

AccessShare: Co-designing Data Access and Sharing with Blind People

Rie Kamikubo

College of Information
University of Maryland, College Park
College Park, MD, USA
rkamikub@umd.edu

Kyungjun Lee

Department of Computer Science
University of Maryland, College Park
College Park, MD, USA
kyungjun@umd.edu

Farnaz Zamiri Zeraati

Department of Computer Science
University of Maryland, College Park
College Park, MD, USA
farnaz@umd.edu

Hernisa Kacorri

College of Information, UMIACS
University of Maryland, College Park
College Park, MD, USA
hernisa@umd.edu

ABSTRACT

Blind people are often called to contribute image data to datasets for AI innovation with the hope for future accessibility and inclusion. Yet, the visual inspection of the contributed images is inaccessible. To this day, we lack mechanisms for data inspection and control that are accessible to the blind community. To address this gap, we engage 10 blind participants in a scenario where they wear smartglasses and collect image data using an AI-infused application in their homes. We also engineer a design probe, a novel data access interface called AccessShare, and conduct a co-design study to discuss participants' needs, preferences, and ideas on consent, data inspection, and control. Our findings reveal the impact of interactive informed consent and the complementary role of data inspection systems such as AccessShare in facilitating communication between data stewards and blind data contributors. We discuss how key insights can guide future informed consent and data control to promote inclusive and responsible data practices in AI.

CCS CONCEPTS

• **Human-centered computing** → **Human computer interaction (HCI); Accessibility.**

ACM Reference Format:

Rie Kamikubo, Farnaz Zamiri Zeraati, Kyungjun Lee, and Hernisa Kacorri. 2024. AccessShare: Co-designing Data Access and Sharing with Blind People. In *The 26th International ACM SIGACCESS Conference on Computers and Accessibility (ASSETS '24)*, October 27–30, 2024, St. John's, NL, Canada. ACM, New York, NY, USA, 16 pages. <https://doi.org/10.1145/3663548.3675612>

1 INTRODUCTION

Participatory data stewardship [53] has gained attention as a means to promote ethical and responsible data practices related to collection, sharing, and usage. However, the challenge of ensuring

meaningful engagement of diverse stakeholders is pronounced at the intersection of accessibility and artificial intelligence (AI), further raising concerns about the limited agency and control that disabled people may have [96]. This is also the case when it comes to their data. With a focus on blind people and the context of computer vision, we see unique accessibility challenges, such as how to support inspection of image data that they have captured and that may contain unintended information [5] without relying on sight. Despite efforts such as 'disability-first dataset' creation [86, 92], we still lack mechanisms for providing blind data contributors with access and control over their image data.

To address this issue, our work aims to explore first what kind of data access and control blind people seek over their image data, as part of our broader investigation into participatory stewardship mechanisms. This is a pressing topic considering how blind people have been early adopters of computer vision technology, sending their photos over servers and assistive applications in exchange for privacy [5, 32]. Consequently, they are one of the most represented contributors of publicly-available accessibility datasets [58]; yet, there is no clear process or consensus among researchers on how to ethically share such datasets. More so, conversations around these data loom large, especially with the tensions involved around benefits and risks—e.g., large multi-modal models are trained on photos taken by sighted people with further widening performance gaps on photos taken by blind users [23, 71].

In this work, we engineered a larger cross-sectional study designed to foster the involvement of blind participants in challenging real-world data practices from collection to sharing. In this context, we first deployed a teachable object recognizer [57] in the homes of blind participants, where they captured photos and labels of objects (*i.e.*, study data). These data capturing activities were conducted in real-world settings to bring potential value as AI datasets [72] but came with heightened privacy concerns. Also, the photos were taken via smartglasses that may capture a broader field of view with higher risks of including potentially identifiable information (PII). The observations and findings presented in this paper are situated within this larger study, which includes a co-design session to explore blind people's needs and preferences regarding access and sharing of their study data.

Permission to make digital or hard copies of part or all of this work for personal or classroom use is granted without fee provided that copies are not made or distributed for profit or commercial advantage and that copies bear this notice and the full citation on the first page. Copyrights for third-party components of this work must be honored. For all other uses, contact the owner/author(s).

ASSETS '24, October 27–30, 2024, St. John's, NL, Canada

© 2024 Copyright held by the owner/author(s).

ACM ISBN 979-8-4007-0677-6/24/10.

<https://doi.org/10.1145/3663548.3675612>

Our work encompasses the decisions that 10 blind participants made after the initial data collection and their interactions with their study data via a novel interface called AccessShare. It serves as a design probe [33] to brainstorm potential functionalities and features for an accessible data sharing system. Additionally, our approach facilitates an opportunity for blind participants to access their study data prior to arriving at their decision of whether or not to share them via a public AI dataset. We examined participants' decision-making processes situated in the larger study to understand how decisions were formed, communicated, and evolved over a participatory data stewardship framework.

Our findings revolve around two axes capturing (i) blind participants' data sharing decisions and (ii) requirements for accessible data sharing systems. In the first axis, we found that the majority ($N = 7$) made a decision to share their study data. A common rationale, in addition to their motivation behind this decision, was the absence of concerning elements. Participants carefully employed strategies that *e.g.*, avoided capturing personal information and people in the background. Yet, our manual inspection still revealed instances of PII in their photos. We also found that obtaining written data sharing consents via email after the data collection was not effective. All but two participants chose this route. Instead, participants opted for verbal consent during the co-design session. We observed that this is explained in part by a need for an interactive approach to consent. Many participants found the co-design session helpful for guiding their decisions *e.g.*, for better understanding study data and exploring options such as partial sharing.

Findings from the second axis surfaced the complementary nature of data access systems such as AccessShare, in supporting communication with sighted people (*e.g.*, data stewards and family members). Yet, a deeper dive into participants' responses revealed a delicate balance between asking for sighted help and self-reliance when making their decision. While some expressed the need for more reliable descriptors to independently inspect the data, one participant opted for a joint decision making approach with a family member to both inspect the data and share agency with a bystander. The contrasting viewpoints on independence and interdependence prompted considerations for incorporating multiuser functionalities in data access systems. Overall, as a design probe, AccessShare was effective for ideating approaches to enhance data inspection and control and support communication with data stewards.

Our contributions include: (1) empirical findings from a real-world participatory data stewarding process with blind participants, reflecting on decisions formed and how they were communicated; (2) implementation of AccessShare as a probe for co-designing accessible data sharing systems that facilitate control among blind data contributors; and (3) methods for obtaining consent through different means, offering insights into challenges and opportunities for meaningful informed consent for blind data contributors. By illustrating the active participation of blind people across our data stewarding process, this paper can inform future work in involving underrepresented communities in discussions around informed data sharing consents and meaningful data inspection and control.

2 BACKGROUND

We first outline the landscape of data ecosystems and policies in AI, with a focus on individuals' control over their data. We then review prior work on participation frameworks for increasing agency and discuss the value of human-centered research on AI datasets for accessibility. We build upon recent "disability-first" data collection efforts, which have highlighted the benefits of engaging blind people in contributing to datasets for AI innovation [56, 86, 92] and some of the motivational factors for data contributors [58].

2.1 Prospects for Data Control in AI

Data in the digital age is a key input and source of value, often referred to as "*the new oil*" [48], a trend that continues with generative AI. A counter-trend is the rising tension to address ethical and privacy concerns surrounding user-generated data [62, 84]. The majority of generative AI applications have been pre-trained on large collections of text data sourced from the internet, including user-generated content on websites and social media platforms [18]. Many of these applications also utilize the history of interactions with users to refine and update their models to improve the performance over time [2]. As data continuously fuels AI, discussions about policy and technical interventions to grant users better control of their data are on the rise [30, 42].

Since the launch of the European General Data Protection Regulation (GDPR) in 2018, many users were promised rights related to data protection, including the right to access, erase, and request corrections on their data, and the right to restrict processing [98]. Yet, even when these rights are granted, practical challenges remain, with users struggling to understand, use, and control their data [6, 14]. Additional challenges arise from the technical and systemic complexity of removing individual data from models once they have been trained [9, 19]. Tracking the origin and usage of individual data points throughout the AI lifecycle (*e.g.*, training, validation, and deployment stages) can also be challenging, partly due to companies often lacking a full understanding of what has gone into their models [40]. While the recent EU's AI Act could fill in the gaps at scale, enforcing documentation, record-keeping, transparency, and human oversight [93], there are yet no clear mechanisms to allow users to have complete data control.

One crucial aspect of AI and data regulations is the power balance among stakeholders [26]. Despite the regulatory interventions such as the GDPR, Delacroix and Lawrence [27] point to the power asymmetry between *data subjects*—who have knowingly or unknowingly provided their data to various entities—and *data controllers*, typically organizations that make decisions about what data to collect and how it is processed. With our work, we explore methods and tools that can address the current data gaps and facilitate the agency of individuals whose data are part of the AI ecosystem, with focus in the context of research in '*AI for Accessibility*'.

2.2 Participation in Data Stewardship

Participatory data stewardship recognizes the importance of involving stakeholders, communities, and individuals in the decision-making processes related to data that affect them [53]. Ultimately, it aims to rebalance the asymmetries of power [60]. This approach is gaining some traction in AI research and development [13, 61, 85].

Broadly speaking, participatory data stewardship models have been explored across various fields, presenting both opportunities and challenges [21, 27, 41]. Data donation, for instance, has been frequently discussed within the medical space involving individuals who voluntarily contribute their health data to a federated dataset for broader societal and collective benefits (e.g., UK BioBank [12]). The key attribute of this approach is that the dataset is created collaboratively by the data donors whose choices such as opting in/opting out to sharing, serve the basis of data curation [10]. However, critics have pointed out that the datasets exhibit self-selection bias, resulting in a lack of representation from minority groups [63]. Other limitations include unclear terms for data donors, such as whether they can restrict the use of their data [10].

Data cooperatives have been introduced to facilitate the development of systems and processes that explicitly allow people to gain control over their data [91]. An example is Salus Coop [97] aiming to grant levels of power and involvement to its members. It has developed a ‘*common good data license for health research*’, which supports the right to specify conditions for using their personal health data [24]. The cooperative approach appeals to a sense of data democracy by encouraging members to set policies and make decisions [25, 43]. However, increased active participation in data practices presents challenges like the cost of sustaining the infrastructure [52]. Moreover, potential data contributors may lack the time and knowledge to participate, creating a ‘data divide’ among those involved [51]. This calls for more inclusive mechanisms that enable people to shape and govern their data [22], supported by real-life case studies illustrating attempted participatory methods and the accompanying challenges [102]. In this paper, we build on this call through a case study with the blind community.

2.3 Blind Contributors in Accessibility Datasets

The field of accessibility is no exception when it comes to the growing need for data, considering the potential to facilitate novel assistive technologies [15, 56, 74]. For instance, photos of everyday objects captured by blind users, the focus of this work, can contribute to building image recognition applications to access visual information [66, 88, 105]. There is a rich body of work related to photos sourced from blind people for AI datasets in this space [38, 66, 72, 86, 88]. Carefully balancing the benefits and unique risks of accessibility datasets is critical in these efforts [58]. While datasets have more value when collected in the ‘wild,’ capturing real-world scenarios (e.g., people’s homes), this comes with heightened ethical and privacy concerns [5, 37, 45].

In response, we see efforts toward conscientious data stewardship practices, emphasizing a “disability-first” approach [80, 86, 92]. To facilitate the involvement of blind people in the creation of a teachable object recognition dataset, Theodorou *et al.* [92] implemented an interface that supports communication between data stewards and data contributors during data collection; for instance, blind people are notified of data that fail to meet the validation criteria (e.g., quality and privacy) and asked to retake them. However, this prompts unaddressed questions about data assessment and the role of contributors. Despite being most affected by the outcomes, blind people are informed rather than actively involved

in validation and decision-making processes, partly due to data inaccessibility. For instance, the inspection and filtering of personally identifiable information are done by the data stewards [86, 92], not the blind contributors. Thus, privacy-preserving techniques that are accessible to blind people are attracting attention (e.g., [101, 103]).

Ensuring ethical data practices remains a challenge, especially in engaging blind people to contribute visual content with their consent while respecting their privacy [86, 90]. We complement prior guidelines for disability-first datasets [86, 92] by addressing how blind people can access, inspect, and better control their data.

3 ACCESSSHARE: OUR DESIGN PROBE

To facilitate discussion and ideas for an accessible data-sharing system that can support data control, we develop a design probe [33]. It is called AccessShare, shown in Figure 1. It incorporates automatically generated descriptors in an HTML webpage that enables blind users to navigate, access, and inspect their data. The probe is closely tied to the data collection task, which in this work is training a teachable object recognizer [56]—users teach the model to recognize objects of their choice by providing photos along labels as training examples. They also take additional photos for testing the personalized model. As seen in previously shared datasets in this context (e.g., [66, 72, 88]), photos captured by blind people are organized into training and testing, accompanied by files containing object labels. In this section, we detail how the probe is designed for accessing and inspecting these data, which we later discuss with blind participants to brainstorm ideal functionalities and features.

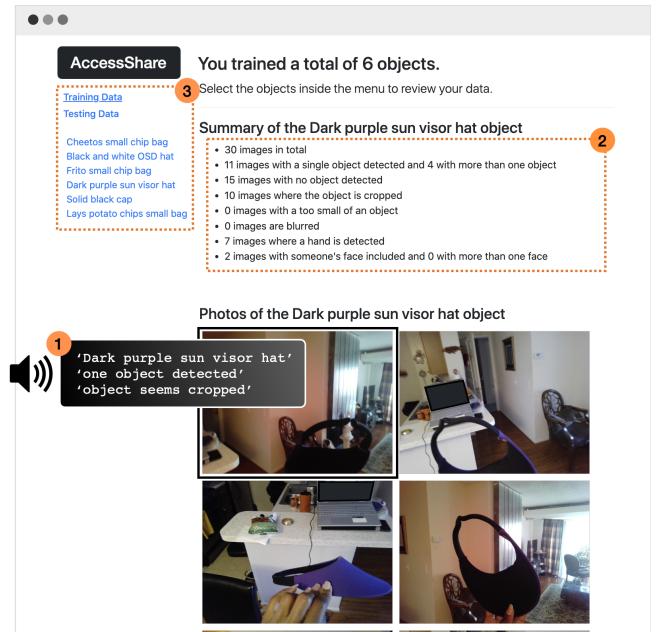


Figure 1: A screenshot of AccessShare, the design probe in our study. Participants review their photos and labels in an HTML interface that contains a navigation menu along a page that provides a summary and a grid view of the photos with alt text based on descriptors for the selected data.

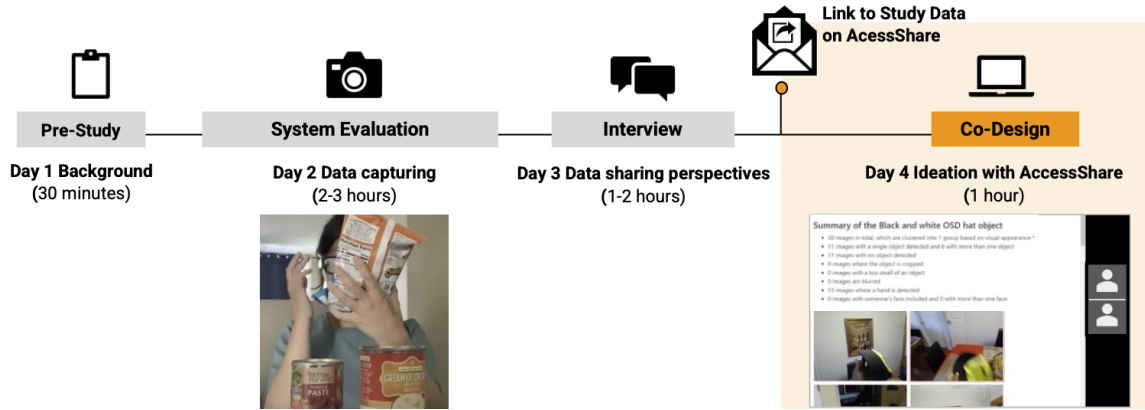


Figure 2: Findings in this paper come from a co-design session within a larger study that includes a background questionnaire, a system evaluation session with data capture, and a semi-structured interview on data sharing. Participants could indicate their data sharing decisions at any time after the interview once receiving an email with a unique link to their data in AccessShare.

3.1 Automatically Generated Descriptors

Facilitating a quick turnaround from data collection to data inspection might be necessary to prevent potential data contributors from losing the context needed to reflect on the photos they collected. Thus, instead of manually describing the photos, in our probe we incorporate data descriptors that are automatically generated. We adopt an approach from Hong *et al.* [46], which introduces photo- and set-level descriptors for blind users to access fine-grained visual differences across training photos. We find it suitable for our probe in facilitating quick inspection of otherwise similar photos. We repurpose the descriptors to generate summaries and alt-texts for individual photos, enabling blind users to inspect their data. As shown in Figure 1-①, photo-level descriptors are embedded as alt-text for individual photos in AccessShare.

We selected initial descriptors based on two primary factors to assist blind people in determining potential sharing [59]: i) benefits of sharing datasets to improve real-world recognition tasks and ii) associated risks. In terms of benefits, we considered characteristics that tend to be present in photos taken by blind participants such as ill-framed objects or blurriness [65, 72] that can help future models generalize better for photos with such ‘image quality’. In terms of risks, we considered privacy concerns [37]. Specifically, the photo-level descriptors in AccessShare that capture ‘image quality’ indicate: the number of objects of interest detected in the photo as ‘single object detected’, ‘more than one object detected’ or ‘no object detected’, photo being ‘blur’; whether the object is ‘cropped’; and whether it appears ‘too small’ within the frame. The privacy related photo-level descriptors include: ‘hand presence’ (e.g., for potential identification of tattoos and jewelry) and ‘face presence’, as reflected in privacy as well as ethical concerns of blind people [37, 59]. As shown in Figure 1-②, set-level descriptors in AccessShare are merely an aggregate of the photo-level descriptors including summary information on the prevalence of those characteristics. Unlike Hong *et al.* [46], we do not include detailed set-level descriptors for variation; they were designed to help blind users assess their training strategies to improve their personalized models, a task beyond data inspection for sharing. Instead, the goal

of the summary in AccessShare is to help blind users quickly grasp the contents of each set before interacting with individual photos.

3.2 Interface Design and Implementation

We extracted the descriptors using the publicly available code from Hong *et al.* [46] and stored them in a JSON format. We then used the Jinja web templating engine [83], to generate the accessible HTML interface with alt-text for photos derived from the descriptors. We designed a navigation menu reflecting the file structure of photos during the data collection, which follows a two-level hierarchy. The primary menu contains options for ‘Training Data’ and ‘Testing Data’. Each opens a secondary menu that provides links to the specific content related to the photos. We named these links according to the object names that users would add as labels during training (see Figure 1-③). One critical decision related to split in the file structure was that testing photos are assigned to objects based on the recognition output of a user’s model, that is error prone; thus, they could be misclassified. While these recognition outputs in test scenarios are important for error analysis when shared [66], a thorough (manual) review is required to correct the labels of testing photos. Since we expect the same challenge in the real world, where only recognition labels are available in testing [47], we used the recognition labels to organize testing photos and explore potential improvements and concerns with blind people.

4 METHODS

We take a participatory approach to explore what kind of data access and control blind people seek over their data. The ultimate goal is to inform future data collection and sharing frameworks so that they can better align the decision-making process with the needs and expectations of their blind data contributors. As shown in Figure 2, our co-design session took place within a larger cross-sectional study that involved a series of activities engineered to capture a real-world data stewarding scenario. Specifically, we engaged 10 blind participants who were situated in the context of contributing to an AI dataset after evaluating an assistive technology—participants evaluated an object recognition app deployed on smartglasses in

their homes and later decided whether they wanted the research team to share their study data via a public AI dataset. To help them decide whether to share or not, we implemented AccessShare, a design probe for inspecting one's study data and invited them to a follow up session where we could design together ways for blind data contributors to access and control their data.

To provide the context of the larger study, which spanned multiple days, we started with a 30-minute long Zoom call to capture participant demographics, attitudes, and experience with technology. A day or two later, participants joined the system evaluation from their homes and remotely connected with the researchers to perform a series of data capturing activities (described in Section 4.2). Typically within a week after, participants joined a remote semi-structured interview to reflect on their motivations and concerns relating to sharing their study data. At the end of the interview, participants received an email from the research team, the data stewards, to indicate their decision on whether to share their study data (*i.e.*, anonymized photos and labels) via a public AI dataset. The need to make this decision was communicated to participants early on and was included in their consent forms. Participants could also opt to join the follow-up co-design, the focus of this paper, typically conducted a few weeks later via Zoom. Some opted to confirm their decision on data sharing during this final session. We provide more details in Section 4.3 on our co-design that aims to uncover ways for providing data contributors with more control, followed by our analysis approach in Section 4.4. The ongoing analysis from the evaluation of the assistive technology is beyond this paper's scope. Findings from the semi-structured interview are available in [59].

4.1 Recruitment and Participants

The study protocol was approved by our institution's review board (IRB #1822836-1). We recruited participants through an existing mailing list in our lab, by submitting a request form for participant solicitation to the National Federation of the Blind (NFB), and via word of mouth. The mailing list in our lab includes blind people who participated in our previous studies and consented to future contact. Members of the list and NFB contacts received our call for participation and consent form via email, and some shared it within their networks. Potential participants emailed their consent to a researcher, confirming they were 18 or older and blind, as required for the study. Participants consented to the multi-day study but were informed they could withdraw anytime with compensation.

A total of 13 participants were invited to begin via a Zoom/phone call, where we collected demographic information, including age, gender, education, and occupation, as well as technology experience relevant to the system evaluation. After the semi-structured interview, participants received an email with a link to their data via AccessShare to indicate whether to share their data or continue with the co-design; 10 participants opted to participate in the co-design. At the end of the study, participants were also given the option to specify the demographic information that they preferred not to be made available on publication. Table 1 reflects their consent.

Of 10 participants who joined the co-design, seven were totally blind and three were legally blind. On average, blind participants were 53.46 years old (STD=14.94). Five self-identified as women and five as men. Participants were compensated \$15/hour, with an

average of 2.76 hours (STD=0.51) spent up to the system evaluation (including the opening questionnaires), 1.68 hours (STD=0.36) for the interview, and 1.09 hours (STD=0.13) for the co-design.

4.2 Data Collection in Evaluation

Data collection activities were conducted in our participants' homes, where they evaluated a teachable object recognition app deployed on smartglasses. We aimed to explore realistic concerns beyond the lab settings (*e.g.*, privacy impacted by the environment [45]) and data contributions grounded in real-world applications. We asked participants to find a comfortable spot at home to set up the laptop for the Zoom call and interact with the stimuli objects while wearing smartglasses with an embedded camera. We then provided 2 practice objects to help learn how to take photos and provide labels (*i.e.*, object names) using the smartglasses.

Participants used the touchpad on the smartglasses to navigate the menu and trigger the photo taking and labeling functions, all supported via text-to-speech. They also used voice commands to input, correct, and confirm the object label. Once familiar with the system, participants were asked to complete data capture activities that involved taking multiple photos per object for a total of 6 objects and providing associated labels for training and evaluating a computer vision model. Half of these objects were stimuli provided by the research team engineered to be visually distinct but nearly-identical by touch (*i.e.* different bags of snacks). They were fixed across all participants. The rest of the objects were up to the

Table 1: Self-reported participant information including vision level, age, gender, education, occupation, and AI familiarity on a 4-point scale: 1 = not familiar at all (have never heard of it), 2 = slightly familiar (have heard of it but don't know what it does), 3 = somewhat familiar (have a broad understanding of what it is and what it does), 4 = extremely familiar (have extensive knowledge). A dash (-) indicates that the participant did not consent to disclose.

PID	Vision	Age	Gender	Education	Occupation	AI Familiarity
P1	totally blind	-	-	-	-	somewhat
P2	totally blind	72	woman	bachelor	retired	extremely
P3	totally blind	67	man	master	retired	slightly
P4	totally blind	48	man	master	social worker	somewhat
P5	legally blind	32	woman	bachelor	operations	somewhat
P6	totally blind	67	woman	master	retired	somewhat
P7	totally blind	-	-	-	IT solution architect	somewhat
P8	legally blind	52	woman	master	application developer	somewhat
P9	legally blind	71	man	post-bachelor	retired	somewhat
P10	totally blind	67	man	some college	computer technician	extremely

participant; they could choose anything in their home. Typically, participants opted for products that were similar to the stimuli, such as different canned goods, as shown in Figure 2. Participants answered questions related to their experience during the data collection and at the end.

Each participant generated on average 222 photos (STD=59.9) across the 6 object labels. Both the photos and the labels collected during these activities were referred to the participants as “*your study data*” throughout the communication with the research team; instead, demographic information was referred to as “*metadata*”.

4.3 Data Access and Sharing in Co-design

The process for the co-design started right after the semi-structured interview, where blind participants received an email from the research team to indicate their decision on whether to share their study data. The email also attached a unique link to AccessShare, to access their own set of photos organized by labels collected during the evaluation study. They were encouraged to open it on their devices prior to making their decision and were invited to join the research team in a follow up session for designing together ways for blind data contributors to access and control their data.

The main goals of the co-design session are: to understand the data sharing decisions and the factors that shaped them; explore accessible ways to share study data with blind participants; and gain insights into meaningful descriptors for accessible data inspection. The co-design activities took place through a Zoom video call and consisted of two parts.

4.3.1 Part 1: Hands-on interface exploration. We first asked our participants to open AccessShare on their devices to have an opportunity to explore the interface with the researcher. Some chose to use two different devices, one for the call (e.g., smartphone) and the other to use AccessShare (e.g., laptop), referring to the accessibility challenges of navigating between two windows within the same device. We assigned 3 sequential mini-tasks during this exploration. First, they were tasked with finding a specific object label on the navigation menu. Then they would read a summary content for that object label. Last, they would describe the first three photos on the page after accessing their alt text.

4.3.2 Part 2: Discussion with guiding questions. We then asked participants to describe and reflect on their experience accessing their data. We had a series of guiding questions to foster our discussion and brainstormed potential improvements and features. We list some of the example questions below, which can be described in four primary themes (see supplementary material):

Alternative methods: *What would be an ideal way for researchers to help you make a decision on whether they can share your study data with others or not? Should it be a link to your data? Should it be a phone call where they walk you through what is collected? Should it be just a question at the end of the study whether it is OK for them to share your data?*

Descriptors: *Was any particular piece of information found on AccessShare helpful to you in accessing what you wanted to know about your data before making a decision to allow for their sharing? What was missing from AccessShare that you wanted to know about your data before making a decision?*

Trade-offs: *How much would you rely on the automatically-generated image descriptors for making your decision especially when you know that they can be erroneous? Would you still make a decision? Or would you ask for sighted help?*

Potential features and capabilities: *Are there any AccessShare features that are making it efficient for you to make this decision? Are there any new features or capabilities you would add to it?*

All study sessions were audio/video recorded via the recording feature in Zoom. We also intended to record AccessShare screen activities both to offer guidance during hands-on exploration and to collect observational data. However, this proved challenging in instances where participants accessed Zoom and AccessShare on separate devices. Instead, we relied on the audio from the screen reader to track some of these screen activities during the session.

4.4 Analysis

To gain a better understanding of how blind participants sought access and control over their study data and how their decisions were shaped in the process, we triangulated data from a variety of sources: recordings from the co-design session, offline communication of participants’ decisions around data sharing, and manual annotation of personally identifiable information (PII) in the photos.

4.4.1 Participant feedback during co-design. To analyze the data obtained in our co-design session, all participant comments and responses were transcribed. We performed inductive thematic analysis [16], which began with the researcher (R1), who facilitated all the co-design sessions, assigning initial descriptive (i.e., semantic) codes to the data and collating the codes into categories. The research team (including two other researchers, R2 and R3) then conducted ongoing data meetings to add interpretative codes/notes to the categorized data to broaden the analysis. For example, for a data excerpt with an initial code [*preference toward phone call for real-time feedback*] in the category of “*decision making modality*,” the team added [*rationale: granular decision on data points*] to the excerpt. The process of adding interpretations was completed in two steps: i) the team discussed the sample of organized data (roughly 20% of all data excerpts) during the meetings, with R2 leading the discussion for an interpretative-level structure and ii) R3 followed the structure to add interpretations to the remaining data. Once done, R1 proceeded with generating and reviewing initial themes and sub-themes in relation to the descriptive codes and interpretations. In synthesis, the (sub)themes were further refined through team discussions to conceptualize them as unifying concepts [17].

4.4.2 Participant communication of decisions. We report blind participants’ decisions related to the sharing of their study data. We map these decisions to the analysis of PII in their study data for better contextualization of the rationale behind the decisions. To enrich the overall analysis of their decision making, we also pay attention to their method of consent (e.g., verbal/written) and its timing (e.g., before or after given access to AccessShare) while participating in our data stewarding process.

4.4.3 PII annotation of photos. Two researchers reviewed blind participants’ photos and manually annotated the areas with PII with a codebook that was informed from prior work [37, 92]. The codebook had two main categories: “*object*” and “*text*”. Under the

“*object*” category there were different types of PII like [face], [photo of face], [face reflection], [tattoo], and [pregnancy test]. The “*text*” category covered various textual PII, such as [book], [business card], [clothing], [screen], [credit card], [letter], [license plate], [menu], [paper], [newspaper], [prescription], [receipt], [street sign], and [poster]. Both “*object*” and “*text*” categories included a [suspicious] annotation for cases where it was difficult to confirm private content due to poor image quality or complex scenes. Additionally, the “*other [name]*” category accounted for any PII instances that were not captured above.

Consistent with prior work, we sought an annotation tool with the following features: (i) can annotate data offline to uphold privacy and data security; (ii) supports remote collaboration across annotators; and (iii) allows data export for further analysis. After a thorough exploration of the available annotation tools, we selected the VGG annotator [29] as our tool of choice due to its alignment with these requirements. Using VGG, two researchers from our team first annotated the participant photos individually (3060 photos each) with the order of photos being randomized.

Using Cohen’s Kappa [73], we found a strong agreement between the researchers’ annotations for the presence of “*objects*” like [face] ($\kappa = 0.89$), [photo of face] ($\kappa = 0.82$), and [face reflection] ($\kappa = 0.92$). For annotations in the “*text*” category like [letter] and [clothing], the researchers achieved a moderate level of agreement ($\kappa = 0.73$ and 0.73 , respectively). There were no agreements on the rest of the PII categories: “text [screen]” ($\kappa = -0.05$), “text [suspicious]” ($\kappa = -0.04$), “object [suspicious]” ($\kappa = 0.0$), and “other [flag]” ($\kappa = 0.0$).

To finalize annotations, researchers resolved disagreements through discussion and reached consensus together. Disagreements on [face], [photo of face], and [face reflection] ($N = 9$, 221 , and 19 , respectively) occurred when faces were cropped or partially visible. Often this involved the researchers’ faces being shown on the nearby laptop during the Zoom call. Consistent with prior work [37], researchers agreed to label partial faces as PII. Disagreements regarding [letter] and [clothing] ($N = 5$ and 5 , respectively) were initially missed by one of the researchers. Additionally, a new category, “*other [flag]*” ($N = 92$) was introduced by one of the researchers. The rationale behind this addition stemmed from the recognition that a flag could potentially reveal someone’s nationality, and some individuals might be hesitant to disclose such information [59]. Disagreements on [screen] ($N = 466$) were common and captured the study laptop placed nearby. When present in a photo, one researcher annotated only the PII inside the screen, such as [photo of a face]. However, the other annotated the entire screen. To mitigate the risk of overlooking any other potential PII content within the screen, in the final annotations, the entire screen was included. The most common disagreement arose in cases where it was difficult to confirm private content due to poor image quality or complex scenes annotated as “object [suspicious]” ($N = 373$) and “text [suspicious]” ($N = 390$). “Object [suspicious]” mostly involved photos containing blurred photos of faces. One of the researchers annotated these photos under the assumption that given the similarity among participants’ photos, the presence of a face could be inferred from the context. Researchers resolved disagreements by annotating these instances as “object [photo of face]”. “Text [suspicious]” mostly involved framed papers on the

Table 2: Final decisions and rationale on sharing study data.

PID	Final Decision	Rationale
P1	not share	found information on data reuse purpose lacking
P2	share	was motivated to contribute to research
P3	share > partial share	was not aware of concerning elements in photos > thought of an option to remove photos that included faces of others
P4	share	was comfortable after reviewing photos with sighted help; found no concerning elements in photos
P5	share	captured photos with privacy considerations; found no concerning elements in photos
P6	not share	became aware of privacy concerns
P7	not share	found information to review the data lacking and not reliable
P8	share > partial share	captured photos with privacy considerations; found no concerning elements in photos > thought of an option to remove photos that included faces of others
P9	share	was motivated to contribute to research
P10	partial share	was motivated to contribute to research; became aware of not “good” photos

wall or brochures in the background. These instances were jointly annotated as “text [miscellaneous paper]”.

5 FINDINGS ON TO SHARE OR NOT TO SHARE

We explore participants’ decisions around the sharing of their data, why they arrived at those decisions, when they were formed, and how they were communicated. We also provide data on PII across participants’ photos for better contextualization of the findings with a heatmap shown in Figure 3. We then expand on the preferred modalities for participants to form and communicate decisions.

5.1 What Were the Decisions, Their Rationale, and Connection to PII

As shown in Table 2, the majority ($N = 7$) of our participants made a decision to share their study data including photos of objects and labels. A common rationale for deciding to share was related to the absence of concerning elements in the photos. P3 and P4 came to this conclusion after spending at least an hour reviewing their study data with AccessShare, with P3 doing so independently and P4 with a sighted family member “*to make sure that something did not end up in there that I don’t want shared with everybody*” (P4). Surprisingly, both P3 and P4 had many photos (87% and 52% respectively) in which pictures with recognizable faces (e.g., found in a bookshelf in the background) were visible, as shown in Figure 3. After discussing these PII with the researcher, only P3 changed their initial decision from ‘share’ to ‘partial share,’ omitting the photos with faces.

When talking about their decision to share, others like P5 and P8 referred back to their privacy strategies employed in data collection, reflecting their preparation for data sharing. For example, P5 said, “*I purposefully, when I took the images, made sure that it was pointing towards the carpet or towards the wall. So I know that there’s nobody in this photo, so I feel comfortable sharing.*” Indeed, these two participants had the smallest occurrence of PII in their photos. Yet, the few

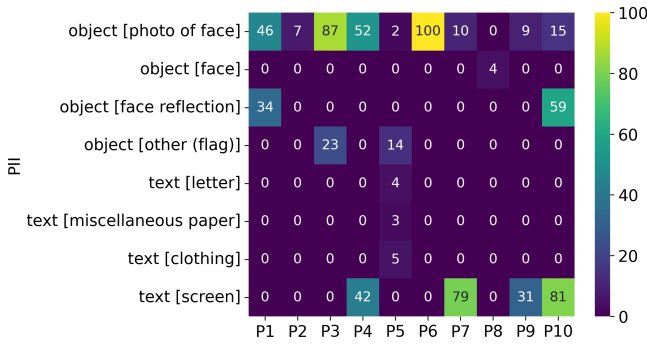


Figure 3: Percentage of PII type across participants' photos.

PII included could pose a high privacy risk. For instance, 4% of P5 photos included a letter capturing both the sender's and receiver's information that given a better image resolution would be directly visible. Similarly, 4% of P8 photos captured a fully visible face of a family member. Upon discussion of these PII with the researcher, P8 changed their initial decision from 'share' to 'partial share'.

As an overarching rationale behind data sharing, P5 and P8's cautious but not bulletproof data capturing strategy could also reflect blind participants' underlying motivations for joining the study. Their main goal could be to contribute to research, which they expected to achieve through data, as specifically expressed by P2, P9, and P10. For example, P9 said, "I knew right away [to share their study data]...I don't want to be an inhibitor to say no, you can't look at my data that would be foolish. Why would I want to participate in the study? I'm here to help you. If you can't learn from my data, then what am I as a human subject?" We suspect that by "you" P9 is referring to our research team in particular instead of sharing more broadly. Among these participants, P2 and P9 only included photo of faces captured from the study laptop screen including the Zoom setup in 7% and 9% of their photos, respectively. However, P10 had a greater number of PII, capturing their own face reflection from the mirror in 59% of their photos.

Looking at those who decided not to share their data, we also found that the most common resistance stemmed from potentially concerning elements in the photos. During the co-design session, despite having the inclination to share initially, P6 ultimately opted out from sharing after discovering that their captured photos contained unintended information in the background. Indeed, all (100%) of P6's photos were flagged as including photo of face, which were family pictures captured in the background (*i.e.*, framed on the wall). P7, who was initially inclined not to share, did not change their decision. Their rationale revolved around the automatically generated descriptors that were perceived to lack the reliability needed to identify concerning elements. P7 said, "Based on the fact that there's not enough information for me to review it reliably in the sense of- the picture descriptions don't have enough...It's no, because I can't make an informed decision." Our manual inspection revealed that in the majority (79%) of the P7's photos, the study laptop screen was visible but a smaller portion (10%) included their face in the Zoom call as a small icon. Not surprisingly, the underlying face detector models used for the corresponding AccessShare descriptor failed to detect this small screen icon as a face in most photos where it was

present. Making an informed decision was also a challenge for P1, whose photos included the faces in the Zoom call captured from the laptop screen (46%) and often their reflections in the glass table (34%). Yet, P1 found making an informed decision challenging for a different reason, stressing the lack of information regarding how the study data would be reused by others once shared.

Interestingly, our participants' willingness to share was also often impacted by the perceived value of their study data. While P10 discovered potentially concerning elements (*e.g.*, their own reflection in a mirror), that did not deter them. When they ultimately consented to partial sharing by removing photos with those elements, their rationale did not revolve around concerns of privacy but around concerns of quality. A common theme across participant feedback related to the quality of their data, was referring to them as "good" or "bad" photos. With the use of descriptors that indicated the presence of faces, hands, ill-framing, blurriness, etc., most of the participants (all except P3, P4, P6, P7) raised their hesitancy to share their "bad" photos as a "a path of interference" (P9) to the research. For instance, P5 indicated it as more concerning than sharing photos that captured a family member: "The only thing is that some of the pictures are not great. I hate to share bad photos. Otherwise, I'm okay [with sharing]." Consequently, AccessShare was often perceived as a useful tool to reflect on their data collection and take "better" photos in the future, as referred by P9: "If there were a session to follow up and for me to take more photos, I would get rid of that clear glass table. I would probably not use my hand as much. I would put the object on the table and center it and not have any other interference. I've learned already what to do better." However, the value of datasets is often relative to the needs and contexts of the models that the data support. For instance, real-world photos captured by blind users and sent to object recognition systems may include elements like out-of-frame or blurred objects. Thus, datasets that are shared are most helpful when they match these real-world scenarios where the technology is deployed [38, 66, 72]. Our participants' perspectives on the 'quality' of their data reveal a unique 'value' gap between blind data contributors and data stewards who aim to construct datasets representing the blind community.

5.2 When and How Decisions Were Formed and Communicated

As shown in Table 4, when and how participants communicated their decisions differed. Initially, some participants (P2, P8, P9) indicated their decision informally during the interview study, which occurred before they were given access to their study data. After the interview, only two participants (P2, P3) chose to provide written consent by responding to our email; we received their responses within a few days. P2 re-confirmed their decision to share, and P3 confirmed it for the first time after accessing their study data. The majority ($N = 8$) of the participants opted for verbal consent only which they conveyed while participating in the co-design session. Even those who ($N = 3$) who opted out of the co-design study altogether, did not respond back to the consent email. This indicates that although emails may appear to be an appealing approach for data stewards to obtain written consents, their effectiveness may be limited for blind data contributors, regardless of whether they are sent at the end of the study or between study sessions.

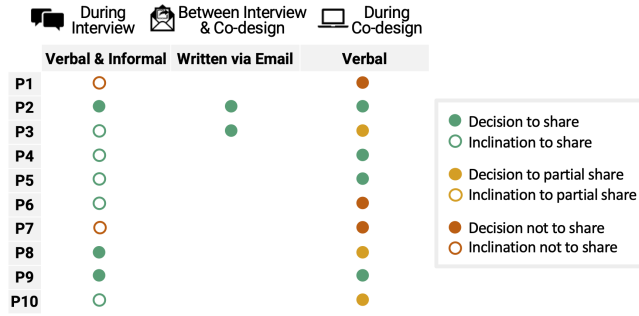


Figure 4: When and how decisions were communicated.

We next look at different factors that may have influenced how participants' decisions were formed. In the interview study, participants were prompted to reflect on the potential benefits and risks associated with the sharing of their study data [59]. This facilitated the communication of data sharing perspectives and decisions across participants (specifically indicated by P2, P8, and P9). For example, P8 referred back to the interview: *"During the interview I've already gave my opinion regarding the photos, what kind of photos I'd like to share"*. Our participants' overall inclination to share (P3, P4, P5, P6, P10) or not share (P1, P7) was apparent in this phase.

With the addition of AccessShare, the discussion and reflection on study data became more situated during the co-design session. It helped participants discern their concerns and preferences, as noted by P1 and P5, whose initial inclinations were *"solidified"* (P1) or *"reinforced"* (P5). P1 added, *"It has made me think a good deal about what would make me want to share and what wouldn't."* Moreover, the interactive nature of the study was deemed helpful in understanding the researcher's intent in forming their decision (P5, P7, P8). As prior work surfaces 'trust' toward data stewards as a critical component in data contributors' judgments of concern and risk [59, 76], P7 articulated the impact of participation on their initial inclination: *"What's changed is that I was able to bring concerns to you and you were willing to listen and hopefully address them. That leads in a bit more positive towards how you might handle it."*

How decisions were formed might relate to AccessShare, potentially serving as an effective medium to communicate and address concerns with sighted help. Two participants (P6, P10) found the dialogue with the researcher helpful in filling in the role of sighted help to assess the sensitivity of potential PII: *"It's helpful because you [the researcher] clarified some things for me about the face...without really understanding what the data is, it's hard to make decisions about whether you share it or not"* (P6). For a better understanding of their study data, P4 chose to use AccessShare with a sighted family member, indicating how the decision was formed prior to the co-design session: *"I've already done so much as far as reviewing the data and talking [with a family member]."* Additionally, their scanning *"things that we didn't want"* (P4) using AccessShare, might reflect their valuing of the opportunity to address shared privacy concerns [4] and engage in joint decision making.

We could further see how the ideation process during the co-design session impacted the exploration of options related to their study data, particularly in the decisions of two participants who

switched (P3, P8). While the photos they captured contained unintended information, such as the experimenters' faces visible on a computer screen in the background, it was not critical for them, as articulated early in the session by P3: *"I'm glad you told me but I'm still inclined to release everything because the information in the photos, there's nothing as far as I know that I would care about."* Yet, as they went through brainstorming for ideal sharing methods, they started to consider a different option. By the end of the session, they solidified their decision to share partial data, asking the researcher to remove the photos with faces. P3 shared the impact of participation in the co-design in exploring more control: *"I didn't know this was possible. I would like to consent to releasing everything except photos where the person's face. So in that respect, it [participation] did influence me. And I think influenced me for the good."*

5.3 What Were the Decision-Making Modalities

When asked about their preferred decision-making approaches, participants expressed mixed perspectives on the modalities involved. The primary modality chosen by participants was typically a single question at the end of the study (P2, P3, P5, P10) or a phone call (P8, P9) allowing for verbal exchanges. Written communication like emails was the least preferred option among those wanting to convey granular decisions in real time (P4) and reduce the chance of misunderstandings (P5). Our participants' tendency to provide verbal consent as opposed to written consent could be reflecting this preference. Still, to authorize permission for sharing, one participant (P1) stressed the need for a written consent process via email or a form to communicate data storage and purpose, along with assurances regarding anonymity and privacy.

As we explored these preferred consent methods, participants expressed different opinions regarding the role of AccessShare. While some (P1, P3, P8) perceived data access as supplementary, described as a *"nice option to have"* (P8), some others (P4, P6, P7) considered it a complementary modality for decision making. This preference for data access as complementary (except for P7) seemed to tie closely with accessing sighted help: *"The link to the data was helpful for me, because I had somebody go through the photos with me, just to make sure what we were looking at that was in the background"* (P4). On a different end, P7 preferred a system with enhanced image descriptors and mechanisms that can eliminate the need for sighted help, since *"it undermines the very point of a system like this if we need it [sighted help] in the first place. Otherwise, what's the point?"*

When asked to expand on the potential use of AccessShare as a communication interface for decisions, participants elaborated on some design features that could reflect their preferences. There was a suggestion for implementing an approval/disapproval button (P4, P8) or a comment feature (P8) on individual photos to communicate partial sharing. Being concerned about transparency related to data reuse purposes once shared, P1 also suggested a way to directly interact with those requesting to access their study data, which they would need to provide *"purpose, the uses, who else would have access"* in order to grant permission.

6 FINDINGS ON ACCESSIBLE DATA SHARING

We explore participants' perspectives on designing an accessible data sharing application for blind people. We report their experience

with AccessShare focused on the current state of the interface and descriptors, as well as their feedback on improvements from our ideation activities to further understand design opportunities.

6.1 What Was the Experience with AccessShare

Overall, almost all participants found AccessShare easy for navigating their study data, with its accessible structure and guidance. The only exception was P7, who had some difficulty on a computer compared to the more “straightforward and streamlined” mobile interface. Two participants (P7, P9) wished for a distinct homepage introduction as a starting point for navigation. They suggested a clear heading such as “[participant’s name]’s dataset” (P7) or a short “human subject summary” (P9) outlining the objects that they trained and tested. The majority of the participants (excluding P3 and P4) expressed spending little time on AccessShare, often less than 10 minutes, with P2 and P8 specifically mentioning the perceived ease of the user interface as a contributing factor.

The group-level summary of the photos by descriptors was found to be the most efficient feature of AccessShare by some (P1, P3, P6). It was seen as more helpful than going through individual photos to flag potential concerns, as noted by P3: *“The summaries were extremely helpful, or helpful than the descriptions of the photos. Well, because for example, the one we just looked at where it said, I think it said four photos, there was a face that (...) that immediately told me something’s wrong. In other words, that was sufficient to tell me, yes, something’s wrong. And by seeing it in the summary, I didn’t really need to know where it shows each individual photo.”* We found that participants often reviewed the summary for each object and only a few or no photos for individual descriptions.

Participants found the ambiguity in the descriptors as one of the major limitations of AccessShare, mostly concerning the presence of the target objects (P1, P3, P5, P6, P7). For example, P7 said, *“It just says one object detected, multiple objects detected, hand detected. But it doesn’t really tell me if it detected the object that I had intended it to be.”* Some participants (P3, P5, P6) were further confused by vague descriptions like ‘more than one object detected’ without specifying the extra objects. This perspective mirrors a trend seen in prior work [69], where blind participants preferred more descriptive photo information, despite occasional errors, over consistently correct but less detailed information. Others (P4, P10) found some value in this partial information; for example, *“It does let you know that there might be more than just what you’re trying to take...It provides some useful information. Obviously, that is not good as human eyesight, but there’s not really a whole lot that replaces that yet”* (P4). Still, the usefulness of certain descriptors was questioned by some (P2, P4, P6, P7); for example, the ‘hand presence’ descriptor was providing already known information, as articulated by P4: *“I knew my hand was in all the photos. So that was kind of already a given.”*

6.2 What Were the Perspectives on Future Descriptors and Data Access Functionalities

Ideation with participants revealed opportunities for extended descriptors and data access functionalities.

Filter & Sort. One of the popular design suggestions was to add a filtering feature, often by descriptors (P3, P5, P6, P8, P10). This idea revolved around the need to inspect the study data that are

flagging concerns at an individual photo level, especially photos with ‘face presence’. Additionally, a few participants (P3, P5) suggested a filter by the number of objects detected in the photos to address the confusion brought by the ‘more than one object detected’ descriptor for further inspection. Reflecting a similar need, a sorting feature was mentioned (P3) to allow users to inspect from the most problematic—e.g., with ‘face presence’—to less problematic photos.

Edit & Delete. We also identified a user need to refine their collection of labeled photos of objects (P2, P3, P7, P10). Design suggestions varied. For instance, P3 and P7 suggested first a grouping of potentially problematic photos, via the ‘face presence’ descriptor (P3) or identification of “potentially compromising information or personally identifiable objects” (P7), then verification and correction of classification errors. Another common suggestion was the removal of photos, either those containing PII (P3, P7) or unwanted characteristics such as cropped objects or hand presence (P10). However, this could compete with the need to collect real-world data. Instead, inspired by P2 feedback, such functionalities could be more fine-grained where participants could delete a photo from the ‘public’ collection, meant to be publicly shared, but not from the ‘study’ collection, meant to be shared with the specific research team only.

Search. When prompted to discuss a potential search feature, a few participants (P3, P7) expanded on its design. For example, P3 mentioned the identification of PII content, with the ability to search by face or text: *“If you’re wearing a shirt that says [name of school] or something like that, I’d like to know that. Or who knows, there could be something in a picture that let’s just say is inappropriate.”* This perspective aligns with prior work indicating that text-based private or sensitive information detected in photos such as names, addresses, or ID numbers, would be useful for blind people to decide whether to share them [104]. P7 also suggested applying text extraction but this time to search for objects by their product labels to identify incorrectly-captioned photos, often in cases where objects are nearly identical by touch (e.g., different bags of snacks): *“Let’s say I picked up Cheetos, but accidentally called it Fritos...A search feature could tell me that because it’s coming back with text of Cheetos, but I searched for Fritos. So you could actually get quite a bit of power with the search feature, particularly paired with text.”*

Descriptors. Some participants (P5, P7, P9) suggested new descriptors that can provide contextual information about the background, objects, and evaluation of photos. Specifically, they referred to “indoors or outdoors” or “rug” in the background (P5); “dimensions” or “color” of the object detected (P7); and “success rate” for each (testing) photo as part of knowing the degree of recognition performance (P9). There were also suggestions to improve existing descriptors by specifying the number of objects detected in a photo as opposed to ‘more than one object detected’ (P3, P5), as well as detecting tattoos in addition to ‘face presence’ as identifiable information (P3).

When prompted, half of the participants (P1, P3, P4, P5, P7) expressed interest in adding future verbosity controls over descriptors, including activation and deactivation. One reason was *“Because there might be stuff that people just don’t care about. And that may vary slightly from person to person”* (P4). To enable such controls, participants suggested toggling certain descriptors via “checkboxes in settings” (P1) or clicking on an image to access “more detailed descriptions” such as object dimensions and colors (P7).

6.3 What Were Their Views on Mutliuser Access

We unraveled blind participants' attitudes toward asking for sighted help in deciding whether to share their study data. Recognizing the limitations of the automatically generated image descriptors, some participants (P1, P3, P4, P6) acknowledged that they would resort to sighted help when needed. Yet, among all participants, only one (P4) sought sighted help from a family member to review their study data; most interacted with their study data independently prior to the co-design session. This aligns with prior work [55], where blind people avoided asking sighted friends or family for detailed photo description to not “burden” them. A few participants (P7, P10) expressed stronger concerns about relying on sighted help as it could hinder their independence. P7 referred to remote sighted help services to express similar concerns: *“I think they have set us back into independence not forward...I have watched people where they could have figured something out themselves, call the services instead. And it has actually hurt us a great deal. You know, greatest harm, best intentions, all that.”* More so, finding ‘trusted’ sighted help was reported to be a challenge (P1, P6, P7, P10), making the use of automated descriptors an ideal solution.

Hence, when specifically asked about potential design features that allow access to ‘peripheral users’ such as sighted help of their choice, half of our participants (P1, P5, P7, P8, P9) found it unnecessary or left concerns such as the reliance on someone’s availability. P1 said, *“That would mean having to have someone available when the sharing needed to take place, and not everyone’s going to.”* Even among those who expressed it as a nice feature to share study data with sighted help of their choice, some of them (P3, P6, 10) articulated the difficulty of finding one or the desire to limit sighted help. For example, P3 said, *“Even though I don’t know 100% of what was in all the photos. Except for that, as long as I can exclude all those with a face, I’m perfectly happy to do it [review the data] myself.”*

While automated descriptors could be an ideal solution for independence and even offer speed with near-real time data access, there is inherently a tradeoff with accuracy for data interpretation. When exploring this tradeoff with our participants, we found that opinions are divided. Few (P1, P3) wanted to prioritize accuracy even if that meant waiting for manually annotated descriptors, others (P4, P8, P9) opted for speed, though some (P5, P6, P7, P10) recognized that a balance between the two is best.

Accuracy was deemed critical for making an informed decision, as specifically mentioned by P1 and P3. For example, P3 said, *“I would choose accurately because if I don’t have accurate information, I don’t believe I can make the best decision.”* On the other hand, the common rationale among others who did not prioritize accuracy, was mainly associated with practicality given a large dataset, recognizing higher labor for manual annotation (P8, P9). There was also a negative point raised by P7 for *“random people looking at it”* if image descriptions were to be manually created and perhaps outsourced, a common strategy for image captioning and annotation [11, 87]: *“Computers only do what computers are programmed to do. People, well, people aren’t nearly so predictable.”*

In favor of speed, some participants (P4, P6, P9) highlighted the importance of maintaining continuity within the study context and receiving immediate feedback to address any concerns in deciding about their study data, suggesting *“a quick turnaround time”* (P9).

This perspective was similarly observed in prior work [75] where immediate feedback was deemed critical for personalized accessibility. However, to a few participants (P1, P10), this meant *“haste makes waste,”* where rushing through the process can impede their ability to make informed decisions. It was common for participants to opt for a balanced approach, as noted by P6: *“I like things to be quick, because I won’t remember what I did if it drags on too long, but by the same token, it would be nice to have a little more accuracy.”*

To strike a balance between accuracy and speed, some participants (P4, P5, P9) proposed a few strategies. One suggestion involved employing other forms of technology like text recognition to complement photo captioning methods (P7). P5 also suggested prioritizing the sharing of “quality” over “quantity” to reduce the volume of photos that would be reviewed and shared (P5). Additionally, P4 proposed integrating descriptors during data collection, enabling photo retakes and real-time resolution of any concerns—the original use of image descriptors in Hong *et al.* [46].

7 DISCUSSION

The discourse around the ethical and inclusive development of AI has highlighted the benefits and responsibility of engaging blind people in contributing to datasets for AI innovation [56, 58, 86, 92]. Extending such prior work on “disability-first datasets,” we explored how to facilitate informed consent and meaningful data control for blind people when it comes to sharing their data via a public AI dataset. In this paper, we describe our data stewarding process involving 10 blind participants. They made decisions about their study data (*i.e.*, photos of objects and labels) using a novel interface, AccessShare, to aid in forming and communicating their choices. Here, we further discuss how key insights from our study can inform future participatory data stewardship efforts as well as the implementation of systems supporting data access and control.

7.1 Consent and Choices

One challenge in our data stewarding with blind participants is that study data captured in their homes can contain unwanted or unintended elements that require further inspection and control mechanisms. Not to mention, this has been relevant to the broader topic of concern across the HCI and privacy literature [31, 35, 49], and is growing widely with the rising trend of AI and data-driven innovation [3, 44]. Our work is situated in the context of understanding meaningful data controls for blind people, while considering the added challenge of inaccessibility of image data for visual inspection. This has previously left the researchers/data stewards to validate and decide on blind people’s behalf which data are ‘safe’ for public sharing [86, 92] after obtaining a blank consent early on, often prior to the data collection.

Our findings showed that most blind participants preferred verbal consent during study sessions after data collection. Despite requests via email to decide on contributing their anonymized photos and labels to a public AI dataset, all but two participants did not respond. This trend also appeared among the three participants who completed the study but missed the co-design session as they did not respond to the final consent request.

Although there may be various reasons for this lack of response, we observed that it is partly due to a need for a more interactive

approach to consent. Blind participants highlighted the impact of engaging in dialogue with researchers, allowing them to discuss potentially concerning elements in their study data. Moreover, these discussions served beyond sighted help. Participants were encouraged to discern their decisions and concerns, as specifically mentioned by P1: *“It has made me think a good deal about what would make me want to share and what wouldn’t”* helping to “solidify” their decision (not to share). Some also highlighted other learning outcomes that influenced their decision, by understanding the researcher’s intent and exploring options that they could make, such as modifying their consent to share partially which P3 indicated as *“I didn’t know it was possible.”*

Overall, the interactive approach to informed consent invites us to explore how it can be effectively operationalized. Beyond the practical challenges, what is the role of researchers in this interactive context? Do we need to account for power imbalances between participants and researchers [8] in this process? In our study, participants that were initially inclined to share became more conservative after interacting with the data stewards (our team). Perhaps, this could be explained by the long collaborative relationship between our team and the blind community. However, we can see how this effect could go the other way, with the possibility of persuasion or coercion by data stewards. A recent example, though in a different context, coming from the ACCEPT-AI framework on pediatric data [77] could be used to discuss further on implementing interactive consent and safeguarding against potential harm. Authors argue about the importance of communication with the data contributors around risks, benefits, and *alternatives*. Our study strengthens these perspectives and provides empirical findings that blind people shape their decisions when presented with alternatives or the ‘opportunity to choose’ [94]. We recommend establishing and communicating the alternatives with potential data contributors; these are currently lacking in the AI research space [36].

7.2 Implications for Data Sharing Platforms

Insights from our study show us different expectations and needs among blind people for accessing their study data. For some participants, a platform like AccessShare was considered a complementary tool for their decision making, such as for communicating with the researcher to address any concerning elements and make granular decisions. Meanwhile, for one participant (P4) the complementary nature extended to making shared decisions with a family member. In this case, communication with the researcher was not deemed critical. As such, we see metrics on ‘independence’ and ‘interdependence’ [82] affecting the effectiveness of a technology intervention for accessible data access and inspection. Below, we discuss design considerations informed from our findings.

Negotiating independence and support. Participants sought a delicate balance between self-reliance and seeking sighted help. They expressed concerns about relying on available and trusted sighted help beyond the data stewards when discussing the need for assistance with study data or a potential AccessShare feature for connecting with other sighted help. This indicates that narrowing the communication platform between data contributors and data stewards as part of data access and sharing could be helpful. As suggested by a participant in our study (P8), it could incorporate

a commenting feature for each photo to address any uncertainties or concerns. We already see some communication components being integrated into the work of Theodorou *et al.* [92], though the communication is initiated by the researcher *i.e.* notify blind users of data validation results. Having a dedicated person for data collection and management might be critical [54], as Theodorou *et al.* eventually hired a contract researcher dedicated to the task [92]. We would expect a similar challenge for addressing real-time feedback for this communication feature imagined by P8. In the long run, this might not be practical. While data-related clarification and communication could be complemented by AI-supported chat functionalities [7, 100], the error-prone nature of this technology imposes its own limitations and risks.

Enhancing data descriptors and inspection methods. Probing with AccessShare was effective for ideating future data descriptors and inspection with blind participants. Some participants suggested integrating other AI-infused capabilities such as alt-text captioning [39, 99] or text recognition [28, 78]. These improvements could serve not only to enhance the photo descriptions but also to support their need to inspect for potential concerns. For instance, users can search the collection of photos based on text found on clothing (inspired by P3’s feedback) or correct image classification errors by identifying any text on the object (inspired by P7’s feedback). We also received suggestions for image descriptors to include contextual details about the background or the objects in the photos. Generative AI may seem like the obvious solution here for more comprehensive and nuanced descriptions (*e.g.* [89]). Yet, it is a bit of a chicken and egg problem: *blind people relying on AI to inspect their photos to help close the AI performance gap on photos taken by blind people*. Recent work by Massicetiet *et al.* [72] shows that few-shot learning with a small number of photos can mitigate some of the quality-of-service disparities in current models but has not been yet examined for this scenario. Another design consideration is the need for verbosity controls. Participants recommended checkboxes and settings or hierarchical approaches for obtaining detailed descriptions. We see this as even more critical in the context of generative AI, where descriptions tend to be long and verbose, thus, impractical for a large number of photos.

Considering multiuser data access. As P4 indicated their joint decision-making approach with a sighted family member using AccessShare, we highlight considerations for including bystanders in the discussions regarding shared data access. This includes acknowledging the negotiation process in interactions between blind and sighted users, where blind users grant data access and control to sighted users in exchange for their time and insights. Conflicts of interest may also arise between them [67]. Considering these tensions, perhaps we ought to revisit the concept of consent as a shared multi-user decision. This has been widely discussed within accessibility (*e.g.*, in the context of blind people using camera-based assistive applications [1, 4]) and beyond [70, 79]; however, Akter *et al.* has called for more exploration to understand how to involve both blind users and bystanders in the decision-making process [4]. One component is addressing power dynamics that are increasingly concerning for technology-enabled abuse in co-occupant relationships [34]. In our study, P5 specifically articulated potential misuse when granting different users access to inspect data: *“Hopefully, the person who is reading it [inspecting the data] is not the type of person*

that will take advantage of that. Knowing that, oh, there's sensitive data in here. And then people are nosy." Thus, when exploring multiuser data access, power and control would need to be considered carefully to design varying levels of agency among users.

7.3 Limitations and Future Challenges

We presented a real-world data stewarding scenario designed to foster the involvement of blind participants in discussions around consent, data inspection, and control. Yet, there are limitations to the approach. Our observations come from a small **sample**, even though $N = 10$ meets the local standards for sample size in HCI [20]. While the sample is diverse in terms of age and balanced between women and men, it tends to have higher education backgrounds. Our study was remote, yet participants were recruited from a relatively small area in the US near the authors' institution. Some participants were recruited from our lab's mailing list, potentially familiar with the research team and with the concept of consent. Thus, caution is needed when generalizing the consent choices and preferences discussed in this paper to the broader blind community or new groups, as various factors, including trust and mutual respect [50], may impact them.

Our approach could be replicated by researchers who are interested in gaining insights from the blind community in a different data collection context or studying approaches for involving another community of interest in data stewardship. To support such endeavors, we have shared the questionnaire used in our co-design study¹. Yet, we see how our method in its current form is limited as a practical tool for data stewards interested in obtaining informed consents from blind participants in their data collection. The process was **lengthy**, and scheduling multiple individual meetings with participants could be **prohibitive**, especially with the larger sample size. Based on the findings from our study, data stewards could choose to obtain consent via written or verbal means during (i) the interview, (ii) the co-design, (iii) or between the two sessions. However, when interpreting our findings, we would caution the possibility of an **order effect** on these options presented to participants for consent. While we observed their choices, it does not mean we identified the optimal option. It is most likely a combination that requires further exploration.

One challenge we foresee from the absence of follow-ups, relates to the **control of participants' study data over time**. We did not receive any responses from the participants after the study to revoke their consent. Although implementing mechanisms for ongoing reassessment and consent could be important, there are practical challenges in answering: *Who tracks consent over time? Does consent ever expire?* These anticipated questions across a dataset life cycle are worth considering [81], as failure to address them can lead to adverse impacts [68]. What's more challenging with consent in long-term engagement would be to rethink the way we approach research. For example, we would question our interactions with the research ethics committee when integrating dynamic consent practices—which involve, *"bidirectional, continuous, and interactive communication between researchers and participants"* [64]. Open-endedness could complicate the process and challenge researchers to constantly adjust consent protocols to different circumstances.

¹Available at https://go.umd.edu/accessshare_questionnaire

Last, we want to highlight observations and findings that were potentially influenced by our study and probe design. The first relates to PII in the photos taken by our participants using the smartglasses. We believe that **our Zoom setup during the data collection inflated the cases of "object [photo of face]"** Profile pictures or videos, primarily of the experimenters but occasionally of the participants, were displayed on the laptop screen. Although unintended, it surfaced a common privacy issue when creating datasets containing image data sourced from blind people [37].

The second observation concerns the data descriptors in the AccessShare probe, initially designed to support blind users in machine teaching [46]. Repurposing them for data sharing **mised many participants to see AccessShare as a reflection tool to improve the smartglasses application**, thinking that removing 'bad quality' data (e.g., photos with cropped objects) from AccessShare could help. In hindsight, this is not a surprise. Participants perceived the original intent behind the descriptors. But this also surfaced an interesting design perspective: a dual-purpose system for data inspection and sharing, one that is bidirectional, enabling iterative training contributions [95]. The challenge lies in balancing fewer quality issue photos for training versus more real-world quality issue photos for sharing. This involves addressing the value gaps between data stewards and data contributors, with many blind participants showing hesitancy to share 'bad' photos, described as *"tainted"* (P1). Co-developing these approaches and resources with blind people can be crucial.

8 CONCLUSION

In this paper, we illustrated the active participation of 10 blind participants in our real-world data stewarding process, from collection to sharing of their study data. Within this process, we engineered a design probe, a novel data access interface called AccessShare, to examine their interactions with the data as they shaped their consent and to co-design accessible data sharing systems. A key aspect of our findings highlighted the impact of an interactive consent approach, which was further supported by the complementary nature of AccessShare in facilitating communication between data stewards and blind data contributors. Additionally, our study revealed design opportunities for data inspection and control functionalities. Yet, the participants' contrasting viewpoints on independence and interdependence in decision making raised nuanced considerations for designing multiuser data access to account for varying levels of agency among users. While the scope of this paper is to explore informed data sharing consents and meaningful data control mechanisms with blind people, our future work will be to make the dataset available to the broader research community. Moving forward, we plan to apply the insights gained from the study (including our analysis from PII annotations) and integrate participant consent and feedback into our data sharing practices.

ACKNOWLEDGMENTS

We thank the blind participants in our study as well as the anonymous reviewers for their comments that further strengthened this paper. Special thanks to Jessica Vitak for her feedback on our preliminary analysis, and the research advisory council from The National

Federation of the Blind for their assistance with participant recruitment. This work is supported by National Institute on Disability, Independent Living, and Rehabilitation Research (NIDILRR), ACL, HHS (grant #90REGE0008). Hernisa Kacorri was additionally supported from NIDILRR grant #90REGE0024.

REFERENCES

- [1] Tousif Ahmed, Apu Kapadia, Venkatesh Potluri, and Manohar Swaminathan. 2018. Up to a Limit? Privacy Concerns of Bystanders and Their Willingness to Share Additional Information with Visually Impaired Users of Assistive Technologies. *Proc. ACM Interact. Mob. Wearable Ubiquitous Technol.* 2, 3, Article 89 (sep 2018), 27 pages. <https://doi.org/10.1145/3264899>
- [2] Oepn AI. 2023. How your data is used to improve model performance. <https://help.openai.com/en/articles/5722486-how-your-data-is-used-to-improve-model-performance> Accessed on 07.19.2023.
- [3] AI Verify Foundation (AIVF) and Infocomm Media Development Authority (IMDA). 2024. Model AI Governance Framework for Generative AI: Fostering a Trusted Ecosystem. (2024). <https://aiverifyfoundation.sg/resources/mgf-gen-ai> Accessed on 07.23.2024.
- [4] Taslima Akter, Tousif Ahmed, Apu Kapadia, and Manohar Swaminathan. 2022. Shared Privacy Concerns of the Visually Impaired and Sighted Bystanders with Camera-Based Assistive Technologies. *ACM Trans. Access. Comput.* 15, 2, Article 11 (may 2022), 33 pages. <https://doi.org/10.1145/3506857>
- [5] Taslima Akter, Bryan Dosono, Tousif Ahmed, Apu Kapadia, and Bryan Semaan. 2020. "I am uncomfortable sharing what I can't see": Privacy Concerns of the Visually Impaired with Camera Based Assistive Applications. In *29th USENIX Security Symposium (USENIX Security 20)*. 1929–1948.
- [6] Fatemeh Alizadeh, Timo Jakobi, Jens Boldt, and Gunnar Stevens. 2019. GDPR-Reality Check on the Right to Access Data: Claiming and Investigating Personally Identifiable Data from Companies. In *Proceedings of Mensch Und Computer 2019 (MuC '19)*. Association for Computing Machinery, New York, NY, USA, 811–814. <https://doi.org/10.1145/3340764.3344913>
- [7] Jemima Winifred Allen, Brian D Earp, Julian Koplin, and Dominic Wilkinson. 2024. Consent-GPT: is it ethical to delegate procedural consent to conversational AI? *Journal of Medical Ethics* 50, 2 (2024), 77–83.
- [8] W Anderson. 2011. 2007 National Statement on Ethical Conduct in Human Research. *Internal medicine journal* 41, 7 (2011).
- [9] Samyadeep Basu, Keivan Rezaei, Priyatham Kattakinda, Ryan Rossi, Cherry Zhao, Vlad Morariu, Varun Manjunatha, and Soheil Feizi. 2024. On Mechanistic Knowledge Localization in Text-to-Image Generative Models. [arXiv:2405.01008 \[cs.CV\]](https://arxiv.org/abs/2405.01008) <https://arxiv.org/abs/2405.01008>
- [10] Matthew Bietz, Kevin Patrick, and Cinnamon Bloss. 2019. Data donation as a model for citizen science health research. *Citizen Science: Theory and Practice* 4, 1 (2019).
- [11] Jeffrey P. Bigham, Chandrika Jayant, Hanjie Ji, Greg Little, Andrew Miller, Robert C. Miller, Robin Miller, Aubrey Tatarowicz, Brandyn White, Samuel White, and Tom Yeh. 2010. VizWiz: Nearly Real-Time Answers to Visual Questions. In *Proceedings of the 23rd Annual ACM Symposium on User Interface Software and Technology (UIST '10)*. Association for Computing Machinery, New York, NY, USA, 333–342. <https://doi.org/10.1145/1866029.1866080>
- [12] UK Biobank. 2022. *Explore your participation*. <https://www.ukbiobank.ac.uk/explore-your-participation>
- [13] Abeba Birhane, William Isaac, Vinodkumar Prabhakaran, Mark Diaz, Madeleine Clare Elish, Iason Gabriel, and Shakir Mohamed. 2022. Power to the people? Opportunities and challenges for participatory AI. In *Proceedings of the 2nd ACM Conference on Equity and Access in Algorithms, Mechanisms, and Optimization*. 1–8.
- [14] Alex Bowyer, Jack Holt, Josephine Go Jefferies, Rob Wilson, David Kirk, and Jan David Smeddinck. 2022. Human-GDP Interaction: Practical Experiences of Accessing Personal Data. In *Proceedings of the 2022 CHI Conference on Human Factors in Computing Systems (CHI '22)*. Association for Computing Machinery, New York, NY, USA, Article 106, 19 pages. <https://doi.org/10.1145/3491102.3501947>
- [15] Danielle Bragg, Oscar Koller, Mary Bellard, Larwan Berke, Patrick Boudreault, Annelies Braffort, Naomi Caselli, Matt Huenerfauth, Hernisa Kacorri, Tessa Verhoef, Christian Vogler, and Meredith Ringel Morris. 2019. Sign Language Recognition, Generation, and Translation: An Interdisciplinary Perspective. In *The 21st International ACM SIGACCESS Conference on Computers and Accessibility (ASSETS '19)*. Association for Computing Machinery, New York, NY, USA, 16–31. <https://doi.org/10.1145/3308561.3353774>
- [16] Virginia Braun and Victoria Clarke. 2006. Using thematic analysis in psychology. *Qualitative research in psychology* 3, 2 (2006), 77–101.
- [17] Virginia Braun and Victoria Clarke. 2021. One size fits all? What counts as quality practice in (reflexive) thematic analysis? *Qualitative research in psychology* 18, 3 (2021), 328–352.
- [18] Tom Brown, Benjamin Mann, Nick Ryder, Melanie Subbiah, Jared D Kaplan, Prafulla Dhariwal, Arvind Neelakantan, Pranav Shyam, Girish Sastry, Amanda Askell, et al. 2020. Language models are few-shot learners. *Advances in neural information processing systems* 33 (2020), 1877–1901.
- [19] Matt Burgess. 2023. How To Delete Your Data From ChatGPT. <https://wired.com/story/how-to-delete-your-data-from-chatgpt/> Accessed on 04.06.2024.
- [20] Kelly Caine. 2016. Local Standards for Sample Size at CHI. In *Proceedings of the 2016 CHI Conference on Human Factors in Computing Systems* (San Jose, California, USA) (CHI '16). Association for Computing Machinery, New York, NY, USA, 981–992. <https://doi.org/10.1145/2858036.2858498>
- [21] Igor Calzada. 2020. Platform and data co-operatives amidst European pandemic citizenship. *Sustainability* 12, 20 (2020), 8309.
- [22] Igor Calzada. 2021. Data co-operatives through data sovereignty. *Smart Cities* 4, 3 (2021), 1158–1172.
- [23] Yang Trista Cao, Kyle Seelman, Kyungjun Lee, and Hal Daumé III. 2022. What's Different between Visual Question Answering for Machine" Understanding" Versus for Accessibility? *arXiv preprint arXiv:2210.14966* (2022).
- [24] Data Collaboratives. 2022. Salus Coop. <https://datacollaboratives.org/cases/salus-coop.html> Accessed on 04.07.2024.
- [25] Driver's Seat Cooperative. 2022. <https://driversseat.co/>
- [26] Paul De Hert and Serge Gutwirth. 2006. Privacy, data protection and law enforcement. Opacity of the individual and transparency of power. *Privacy and the criminal law* (2006), 61–104.
- [27] Sylvie Delacroix and Neil D Lawrence. 2019. Bottom-up data trusts: Disturbing the 'one size fits all' approach to data governance. *International data privacy law* 9, 4 (2019), 236–252.
- [28] Samruddhi Deshpande and Revati Shriram. 2016. Real time text detection and recognition on hand held objects to assist blind people. In *2016 International Conference on Automatic Control and Dynamic Optimization Techniques (ICADOT)*. IEEE, 1020–1024.
- [29] Abhishek Dutta and Andrew Zisserman. 2019. The VIA Annotation Software for Images, Audio and Video. In *Proceedings of the 27th ACM International Conference on Multimedia (Nice, France) (MM '19)*. ACM, New York, NY, USA, 4. <https://doi.org/10.1145/3343031.3350535>
- [30] Arunkumar Krishnakumar Emi Lacapra and Guneet Kaur. 2023. Data protection in AI chatting: Does ChatGPT comply with GDPR standards? <https://cointelegraph.com/learn/data-protection-in-ai-chatting-does-chatgpt-comply-with-gdpr-standards> Accessed on 07.19.2023.
- [31] Yuanyuan Feng, Yaxing Yao, and Norman Sadeh. 2021. A Design Space for Privacy Choices: Towards Meaningful Privacy Control in the Internet of Things. In *Proceedings of the 2021 CHI Conference on Human Factors in Computing Systems (CHI '21)*. Association for Computing Machinery, New York, NY, USA, Article 64, 16 pages. <https://doi.org/10.1145/3411764.3445148>
- [32] Bhanuka Gamage, Thanh-Toan Do, Nicholas Seow Chiang Price, Arthur Lowery, and Kim Marriott. 2023. What do Blind and Low-Vision People Really Want from Assistive Smart Devices? Comparison of the Literature with a Focus Study. In *Proceedings of the 25th International ACM SIGACCESS Conference on Computers and Accessibility (ASSETS '23)*. Association for Computing Machinery, New York, NY, USA, Article 30, 21 pages. <https://doi.org/10.1145/3597638.3608955>
- [33] Bill Gaver, Tony Dunne, and Elena Pacenti. 1999. Design: Cultural Probes. *Interactions* 6, 1 (jan 1999), 21–29. <https://doi.org/10.1145/291224.291235>
- [34] Christine Geeng and Franziska Roesner. 2019. Who's In Control? Interactions In Multi-User Smart Homes. In *Proceedings of the 2019 CHI Conference on Human Factors in Computing Systems (CHI '19)*. Association for Computing Machinery, New York, NY, USA, 1–13. <https://doi.org/10.1145/3290605.3300498>
- [35] Colin M. Gray, Cristiana Santos, Natalia Bielova, Michael Toth, and Damian Clifford. 2021. Dark Patterns and the Legal Requirements of Consent Banners: An Interaction Criticism Perspective. In *Proceedings of the 2021 CHI Conference on Human Factors in Computing Systems (CHI '21)*. Association for Computing Machinery, New York, NY, USA, Article 172, 18 pages. <https://doi.org/10.1145/3411764.3445779>
- [36] Kristen K Greene, Mary F Theofanos, Craig Watson, Anne Andrews, and Eyeisha Barron. 2024. Avoiding Past Mistakes in Unethical Human Subjects Research: Moving From Artificial Intelligence Principles to Practice. *Computer* 57, 2 (2024), 53–63.
- [37] Danna Gurari, Qing Li, Chi Lin, Yanan Zhao, Anhong Guo, Abigale Stangl, and Jeffrey P Bigham. 2019. Vizwiz-priv: A dataset for recognizing the presence and purpose of private visual information in images taken by blind people. In *Proceedings of the IEEE/CVF Conference on Computer Vision and Pattern Recognition*. 939–948.
- [38] Danna Gurari, Qing Li, Abigale J. Stangl, Anhong Guo, Chi Lin, Kristen Grauman, Jiebo Luo, and Jeffrey P. Bigham. 2018. VizWiz Grand Challenge: Answering Visual Questions from Blind People. *2018 IEEE/CVF Conference on Computer Vision and Pattern Recognition* (Jun 2018). <https://doi.org/10.1109/cvpr.2018.00380>
- [39] Danna Gurari, Yanan Zhao, Meng Zhang, and Nilavra Bhattacharya. 2020. Captioning images taken by people who are blind. In *Computer Vision—ECCV 2020: 16th European Conference, Glasgow, UK, August 23–28, 2020, Proceedings, Part*

- XVII 16. Springer, 417–434.
- [40] Philipp Hacker, Andreas Engel, and Marco Mauer. 2023. Regulating ChatGPT and Other Large Generative AI Models (FAccT '23). Association for Computing Machinery, New York, NY, USA, 1112–1123. <https://doi.org/10.1145/3593013.3594067>
 - [41] Ernst Hafen. 2019. *Personal Data Cooperatives – A New Data Governance Framework for Data Donations and Precision Health*. Springer International Publishing, Cham, 141–149. https://doi.org/10.1007/978-3-030-04363-6_9
 - [42] Feodora Hamza. 2023. ChatGPT and GDPR: Balancing AI innovation with data protection. <https://dig.watch/updates/chatgpt-and-gdpr-balancing-ai-innovation-with-data-protection> Accessed on 07.26.2023.
 - [43] Swiss Healthbank. 2023. Take Control of your Health. <https://www.healthbank.coop/>
 - [44] Mikel Hernandez, Evdokimos Konstantinidis, Gorka Epelde, Francisco Londoño, Despoina Petsani, Michalis Timoleon, Vasiliki Fiska, Lampros Mpaltadoros, Christoniki Maga-Nteve, Ilias Machairas, et al. 2024. A Secure Data Publishing and Access Service for Sensitive Data from Living Labs: Enabling Collaboration with External Researchers via Shareable Data. *Big Data and Cognitive Computing* 8, 6 (2024), 55.
 - [45] Milton Heumann, Lance Cassak, Esther Kang, and Thomas Twitchell. 2016. Privacy and Surveillance: Public Attitudes on Cameras on the Street, in the Home, and in the Workplace. *Rutgers JL & Pub. Pol'y* 14 (2016), 37.
 - [46] Jonggi Hong, Jaina Gandhi, Ernest Essuah Mensah, Farnaz Zamiri Zeraati, Ebrima Jarjue, Kyungjun Lee, and Hernisa Kacorri. 2022. Blind Users Accessing Their Training Images in Teachable Object Recognizers. In *Proceedings of the 24th International ACM SIGACCESS Conference on Computers and Accessibility (ASSETS '22)*. Association for Computing Machinery, New York, NY, USA, Article 14, 18 pages. <https://doi.org/10.1145/3517428.3544824>
 - [47] Jonggi Hong, Kyungjun Lee, June Xu, and Hernisa Kacorri. 2020. Crowdsourcing the Perception of Machine Teaching. In *Proceedings of the 2020 CHI Conference on Human Factors in Computing Systems (CHI '20)*. Association for Computing Machinery, New York, NY, USA, 1–14. <https://doi.org/10.1145/3313831.3376428>
 - [48] Clive Humby. 2006. Data is the new oil. *ANA Sr. Marketer's Summit*. Evanston, IL, USA (2006).
 - [49] Jane Im, Ruiyi Wang, Weikun Lyu, Nick Cook, Hana Habib, Lorrie Faith Cranor, Nikola Banovic, and Florian Schaub. 2023. Less is Not More: Improving Findability and Actionability of Privacy Controls for Online Behavioral Advertising. In *Proceedings of the 2023 CHI Conference on Human Factors in Computing Systems (CHI '23)*. Association for Computing Machinery, New York, NY, USA, Article 661, 33 pages. <https://doi.org/10.1145/3544548.3580773>
 - [50] Participants in the Community Engagement and Consent Workshop, Kilifi, Kenya, March 2011. 2013. Consent and community engagement in diverse research contexts: reviewing and developing research and practice. *Journal of Empirical Research on Human Research Ethics* 8, 4 (2013), 1–18.
 - [51] Ada Lovelace Institute. 2021. The Data Divide: Public Attitudes to Tackling Social and Health Inequalities in the COVID-19 Pandemic and Beyond. (2021). <https://www.adalovelaceinstitute.org/report/the-data-divide/> Accessed on 04.07.2024.
 - [52] Ada Lovelace Institute. 2021. Exploring legal mechanisms for data stewardship. (2021). <https://www.adalovelaceinstitute.org/report/legal-mechanisms-data-stewardship/> Accessed on 04.07.2024.
 - [53] Ada Lovelace Institute. 2021. Participatory data stewardship: A framework for involving people in the use of data. (2021). <https://www.adalovelaceinstitute.org/report/participatory-data-stewardship/>
 - [54] Eun Seo Jo and Timnit Gebru. 2020. Lessons from Archives: Strategies for Collecting Sociocultural Data in Machine Learning. In *Proceedings of the 2020 Conference on Fairness, Accountability, and Transparency (FAT* '20)*. Association for Computing Machinery, New York, NY, USA, 306–316. <https://doi.org/10.1145/3351095.3372829>
 - [55] Ju Yeon Jung, Tom Steinberger, Junbeom Kim, and Mark S. Ackerman. 2022. "So What? What's That to Do With Me?" Expectations of People With Visual Impairments for Image Descriptions in Their Personal Photo Activities. In *Proceedings of the 2022 ACM Designing Interactive Systems Conference (DIS '22)*. Association for Computing Machinery, New York, NY, USA, 1893–1906. <https://doi.org/10.1145/3532106.3533522>
 - [56] Hernisa Kacorri. 2017. Teachable Machines for Accessibility. *SIGACCESS Access. Comput.* 119, 10–18. <https://doi.org/10.1145/3167902.3167904>
 - [57] Hernisa Kacorri, Kris M. Kitani, Jeffrey P. Bigham, and Chieko Asakawa. 2017. People with Visual Impairment Training Personal Object Recognizers: Feasibility and Challenges. In *Proceedings of the 2017 CHI Conference on Human Factors in Computing Systems (CHI '17)*. Association for Computing Machinery, New York, NY, USA, 5839–5849. <https://doi.org/10.1145/3025453.3025899>
 - [58] Rie Kamikubo, Utkarsh Dwivedi, and Hernisa Kacorri. 2021. Sharing Practices for Datasets Related to Accessibility and Aging. In *The 23rd International ACM SIGACCESS Conference on Computers and Accessibility (ASSETS '21)*. Association for Computing Machinery, New York, NY, USA, Article 28, 16 pages. <https://doi.org/10.1145/3441852.3471208>
 - [59] Rie Kamikubo, Kyungjun Lee, and Hernisa Kacorri. 2023. Contributing to Accessibility Datasets: Reflections on Sharing Study Data by Blind People. In *Proceedings of the 2023 CHI Conference on Human Factors in Computing Systems (CHI '23)*. Association for Computing Machinery, New York, NY, USA, Article 827, 18 pages. <https://doi.org/10.1145/3544548.3581337>
 - [60] Astha Kapoor and Richard S Whitt. 2021. Nudging towards data equity: The role of stewardship and fiduciaries in the digital economy. *Available at SSRN* <http://dx.doi.org/10.2139/ssrn.3791845> (2021).
 - [61] Sage Kelly, Sherrie-Anne Kaye, Katherine M White, and Oscar Oviedo-Trespalacios. 2023. Clearing the way for participatory data stewardship in artificial intelligence development: a mixed methods approach. *Ergonomics* 66, 11 (2023), 1782–1799.
 - [62] Sunder Ali Khowaja, Parus Khuwaja, and Kapal Dev. 2023. ChatGPT Needs SPADE (Sustainability, PrivAcy, Digital divide, and Ethics) Evaluation: A Review. *arXiv preprint arXiv:2305.03123* (2023).
 - [63] Paula Kim and Erin L Milliken. 2019. Minority participation in biobanks: An essential key to progress. *Biobanking: Methods and protocols* (2019), 43–50.
 - [64] Hyunsoo Lee and Uichin Lee. 2022. Toward dynamic consent for privacy-aware pervasive health and well-being: A scoping review and research directions. *IEEE Pervasive Computing* 21, 4 (2022), 25–32.
 - [65] Kyungjun Lee, Jonggi Hong, Simone Pimento, Ebrima Jarjue, and Hernisa Kacorri. 2019. Revisiting blind photography in the context of teachable object recognizers. In *The 21st International ACM SIGACCESS Conference on Computers and Accessibility*. 83–95.
 - [66] Kyungjun Lee and Hernisa Kacorri. 2019. Hands Holding Clues for Object Recognition in Teachable Machines. In *Proceedings of the 2019 CHI Conference on Human Factors in Computing Systems* (Glasgow, Scotland UK) (CHI '19). Association for Computing Machinery, New York, NY, USA, 1–12. <https://doi.org/10.1145/3290605.3300566>
 - [67] Kyungjun Lee, Daisuke Sato, Saki Asakawa, Hernisa Kacorri, and Chieko Asakawa. 2020. *Pedestrian Detection with Wearable Cameras for the Blind: A Two-Way Perspective*. Association for Computing Machinery, New York, NY, USA, 1–12. <https://doi.org/10.1145/3313831.3376398>
 - [68] Shayne Longpre, Robert Mahari, Ariel Lee, Campbell Lund, Hamidah Oderinwale, William Brannon, Nayan Saxena, Naana Obeng-Marnu, Tobin South, Cole Hunter, Kevin Klyman, Christopher Klamm, Hailey Schoelkopf, Nikhil Singh, Manuel Cherep, Ahmad Anis, An Dinh, Caroline Chitongo, Da Yin, Damien Sileo, Deividas Mataciunas, Diganta Misra, Emad Alghamdi, Enrico Shippole, Janguo Zhang, Joanna Materzynska, Kun Qian, Kush Tiwary, Lester Miranda, Manan Dey, Minnie Liang, Mohammed Hamdy, Niklas Muennighoff, Seonghyeon Ye, Seungone Kim, Shrestha Mohanty, Vipul Gupta, Vivek Sharma, Vu Minh Chien, Xuhui Zhou, Yizhi Li, Caiming Xiong, Luis Villa, Stella Biderman, Hanlin Li, Daphne Ippolito, Sara Hooker, Jad Kabbara, and Sandy Pentland. 2024. Consent in Crisis: The Rapid Decline of the AI Data Commons. *arXiv:2407.14933 [cs.CL]* <https://arxiv.org/abs/2407.14933>
 - [69] Haley MacLeod, Cynthia L Bennett, Meredith Ringel Morris, and Edward Cutrell. 2017. Understanding blind people's experiences with computer-generated captions of social media images. In *proceedings of the 2017 CHI conference on human factors in computing systems*. 5988–5999.
 - [70] Afra Mashhadi, Fahim Kawsar, and Utku Günay Acer. 2014. Human data interaction in IoT: The ownership aspect. In *2014 IEEE world forum on Internet of Things (WF-IoT)*. IEEE, 159–162.
 - [71] Daniela Massiceti, Camilla Longden, Agnieszka Slowik, Samuel Wills, Martin Grayson, and Cecily Morrison. 2023. Explaining CLIP's performance disparities on data from blind/low vision users. *arXiv preprint arXiv:2311.17315* (2023).
 - [72] Daniela Massiceti, Luisa Zintgraf, John Bronskill, Lida Theodorou, Matthew Tobias Harris, Edward Cutrell, Cecily Morrison, Katja Hofmann, and Simone Stumpf. 2021. Orbit: A real-world few-shot dataset for teachable object recognition. In *Proceedings of the IEEE/CVF International Conference on Computer Vision*. 10818–10828.
 - [73] Mary L McHugh. 2012. Interrater reliability: the kappa statistic. *Biochemia medica* 22, 3 (2012), 276–282.
 - [74] Meredith Ringel Morris. 2020. AI and Accessibility. *Commun. ACM* 63, 6, 35–37. <https://doi.org/10.1145/3356727>
 - [75] Cecily Morrison, Martin Grayson, Rita Faia Marques, Daniela Massiceti, Camilla Longden, Linda Wen, and Edward Cutrell. 2023. Understanding Personalized Accessibility through Teachable AI: Designing and Evaluating Find My Things for People who are Blind or Low Vision. In *Proceedings of the 25th International ACM SIGACCESS Conference on Computers and Accessibility (ASSETS '23)*. Association for Computing Machinery, New York, NY, USA, Article 31, 12 pages. <https://doi.org/10.1145/3597638.3608395>
 - [76] Jessica Mozersky, Meredith Parsons, Heidi Walsh, Kari Baldwin, Tristan McIntosh, and James M DuBois. 2020. Research participant views regarding qualitative data sharing. *Ethics & human research* 42, 2 (2020), 13–27.
 - [77] Vijaytha Muralidharan, Alyssa Burgart, Roxana Daneshjou, and Sherri Rose. 2023. Recommendations for the use of pediatric data in artificial intelligence and machine learning ACCEP-AI. *NPJ Digital Medicine* 6, 1 (2023), 166.
 - [78] Leo Neat, Ren Peng, Siyang Qin, and Roberto Manduchi. 2019. Scene text access: a comparison of mobile OCR modalities for blind users. In *Proceedings of the 24th International Conference on Intelligent User Interfaces (IUI '19)*. Association

- for Computing Machinery, New York, NY, USA, 197–207. <https://doi.org/10.1145/3301275.3302271>
- [79] Joseph O'Hagan, Pejman Saeghe, Jan Gugenheimer, Daniel Medeiros, Karola Marky, Mohamed Khamis, and Mark McGill. 2023. Privacy-Enhancing Technology and Everyday Augmented Reality: Understanding Bystanders' Varying Needs for Awareness and Consent. *Proc. ACM Interact. Mob. Wearable Ubiquitous Technol.* 6, 4, Article 177 (Jan 2023), 35 pages. <https://doi.org/10.1145/3569501>
- [80] Joon Sung Park, Danielle Bragg, Ece Kamar, and Meredith Ringel Morris. 2021. Designing an Online Infrastructure for Collecting AI Data From People With Disabilities. In *Proceedings of the 2021 ACM Conference on Fairness, Accountability, and Transparency (FAccT '21)*. Association for Computing Machinery, New York, NY, USA, 52–63. <https://doi.org/10.1145/3442188.3445870>
- [81] Mahima Pushkarna, Andrew Zaldivar, and Oddur Kjartansson. 2022. Data Cards: Purposeful and Transparent Dataset Documentation for Responsible AI. In *Proceedings of the 2022 ACM Conference on Fairness, Accountability, and Transparency (FAccT '22)*. Association for Computing Machinery, New York, NY, USA, 1776–1826. <https://doi.org/10.1145/3531146.3533231>
- [82] Solveig Magnus Reindal. 1999. Independence, dependence, interdependence: Some reflections on the subject and personal autonomy. *Disability & Society* 14, 3 (1999), 353–367.
- [83] Armin Ronacher. 2008. Jinja2 documentation. *Welcome to Jinja2—Jinja2 Documentation (2.8-dev)* (2008).
- [84] Glorin Sebastian. 2023. Privacy and Data Protection in ChatGPT and Other AI Chatbots: Strategies for Securing User Information. *Available at SSRN 4454761* (2023).
- [85] Elizabeth Seger, Aviv Ovadya, Divya Siddarth, Ben Garfinkel, and Allan Dafoe. 2023. Democratising AI: Multiple Meanings, Goals, and Methods. In *Proceedings of the 2023 AAAI/ACM Conference on AI, Ethics, and Society (AI/ES '23)*. Association for Computing Machinery, New York, NY, USA, 715–722. <https://doi.org/10.1145/3600211.3604693>
- [86] Tanusree Sharma, Abigale Stangl, Lotus Zhang, Yu-Yun Tseng, Inan Xu, Leah Findlater, Danna Gurari, and Yang Wang. 2023. Disability-First Design and Creation of A Dataset Showing Private Visual Information Collected With People Who Are Blind. In *Proceedings of the 2023 CHI Conference on Human Factors in Computing Systems (Hamburg, Germany) (CHI '23)*. Association for Computing Machinery, New York, NY, USA, Article 51, 15 pages. <https://doi.org/10.1145/3544548.3580922>
- [87] Rachel N. Simons, Danna Gurari, and Kenneth R. Fleischmann. 2020. "I Hope This Is Helpful": Understanding Crowdworkers' Challenges and Motivations for an Image Description Task. *Proc. ACM Hum.-Comput. Interact.* 4, CSCW2, Article 105 (oct 2020), 26 pages. <https://doi.org/10.1145/3415176>
- [88] Joan Sosa-García and Francesca Odone. 2017. "Hands on" visual recognition for visually impaired users. *ACM Transactions on Accessible Computing (TACCESS)* 10, 3 (2017), 1–30.
- [89] Bharathi Srinivasan, Abhishek Maligehalli Shivalingaiah, Charalampos Grouzakis, Jean-Michel Lourier, and Tanvi Singhal. 2023. Automate caption creation and search for images at enterprise scale using generative AI and Amazon Kendra. <https://aws.amazon.com/blogs/machine-learning/automate-caption-creation-and-search-for-images-at-enterprise-scale-using-generative-ai-and-amazon-kendra/> Accessed on 04.23.2024.
- [90] Abigale Stangl, Emma Sadjo, Pardis Emami-Naeini, Yang Wang, Danna Gurari, and Leah Findlater. 2023. "Dump it, Destroy it, Send it to Data Heaven": Blind People's Expectations for Visual Privacy in Visual Assistance Technologies. In *Proceedings of the 20th International Web for All Conference (W4A '23)*. Association for Computing Machinery, New York, NY, USA, 134–147. <https://doi.org/10.1145/3587281.3587296>
- [91] Julian Tait. 2021. *The Case for Data Cooperatives*. <https://thedataconomylab.com/2021/09/06/the-case-for-data-cooperatives/>
- [92] Lida Theodorou, Daniela Massiceti, Luisa Zintgraf, Simone Stumpf, Cecily Morrison, Edward Cutrell, Matthew Tobias Harris, and Katja Hofmann. 2021. Disability-first Dataset Creation: Lessons from Constructing a Dataset for Teachable Object Recognition with Blind and Low Vision Data Collectors. In *The 23rd International ACM SIGACCESS Conference on Computers and Accessibility*. 1–12.
- [93] European Union. 2023. The Artificial Intelligence Act. <https://artificialintelligenceact.eu/> Accessed on 07.27.2023.
- [94] Tom Walker. 2022. Value of choice. *Journal of Medical Ethics* 48, 1 (2022), 61–64.
- [95] Xuan Wang, Jiawei Liu, Hao Tang, Zhigang Zhu, and William H Seiple. 2023. An AI-enabled Annotation Platform for Storefront Accessibility and Localization. (2023).
- [96] Meredith Whittaker, Meryl Alper, Cynthia L Bennett, Sara Hendren, Liz Kazunas, Mara Mills, Meredith Ringel Morris, Joy Rankin, Emily Rogers, Marcel Salas, et al. 2019. Disability, Bias, and AI. *AI Now Institute, November* (2019).
- [97] Claire Rosslyn Wilson. 2022. Salus.Coop imagines a world where citizens control their health data. <https://atlasofthefuture.org/project/salus-coop/> Accessed on 04.07.2024.
- [98] P.T.J. Wolters. 2018. The control by and rights of the data subject under the GDPR. *Journal of Internet Law* (2018).
- [99] Shaomei Wu, Jeffrey Wieland, Omid Farivar, and Julie Schiller. 2017. Automatic Alt-text: Computer-generated Image Descriptions for Blind Users on a Social Network Service. In *Proceedings of the 2017 ACM Conference on Computer Supported Cooperative Work and Social Computing (CSCW '17)*. Association for Computing Machinery, New York, NY, USA, 1180–1192. <https://doi.org/10.1145/2998181.2998364>
- [100] Ziang Xiao, Tiffany Wenting Li, Karrie Karahalios, and Hari Sundaram. 2023. Inform the Uninformed: Improving Online Informed Consent Reading with an AI-Powered Chatbot. In *Proceedings of the 2023 CHI Conference on Human Factors in Computing Systems (CHI '23)*. Association for Computing Machinery, New York, NY, USA, Article 112, 17 pages. <https://doi.org/10.1145/3544548.3581252>
- [101] Jingyi Xie, Rui Yu, He Zhang, Sooyeon Lee, Syed Masum Billah, and John M. Carroll. 2024. BubbleCam: Engaging Privacy in Remote Sighted Assistance. In *Proceedings of the CHI Conference on Human Factors in Computing Systems (CHI '24)*. Association for Computing Machinery, New York, NY, USA, Article 48, 16 pages. <https://doi.org/10.1145/3613904.3642030>
- [102] Jingying Yang and Tina Park. 2020. Methods for inclusion: Expanding the limits of participatory design in AI. *Partnership on AI* (2020).
- [103] Lotus Zhang, Abigale Stangl, Tanusree Sharma, Yu-Yun Tseng, Inan Xu, Danna Gurari, Yang Wang, and Leah Findlater. 2024. Designing Accessible Obfuscation Support for Blind Individuals' Visual Privacy Management. In *Proceedings of the CHI Conference on Human Factors in Computing Systems (CHI '24)*. Association for Computing Machinery, New York, NY, USA, Article 235, 19 pages. <https://doi.org/10.1145/3613904.3642713>
- [104] Zhuohao Jerry Zhang, Smirity Kaushik, JooYoung Seo, Haolin Yuan, Sauvik Das, Leah Findlater, Danna Gurari, Abigale Stangl, and Yang Wang. 2023. {ImageAlly}: A {Human-AI} Hybrid Approach to Support Blind People in Detecting and Redacting Private Image Content. In *Nineteenth Symposium on Usable Privacy and Security (SOUPS 2023)*. 417–436.
- [105] Yu Zhong, Pierre J. Garrigues, and Jeffrey P. Bigham. 2013. Real Time Object Scanning Using a Mobile Phone and Cloud-Based Visual Search Engine. In *Proceedings of the 15th International ACM SIGACCESS Conference on Computers and Accessibility (ASSETS '13)*. Association for Computing Machinery, New York, NY, USA, Article 20, 8 pages. <https://doi.org/10.1145/2513383.2513443>