

F-KANs: Federated Kolmogorov-Arnold Networks

Engin Zeydan*, Cristian J. Vaca-Rubio*, Luis Blanco*, Roberto Pereira*, Marius Caus*, Abdullah Aydeger†

*Centre Tecnològic de Telecomunicacions de Catalunya (CTTC), Barcelona, Spain, 08860.

† Dept. of Electrical Engineering and Computer Science, Florida Institute of Technology, Melbourne, FL, USA

Email: {ezeydan, cvaca, lblanco, rpereira, mcaus}@cttc.cat, aaydeger@fit.edu.

Abstract—In this paper, we present an innovative federated learning (FL) approach that utilizes Kolmogorov-Arnold Networks (KANs) for classification tasks. By utilizing the adaptive activation capabilities of KANs in a federated framework, we aim to improve classification capabilities while preserving privacy. The study evaluates the performance of federated KANs (F-KANs) compared to traditional Multi-Layer Perceptrons (MLPs) on classification task. The results show that the F-KANs model significantly outperforms the federated MLP model in terms of accuracy, precision, recall, F1 score and stability, and achieves better performance, paving the way for more efficient and privacy-preserving predictive analytics.

Index Terms—federated learning, Kolmogorov-Arnold Networks, classification, artificial intelligence

I. INTRODUCTION

Classification tasks are of central importance for various applications such as medical diagnosis, spam detection and image recognition [1]. Traditional methods often rely on large centralized datasets, which raises concerns about data privacy and potential data breaches. Machine learning models, particularly deep learning architectures, have shown promise when it comes to capturing complicated patterns for classification [2]. However, these models often require large amounts of data, which poses privacy and data security issues. Federated Learning (FL) provides a solution by enabling collaborative model training across multiple decentralized devices while keeping the data localized [3]. In this study, federated KANs (F-KANs) are presented that combine the strengths of FL with the innovative architecture of KANs [4] inspired by the Kolmogorov-Arnold representation theorem. In contrast to conventional neural networks, KANs use spline-based univariate functions as learnable activation functions, which improves their adaptability and interpretability. Previous works on KANs have explored the extension of KANs into convolutional architectures [5], graph-structured data [6], time series prediction [7], [8], vision tasks [9], GNN model leveraging KANs [10]. Despite these advances, the application of KANs in federated learning (referred to as F-KANs) has not yet been explored. This paper investigates the application of F-KANs to classification tasks and compares their performance with standalone KANs and traditional MLPs on a diverse

classification dataset. Table I contains the notation table used throughout the paper.

TABLE I: Notations used throughout the paper.

Notation	Description
(X, y)	Dataset features and labels
(X_{train}, y_{train})	Training set features and labels
(X_{test}, y_{test})	Testing set features and labels
\mathcal{D}_{train}	Training TensorDataset
\mathcal{D}_{test}	Testing TensorDataset
N	Number of clients
$\{\mathcal{D}_{train}^i\}_{i=1}^N$	Partitioned training datasets for each client
θ_G	Global model parameters
$\{\theta_i\}_{i=1}^N$	Client model parameters
\mathcal{L}	Loss
\mathcal{A}	Accuracy
R	Number of federated learning rounds
S	Number of training steps per round
Φ	Matrix comprising univariate functions in a KAN layer
$\varphi_{i,j}(\cdot)$	Univariate function from input i to output j in a KAN layer
n_k	Number of data samples in client k
m_r	Total number of data samples for round r

II. PROBLEM STATEMENT AND FEDERATED KOLMOGOROV-ARNOLD NETWORKS BACKGROUND

We address the problem of classification in a federated learning environment. Specifically, we are concerned with classifying data points based on features that are distributed across multiple clients. Each data point at time t is represented by a feature vector \mathbf{x}_t and the goal is to predict the class label y_t . The Kolmogorov-Arnold representation theorem underlies the architecture of KANs and allows any multivariate continuous function to be represented as a composition of simple univariate functions. This study extends this concept to a federated environment where each client trains a KAN model locally and a central server aggregates the model updates without accessing the raw data, thus preserving privacy.

Federated Kolmogorov-Arnold Networks (F-KANs) extend the concept of Kolmogorov-Arnold Networks (KANs) by leveraging the Kolmogorov-Arnold representation theorem within a federated learning framework. The theorem states that any multivariate continuous function can be represented by a finite composition of univariate functions. This allows F-KANs to replace traditional linear weights with spline-based univariate functions along the edges of the network, structured as learnable activation functions, while enabling decentralized training across multiple clients. An F-KAN layer is defined by a matrix Φ comprising univariate functions $\varphi_{i,j}(\cdot)$ with $i = 1, \dots, N_{in}$ and $j = 1, \dots, N_{out}$, where N_{in} and N_{out} denote the number of inputs and outputs, respectively. These univariate functions are usually approximated with B-splines, which enable smooth and continuous interpolation between

This work was partially funded by “ERDF A way of making Europe” project PID2021-126431OB-I00 and Spanish MINECO - Program UNICO I+D (grants TSI-063000-2021-54 and -55) Grant PID2021-126431OB-I00 funded by MCIN/AEI/ 10.13039/501100011033 and 5G-STARDUST project under Grant Agreement No 101096573.

control points. The architecture of F-KANs includes multiple layers, with each layer transforming the input through spline-based activation functions. This design improves the model’s ability to learn complex patterns with fewer parameters than traditional MLPs. In a federated environment, multiple clients independently train local F-KAN models on their respective datasets. The local models regularly exchange their updates with a central server, which performs federated averaging to update the global model. This iterative process continues until the global model converges. This ensures better performance while maintaining data privacy between clients.

III. PROPOSED METHOD

Fig. 1 illustrates the functionality of F-KANs and the interaction between the global model and several clients. At the beginning, the global KAN model is initialized. Each client has its share of the local data. Each client trains a local KAN model using its local data set and sends the model updates back to the central server. The central server performs federated averaging to aggregate the local updates and update the global model. This process is repeated for a certain number of rounds, continuously improving the global model. Finally, the updated global model is evaluated on a test dataset. Fig. 1 shows these steps with nodes representing the main operations and arrows indicating the flow and iteration of the federated learning process. In summary, F-KANs uses decentralized data to jointly train a robust global model without sharing local data directly. Algorithm 1 provides the pseudo-code of the F-KAN algorithm. The main algorithm comprises loading and preprocessing data, partitioning data for clients, defining and initializing the KAN classifier and calling the federated learning KAN process. The individual function definitions in this algorithm are as follows: *create_dataset* converts a data loader into tensors for training input and labels. *fed_avg* averages the parameters of client models to update the global model. *compute_metrics* computes the average loss, accuracy, precision, recall, and F1 score over a dataset. *federated_learning_KAN* manages the federated learning process by iterating over rounds, training client models, updating the global model, and computing metrics.

IV. NUMERICAL RESULTS

A. Simulation Setup

The experimental setup comprises a federated learning environment with multiple clients (two in our case), each of which has a subset of a different classification dataset (iris dataset in our example¹). The dataset contains features and corresponding labels that come from different sources. The clients train their KAN models locally with the Adam optimizer and a cross-entropy loss function. After local training, the model updates are aggregated by a central server using a federated averaging algorithm. The models are evaluated based on their classification accuracy, precision, recall and F1-score. The code of the F-KAN and MLP is available in

¹Online: <https://archive.ics.uci.edu/dataset/53/iris>, Available: July 2024.

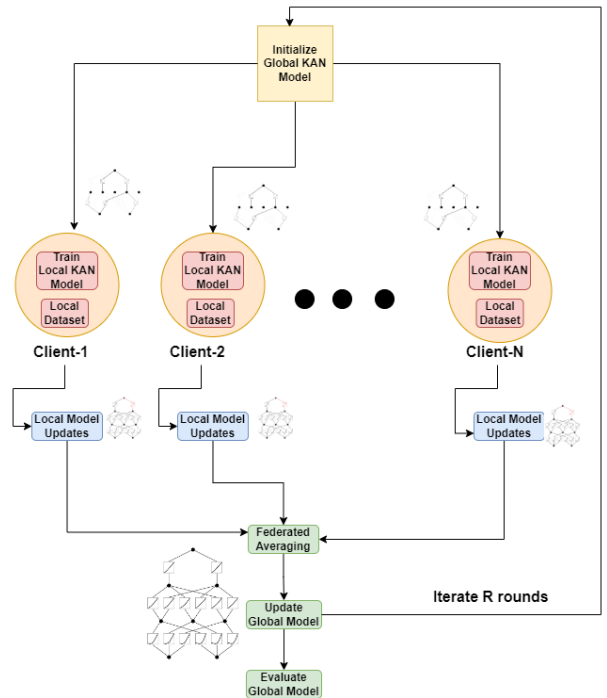


Fig. 1: Federated KAN Methodology

Github². Table II shows the simulation parameters used in our evaluations.

TABLE II: Simulation Parameters

Parameter	Value
General Parameters	
Number of clients (N)	2
Number of rounds (R)	20
Training steps per round (S)	20
Batch size	16
Learning rate	0.001
Weight decay	1×10^{-5}
Dropout probability	0.5
KAN Parameters	
Width of layers	[4, 20, 20, 20]
Grid size	5
Spline order (k)	3
Seed	0
MLP Parameters	
Input size	4
Hidden layer sizes	[20, 20, 20]
Output size	3

B. Evaluation Results

Training and evaluation were conducted for both the KAN and MLP models over 20 rounds of federated learning. In each round, the model is trained on two client datasets and then the performance is evaluated on a test dataset. From the training information in Fig. 2 results in the following comparison between the federated KAN and MLP models. Regarding training and test losses, the F-KAN model shows a rapid decrease in training and test losses, reaching values close to zero in the middle of the training rounds. This indicates efficient learning and excellent generalization abilities. The

²Online: <https://github.com/ezeydan/F-KANs.git>, Available: July 2024.

Algorithm 1 Federated Learning with KAN

Inputs and Outputs

- 1: **Input:** Dataset (X, y) , number of clients N , number of rounds R , steps per round S , KAN model architecture
- 2: **Output:** Trained global model θ_G , training and testing losses \mathcal{L}_{train} , \mathcal{L}_{test} , training and testing accuracies \mathcal{A}_{train} , \mathcal{A}_{test} , training and testing precision \mathcal{P}_{train} , \mathcal{P}_{test} , training and testing recall \mathcal{R}_{train} , \mathcal{R}_{test} , training and testing F1-scores \mathcal{F}_{train} , \mathcal{F}_{test}

Function Definitions

```

3: function create_dataset(data_loader):
4:   Concatenate batches from data_loader into tensors  $\mathbf{X}$ ,  $\mathbf{y}$ 
5:   return {train_input:  $\mathbf{X}$ , train_label:  $\mathbf{y}$ }
6: function fed_avg( $\theta_G, \{\theta_i\}, \{n_i\}$ ):
7:   Initialize  $\theta_G \leftarrow 0$ 
8:    $m_r \leftarrow \sum_{k \in \{1, \dots, N\}} n_k$ 
9:   for each  $\theta_i$  in client models:
10:    for each parameter  $\theta_G^j$  in  $\theta_G$ :
11:       $\theta_G^j \leftarrow \theta_G^j + \frac{n_i}{m_r} \theta_i^j$ 
12:   return  $\theta_G$ 
13: function compute_metrics( $\theta, \mathcal{D}$ ):
14:   Compute  $\mathcal{L}$ ,  $\mathcal{A}$ ,  $\mathcal{P}$ ,  $\mathcal{R}$ , and  $\mathcal{F}$  over  $\mathcal{D}$ 
15:   return  $\mathcal{L}$ ,  $\mathcal{A}$ ,  $\mathcal{P}$ ,  $\mathcal{R}$ ,  $\mathcal{F}$ 
16: function federated_learning_KAN
    ( $\theta_G, \{\mathcal{D}^i\}, \mathcal{D}_{test}, R, S$ ):
17:   Store training and testing metrics:  $\mathcal{L}_{train}, \mathcal{A}_{train}, \mathcal{P}_{train},$ 
     $\mathcal{R}_{train}, \mathcal{F}_{train}, \mathcal{L}_{test}, \mathcal{A}_{test}, \mathcal{P}_{test}, \mathcal{R}_{test}, \mathcal{F}_{test}$ 
18:   for  $r = 1$  to  $R$ :
19:     Create client models  $\{\theta_i\}$  from  $\theta_G$ 
20:     for  $i = 1$  to  $N$ :
21:        $\mathcal{D}_i \leftarrow \text{create\_dataset}(\mathcal{D}^i)$ 
22:       Train  $\theta_i$  on  $\mathcal{D}_i$  for  $S$  steps
23:        $\theta_G \leftarrow \text{fed\_avg}(\theta_G, \{\theta_i\}, \{n_i\})$ 
24:        $\mathcal{L}_{train}[r], \mathcal{A}_{train}[r], \mathcal{P}_{train}[r], \mathcal{R}_{train}[r],$ 
        $\mathcal{F}_{train}[r] \leftarrow \text{compute\_metrics}(\theta_G, \mathcal{D}_{train})$ 
25:        $\mathcal{L}_{test}[r], \mathcal{A}_{test}[r], \mathcal{P}_{test}[r], \mathcal{R}_{test}[r], \mathcal{F}_{test}[r] \leftarrow$ 
        $\text{compute\_metrics}(\theta_G, \mathcal{D}_{test})$ 
26:   return  $\theta_G, \mathcal{L}_{train}, \mathcal{A}_{train}, \mathcal{P}_{train}, \mathcal{R}_{train}, \mathcal{F}_{train},$ 
     $\mathcal{L}_{test}, \mathcal{A}_{test}, \mathcal{P}_{test}, \mathcal{R}_{test}, \mathcal{F}_{test}$ 

```

Main Algorithm

```

27: Split into training ( $X_{train}, y_{train}$ ) and testing ( $X_{test}, y_{test}$ )
    sets
28: Partition  $\mathcal{D}_{train}$  into  $N$  clients:  $\{\mathcal{D}_{train}^i\}$ 
29: Define KAN Classifier
30: Initialize global model  $\theta_G$ 
31:  $\theta_G, \mathcal{L}_{train}, \mathcal{A}_{train}, \mathcal{P}_{train}, \mathcal{R}_{train}, \mathcal{F}_{train},$ 
     $\mathcal{L}_{test}, \mathcal{A}_{test}, \mathcal{P}_{test}, \mathcal{R}_{test}, \mathcal{F}_{test} \leftarrow$ 
    federated_learning_KAN( $\theta_G, \{\mathcal{D}^i\},$ 
     $\mathcal{D}_{test}, R, S$ )

```

MLP model shows a slower and more variable decline in losses compared to KAN. Although it improves over time, losses remain higher and fluctuate more.

In terms of accuracy, the KAN model achieves 100% accuracy on both the training and test datasets from round 7 onwards, demonstrating its ability to perfectly classify the data after a few rounds. The MLP model achieves moderate accuracy improvements and stabilizes at 90% for training accuracy and 80% for test accuracy in the later rounds.

However, it does not achieve the same level of perfection as the KAN model. In terms of precision, recall and F1 score, these metrics quickly converge to 1.0 as shown in Fig. 3, indicating that the KAN model is not only accurate but also consistent in its predictions, capturing all true positives without generating false positives or negatives. These metrics for the MLP model also improve, but show greater variability. They do not reach the consistently high values as with KAN, which indicates a certain instability in performance. The training times for the KAN and MLP models are observed to be approximately 313.61 seconds and 2.35 seconds respectively.

To summarize, KAN shows superior performance with fast convergence, high accuracy and stable precision, recall and F1 scores. The model learns and generalizes effectively across the training and test datasets and achieves perfect scores from round 7 onwards. The MLP model, on the other hand, shows improvement but more variability and instability in the performance metrics. While the MLP model achieves reasonable accuracy, it does not match the consistency and robustness of the KAN model.

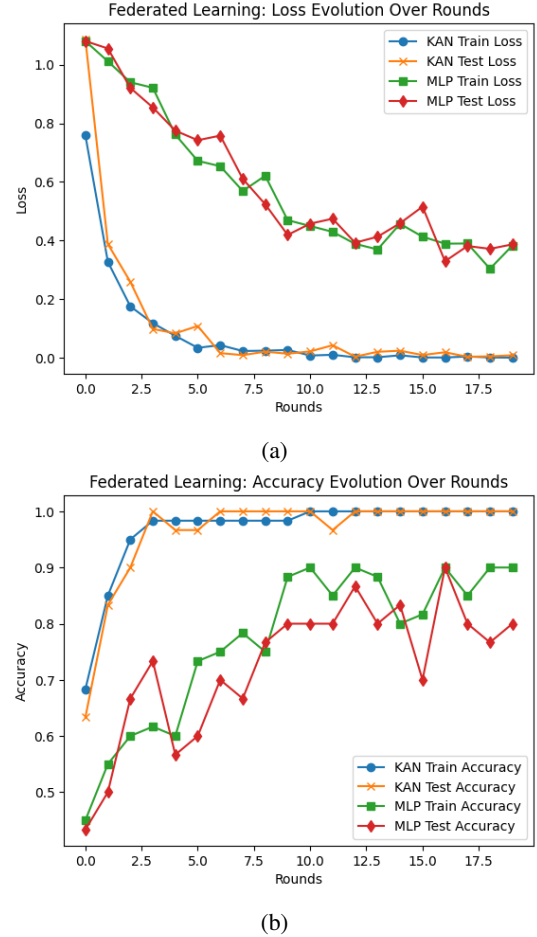


Fig. 2: Comparisons of federated learning with KAN model and MLP model over rounds (a) Cross-entropy loss. (b) Accuracy

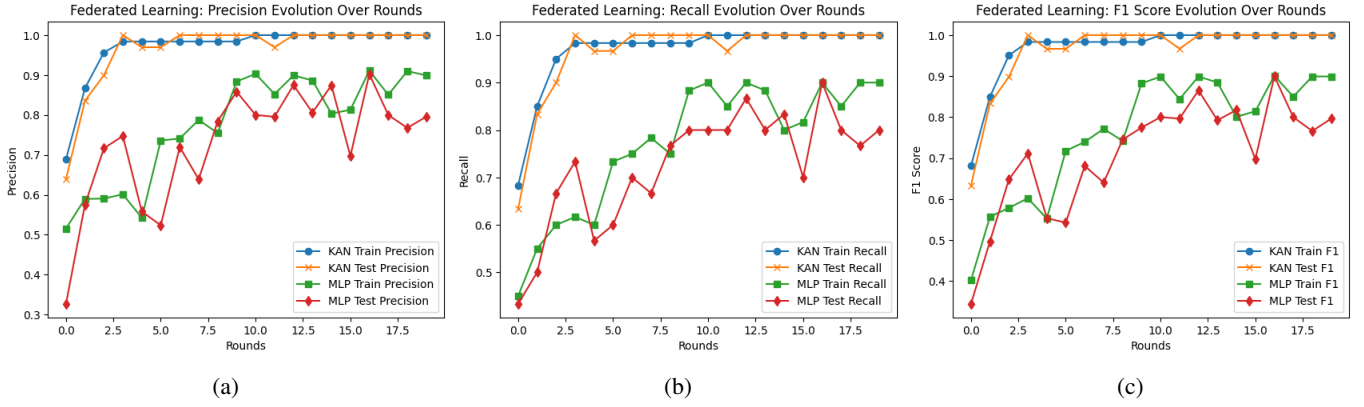


Fig. 3: Comparisons of federated learning with KAN model and MLP model over rounds (a) Precision. (b) Recall. (c) F1-Score

C. Key Observations

The rapid convergence and stable performance metrics of the KAN model indicate a highly efficient learning process. The spline-based univariate features enable KAN to capture complex patterns quickly and accurately, resulting in stable and high performance with fewer training rounds. Although the MLP model improves over time, it shows greater variability in performance. This could be due to its reliance on traditional linear weights and activation functions, which may not capture the complexity of the data as well as KAN's spline-based approach. The ability of the KAN model to achieve and maintain high accuracy precision, recall, and F1 score on both the training and test datasets in relatively early rounds indicates excellent generalization. This is crucial for applications where consistent and reliable performance on unseen data is critical, such as medical diagnosis or autonomous driving. The MLP model shows adequate but less consistent generalization capabilities. Its fluctuating performance metrics suggest that it is more prone to overfitting or underfitting, making it less reliable for applications that require high accuracy and consistency.

The KAN model takes approximately 301.19 seconds to train, reflecting the complexity of the model and the computational cost of the spline-based functions. However, these costs are justified by the superior performance and stability achieved. The MLP model trains much faster (1.83 seconds), which could be advantageous in scenarios where fast model updates are required, such as in real-time systems. However, the trade-off is lower and more variable performance. The high accuracy, precision, recall, and F1 scores make the KAN ideal for applications where errors can have significant consequences, e.g. in critical infrastructure monitoring. KAN's ability to capture complex patterns with fewer parameters makes it suitable for tasks involving complicated data relationships, such as image and speech recognition. In addition, the shorter training time makes MLP suitable for applications where models need to be updated quickly and frequently, such as recommendation systems or real-time analysis. MLPs may be preferred in scenarios where computing resources are limited and a slight compromise in performance in favour of

faster processing times is acceptable.

V. CONCLUSIONS AND FUTURE WORK

This paper shows the effectiveness of federated KANs in classification tasks. F-KANs combine the strengths of federated learning with the innovative architecture of KANs to achieve higher accuracy with fewer parameters while preserving data privacy. The results highlight the potential of F-KANs as a powerful tool for classification in decentralized environments. Overall, the F-KAN model proved to be more reliable and effective for the federated learning task under consideration in comparison to federated MLP model, as shown by its consistently high performance across metrics and rounds. On the other hand, the computational costs of spline-based functions must be better optimized. Future work will focus on further optimizing the KAN architecture and investigating its applicability to other classification tasks in federated environments, e.g. in satellite networks.

REFERENCES

- [1] Wang, Le, et al. "Review of classification methods on unbalanced data sets." *IEEE Access* 9 (2021): 64606-64628.
- [2] Calin, Ovidiu. *Deep learning architectures*. New York City: Springer International Publishing, 2020.
- [3] Zhang, Chen, et al. "A survey on federated learning." *Knowledge-Based Systems* 216 (2021): 106775.
- [4] Liu, Ziming, et al. "Kan: Kolmogorov-arnold networks." *arXiv preprint arXiv:2404.19756* (2024).
- [5] Bodner, Alexander Dylan, et al. "Convolutional Kolmogorov-Arnold Networks." *arXiv preprint arXiv:2406.13155* (2024).
- [6] Kiamari, Mehrdad, Mohammad Kiamari, and Bhaskar Krishnamachari. "GKAN: Graph Kolmogorov-Arnold Networks." *arXiv preprint arXiv:2406.06470* (2024).
- [7] Vaca-Rubio, Cristian J., et al. "Kolmogorov-arnold networks (kans) for time series analysis." *arXiv preprint arXiv:2405.08790* (2024).
- [8] Xu, Kunpeng, Lifei Chen, and Shengrui Wang. "Kolmogorov-Arnold Networks for Time Series: Bridging Predictive Power and Interpretability." *arXiv preprint arXiv:2406.02496* (2024).
- [9] Cheon, Minjong. "Demonstrating the Efficacy of Kolmogorov-Arnold Networks in Vision Tasks." *arXiv preprint arXiv:2406.14916* (2024).
- [10] De Carlo, Gianluca, Andrea Mastropietro, and Aris Anagnostopoulos. "Kolmogorov-Arnold Graph Neural Networks." *arXiv preprint arXiv:2406.18354* (2024).