

Topological p -wave Superconductors with Disorder and Interactions

Frederick del Pozo,¹ Loïc Herviou,^{2,3} Olesia Dmytruk,¹ and Karyn Le Hur¹

¹*CPHT, CNRS, École Polytechnique, Institut Polytechnique de Paris, 91120 Palaiseau, France*

²*Univ. Grenoble Alpes, CNRS, LPMMC, 38000 Grenoble, France*

³*Institute of Physics, École Polytechnique Fédérale de Lausanne (EPFL), CH-105 Lausanne, Switzerland*

(Dated: August 6, 2024)

We present a comprehensive theoretical study of interacting and disordered topological phases of coupled Kitaev wires, which may support further realistic applications of Majorana fermions. We develop a variety of analytical, mathematical and numerical methods for one and two-coupled wires, associated with a topological marker accessible from real-space correlation functions on the wire(s). We verify the stability of the topological superconducting phase and quantify disorder effects close to the quantum phase transitions, e.g. through two-point correlation functions or using a renormalization group (RG) analysis of disorder. We show for the first time that the double critical Ising (DCI) phase — a fractional Majorana liquid characterized by a pair of half central charges and topological numbers — is stabilized by strong interactions against disorder which respects the inversion symmetry between the wires (ie. parity conservation on each wire). In the presence of an inter-wire hopping term, the DCI phase turns into a protected topological phase with a bulk gap. We study the localization physics developing along the critical line for weaker interactions.

I. INTRODUCTION

Overcoming quantum error propagation and decoherence [1] represents an important challenge in quantum information science, in particular with respect to quantum computation [2]. *Topological* states, which are manifestly resilient against local perturbations, are promising candidates to realise platforms for practical applications at the hardware level. These states occur in phases characterized by an *invariant*, which through the bulk-edge correspondence ensures the existence of localized quasi-particles at the edges of the system [3, 4]. One promising approach for realising such a topological platform is based on arrays of two or more *Kitaev* wires [2] — a prototypical example of a p -wave superconducting (SC) wire hosting Majorana fermions (MFs) at its edges [5]. MFs can also occur in SC wires with different symmetries e.g. due to the presence of a magnetic impurity [6]. Related models are the Quantum Ising chain — with recent experimental signatures of edge states reported in [7] — and coupled quantum dots or spins [8, 9].

Coupling Kitaev wires leads to interesting new phases, as seen for example in quantum ladders [10–12], or in an array of wires coupled to a magnetic flux, which was shown to host $p + ip$ superconductivity [13]. If and how these phases may become relevant in future applications also relies on a robust understanding of the phase diagram. Similarly, the landscape of interacting topological phases remains largely unexplored, as the classification of topological phases based on dimension and symmetries [14] does not apply universally in interacting systems [15]. In SC nano-wires and Kitaev wires, interaction effects were shown to reinforce the topological phase supporting MFs [16–19], whilst coupling to light has been proposed to reveal the topology of the wires [20–24]. Finally, our attention must also turn to disorder, as in realistic systems impurities and fluctuations of system parameters are present. The interplay of interactions and disorder

may then offer new insights into the properties of more realistic materials [18, 25, 26].

The topological invariant is often defined in a continuous Brillouin zone. This leads to difficulties when investigating finite-size and disordered systems, which has resulted in a multitude of different approaches [18, 25–31]. The occurrence of interfaces and (random) disorder generally affect the periodicity of the lattice. This has fueled the search for additional tools to classify topological phases using real-space techniques, eg. in one-dimensional wires [18, 24, 27, 28]. Applied to interacting Kitaev wires, the real-space marker in [24] also revealed a fractional topological marker of a doubly critical Ising (DCI) phase far-from half-filling [24, 32]. The DCI phase can be viewed in real space as a Majorana fermion liquid with two zero-energy Majorana fermion modes delocalized along the wires. We emphasize that this phase may be engineered with two quantum Ising chains coupled through a spin interaction along z direction [7]. A correspondence between the wires and two coupled Bloch spheres links the DCI phase to a free Majorana fermion at one pole [33, 34]. In this model, the recent work [9] showed the stability and protection of Majorana fermions [33] towards disorder effects within a one-half fractional topological phase, as a result of transverse spin interactions [35]. Due to the close relationship between the DCI phase and the fractional phase of the Bloch-sphere model [24, 35], we naturally wonder about the stability against disorder, taking into account that the transverse spin interaction does not have a simple analogue with fermions.

In this work, we generally address the stability of topological p -wave superconducting wires in the presence of *disorder* and *interactions* by developing analytical and numerical approaches associated to a real-space marker that we recently introduced in [24]. We envision that our work, eg. through the tools that we are developing, will be useful for realistic applications with Majorana fermions [7, 8].

The paper is organized as follows. In Sec. II we recall the model for a Kitaev p -wave superconducting wire and show the effects of global (ie. across the whole wire) and local (ie. at each lattice site) disorder on the real-space topological markers introduced in [24]. By considering a stochastic Chern marker — from an analogy to the Haldane model on the honeycomb lattice [36] — and the two-point correlation function describing the kinetic term on nearest neighbors, we justify the stability of the topological phase and to reveal the presence of a topological phase transition in the presence of disorder both analytically and through *exact diagonalization* (ED). In Sec. III and IV we study the case of two Kitaev wires interacting via a Coulomb interaction between both legs or both wires [24, 32]. We first demonstrate using DMRG the ability of the Chern marker to distinguish the topological and trivial phases in the presence of weak to moderate disorder, by comparing the marker to the lowest levels of the entanglement spectrum and Majorana edge mode amplitudes. Then, in Sec. IV, we present analytical calculations and numerical simulations with the *Density Matrix Renormalization Group* (DMRG) algorithm in Julia (ITensors.jl) [37]. We combine both a perturbative RG approach together with a numerical analysis of local correlation functions using the DMRG algorithm. Our analysis predicts, that at large interactions, the DCI phase is stabilized as long as fermion parity conservation in each wire is preserved, equivalent to an inversion symmetric coupling of the wires. We demonstrate that inversion symmetry breaking disorder is closely related to inter-wire hopping processes, which were shown in [24] to introduce a localization length L^* for the critical modes. A topological (2MF) phase with shared edge modes emerges, and our analysis reveals the stability of the 2MF phase against disorder. We therefore conclude that for lengths far below the localization scale L^* the coupled wires resemble the DCI phase. Finally in Sec. V we present concluding remarks, whilst appendices provide supplementary information on the derivations of correlation functions and RG equations, and details on the (numerical) DMRG method.

II. NEW HALLMARKS OF TOPOLOGY IN A SINGLE KITAEV WIRE

We investigate the effects of disorder on a single Kitaev wire with N sites [5], and also include a Coulomb or Hubbard interaction between neighbouring sites. The phase diagram of this model in the clean limit has already been investigated in great detail, eg. in [19]. Verifying the stability of topological properties is extremely relevant for applications, and requires a robust method to ascertain the topological indices also in the presence of disorder. In two-dimensional systems, the Chern number with disorder can be evaluated using its real-space representation [29, 30] or a coupling-matrix method [31]. Conversely in 1D, the work in [27] shows how methods based

on the transfer-matrix can be used for non-interacting p -wave superconductors. However, these approaches in disordered systems yet present numerical challenges, especially in the presence of interactions. Experimentally, they may also be difficult to implement. The interplay of disorder and Hubbard-like interactions has also attracted interest e.g. in [18, 28], which introduced a topological invariant expressed in terms of real-space correlation functions in the Jordan-Wigner transformed model, ie. a highly non-local expression on the wire.

In this work, we apply the recently proposed real-space formulation of the Chern number for the Kitaev wire [24]. We first show that the topological number C can be used equivalently to map the topological phase diagram in the presence of disorder. We then present an approach to analytically include the interaction at a mean-field level [34, 36], which offers further insights into the quantitative evolution of the topological marker versus global Gaussian disorder with strength σ/t . The topological markers are also extracted and used to showcase the difference between local and global disorder. Local correlation functions obtained from exact diagonalization (ED) give further insights into the properties of the topological superconducting wire across the phase transition.

The Kitaev wire [5] is defined by the Hamiltonian

$$H_K = - \sum_{j=1}^N \mu_j c_j^\dagger c_j - t \sum_{j=1}^{N-1} (c_j^\dagger c_{j+1} + \text{h.c.}) + \Delta \sum_{j=1}^{N-1} (c_j^\dagger c_{j+1}^\dagger + \text{h.c.}) + V \sum_{j=1}^{N-1} c_j^\dagger c_j c_{j+1}^\dagger c_{j+1}. \quad (1)$$

Here, c_j (c_j^\dagger) are fermionic annihilation (creation) operators at site j , μ_j is the site-dependent chemical potential, t is the hopping amplitude, and Δ is a p -wave superconducting pairing potential. The Kitaev wire in the absence of disorder ($\mu_j \equiv \mu$) presents a topological phase with one Majorana fermion appearing at each end of the wire if $|\mu| < 2t$. We note that the superconducting pairing Δ does not enter into the topological criterion for the Kitaev wire. At $\mu = \pm 2t$ the Kitaev wire is at the critical point.

In this work, we apply the recently proposed real-space formulation of the “Chern number” for the Kitaev wire [24], which is expressed exclusively in terms of two-point correlation functions on the wire itself

$$C = \frac{1}{N} \sum_{i=1}^{N/2} \sum_{j=1}^N \langle c_j^\dagger c_{j+2i-1} + c_{j+2i-1}^\dagger c_j \rangle, \quad (2)$$

with additional condition that $c_{r+N} \equiv c_r$ for $1 \leq r \leq N$. It is noteworthy that at the QCPs we find $C = \pm 1/2$, interpreted as a correspondence with a half sphere (or half Skymion) [24, 34]. This then requires to evaluate the correlation functions between two nearest-neighboring sites that will be a useful tool to quantify the effect of disorder for one and also two interacting wires. In the

special case with $\mu = 0$ and $\Delta = t$, for the clean system, we find $\langle c_j^\dagger c_{j+1} \rangle = 1/4$; see Appendix A for more details on the calculation and on its generalization for different filling factors. At the QCP, we show that the correlator $\langle c_{j+1}^\dagger c_j \rangle$ becomes equal to $\frac{1}{3\pi} \sim 0.106$ simply from the fact that $C = \frac{1}{2}$ is equivalent to a half-sphere in the analogy between a spin-1/2 particle and the 2×2 matrix description of the BCS model.

Precisely, for the specific situation of $t = \Delta$ and with the formalism introduced in Appendix A, we obtain a simple relation between the polar angle θ on the sphere and the wave-vector k such that $\cos \theta_k = \sin \frac{k}{2}$ and $\sin \theta_k = \cos \frac{k}{2}$ which is equivalent to $\theta_k = -\frac{k}{2} + \frac{\pi}{2}$. For simplicity, the lattice spacing is fixed to unity. We can then establish a simple form for the local correlation function on the sphere. The correlation function reads

$$\langle \psi_{GS} | c_j^\dagger c_{j+1} | \psi_{GS} \rangle = \frac{1}{\pi} \int_0^{\frac{\pi}{2}} d\theta_k \sin^2 \theta_k \cos \theta_k. \quad (3)$$

Including a shift $\theta'_k = \theta_k - \frac{\pi}{2}$ we obtain the identity $\langle \psi_{GS} | c_j^\dagger c_{j+1} | \psi_{GS} \rangle = \frac{1}{3\pi} (\cos(0) - \cos(\frac{\pi}{2}))$. An important quest of this work is to study the stability of this correlator around the topological transition with disorder. It is relevant to observe that this correlation function is smoothly behaving around the topological transition and it also varies continuously with the parameter t/Δ . For an illustration, see formula (A10) and Fig. 13. In Sec. IV we examine the same correlation functions across the phase boundary in the presence of disorder for two interacting wires. Within a mean-field theory approach, at weak interactions, the location of the quantum critical point (QCP) is modified to $\mu = 2t + \frac{V}{2}$ (see Appendix A). The linear evolution with the interaction agrees with the results of Ref. [19]. We start by considering the effect of Gaussian disorder on the topological properties of the non-interacting Kitaev wire by adding on-site fluctuations $\delta\mu_j$ to the chemical potential as $\mu_j = \mu + \delta\mu_j$ in Eq. (1). On-site fluctuations $\delta\mu_j$ are sampled from a normal distribution with zero mean and Gaussian standard deviation σ

$$P(\delta\mu) = \frac{1}{\sqrt{2\pi}\sigma} e^{-\frac{(\delta\mu)^2}{2\sigma^2}}, \quad (4)$$

where σ/t quantifies the disorder “strength”. The topological phase is in general resilient to disorder. A simple transfer matrix approach, eg. for $t = \Delta$, shows that the edge Majorana fermions remain localized up to [18]

$$\int d\delta\mu P(\delta\mu) \log \frac{|\mu + \delta\mu|}{2} = \log |t|. \quad (5)$$

For a normally distributed $\delta\mu_j$ centered around zero, equation (5) yields the critical $\sigma_c/t = e^{\frac{1}{2}(\gamma_e + \log 8)}$, where γ_e is the Euler’s constant. This is approximately 3.775. The disorder averaged Chern number C as a function of σ is shown in Fig. 1. For small values of σ the marker is $C \approx 1$, but decreases as σ is increased. Remarkably, it

crosses the transition line at $C \approx 0.5$, and further connects the fractional marker with the QCP. We note that the critical point $\mu = \pm 2t$ is unstable in the presence of the Gaussian disorder, since any amount of disorder drives the wire out of this point. In Figs. 1 and 2 we present results from ED illustrating how the Chern number evolves with σ . We also show that the behaviour of local correlation functions for large values of σ deep in the topological and close to the QCP suggest localization in the latter. To better understand the evolution of the topological marker C in Fig. 1, we employ a stochastic approach as in [36].

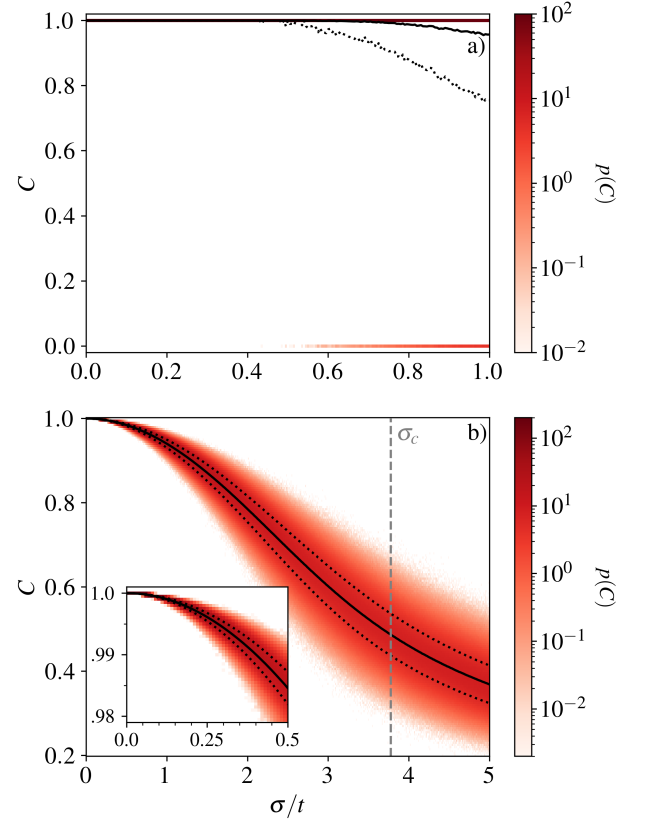


FIG. 1. Topological number C as a function of the variance σ for the Kitaev wire with PBCs in presence of disorder in the chemical potential calculated using Eq. (2). Black solid line marks the mean value of C , while the dotted line are one standard deviation away. The red color is the estimated probability density $p(C)$. (a) We consider global disorder with $\delta\mu_j \equiv \delta\mu$ with 10^4 samples. The mean value agrees exactly with the stochastic Chern number (blue dotted line) given by Eq. (7). (b) We consider on-site disorder $\delta\mu_j$ (Gaussian, with standard deviation σ), and 10^5 samples for each σ . The Chern number C decreases continuously. At $\sigma_c \approx 3.775$ (the dashed gray line), we have $C \sim 0.5$ indicating the transition from topological to disordered phase. In inset, a zoom on the region $\sigma \leq 0.5$. The parameters are chosen as $\mu = 0$, $\Delta = t = 1$, and $N = 100$.

There, a duality between global disorder and the

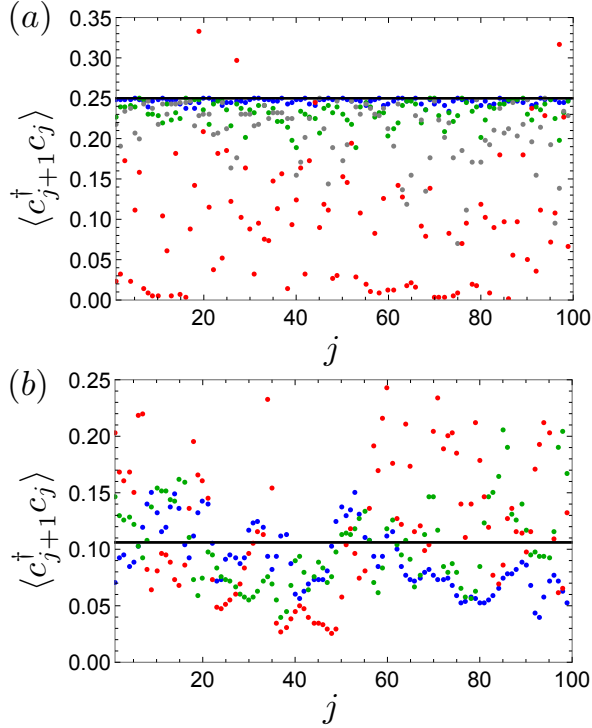


FIG. 2. Correlation function $\langle c_{j+1}^\dagger c_j \rangle$ as a function of the lattice site j for the disordered Kitaev wire with PBCs. (a) For the clean wire in the topological phase with $\mu = 0$ we find that $\langle c_{j+1}^\dagger c_j \rangle = 1/4$ (black solid line). Blue dots correspond to a single realization of the Gaussian disorder with $\sigma = 0.5t$. Green dots correspond to $\sigma = t$, gray dots correspond to $\sigma = 1.5t$, and red dots correspond to $\sigma = 5t$. (b) For the clean wire at the QCP with $\mu = -2t$ we obtained that $\langle c_{j+1}^\dagger c_j \rangle = 1/(3\pi)$ (black solid line). Blue dots correspond to a single realization of the Gaussian disorder with $\sigma = 0.5t$, green dots correspond to disorder with $\sigma = 0.7t$, and red dots correspond to disorder with $\sigma = t$. We fixed $\Delta = t = 1$, and $N = 100$.

effects of “heating” in the two-dimensional interacting Haldane model was found. The stochastic Chern marker is defined as the disorder averaged marker $C = \int_{-\infty}^{+\infty} d\delta\mu P(\delta\mu)C(\delta\mu)$, where $P(\delta\mu)$ is given by Eq. (4). We note that the fluctuations in the chemical potential within the interval $-2t - \mu < \delta\mu < 2t - \mu$ result in the Chern number $C(\delta\mu) = 1$, and 0 otherwise. Therefore, the stochastic Chern number reads

$$C_{st} = 1 - \int_{-\infty}^{-2t-\mu} d\delta\mu P(\delta\mu)C(\delta\mu) - \int_{2t-\mu}^{+\infty} d\delta\mu P(\delta\mu)C(\delta\mu). \quad (6)$$

We introduce $\delta\mu_c = |2t - \mu|$ and assume that fluctuations $\delta\mu$ are small, leading to the approximate Chern number

$$C_{st} \approx 1 - 2P(|2t - \mu|)C(|2t - \mu|). \quad (7)$$

This formula illustrates that the stochastic topological marker acquires a small exponential correction with

disorder. For the two-dimensional interacting Haldane model [34, 36], this correction can be attributed to particle-hole pair excitations produced above the gap as a result of interaction effects, which can be viewed as a heating effect induced from interactions. For the topological p -wave superconductor, we verify for $V = 0$ that within the Nambu basis matrix representation, the stochastic Chern number remains quantized until large $\sigma \sim 0.6t$ in agreement with ED, see the fit in dashed blue in Fig. 1 to the formula (7) obtained for global disorder $\delta\mu_j = \delta\mu$. The topological phase is stable under the effect of this disorder, as expected.

In Fig. 3 (a), for completeness, we also show the projection of the lowest-lying eigenstate onto the lattice site j , ie. $|\langle j|\psi\rangle|^2$. We find the existence of an extended mode for $\mu = -2t$ as long as $\Delta > 0$. For $\mu = -2t$ and $k \rightarrow 0$, equivalently we obtain zero-energy states which can be written as superpositions of particle and hole [24]

$$\begin{aligned} \sqrt{2}\eta_k^- &= c_k - ic_k^\dagger = \frac{1}{2}(\gamma_A - \gamma_B)(1 - i) \\ \sqrt{2}\eta_{-k}^+ &= c_{-k} + ic_k^\dagger = \frac{1}{2}(\gamma_A + \gamma_B)(1 + i). \end{aligned} \quad (8)$$

The η quasi-particles are related to the *chiral* Majorana fermions $\sim \gamma^B \pm \gamma^A$. To find such eigenstates, we assumed that $k\Delta \gg |\mu \pm 2t|$. When $k \rightarrow 0$, any amount of weak, local disorder will then favor eigenstates with occupied or empty states ($\langle c^\dagger c \rangle = 1$ or 0) at $k = 0$. At $\mu = 2t$, the averaged C number then alternates randomly between 1 and 0 for one disorder realization for a finite sample from the Bloch sphere description [24]. In this sense, the disordered averaged number can be seen as a mixture of being in the topological or trivial phase. We verify this result from ED with Periodic Boundary Conditions (PBCs) and $N = 1000$ sites where C takes values close to 1 or 0 already for $\sigma = 0.001t$. In comparison, for the clean case, we have $C = 1/2$ which is verified from the correlation $\langle c_{j+1}^\dagger c_j \rangle = \frac{1}{3\pi}$. The correlation function $\langle c_{j+1}^\dagger c_j \rangle$ also deviates more rapidly from the clean case limit with σ as shown in Fig. 2(b) through the evolution of the correlation functions in 2.

In Fig. 3 (b) we further show the extracted GS probability at the QCP in the presence of disorder. We see that the extended modes in the clean case (in red) are now localized somewhere inside the wire for large disorder strength (in black). This corresponds to a trivial phase when averaging over disorder realisations.

III. TOPOLOGICAL MARKERS FOR TWO DISORDERED AND INTERACTING WIRES

Whilst numerous works have already investigated the interplay between disorder and interactions within an individual Kitaev wire [18, 25, 27, 28], coupled chains remain largely unexplored in this respect. From a practical side, two or more wires have been proposed as topological

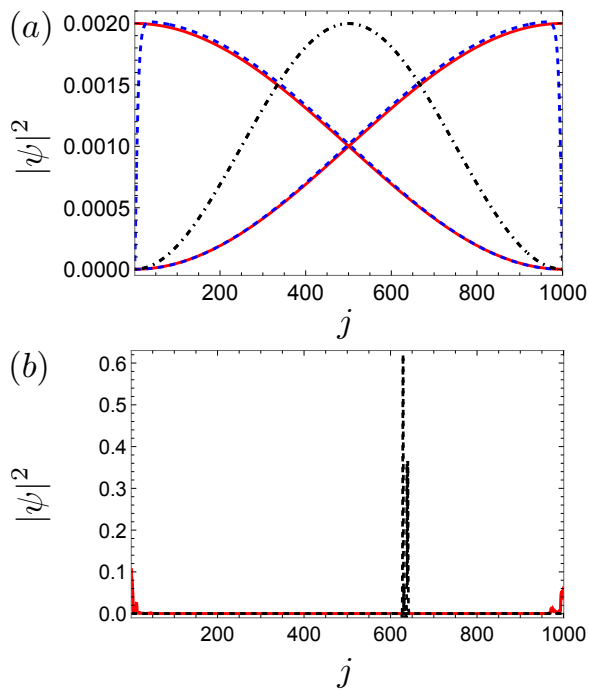


FIG. 3. Amplitude of zero-energy (or closest to) eigenstates $|\psi_j|^2 = \|\langle j|\psi\rangle\|^2$, for lattice site j . For $\mu/t \leq 2$, this corresponds to the localized Majorana modes. In (a) we show density $|\psi_j|^2$ of the clean finite-length Kitaev wire at the QCP $\mu = -2t$. Red solid line corresponds to $\Delta = t$, blue dashed line corresponds to $\Delta = 0.1t$, and black dot-dashed line corresponds to $\Delta = 0$. In (b), for $t = \Delta$ and $\mu = -2t$ we show for single realisations of Gaussian disorder $\sigma/t = 0.5$ (red solid line) and $\sigma = 5t$ (black dashed line). The corresponding C markers are $C = 0.89$ and $C = 0.35$ respectively. In both panels we normalized $|\psi_j|^2$, ie. $\sum_{j=1}^N |\psi_j|^2 = 1$. We fixed $t = 1$ and $N = 1000$. The difference in amplitude for panels (a) and (b): In panel (a) $|\psi_j|^2$ is non-zero on all lattice sites and the probability density at one given site j is small to give 1 after summing over 1000 lattice sites. In panel (b) $|\psi_j|^2$ is non-zero only on a few lattice sites.

qubit platforms [2], or as topological quantum memory platforms [4, 38]. Due to the relatively close proximity of wires in realistic setups, it is natural to consider effects of interactions between two neighbouring chains. Due to the breakdown [15] of the complete classification of topological phases based on symmetry and dimension [14], investigating interaction effects in topological materials remains a timely and relevant effort. Beyond their topological properties, superconducting wires could also become building blocks for new, small scale circuitry. Understanding the phase diagram at large interactions and far-from half-filling is then also important to understand their potential for future applications.

We first introduce the relevant extension to the single Kitaev wire as studied in [32] and [24]. Then, we establish the Chern marker as a useful and appropriate tool to characterize the phases up to moderate interactions using DMRG from the library `ITensors.jl` to

include interactions and disorder. The critical regions of the phase diagram are discussed separately in Section IV.

1. Reviewing the phases of two interacting Kitaev wires

In the clean situation, repulsive Coulomb interactions were found to enhance the topological phase [24, 32]. They were explicitly modeled to lowest-order by an effective Coulomb strength $g > 0$, coupling nearest-neighbours on different chains:

$$H_{int} = g \sum_i \left(n_i^1 - \frac{1}{2} \right) \left(n_i^2 - \frac{1}{2} \right). \quad (9)$$

As illustrated in Fig. 4, the resulting phase diagram [32] consists of a central, doubly-topological region (4MF) connected smoothly to $\mu/t = 0$, where each wire hosts one edge mode per side for open boundary conditions (OBCs) [32]. On either side along the μ/t axis also a doubly trivial phase extends to large g/t . Close to half-filling, there is also a Mott insulating (MI) transition from the 4MF phase for $g/t \gg 1$. This transition can no longer be described accurately by a sharp jump in C , which shows a smooth decrease $C \rightarrow 0$ for $g \rightarrow \infty$, as expected for a trivial phase [24].

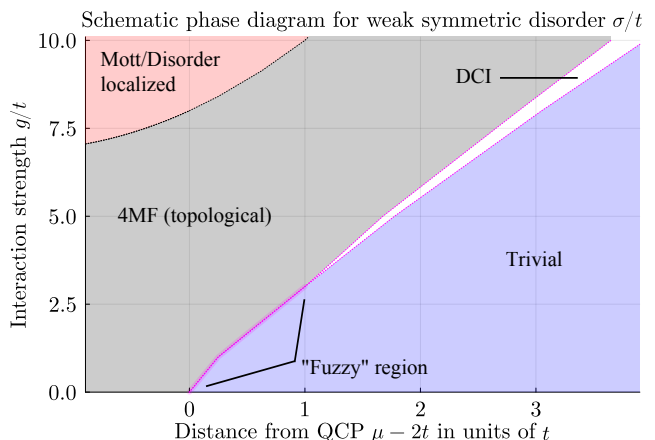


FIG. 4. Schematic phase diagram for two interacting Kitaev wires in the presence of weak (symmetry preserving) Gaussian disorder with variance σ^2 . It is a result of our combined analysis of theoretical (RG) and numerical (DMRG) methods, with precise phase boundaries dependent on system size and parameters. We highlight the region far-from half-filling around the DCI phase, containing also the doubly topological (4MF) and trivial phases. Comparison to the clean diagram [32] shows a “fuzzy” region along the critical line.

Between the 4MF and trivial regions a doubly critical phase (DCI) is found, first along a critical line and then at large interactions as an extended region [32]. Using the real-space Chern marker, in Ref. [24] we have previously showed that the DCI phase is additionally characterized by $C \approx 1/2$ in the case of PBCs. In this region, the ground state (GS) is degenerate between the parity sectors $(P_1, P_2) = (0, 1)$ and $(1, 0)$, where we introduce the

binary notation $F = (-1)^P$ for the parity F . By invoking the inversion symmetry of the coupled wires, the resulting physical GS then necessarily lies in the equal superposition of both parity sectors

$$|DCI\rangle_{PBC} = \frac{1}{\sqrt{2}} (|10\rangle + |01\rangle). \quad (10)$$

From this we find $C = \frac{1}{2}$ for each wire. By adding a hopping process $\sim t_\perp$ between neighbouring sites of the wires we obtain the Kitaev ladder, with t_\perp introducing a gap in the DCI phase. This results in a simply-topological (2MF) phase with width $\sim t_\perp$ [24], and corresponds to the previously found additional topological phase separating the 4MF and trivial phases [11–13], also with fractional marker $C = \frac{1}{2}$ due to a GS in superposition of $C^\sigma = 1$ and $C^\sigma = 0$ in the wire basis.

Disorder is included in the same way as in equation (4) in Sec. II, ie. as a normally distributed chemical potential $\mu_j \in \mathcal{N}(\bar{\mu}, \sigma^2)$ for each lattice site j , with standard deviation σ . In section IV we differentiate in particular between inversion symmetry preserving, and symmetry breaking disorder, ie. where μ_j^1 and μ_j^2 are either equal or independent on both wires. However, the main focus of the paper lies on symmetric disorder. Our results of the next sections are summarized schematically in Fig. 4 — largely reproducing the clean phase diagram [32] — for weak disorder of the order $\sigma/t \sim 0.3$. The notable difference is the “fuzzy” region along the critical line, which reflects the localization of the gapless critical modes below some critical interaction strength g_c/t . The phase diagram 4 is found by combining analytical (RG) and numerical (DMRG) results, for the various limits of strong interactions and large chemical potentials.

2. Topological marker with interactions and disorder

As known from previous works, the topological phase remains stable as long as disorder fluctuations do not result in a gap-closing point [18, 27, 28]. Mapping the interacting Kitaev wire onto a Luttinger liquid (LL) through bosonization, the resulting renormalization group (RG) equations [32] at weak interactions g in Appendix B 1 show that the superconducting pairing term Δ flows to strong couplings before weak disorder does. This reinforces the topological phase away from the QCPs as interactions drive the Luttinger parameter to values $K > 1$, stabilizing the p -wave SC gap. Therefore, we expect for weak disorder the property $\langle C \rangle > 0.5$ to again signal the topological phase as for the single wire 1.

By comparing C in Eq. (2) for two wires to the lowest lying (1st) entanglement gap and amplitudes of Majorana fermions, we verify that it remains a meaningful marker for topology. The first entanglement gap is obtained from the entanglement spectrum [39] and was found in [18] to be a more reliable observable than the energy gap. For OBCs, the topological phase is characterized by a double degeneracy (or fourfold, for two wires) of the energy and

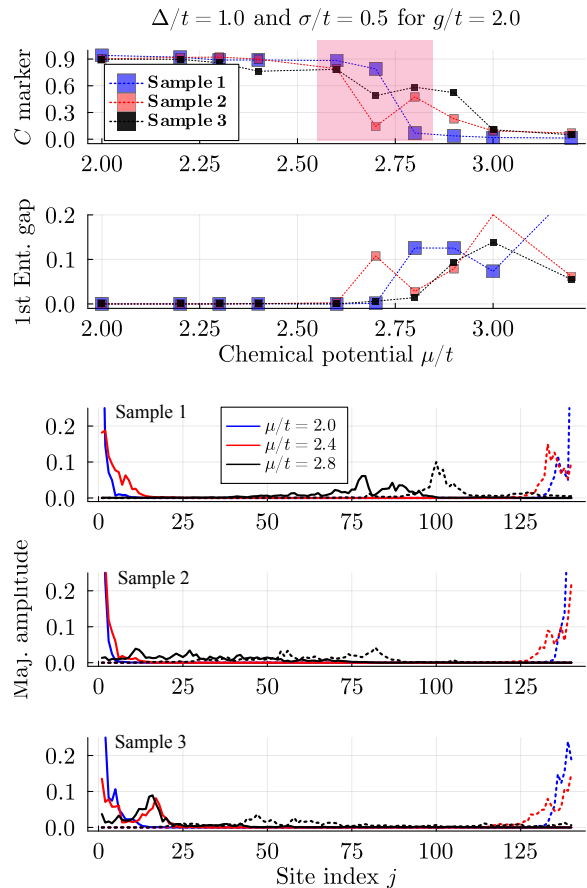


FIG. 5. Single realisations of disorder for $N = 140$, $t = \Delta$ and $g/t = 2.0$ and $\sigma/t = 0.5$. The shaded (pink) region in the first figure shows the “fuzzy” region in 4. Outside of this region, the Chern marker, the first entanglement gap and the Majorana edge mode amplitudes clearly coincide. In the fuzzy region, we observe strong fluctuations of the C marker and washed out Majorana amplitudes. In this region, finite-size effects and Majorana overlaps play a crucial role.

entanglement spectra [39, 40]. In Fig. 18 we show a comparison for individual realisations of moderate disorder $\sigma/t = 0.5$, and interaction strength $g/t = 2.0$. The Chern marker, the entanglement spectrum and the edge modes agree very well for values on either side of the “fuzzy” region (shaded pink). Within this region, the C number fluctuates strongly or is affected by finite-size effects. In finite systems, the edge modes are predicted to have a non-zero overlap resulting in a GS degeneracy lifting. In figures 18 and 19 in Appendix B 3 b we show a similar analysis at $\sigma/t = 0.3$ for $\Delta/t = 1.0$ and $\Delta/t = 2.0$ respectively. As we can see, for $\Delta/t = 2.0$ the fluctuations are less pronounced. This matches the QFT predictions in Appendix , highlighting the competition between the effective SC gap $\Delta(l)$ and the disorder strength $\mathcal{D}(l)$. A scaling analysis for OBCs of the Chern marker in Appendix B 3 b further reveals a strong dependency of C on the entanglement spectrum — in particular the lowest

eigenvalue, see Fig. 16 — such that C manifests itself also as an entanglement probe.

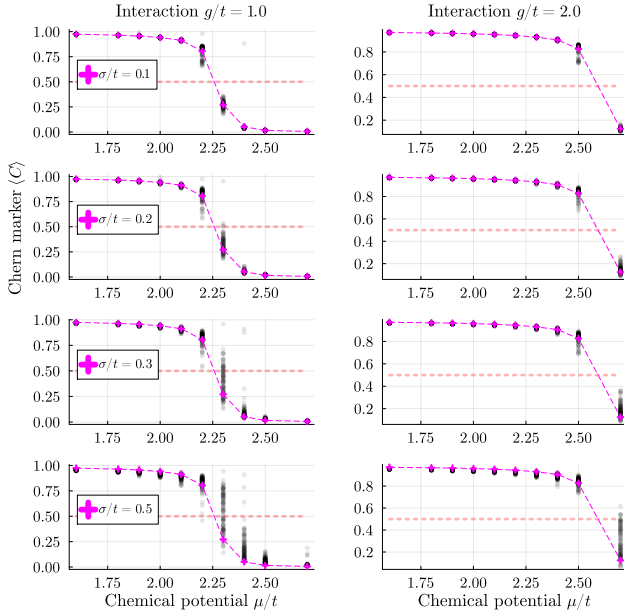


FIG. 6. Averaged C marker for $M = 100$ realisations and $N = 140$ sites, for $t = \Delta = 1.0$ and OBCs. (Black) Individual data points, (pink) the averaged C value and (red) $\langle C \rangle = 0.5$.

Whilst the edge mode amplitudes at $\mu/t = 2.4$ show a clearly localized mode at either boundaries of the wire, we also find in some cases signatures of the Majorana modes near the transition, similar as in [18]. These are then dependent on specific disorder realisations and therefore vanish upon averaging over many samples. The same is the case for the C marker, shown in Fig. 6, where the fluctuations of the fuzzy region average out to the critical value $\langle C \rangle = 1/2$ at the transition. Whilst the individual realisations (black) show clear fluctuations in the fuzzy regime, the average values (pink) instead follow a clear transition from topological to trivial. Larger interactions stabilize the topological phase, which can be inferred from both the larger critical μ/t , as well as the lower spread of the Chern marker close to the transition [24]. This might be particularly relevant in the context of superconducting circuits and other realistic applications, wherein the repulsive Coulomb interaction between electrons will play an important role due to the proximity of the individual components.

3. Limitations of the real-space invariant

The results of previous sections therefore show that the Chern marker from real-space correlation functions in (2) remains a powerful tool to investigate the topology of disordered, interacting Kitaev wires in the examined region of the phase diagram ($g/t \leq 2.0$ and $\sigma/t \leq 1.0$). Beyond these limits, we found the Chern marker to no longer

capture the topological properties with sufficient accuracy. We find that the best results are achieved for PBCs, or for very large Kitaev chains ($N \geq 200$) for OBCs. For a more detailed discussion related to the differences between OBCs and PBCs, we refer to Appendix B3b. Strong interactions also affect the quantization of the C marker value considerably. Explanations for these deviations from quantized values of C were discussed in more detail in [24]. Notably, C does not have a discontinuity or steep-drop along the g/t transition from topological to Mott order, schematically added in Fig. 4. Instead, for $\sigma/t = 0.0$ we found a smooth function of $g \rightarrow \infty$ close to half-filling $\mu/t \approx 0$ [24], with the transition again qualitatively at $C \approx 0.5$. This is reproduced for moderate disorder. In fact, from the Quantum Field Theory (QFT) description close to half-filling in Appendix B1, we find a similar model as in the Mott/disorder-localized transition studied in [41]. Here the trivial phase is determined by which of the two, disorder or Coulomb interactions, flows to strong coupling first. We therefore analyse this transition using perturbative RG equations as in [32, 41].

As we outline in Appendix B2, the two wires can be mapped onto a bosonic model with conjugate fields ϕ_{\pm} and θ_{\pm} , and disorder can be introduced from first principles along the lines of [41]. We assume both wires to be in relative close proximity, such that we may take the disorder contribution on each mode to be equal $\mathcal{D}_{\pm} = \mathcal{D}$. We then find disorder to contribute as the operator

$$\sim \frac{\mathcal{D}}{(2\pi)^2 \alpha^3} \cos\left(\sqrt{2}(\phi_+(x, \tau') - \phi_+(x, \tau))\right) \times \cos\left(\sqrt{2}(\phi_-(x, \tau') - \phi_-(x, \tau))\right). \quad (11)$$

Such a form of disorder was studied in [41], where instead of the modes \pm the two fields represented ‘spin’ and charge sectors. Disorder renormalizes both the Luttinger parameter and the Fermi velocities $v_{F,\pm}$, however, due to the full set of flow equations summarised in the Appendix (B13), we predict that the topological/Mott-insulating transition [32] remains stable up to non-perturbative values of \mathcal{D} . Beyond this, our RG equations are no longer applicable, and a non-perturbative approach will be necessary to obtain the critical disorder strength. The exact transition is also dependent on the superconducting pairing strength, with disorder being more relevant for $\Delta/t \ll 1$, cf. Appendix B2. We use a similar quantum field theoretical analysis to study the effects of disorder around the critical phase in Sec. IV.

IV. EFFECTS OF DISORDER ON THE DCI PHASE FAR FROM HALF-FILLING

We now study the interplay between interaction and disorder effects in the critical region of the phase diagram. The DCI phase, separating the doubly topological and trivial phases of two interacting Kitaev wires in Fig. 4, was found in [24] to be protected by the discrete (exchange) \mathbb{Z}_2 symmetry between both wires.

Therefore, we distinguish between symmetry preserving and breaking disorder, the latter of which assumes local fluctuations of μ on each wire independently. We numerically solve the RG equations derived in detail in Appendix B3 to gain insights on the mechanisms governing the competition between repulsive Coulomb interactions and local impurities. We predict a stabilization of the DCI phase against symmetry preserving disorder at large $g/t > 0$. We also observed this for local correlation functions, reinforcing the understanding that the physics of the DCI phase can be understood in terms of the non-interacting QCP.

1. Reviewing the chiral description of the DCI phase

As was found in [32], in the DCI phase for two interacting wires the resulting Hamiltonian was shown to arise from bosonization of chiral fields $\psi_{R/L}$ made up from fermions of both wires. They were shown to be a direct extension of the single-wire chiral Majorana modes $\gamma_{R/L} = \gamma^B \mp \gamma^A$, which become gapless in the QCPs at $\mu = \pm 2t$, and give rise to the chiral Dirac fermions across both wires

$$\begin{aligned}\sqrt{2}\psi_R &= \frac{1}{2}(\gamma_B^2 - i\gamma_B^1 + i\gamma_A^1 - \gamma_A^2) = \frac{\gamma_R^2 - i\gamma_R^1}{2}, \\ \sqrt{2}\psi_L &= \frac{1}{2}(\gamma_B^2 - i\gamma_B^1 - i\gamma_A^1 + \gamma_A^2) = \frac{\gamma_L^2 - i\gamma_L^1}{2},\end{aligned}\quad (12)$$

revealing the *double* critical Ising character of the phase. We further define the mixed-wire fermions

$$\begin{aligned}\Gamma_j &= \frac{1}{2}(\gamma_j^{A,1} + i\gamma_j^{A,2}) \\ \Theta_j &= \frac{1}{2}(\gamma_j^{B,2} - i\gamma_j^{B,1}),\end{aligned}\quad (13)$$

related to the chiral modes in equation (12) through $\psi_{R/L,j} = \frac{1}{\sqrt{2}}(\Theta_j \pm i\Gamma_j)$. In the vicinity of the DCI phase, the chiral field theory can be written equivalently in terms of bosonic degrees of freedom which is a hallmark of one-dimensional physics and bosonization [24, 32, 42]

$$H = \frac{v_F}{2\pi} \int dx \frac{1}{K} (\partial_x \phi)^2 + K (\partial_x \theta)^2 + g_\phi \cos(2\phi), \quad (14)$$

where $v_F = 4 \left| 2t - \frac{\delta\mu}{2} \right| \alpha$, $K = \left(1 - \frac{4g}{\pi(4t - \delta\mu)} \right)^{-1/2}$ and $g_\phi = \left(\frac{2\delta\mu}{\pi\alpha} + \frac{2g}{\pi^2\alpha} \right)$ with $\delta\mu = 2t \pm \mu$ measuring the deviation from the critical line. The difference between this Hamiltonian and the one in [24] is a slightly modified continuum limit $\sqrt{2}\tilde{\alpha}f_j = f(x)$ and effective lattice spacing $\tilde{\alpha}$ to account for the doubled site-number in the DMRG implementation. The phase boundary $g_\phi = 0$ then coincides with [32], and predicts an extended DCI phase beyond $g/t \approx 3.0$ from the divergence of the bare K value, observed also in numerical realisations for finite size systems with PBCs.

2. Including disorder from first principles

To understand in more detail how disorder interacts with the critical Majorana modes in the DCI topological phase, we include disorder from first principles in the QFT description introduced in [24]. This reveals the intricate competition between disorder — which seeks to localize the critical modes — and interactions. For symmetric disorder across both wires, large enough interactions far away from half-filling can overcome the disorder and stabilize the DCI phase (see Appendix B3 for the derivation of the RG equations). When the disorder acts asymmetrically onto the two wires, the resulting detuning of chemical potentials tends to break the \mathbb{Z}_2 symmetry between both wires and gaps the critical modes at arbitrary disorder strength. We emphasize that this is an important difference between the two wires situation and the quantum spin model of two spheres which can be protected against weak asymmetric disorder as a result of transverse spin interactions [9].

We recall that symmetric disorder can be quantified with the symmetric disorder channel $2\mathcal{V}(x) = \delta\mu^1(x) + \delta\mu^2(x)$ with the upperscript i corresponding to the wire index and x to the position variable. Conversely, the asymmetric disorder parameter $2\nu(x) = \delta\mu^1(x) - \delta\mu^2(x)$ quantifies the relative deviations between the same sites on different wires. Disorder couples to the chemical potential, such that for the symmetric contribution this results in the additional term in the Hamiltonian

$$H_{dis} = \int_x \mathcal{V}(x) n_x dx = \int_x \mathcal{V}(x) \Gamma_x^\dagger \Theta_x dx + \text{hc.} \quad (15)$$

Similarly, the asymmetric disorder $\nu(x)$ enters as a term proportional to $\Delta n_x = n_x^1 - n_x^2$, ie.

$$H_{dis,\nu} = \int_x \nu(x) \Delta n_x dx = \int_x \Gamma_x^\dagger \Theta_x^\dagger dx + \text{hc.} \quad (16)$$

As demonstrated in Appendix B3, these contributions to the Hamiltonian result in the following bosonic operators

$$H_{dis} = \int dx \frac{\mathcal{V}(x)}{2\pi\alpha} \cos(2\phi(x,t)) + \frac{\nu(x)}{2\pi\alpha} \cos(2\theta(x,t)). \quad (17)$$

The Gaussian covariance matrices quantifying the disorder strength are defined with the convention

$$\begin{aligned}\langle \mathcal{V}(x) \mathcal{V}(y) \rangle &= 4\pi^2 \mathcal{D}_\phi \delta(x-y) \\ \langle \nu(x) \nu(y) \rangle &= 4\pi^2 \mathcal{D}_\theta \delta(x-y).\end{aligned}\quad (18)$$

By performing the disorder average with the replica-field method [41–43] we derive in Appendix B3 the following flow equations for the disorder strengths

$$\begin{aligned}\frac{\partial \mathcal{D}_\phi}{\partial l} &= (3 - 2K) \mathcal{D}_\phi, \quad \frac{\partial \mathcal{D}_\theta}{\partial l} = \left(3 - \frac{2}{K} \right) \mathcal{D}_\theta \\ \frac{\partial K}{\partial l} &= -\frac{4\pi^2 K^2}{v_F^2} \left[g_\phi^2 + \mathcal{D}_\phi - \frac{\mathcal{D}_\theta}{K^2} \right].\end{aligned}\quad (19)$$

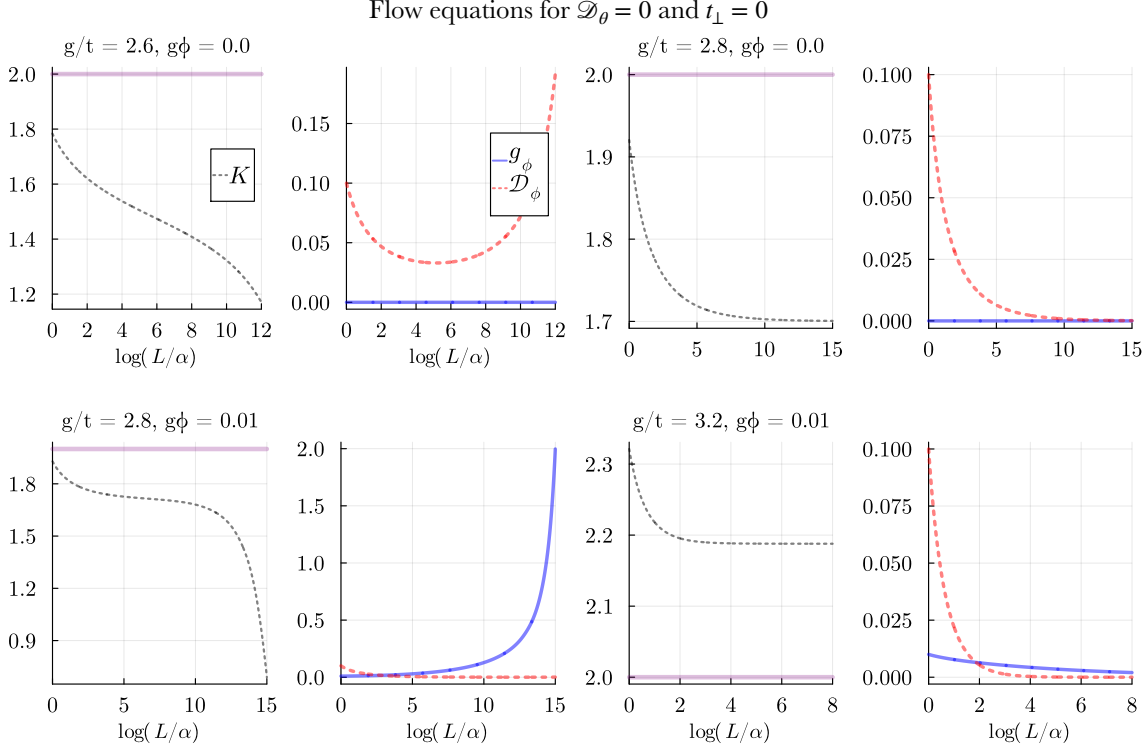


FIG. 7. Numerically solved flow equations for $\mathcal{D}_\theta = 0$. The x -axis denotes the exponential length-scale l with $L = \alpha e^l$, and varies wildly depending on the input-parameters. The pink bands denote the $K = 2$ line beyond which we expect the DCI phase to be possible. At times we required $l = 150$ and higher to see that localization occurs, which highlights the subtleties involved when numerically modelling the Kitaev wires in the DCI phase with DMRG.

The flow equation for the interaction term g_ϕ is given by $\frac{\partial g_\phi}{\partial l} = (2 - K)g_\phi$, and flows to zero for $K > 2$, as opposed to \mathcal{D}_ϕ for $K > \frac{3}{2}$. At weak interactions where $K \ll 3/2$, the critical modes are then localized for any disorder. This corresponds to the “fuzzy region”, in agreement with the analysis for one wire.

For symmetric disorder alone, ie. $\mathcal{D}_\theta = 0$, the RG equations are then again similar to those of the Mott/disorder transition [41–43], where the gap g_ϕ competes with \mathcal{D}_ϕ to provide the gap — whichever operator flows to strong coupling first. However, we remind that g_ϕ quantifies the distance to the critical line, and not the repulsive interactions g/t . A diverging g_ϕ then only signals a departure from the DCI regime, ie. the 4MF and trivial phases. To go beyond these scales we require non-perturbative techniques [43–45].

By solving the (perturbative) flow equations numerically, we verified the transition from localized to critical phase exists for symmetric disorder $\mathcal{D}_\theta = 0$. As exemplified in Fig. 7 below, interactions stabilize the critical line $g_\phi = 0$ against a weak Disorder $\mathcal{D}_\phi = 0.1$. Despite K plateauing at ≈ 1.7 , this is sufficient for the symmetry preserving disorder to flow to zero as we still find $3 - 2K < 0$. Thus, along the critical line disorder is al-

ready suppressed by interactions. Away from the critical line, we anticipate an extended DCI phase. This can be seen in the lower panels, where for $g_\phi = 0.01$ at $g/t = 2.8$ disorder is suppressed but g_ϕ flows to strong coupling. At $g/t = 3.2$, the effective K value plateaus at ≈ 2.2 , and therefore both disorder and g_ϕ flow to zero.

As such, we have shown that for large enough interactions, the model becomes gapless in the thermodynamic limit, also at values $g_\phi \neq 0$. An extended DCI phase therefore persists, stabilized against symmetry preserving disorder \mathcal{D}_ϕ by strong repulsive interactions. However, when \mathcal{D}_ϕ is relevant, then we expect a disorder localized phase, similarly as for any amount symmetry breaking disorder $\mathcal{D}_\theta \neq 0$, as we present now.

3. Stability of the 2MF phase in the Kitaev ladder

The effects of an inversion symmetry breaking contribution $\mathcal{D}_\theta > 0$ are similar to those of an inter-wire hopping term $t_\perp c_j^{\dagger,1} c_j^2 + hc.$. This gave rise to an operator $\sin(2\theta)$ [46], which introduced a localization length L^* for the critical modes in the DCI phase [24]. The localization of the critical DCI modes resulted in a topological phase with shared edge modes between both wires.

The most general case for two proximized and interacting Kitaev wires includes the effects of an inter-wire hopping amplitude t_\perp . We additionally the flows

$$\begin{aligned} \frac{\partial K}{\partial l} &= -\frac{4\pi^2}{v_F^2} (K^2 g_\phi^2 - \tilde{t}_\perp^2 + \mathcal{D}_\phi K^2 - \mathcal{D}_\theta) \\ \frac{\partial \tilde{t}_\perp}{\partial l} &= (2 - K^{-1}) \tilde{t}_\perp, \quad \frac{\partial \mathcal{D}_\theta}{\partial l} = (3 - 2K^{-1}) \mathcal{D}_\theta, \end{aligned} \quad (20)$$

where $\tilde{t}_\perp = \frac{t_\perp}{\pi}$. We refer to Appendix B3 for more details on the derivation. An analytical expression for the localization lengths for both operators can then be found from the RG equations in (19) by solving with the ansatz $\partial_l K = 0$ [42], ie. around a fixed point. When $\mathcal{D}_{\phi/\theta} \geq 0$, the only fixed point of these RG equations is characterized by $g_\phi^* = \gamma_\theta^* = \mathcal{D}_{\theta/\phi} = 0$, and $K^* = A^*$ constant. Neglecting for a moment the symmetric disorder, we find close to $g_\phi = 0$ together with the ansatz $\tilde{t}_\perp(l) = \tilde{t}_{\perp,0} e^{(2-K^{-1})l}$ the length-scales associated to when $\tilde{t}_\perp(l) = 1$ and so on:

$$L_{\tilde{t}_\perp}^* = \alpha \left(\frac{1}{\tilde{t}_{\perp,0}} \right)^{\frac{1}{2-K^{-1}}}, \quad L_{\mathcal{D}_\theta}^* = \alpha \left(\frac{1}{\mathcal{D}_{\theta,0}} \right)^{\frac{1}{3-2K^{-1}}} \quad (21)$$

Since t_\perp enters the RG flow quadratically, for t_\perp to flow to strong coupling before \mathcal{D}_θ we require $\mathcal{D}_\theta \ll t_\perp$, corresponding to a 2MF topological phase with weak disorder. Then $\tilde{t}_\perp \sin(2\theta)$ pins the angle θ to $\pm(\pi/4 + n\pi)$, where n is an integer. However, as symmetry breaking disorder contributes as a $\cos(2\theta)$ operator, the stability of the 2MF phase is ensured since $\cos(\frac{\pi}{2} + 2n\pi) = \cos(\frac{\pi}{2})$ which is then zero, when \tilde{t}_\perp flows to strong coupling first. We assumed that K remains constant - which is not guaranteed once we deviate from the fixed point. However, solving the flow equations shows a good agreement between the numerical and predicted L^* . In Fig. 8 above we showcase similarly as in the symmetry preserving case the effects of t_\perp and \mathcal{D}_θ , and their interplay with repulsive interactions and \mathcal{D}_ϕ . Firstly, we note that disorder \mathcal{D}_θ flows to strong coupling first compared to t_\perp at $g/t = 2.0$ and $g_\phi = 0.4$. This places us within a disorder localized phase. However, at $g/t = 2.6$ our RG solution shows that t_\perp flows to strong coupling first, despite large $\mathcal{D}_{\theta,\phi} \approx 1$. This suggests that the wires are driven into the 2MF phase, which then is itself protected against moderate Gaussian disorder due its topological nature.

Therefore, our RG analysis using the chiral fields defined in [24] further allows us to describe the stability of the 2MF phase against local disorder.

4. Local correlations in disordered and interacting wires

Last but not least, we compare the behaviour of the correlation functions $\langle c_{i+1}^\dagger c_i \rangle$ in two disordered and interacting wires across the phase boundaries. As discussed in Sec. II, the value of $\frac{1}{3\pi}$ in the QCP is not universal, and depends on $\Delta/t > 0$ and the boundary conditions, as well

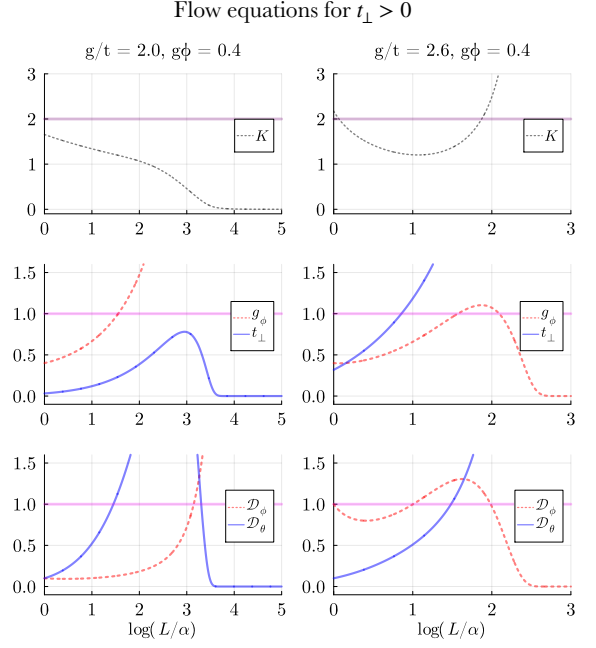


FIG. 8. Numerically solved flow equations including inter-wire hopping t_\perp and assymetric disorder \mathcal{D}_θ . In the left panels we have $g/t = 2.0$ and $\mathcal{D}_{\theta/\phi} = 1.0$ and $\mathcal{D}_\phi = 0.1$, together with $t_\perp = 0.1t$ (ie. $\tilde{t}_\perp = 0.1\pi^{-1}$). In the rhs. instead we have $\mathcal{D}_{\theta/\phi} = 0.1$ and $t_\perp = t$.

as the chemical potential μ/t . Naively, we would therefore not expect any similarity between the correlation functions in the DCI phase to those of the non-interacting wire. However, as was first discussed in [32], the DCI phase can be understood as a direct extension of the non-interacting QCP. As further demonstrated in [24], this correspondence is further reinforced by the chiral QFT description as well as topological marker $C \approx 1/2$ per wire. As we can see in Fig. 9, the correlation functions remain close to the non-interacting value $1/(3\pi)$ for $t = \Delta$ also at strong interactions $g/t = 5.0$. As we see, there is a significant difference between PBCs and OBCs, also at $N = 100$ sites per wire. This stems from finite size effects and possibly also numerical convergence. The convergence is limited by the diverging correlation lengths in critical systems. Furthermore, we observe a deviation between PBCs and the $1/3\pi$ QCP value, for $g/t = 5.0$ and $\mu/t = 3.8$. Since the correlation functions are not quantized we expect a deviation from the non-interacting value away from $g_\phi = 0$.

Instead, we find a smooth behaviour of $\langle c_{i+1}^\dagger c_i \rangle$, as can be seen in Fig. 10. The averaged correlation functions across a single sample vary approximately smoothly across the disordered DCI phase as a function of μ/t , such that the correlation functions could be used to indirectly quantify the effective deviation from $g_\phi = 0$ in the physical wire basis. Stability against disorder is suggested by the small standard deviation (error bars).

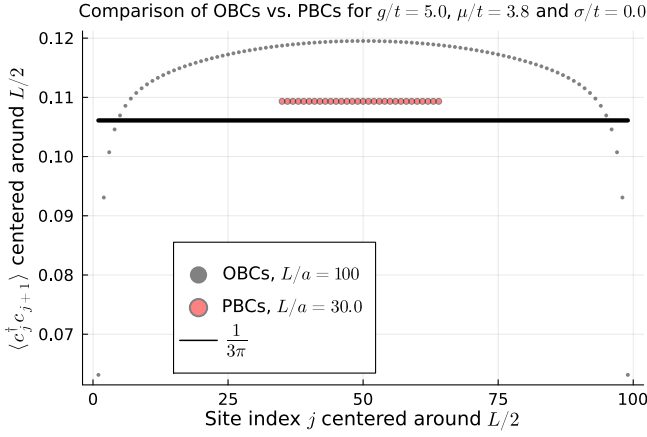


FIG. 9. Correlation functions $\langle c_{j+1}^\dagger c_j \rangle$ in the clean case ($\sigma/t = 0.0$) on wire 1 for $g/t = 5.0$ at $\mu/t = 3.8$ with $t = \Delta = 1.0$. Results for PBCs were obtained for $N = 30$ sites per wire, whilst OBCs for $N = 100$. The solid black line is the analytical result for PBCs $\frac{1}{3\pi}$ at the QCP, see Appendix A. The correlation functions remain very close to the single-wire result with PBCs, which further suggests that the physical properties of strongly interacting DCI phase are the same as those in the QCP for each wire.

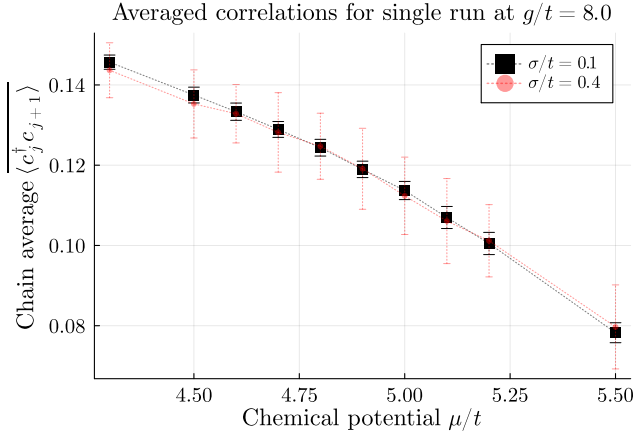


FIG. 10. Averaged correlation functions across wire 1 for a single, representative realisation of disorder, for $g/t = 8.0$ and $t = \Delta = 1.0$. The correlation function $\langle c_j^\dagger c_{j+1} \rangle$ vary smoothly across the disordered DCI region.

In fact, as we see in Fig. 2, the correlation functions fluctuate around the average value with different degrees of spread depending on σ/t and g/t . At the critical points for a single wire (ie. $g/t = 0.0$) the correlation functions were found to fluctuate more strongly as in the topological phase. Compare this to $g/t = 5.0$ in panel (a) of Fig. 11, the correlation functions fluctuate strongly for $\sigma/t = 0.4$ at $g/t = 5.0$, albeit less pronounced to $g/t = 0.0$. Instead, at $g/t = 10.0$ in panel (b) we see for comparable disorder strengths that fluctuations remain constrained around the clean values of ≈ 0.12 .

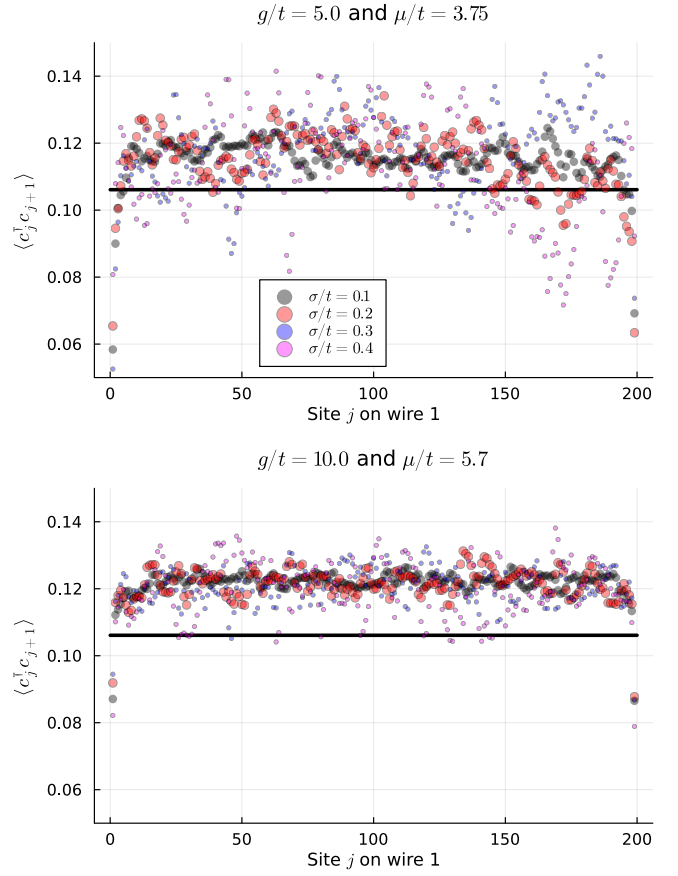


FIG. 11. Correlation functions $\langle c_{j+1}^\dagger c_j \rangle$ on wire 1 for $g/t = 5.0$ and $g = 10.0$ and $N = 200$ with OBCs and $t = \Delta$. Individual disorder realisations at $\mu/t = 3.75$ and $\mu/t = 5.7$. OBCs give a slightly different value compared to the predicted (PBC) value of $\frac{1}{3\pi}$ (black line), cf. Appendix B 3 b.

The exact spread depends on the specific disorder realisations. Therefore, the behaviour of the correlations nicely captures the competition between repulsive Coulomb interactions g/t and symmetry-preserving disorder \mathcal{D}_ϕ , and provides a first numerical signature of stability against at large interactions.

V. CONCLUSIONS

We have revisited the phase diagram of two interacting Kitaev wires in the presence of (local) Gaussian disorder in the form of a fluctuating chemical potential. We investigated the stability of the real-space topological marker C previously established in [24], and further developed the quantum field theoretical description of the *doubly critical Ising* phase (DCI) far-from half-filling [24, 32], to include Gaussian disorder.

We find that the Chern marker follows the behaviour of other topological probes (topological gap, entanglement spectrum and edge-mode amplitudes) also when strong

repulsive interactions are included between the chains. We verify a solid correspondence up to values of $\sigma/t \approx 0.5$ for $g/t = 2.0$. Beyond this, fluctuations in the correlation functions become significant, and the C markers become increasingly blurry as a function of σ/t and μ/t . This establishes the Chern marker as a powerful tool to probe topological phases of interacting Kitaev wires, and offers a complementary approach to [18].

Our quantum field theoretic approach gives a comprehensive description near the critical region and far-from half-filling, where we demonstrated that interactions stabilize the DCI phase against inversion symmetric disorder. We further emphasize the usefulness of nearest-neighbor correlation functions to quantify the amount of localization physics at criticality. The QFT approach is not limited to the critical region, and we show how the 2MF for non-zero inter-wire hopping t_\perp [24] as well as the Mott transition close to half-filling remains stable for comparatively large values of σ/t .

To the best of our knowledge, this is the first time an interaction protected transition from disordered to critical phase is found for topological superconducting wires. All in all, the reinforcing nature of repulsive Coulomb interactions on the topological region is a promising sign for potential applications in quantum computing and information storage. Open questions related to the interplay between the critical modes and hard boundaries (or impurities) paves the way for further studies.

ACKNOWLEDGEMENTS

Frederick del Pozo would like to thank the Ecole Doctorale of IP Paris for continued financial support throughout the project. In addition, Frederick del Pozo would like to thank in particular Sariah al Saati and Ephraim Bernhardt for insightful discussions and comments throughout the project. Karyn Le Hur thanks the Deutsche Forschungsgemeinschaft (DFG), German Research Foundation under Project No. 277974659, for financial support. Olesia Dmytruk acknowledges support from the ERC Starting Grant, Grant Agreement No. 101116525.

Appendix A: Kitaev wire and correlation functions

We introduced the Hamiltonian of the interacting Kitaev wire in Eq. (1). Here, we present a quick derivation of the correlation functions $\langle c_{j+1}^\dagger c_j \rangle$ and $\langle c_j^\dagger c_{j+1} \rangle$ for the BCS ground state. We include weak interaction effects and reproduce the linear evolution of the QCP with the interaction V [19] through a simple mean-field theory which modifies linearly the hopping and pairing terms while maintaining the form of the BCS wavefunction. We emphasize that this approach is purely qualitative. In the Luttinger liquid formalism, it corresponds to the inclusion of an interaction of the form $\frac{V}{\pi^2} (\partial_x \phi_\sigma)^2$ [42] followed by discarding the renormalization of the Luttinger

parameter, so that only the Fermi velocity (or identically t) is renormalized linearly with V . Introducing the hopping channels $\langle c_j^\dagger c_{j+1} \rangle$, $\langle c_{j+1}^\dagger c_j \rangle$ and pairing channels $\langle c_j^\dagger c_{j+1}^\dagger \rangle$, $\langle c_{j+1} c_j \rangle$, we write the mean-field Hamiltonian

$$H_K^{MF} = - \sum_{j=1}^N \mu c_j^\dagger c_j - \sum_{j=1}^{N-1} \left(c_j^\dagger c_{j+1} (t + V \langle c_{j+1}^\dagger c_j \rangle) + \text{h.c.} \right) + \sum_{j=1}^{N-1} \left(c_j^\dagger c_{j+1}^\dagger (\Delta + V \langle c_{j+1} c_j \rangle) + \text{h.c.} \right). \quad (\text{A1})$$

We naturally introduce the notations

$$t_{\text{eff}} = t + V \langle c_{j+1}^\dagger c_j \rangle, \quad \Delta_{\text{eff}} = \Delta + V \langle c_{j+1} c_j \rangle. \quad (\text{A2})$$

The BCS ground state takes the general form

$$|\psi_{GS}\rangle = \mathcal{R} \prod_{0 < k < \frac{\pi}{a}} (u_k + v_k c_k^\dagger c_{-k}^\dagger) |0\rangle, \quad (\text{A3})$$

where $\mathcal{R} = (\delta_{\mu < -2t_{\text{eff}}} + (1 - \delta_{\mu < -2t_{\text{eff}}}) c_0^\dagger) \cdot (\delta_{\mu < 2t_{\text{eff}}} + (1 - \delta_{\mu < 2t_{\text{eff}}}) c_\pi^\dagger) |0\rangle$. We can absorb the phase of Δ through the gauge transform $c_j \rightarrow e^{i\frac{\varphi}{2}} c_j$ and therefore consider Δ and Δ_{eff} real without loss of generality in the following. Finally, if we define

$$\cos \theta_k = \frac{-\mu - 2t_{\text{eff}} \cos k}{E_k}, \quad \sin \theta_k = \frac{2\Delta_{\text{eff}} \sin k}{E_k} \quad (\text{A4})$$

$$E_k = \sqrt{(\mu + 2t_{\text{eff}} \cos k)^2 + 4\Delta_{\text{eff}}^2 \sin^2 k}, \quad (\text{A5})$$

and we have $u_k = \cos \frac{\theta_k}{2}$ and $v_k = i \sin \frac{\theta_k}{2}$. Here, we naturally assume that the lattice spacing a is set to unity. Standard computations lead to

$$\langle \psi_{GS} | c_j^\dagger c_{j+1} | \psi_{GS} \rangle = \frac{1}{\pi} \int_0^\pi dk |v_k|^2 \cos k \quad (\text{A6})$$

$$= -\frac{1}{2\pi} \int_0^\pi dk \cos \theta_k \cos k \quad (\text{A7})$$

and similarly $\langle \psi_{GS} | c_j^\dagger c_{j+1}^\dagger | \psi_{GS} \rangle = \frac{1}{2\pi} \int_0^\pi \sin \theta_k \sin k dk$. We focus first on the limit where $\mu = 0$ and $\Delta_{\text{eff}} = t_{\text{eff}}$. Straightforward replacement gives $\theta_k = \pi - k$ and

$$\langle \psi_{GS} | c_j^\dagger c_{j+1} | \psi_{GS} \rangle = \langle \psi_{GS} | c_j^\dagger c_{j+1}^\dagger | \psi_{GS} \rangle = \frac{1}{4}. \quad (\text{A8})$$

The line $\mu = 0$ and $\Delta_{\text{eff}} = t_{\text{eff}}$ is therefore stable under self-consistent mean-field. If we start on this line, the interactions simply renormalize t and Δ in $t + \frac{V}{4}$ and Δ in $\Delta + \frac{V}{4}$, so that only the velocity is renormalized. The system can still be diagonalized in terms of Majorana fermions [32, 34]. In this sense, fixing $t = \Delta$ in the calculation above remains legitimate in the presence of (weak) interactions. Following these facts, in the present article, for the clean case we will apply the form of Eq. (A6) which is gauge independent for the correlation function and is equal to $\frac{1}{4}$ if $t = \Delta$.

The quantum critical points are reached when $\mu = \pm 2t_{\text{eff}}$, where we can similarly evaluate the correlation function. Let us consider $\mu = 2t_{\text{eff}}$ and $\Delta_{\text{eff}} = t_{\text{eff}}$ for simplicity. Then θ_k is equal to $\frac{\pi}{2} - \frac{k}{2}$, and

$$\langle \psi_{GS} | c_j^\dagger c_{j+1} | \psi_{GS} \rangle = \frac{1}{3\pi} \sim 0.106, \quad (\text{A9})$$

whilst $\langle \psi_{GS} | c_j^\dagger c_{j+1}^\dagger | \psi_{GS} \rangle = \frac{2}{3\pi}$. This computation gives us a good intuition on the shift of the effective critical chemical potential under the addition of the interaction: $\mu_{\text{eff}} = 2(t + \frac{1}{3\pi}V)$ for $\Delta = t - \frac{V}{3\pi}$. The evaluation of the

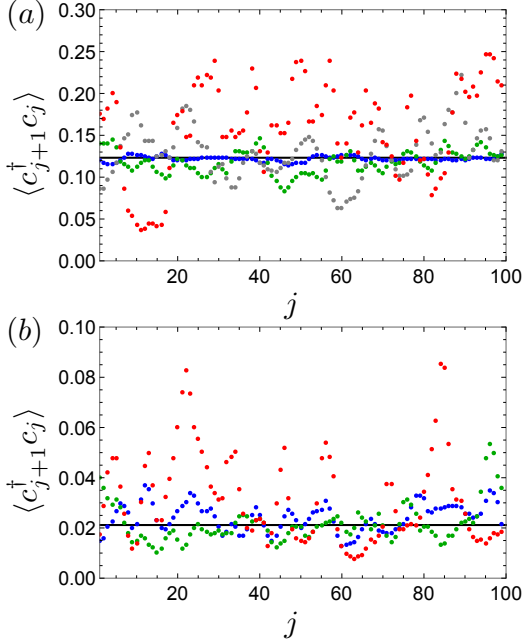


FIG. 12. (a) Correlation function $\langle c_{j+1}^\dagger c_j \rangle$ as a function of the lattice site j for the disordered Kitaev wire close to the phase transition ($\mu = -1.95t$) with PBCs. For the clean wire $\langle c_{j+1}^\dagger c_j \rangle \approx 0.123$ (black solid line). Single realization of the Gaussian disorder with $\sigma = 0.05t$ (blue), $\sigma = 0.2t$ (green), $\sigma = 0.5t$ (gray) $\sigma = t$ (red). (b) Correlation function $\langle c_{j+1}^\dagger c_j \rangle$ as a function of the lattice site j for the disordered Kitaev wire in the trivial phase ($\mu = -3t$) with PBCs. For the clean wire we obtained that $\langle c_{j+1}^\dagger c_j \rangle \approx 0.021$ (black solid line). Single realization of the Gaussian disorder with $\sigma = 0.5t$ (blue), $\sigma = 0.7t$ (green), and $\sigma = t$ (red). Other parameters are chosen as $\Delta = t = 1$, and $N = 100$.

mean-field critical line for $t = \Delta$ can readily be done numerically, without significant qualitative change. We can also evaluate these correlation functions analytically as a function of the chemical potential within the same approach which agrees with the black solid line in Figs. 12. These figures also show the evolution of the correlation functions as a function of disorder strength in the vicinity of the QCP with ED. We can verify the numerical results

of Fig. 13 with the analytical formula

$$\langle \psi_{GS} | c_j^\dagger c_{j+1} | \psi_{GS} \rangle = \frac{1}{2\pi} \int_0^\pi \frac{e^{-ik} \text{sgn}(t \cos k + \frac{\mu}{2})}{\sqrt{1 + \frac{\Delta^2 \sin^2 k}{(t \cos k + \frac{\mu}{2})^2}}} dk. \quad (\text{A10})$$

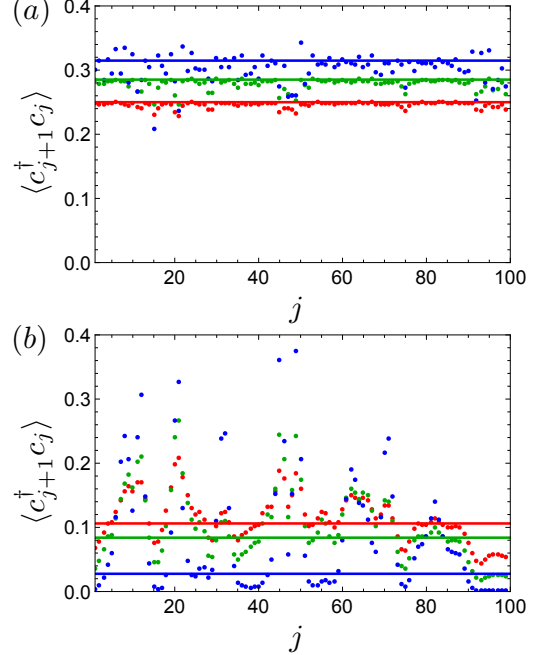


FIG. 13. Correlation function $\langle c_{j+1}^\dagger c_j \rangle$ as a function of the lattice site j for the disordered Kitaev wire with PBCs calculated for a single realization of the Gaussian disorder with $\sigma = 0.5t$ for $\Delta = t$ (red), $\Delta = 0.5t$ (green) and $\Delta = 0.1t$ (blue). (a) In the topological phase with $\mu = 0$ for the clean wire case $\langle c_{j+1}^\dagger c_j \rangle = 1/4$ (horizontal red solid line) for $\Delta/t = 1$. The value of the correlation function increases with decreasing Δ/t : $\langle c_{j+1}^\dagger c_j \rangle \approx 0.285$ (horizontal green solid line) for $\Delta/t = 0.5$ and $\langle c_{j+1}^\dagger c_j \rangle \approx 0.315$ (horizontal blue solid line) for $\Delta/t = 0.1$. (b) At the QCP $\mu = -2t$ for the clean wire case $\langle c_{j+1}^\dagger c_j \rangle = 1/(3\pi)$ (horizontal red solid line) for $\Delta/t = 1$. The value of the correlation function decreases with decreasing Δ/t : $\langle c_{j+1}^\dagger c_j \rangle \approx 0.084$ (horizontal green solid line) for $\Delta/t = 0.5$ and $\langle c_{j+1}^\dagger c_j \rangle \approx 0.028$ (horizontal blue solid line) for $\Delta/t = 0.1$, and $N = 100$ sites.

Appendix B: RG approach for the disordered wires

1. One and two wires at weak interactions

Here, for completeness, we prove the stability of the topological p-wave superconducting phase in the presence of Gaussian disorder in the bulk, through RG flows equations, for one and two wires. We use the notations of Giamarchi and Schulz related to our previous analysis

of Ref. [32] for the two (clean) wires at weak interactions g . This approach implicitly assume that the Fermi velocity $v_F = 2ta \sin k_F$ is of the order of t such that the kinetic term will be described through the Luttinger liquid theory. The chemical potential is then fixed such that $-2t \ll \mu \ll 2t$.

Suppose we begin with two wires when $g = 0$. We can introduce the fermion operators $c_{\pm 1, \sigma=1,2}^\dagger(x)$ similarly as in Ref. [32]. The symbol 1,-1 refers to right- and left-moving particles and $\sigma = 1, 2$ labels the wire. Here, we apply the continuum description such that $c_j \rightarrow \frac{c(x)}{\sqrt{a}}$ with a the lattice spacing. The fluctuating potential modelling disorder effects can be included through a term $V_\sigma(x)c_{1,\sigma}^\dagger(x)c_{-1,\sigma}(x) + h.c.$. Within the bosonization technique, this gives rise to an additional term in the Lagrangian $\frac{V_\sigma}{2\pi\alpha} \cos(2\phi_\sigma(x))$, with the short-distance cutoff α . This can be chosen proportional (or equal to) the lattice spacing a , but we keep this second scale explicit for completeness. In the presence of a Gaussian probability distribution with $V \sim \delta\mu$ then from Gaussian integrals tricks, this gives rise to an effective term in the action [42]

$$- \int dx \int d\tau \int d\tau' \frac{\mathcal{D}_\sigma}{(2\pi\alpha)^2} \cos[2\phi_\sigma(x, \tau) - 2\phi_\sigma(x, \tau')]. \quad (\text{B1})$$

We suppose here that the forward scattering term is independent and does not modify the RG flow dominated by the backward scattering term \mathcal{D} . We also have the identity $\overline{V_\sigma(x)V_\sigma(x')} = \mathcal{D}_\sigma \delta(x - x')$, when averaging over disorder realizations, which implies that the action has only one integral in space and two integrals in time. The parameter \mathcal{D}_σ plays a similar role as the variance of the Gaussian distribution that was also defined as σ for the lattice calculation. Since for weak disorder, various distributions can be approximated through a Gaussian distribution the results below will be generally applicable in the presence of weak disorder.

To derive the RG flows for the disorder amplitude \mathcal{D}_σ and the pairing term Δ_σ , we present here a simple approach through the invariance of the partition function. If we include the pairing terms and disorder perturbatively, we can apply the Luttinger liquid results [42]

$$\begin{aligned} \langle [\phi_\sigma(r) - \phi_\sigma(0)]^2 \rangle_0 &= K_\sigma F(r) \\ \langle [\theta_\sigma(r) - \theta_\sigma(0)]^2 \rangle_0 &= K_\sigma^{-1} F(r), \end{aligned} \quad (\text{B2})$$

with $r = (x, \tau)$ and

$$F(r) = \frac{1}{2} \log \frac{x^2 + (|\tau|^2 + \alpha)^2}{\alpha^2} \quad (\text{B3})$$

which dominates the behavior of correlation functions within the quadratic Luttinger liquid theory denoted through the symbol $_0$. For simplicity, the velocity is set to unity such that space and imaginary time have the same dimension. To have the action dimensionless, this requires that \mathcal{D}_σ has the same dimension as the inverse

of a length. It is then useful to introduce the dimensionless variable $\tilde{\mathcal{D}}_\sigma = \mathcal{D}_\sigma \alpha$. The Luttinger parameter K_σ is equal to one for free electrons. In general, Coulomb interactions effects will modify the value of K_σ as well as the velocity.

The invariance of the partition function $\mathcal{Z}(\alpha) = \mathcal{Z}(\alpha')$ or of the physics when modifying slightly the short-distance cutoff can be revealed through the identification of correlation functions for the Luttinger liquid theory

$$\langle e^{i2(\phi_\sigma(x, \tau) - \phi_\sigma(x, \tau'))} \rangle_0 = e^{-2\langle (\phi_\sigma(x, \tau) - \phi_\sigma(x, \tau'))^2 \rangle_0}. \quad (\text{B4})$$

This is equivalent to say that the physics at long wavelength would not depend on the definition of the short-distance cut-off (comparable to the lattice spacing) being α or 2α . $\mathcal{Z}(\alpha) = \mathcal{Z}(\alpha')$ then leads to the relation $\frac{\tilde{\mathcal{D}}_\sigma(\alpha')}{\tilde{\mathcal{D}}_\sigma(\alpha)} = \left(\frac{\alpha'}{\alpha}\right)^{3-2K_\sigma}$, such that for a small variation $\alpha' = \alpha e^{dl}$ we find [41, 42]

$$\frac{\partial \tilde{\mathcal{D}}_\sigma}{\partial l} = (3 - 2K_\sigma) \tilde{\mathcal{D}}_\sigma. \quad (\text{B5})$$

We can then introduce the pairing term Δ in each wire which gives rise to a term $\frac{2\Delta \sin(k_F)}{\pi\alpha} \cos(2\theta_\sigma)$ in the Lagrangian. We can then introduce a dimensionless pairing function $\tilde{\Delta} = \Delta\alpha$ such that reproducing the same calculation as above leads to $\frac{\partial \tilde{\Delta}^2}{\partial l} = \left(4 - \frac{2}{K_\sigma}\right) \tilde{\Delta}^2$. The factor 4 instead of 3 comes from the fact that when developing the action to second order in Δ then we have two integrals on time and two integrals on space. This is also equivalent to

$$\frac{\partial \tilde{\Delta}}{\partial l} = \left(2 - \frac{1}{K_\sigma}\right) \tilde{\Delta}. \quad (\text{B6})$$

For free electrons since $K_\sigma = 1$ (or weak interactions within each wire compared to the pairing term) then we observe that disorder and pairing term will flow similarly to strong couplings such that we can justify the stability of the p-wave superconductor until $\tilde{\mathcal{D}}_\sigma(\alpha) < \tilde{\Delta}_\sigma(\alpha)$ which is similar to say $\sigma < \Delta$ within the lattice definitions. The equation for $\tilde{\Delta}$ can be solved analytically introducing the length L of the wire such that $\alpha'/\alpha = \log(L/\alpha)$. The parameter $\tilde{\Delta}$, which is supposed to be small at short length scales allowing us to develop the action to second-order in perturbation theory, will then reach the strong-coupling fixed point when $\tilde{\Delta}(L^*) \sim 1$ (which is defined to be of the order of the kinetic term where we set the velocity being equal to one).

Therefore, at the length scale $L^* \sim \alpha \left(\tilde{\Delta}(\alpha)\right)^{\frac{1}{2-\frac{1}{K_\sigma}}}$ this is the same as if $\Delta^* = \Delta(L^*) \sim t$. In the equation for L^* , $\Delta(\alpha) = \Delta$ refers to the bare value of the pairing term at short distance.

Therefore, this implies that in the bulk, under the RG flow, the physics of the p-wave SC will remain very similar as long as $\sigma < \Delta$ even if we begin with $\Delta < t$. At the low-energy fixed point or long-wavelength limit, this

is then similar to pin the phase θ_σ to a minimum of the cosine potential. In this sense, the $\phi_\sigma(x, \tau)$ variable fluctuates strongly such that effectively $\langle \cos(2\phi_\sigma(x, \tau)) \rangle \sim 0$ similarly as if we would average equally on all angles for $\phi_\sigma \in [0; 2\pi]$. We can then summarize that as long as $\sigma < \Delta$, then the correlation function will remain (almost) identical $\langle c_{j+1}^\dagger c_j \rangle \sim \frac{1}{4}$. This conclusion remains also valid in the presence of an asymmetry in the pairing terms in the two wires as long as $(\Delta_1(\alpha), \Delta_2(\alpha)) > \mathcal{D}$. However, when increasing the Coulomb interaction in a wire, resulting in decreasing K_σ , we observe that localization may develop in the weak- Δ limit.

$$\frac{\tilde{\mathcal{D}}_\sigma}{(2\pi)^2 \alpha^3} \cos \left(2 \left(\frac{\phi_+(x, \tau') \pm \phi_-(x, \tau')}{\sqrt{2}} - \frac{\phi_+(x, \tau) \pm \phi_-(x, \tau)}{\sqrt{2}} \right) \right). \quad (\text{B8})$$

in the Lagrangian. This gives rise to the RG equations

$$\begin{aligned} \frac{\partial \tilde{\mathcal{D}}_\sigma}{\partial l} &= (3 - K_+ - K_-) \tilde{\mathcal{D}}_\sigma \\ \frac{\partial \tilde{\Delta}^{(1)}}{\partial l} &= \left(2 - \frac{1}{2} (K_+^{-1} + K_-^{-1}) \right) \tilde{\Delta}^{(1)}, \end{aligned} \quad (\text{B9})$$

with the Luttinger parameters [32] $K_\pm^{-1} = \sqrt{1 \pm \frac{g}{\pi v_F}}$. For small g values, these RG equations can be simplified

$$\frac{\partial \tilde{\mathcal{D}}_\sigma}{\partial l} = \left(1 - \frac{3}{4} \frac{g^2}{v_F^2} \right) \tilde{\mathcal{D}}_\sigma \quad \text{and} \quad \frac{\partial \tilde{\Delta}^{(1)}}{\partial l} = \left(1 + \frac{1}{8} \frac{g^2}{v_F^2} \right) \tilde{\Delta}^{(1)}. \quad (\text{B10})$$

To summarize, for weak interactions between wires, we observe that this now helps the pairing term to grow to strong couplings faster compared to disorder effects.

2. Mott transition close to half-filling

The bosonic representation of two interacting Kitaev wires close to half-filling has been derived prior in [32]. Here we summarise the main results of this derivation.

Bosonization is performed close to the Fermi-momentum k_F , which at half-filling results in a Fermi velocity $v_F = 2t \sin(k_F) \approx 2t$. The individual bosonic modes on each wire can be combined into the bonding/anti-bonding basis \pm , and results in the following Hamiltonian

$$\begin{aligned} H = \sum_{\varepsilon=\pm} \int dx \frac{v_{F,\varepsilon}}{2\pi} & \left(K_\varepsilon (\partial_x \theta_\varepsilon)^2 + K_\varepsilon^{-1} (\partial_x \phi_\varepsilon)^2 \right) \\ & + \frac{g_\varepsilon}{\alpha^2} \cos(2\sqrt{2}\phi_\varepsilon) - \frac{\Delta_\varepsilon^{(2)}}{\alpha^2} \cos(2\sqrt{2}\theta_\varepsilon) \\ & + \frac{\Delta_\varepsilon^{(1)}}{\alpha^2} \cos(\sqrt{2}\theta_+) \cos(\sqrt{2}\theta_-). \end{aligned} \quad (\text{B11})$$

The bare values of g_\pm are $\mp g/(2\pi^2)$, whilst $\Delta^1(0) = \frac{4\Delta\alpha}{\pi}$. The bare values of the \pm Fermi velocities and Luttinger parameters are given by

$$v_{F,\pm} = v_F \sqrt{1 \pm \frac{g}{\pi v_F}}, \quad K_\pm(0) = \frac{1}{\sqrt{1 \pm \frac{g}{\pi v_F}}} \quad (\text{B12})$$

Including a weak Coulomb interaction g between wires, it is then judicious to introduce the modes $\phi_\pm = \frac{1}{\sqrt{2}}(\phi_1 \pm \phi_2)$ and similarly for the θ_\pm variables mixing the two wires. We can then proceed along the lines of Ref. [32] re-writing the term in the Lagrangian associated to the pairing term Δ as

$$\frac{\Delta^{(1)}}{\alpha^2} \cos(\sqrt{2}\theta_+) \cos(\sqrt{2}\theta_-). \quad (\text{B7})$$

The disorder term in each wire gives a term of the form

The superconducting pairing is reflected in the pairing $\Delta_\pm^{(1)}$, whilst the mixed \pm pairing $\Delta^{(1)}$ is zero in the bare Hamiltonian with non-zero contributions generated through the RG flows

$$\begin{aligned} \frac{dK_\pm}{dl} &= -\frac{2\pi^2 g_\pm^2}{v_{F,\pm}^2} K_\pm^2 + \frac{2\pi^2 (\Delta_\pm^{(2)})^2}{v_{F,\pm}^2} + \frac{\pi^2 (\Delta^{(1)})^2}{4v_{F,+}v_{F,-}} \\ \frac{dg_\pm}{dl} &= (2 - 2K_\pm) g_\pm \\ \frac{d\Delta^{(1)}}{dl} &= \left(2 - \frac{1}{2} (K_+^{-1} + K_-^{-1}) \right) \Delta^{(1)} \\ \frac{d\Delta_\pm^{(2)}}{dl} &= (2 - 2K_\pm^{-1}) \Delta_\pm^{(2)} + \frac{2\pi^2 (\Delta^{(1)})^2}{v_{F,\mp}}. \end{aligned} \quad (\text{B13})$$

By summing the disorder contribution in (B8) over the wire labels σ , and fixing $\mathcal{D}_1 = \mathcal{D}_2 \equiv \mathcal{D}$. The resulting flow equations are equivalent to those in [41]: In addition to a renormalization of the Luttinger parameters $\frac{dK_\pm}{dl} = -\frac{u_\pm}{2u_-} K_\pm^2 \mathcal{D}(l)$ disorder also renormalizes the Fermi velocities due to the space/time asymmetry [41]

$$\frac{dv_{F,\pm}}{dl} = -\frac{v_{F,\pm}^2}{2v_{F,-}} K_\pm \mathcal{D} \quad (\text{B14})$$

As this effect is linear in the disorder strength, it can be neglected in the flows $\sim \mathcal{D}$ in (B13), but not in the flows of $\Delta^{(1)}$ and $\Delta^{(2)}$.

The derivation of the above RG equations was technically done in [41] for a disorder term

$$\begin{aligned} & \sim \cos(\sqrt{2}\phi_+(r)) \cos(\sqrt{2}\phi_+(r')) \\ & \times \cos(\sqrt{2}(\phi_-(r) - \phi_-(r'))), \end{aligned} \quad (\text{B15})$$

and not as in our case

$$\cos(\sqrt{2}(\phi_+(r) - \phi_+(r'))) \cos(\sqrt{2}(\phi_-(r) - \phi_-(r'))) \quad (\text{B16})$$

However, the derivation of the flow equations in the Appendix of [41] can be applied to our disorder term, since the only non-zero terms in $\langle \prod_i e^{iA_i \phi(r_i)} \rangle$ are those which satisfy the neutrality condition $\sum_i A_i = 0$ [42]. This means, that the resulting terms in the RG calculation of both operators coincide, and we obtain equivalent RG equations as in [41].

3. Far-from half-filling and in the DCI phase

Here we discuss the effects of disorder on two superconducting wires along the critical line $g_\phi = 0$ [24, 32], around which at large enough interactions the DCI phase opens up. We include on-site disorder directly into the QFT description around the critical line, found to be a $c = 1$ chiral Luttinger liquid [24] with Sine-Gordon like interaction in the bosonized form [24, 32]. We first derive the representation of the disorder Hamiltonian in the chiral basis, and subsequently bosonize after which we a disorder averaging along the lines of [41] gives the flow-equations quantifying the competition between disorder and interactions. Finally, we offer a discussion on the physical picture. Reformionizing the final action gives insight into the way that disorder and interactions compete and give rise to the final phase diagram shown schematically in Fig. 4.

a. Disorder in the chiral fermion basis

We consider an on-site disorder potential of the form $\mu^\sigma(x) = \mu + \delta\mu^\sigma(x)$ with $\delta\mu^\sigma(x)$ given by a Gaussian distribution centered around $\mu = 0$ and with variance σ^2 on each wire. We may write this equivalently in terms of symmetric disorder $2\mathcal{V} = \delta\mu^1 + \delta\mu^2$ across both wires, and asymmetric disorder $2\nu = \delta\mu^1 - \delta\mu^2$. For \mathcal{V} , the fluctuations enter the tight-binding Hamiltonian as the following (in the continuum limit) [24] density term $n_x = \sum_\sigma c_{x,\sigma}^\dagger c_{x,\sigma}$

$$H_{dis} = \int_x \mathcal{V}(x) n_x dx = \int_x \mathcal{V}(x) \Gamma_x^\dagger \Theta_x dx + \text{hc.} \quad (\text{B17})$$

Introducing the chiral modes $\psi_{R/L}$ defined in (12) we find that disorder takes the well known Giamarchi-Schulz [41] cosine potential after bosonization [24]

$$H_{dis,\mathcal{V}} = \int_x dx \frac{\mathcal{V}(x)}{2\pi\alpha} \cos(2\phi(x,t)). \quad (\text{B18})$$

Similarly, the asymmetric disorder $\nu(x)$ enters as a term proportional to $\Delta n_x = n_x^1 - n_x^2$, ie.

$$H_{dis,\nu} = \int_x \nu(x) \Delta n_x dx = \int_x \Gamma_x^\dagger \Theta_x^\dagger dx + \text{hc.} \quad (\text{B19})$$

Similarly after bosonization we find [24]

$$H_{dis,\nu} = \int_x dx \frac{\nu(x)}{2\pi\alpha} \cos(2\theta(x,t)). \quad (\text{B20})$$

b. Disorder average for RG equations

The disorder averaging can now be done along the same lines as in appendix , ie. using the replica-field method [41, 43]. For a general and broad range of disorder realisations, the fluctuations $\mathcal{V}(x)$ and $\nu(x)$ are uncorrelated distributions, such that any cross terms $\langle \mathcal{V}(x) \nu(x) \rangle = 0$. Defining the Gaussian covariance matrices $\mathcal{D}_{\phi/\theta}^{ab} = \delta^{ab} \mathcal{D}_{\phi/\theta}$ respectively, disorder averaging with the replica method produces the following two operators in the “effective” action

$$\delta S_{dis} = \sum_{\epsilon=\pm} \int_{x,\tau,\tilde{\tau}} \left(\frac{\mathcal{D}_{\phi}^{ab}}{\alpha^2} \cos(2\phi_a(x,\tau) + 2\epsilon\phi_b(x,\tilde{\tau})) + \frac{\mathcal{D}_{\theta}^{ab}}{\alpha^2} \cos(2\theta_a(x,\tau) + 2\epsilon\theta_b(x,\tilde{\tau})) \right) dx d\tau d\tilde{\tau} \quad (\text{B21})$$

In the case of homogeneous (or symmetry-preserving) disorder $\nu = 0$, we therefore obtain the well known Giamarchi-Schulz type disorder potential [41]. In the presence of a de-tuning ν , both potentials compete against each other in a similar way as t_\perp and g in the Kitaev ladder case [24]. Due to the two fields ϕ and θ being conjugate variables to each other, the scaling dimensions of the cos operators are inverted. Therefore, we find for the flow equations of g_ϕ as before and \mathcal{D}_ϕ and \mathcal{D}_θ the following expressions

$$\frac{\partial \mathcal{D}_\phi}{\partial l} = (3 - 2K) \mathcal{D}_\phi, \quad \frac{\partial \mathcal{D}_\theta}{\partial l} = \left(3 - \frac{2}{K} \right) \mathcal{D}_\theta, \quad (\text{B22})$$

together with $\frac{\partial g_\phi}{\partial l} = (2 - K) g_\phi$. Finally, we also find additional contributions to the flow of the Luttinger parameter K . In the disorder-free case these arise from contributions of g_ϕ [24, 32, 42], and can be derived from the correlation functions $C(r - \tilde{r}) = \langle e^{i\phi(r)} e^{-i\phi(\tilde{r})} \rangle$, as corrections to the “free” correlation function $F(r - \tilde{r})$ introduced in (B2) and (B3) above. As \mathcal{D}_ϕ already contributes an operator $\sim \cos(2\phi)^2$, such a contribution to K is of linear order in \mathcal{D}_ϕ . Therefore, following a tedious but straight-forward calculation, beautifully summarized in [42], we find

$$\frac{\partial K}{\partial l} = -\frac{4\pi^2 K^2}{v_F^2} \left[g_\phi^2 + \left(\mathcal{D}_\phi - \frac{\mathcal{D}_\theta}{K^2} \right) \right] \quad (\text{B23})$$

The \mathcal{D}_θ term is accounted for in a very similar fashion, however it naturally dresses the inverse Luttinger parameter K^{-1} . However, using $\partial_l K^{-1} = -K^{-2} \partial_l K$ we readily find that \mathcal{D}_θ dresses K linearly and pushes it to strong coupling. Thus, \mathcal{D}_ϕ and g_ϕ compete with \mathcal{D}_θ in the RG flow of K . However, all of these considerations are made from a perturbative approach of disorder and are therefore suited as an indicative analysis on the interacting phase diagram of two Kitaev wires. For a more detailed dive into the various localized phases and scaling properties of the RG equations, we envision an analysis along

the lines outlined in [43] and the Gaussian Variational Method. This was beyond the scope of the current study and describes an interesting project to be addressed in the future.

c. Inter-wire hopping

Due to the occurrence of both $n^1 \pm n^2$ terms in the presence of disorder, a change of basis into the bonding/anti-bonding basis [24] is no longer useful. We therefore bosonize the effects of an inter-wire hopping term

$$H_{\perp} = t_{\perp} \sum_j c_j^{\dagger,1} c_j^2 + \text{hc.}, \quad (\text{B24})$$

directly using the definitions in Appendix B 3. This leads to an additional operator $H_{\perp} = -\frac{t_{\perp}}{\pi\epsilon} \int_x dx \sin(2\theta)$. This expression is slightly different from [24], where a change of basis to the bonding/anti-bonding basis was made[47]. The flow of $\sin(2\theta)$ is the same as that of $\cos(2\theta)$ due to only a global phase difference, such that we find the final flow equations

$$\begin{aligned} \frac{\partial K}{\partial l} &= -\frac{4\pi^2}{v_F^2} (K^2 g_{\phi}^2 - \tilde{t}_{\perp}^2 + \mathcal{D}_{\phi} K^2 - \mathcal{D}_{\theta}) \\ \frac{\partial \tilde{t}_{\perp}}{\partial l} &= (2 - K^{-1}) \tilde{t}_{\perp}, \quad \frac{\partial \mathcal{D}_{\theta}}{\partial l} = (3 - 2K^{-1}) \mathcal{D}_{\theta} \end{aligned} \quad (\text{B25})$$

Appendix C: DMRG and other numerical specifics

In the following appendix we provide further details on the numerical results presented for the two interacting and disordered wires. We first present a summary of the DMRG procedure used throughout the paper, and then provide further details on the topics of convergence and system sizes. We then present the additional figures and discussions regarding the topological marker in the presence of disorder. Finally, we also briefly address the numerical implementations of the flow equations and associated critical length scales.

1. DMRG algorithm and convergence

Throughout this paper we use the GS approximation scheme known as *density matrix renormalization group* (DMRG) method, in the case of two coupled and interacting (disordered) wires. Reformulated in terms of Matrix Product States (MPS), it has found its way to become a widely respected tool, notably with implementations in C++ and Julia through the ITensors package [48]. Developed by White in the early nineties [49, 50], the procedure efficiently computes the lowest lying eigenstates of (quasi)-one dimensional systems. For a pedagogical introduction we refer the reader to [51], whilst the standard review with respect to the MPS formulation is [52].

Our current implementation for the two interacting Kitaev wires was developed in the context of [24], and we summarize here the key features discussed therein. A natural formulation of the DMRG method is achieved for one-dimensional chains, such that for (quasi)-two-dimensional systems like our coupled wires we recast the ladder onto a 1d chain. This map is not unique, and specific choices are made strategically dependent on the model. With both inter-chain hopping t_{\perp} and interaction $\sim g$, we choose a zig-zag pattern as in [24]. In the case of PBCs, an additional link was added between the last and first sites. Lastly, we note the importance of resolving the individual parity sectors explicitly, as the total parity of the individual wires is conserved in the absence of inter-wire hopping. Therefore the physical GS is in an explicit mixture $|GS\rangle = \alpha|GS, 1\rangle + \beta|GS, 2\rangle$ of both parity sectors $(P_1, P_2) = (0, 1)$ and $(1, 0)$, and as was shown in [24] the DCI phase with PBCs is characterized by the many body entangled state, ie. $\alpha = \beta = \frac{1}{\sqrt{2}}$.

For the convergence of the GS, we typically chose a GS energy variance cut-off value of 10^{-5} or 10^{-6} , irrespective of the phase. However, gapped phases converge both quicker and “better”, with higher degrees of convergence reached deep in the topological and trivial phases. For specifics on the link dimensions, system-sizes and convergence of the entanglement entropy, we refer the reader to the following sections where a more detailed analysis is performed also with comparison to the Majorana fermion edge modes.

2. OBC Chern markers for two wires

Throughout the paper, we present results obtained from DMRG for finite wires of length $L = Na$ per chain. That means, we perform DMRG for a combined length of $2N$, setting $a = 1$ computationally. We encountered numerous differences between open boundaries and PBCs. As pointed out in [24], the C marker is derived from the momentum space representation, and thus we expect deviations from the perfectly quantized values already at $g/t = 0.0$ for finite chains. The second is, that with OBCs, the Kitaev wire presents two edge-modes per wire, localized at either extremities of the chain. These have a non-zero overlap, and thus lift the GS degeneracy due to a splitting of the energies. We therefore present also a scaling analysis, and compare the Chern markers, energy gaps as well as entanglement spectra as a function of system size N , up to $N = 200$ sites per wire.

Firstly, for the clean and non-interacting wire, we note that the deviation from a quantized value $C = 1$ seems to be primarily due to the finite splitting of the entanglement spectra, as opposed to the GS energy. As can be seen in figure 14 below, for a comparison of different system sizes at $t = \Delta$ and $\mu/t = 1.8$ (ie. close to the QCP), the Chern marker still improves toward $C = 1$ for $N = 100$ sites, despite the GS spectrum being four-fold degenerate within presented accuracy. A comparison

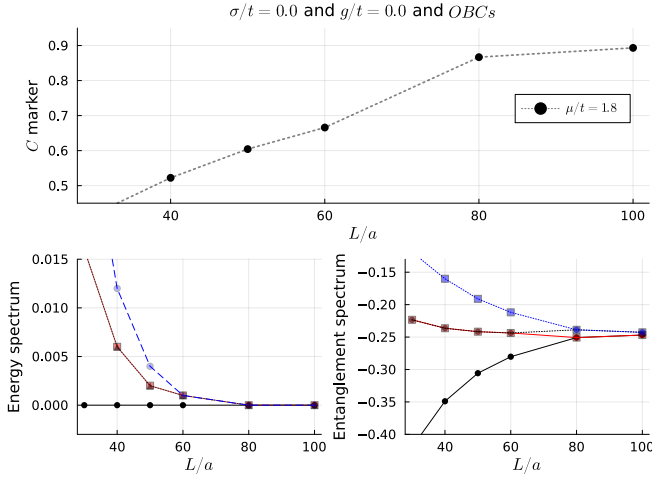


FIG. 14. Clean and non-interacting case at $\mu/t = 1.8$ for $t = \Delta = 1.0$. Edge mode overlap results in exponential splitting of the GS spectrum. Whilst the energy spectrum becomes four-fold degenerate already at $N = 80$ sites, the entanglement spectrum remains doubly degenerate. Increasing N further we see how C remains sensitive to the entanglement spectrum, rather than the energy gap.

to the entanglement spectrum reveals a finite splitting, with the spectrum only being two-fold degenerate as opposed to the expected four-fold. This suggests the Chern marker acts also as an “entanglement” marker, which is not counterintuitive given the fact that all orders of long-range correlations contribute equally to C .

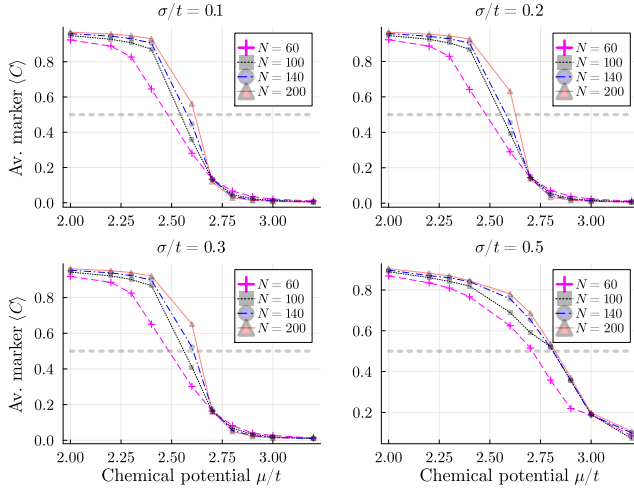


FIG. 15. Interaction $g/t = 2.0$ and $t = \Delta = 1.0$. Averaged C marker for $M = 50$ realisations compared across different system sizes.

Whilst the Chern marker improves drastically compared to smaller values of N , we find in figure 15 that for a wide range of disorder strengths system sizes of $N \geq 100$ already provide a very robust and precise phase boundary. Right at the phase transition and for large

values of σ/t , a slight improvement can be observed up to $N = 200$ sites per wire, however overall the averaged Chern marker already captures the critical chemical potential at the phase transition for moderate system sizes. However, for a sharp transition from $\langle C \rangle = 1 \rightarrow 0$, chains with $N \geq 200$ are necessary.

In figures 17 and 19 we show a comparison between $\Delta/t = 1.0$ and $\Delta/t = 0.3$ for $g/t = 2.0$ and $\sigma/t = 0.3$. As can be seen, the $\Delta/t = 2.0$ case has less pronounced fluctuations, which supports the analytical (RG) results in — a larger effective SC gap is more robust against moderate disorder.

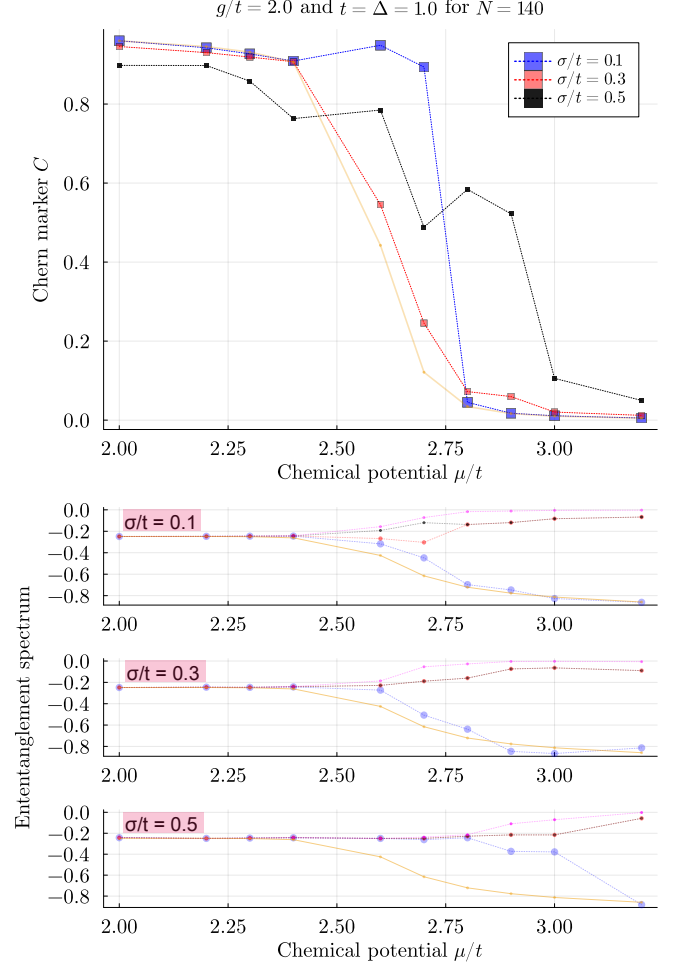


FIG. 16. Single realisations of disorder for $N = 140$, $t = \Delta$ and $g/t = 2.0$. The yellow curves show the case for $\sigma/t = 0.0$. The panels show: (Upper) Chern marker C , as a function of μ/t for a single realisation of disorder. (Lower) Entanglement spectrum, with lowest value for clean case in yellow.

3. Additional figures

In the following we present additional figures, to complement the discussion in the text.

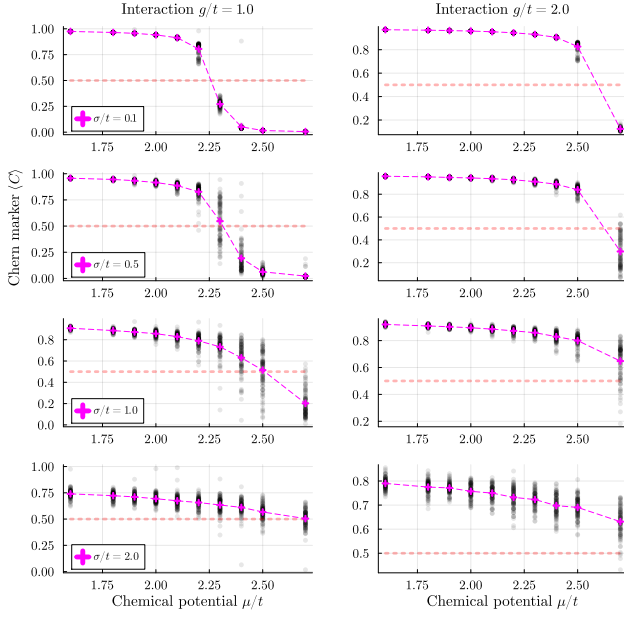


FIG. 17. Averaged C marker for $M = 100$ realisations and $N = 140$ sites. (Black) Individual data points, (pink) the averaged C value and (red) the $\langle C \rangle = 0.5$ critical value.

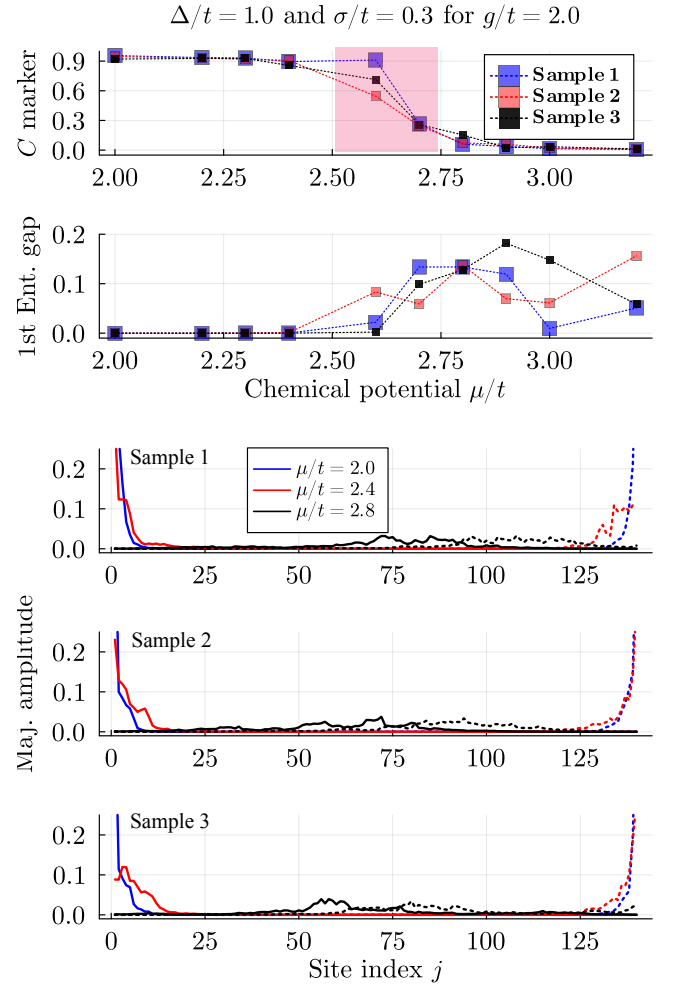


FIG. 18. Single realisations of disorder for $N = 140$, $t = \Delta$ and $g/t = 2.0$ and $\sigma/t = 0.3$. The shaded (pink) region in the first figure shows the “fuzzy” region in 4. Outside of this region, the Chern marker, the first entanglement gap and the Majorana edge mode amplitudes clearly coincide. In the fuzzy region, we observe strong fluctuations of the C marker and washed out Majorana amplitudes. In this region, finite-size effects and Majorana overlaps play a crucial role.

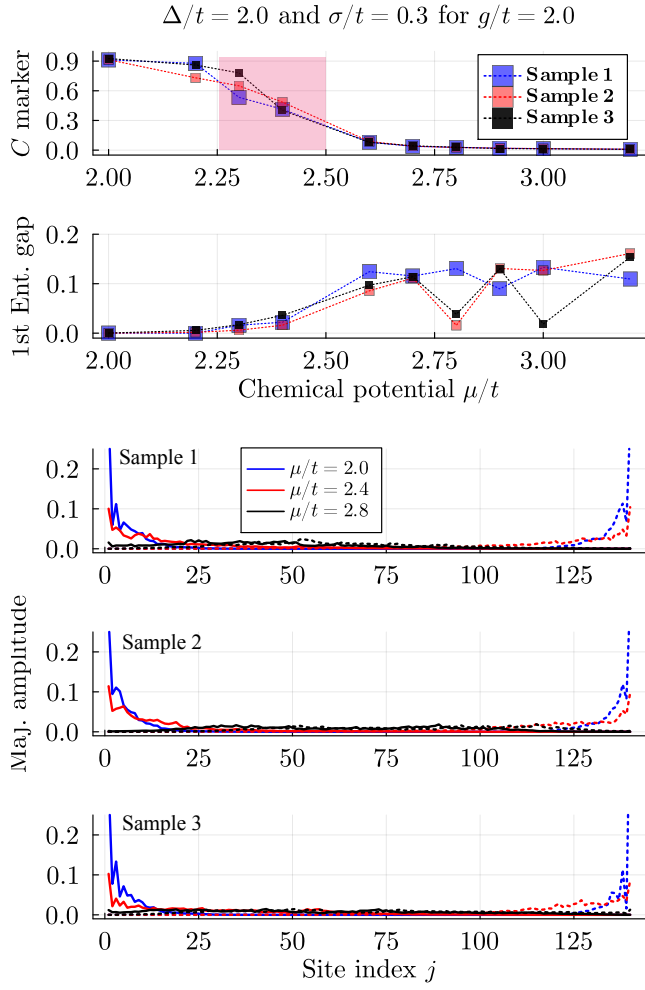


FIG. 19. Single realisations of disorder for $N = 140$, $t = 2\Delta$ and $g/t = 2.0$ and $\sigma/t = 0.3$. The shaded (pink) region in the first figure shows the “fuzzy” region in 4, which is less pronounced compared to $\Delta/t = 1.0$.

-
- [1] M. Schlosshauer, The quantum-to-classical transition and decoherence (2019), [arXiv:1404.2635 \[quant-ph\]](#).
- [2] V. Lahtinen and J. K. Pachos, *SciPost Phys.* **3**, 021 (2017).
- [3] M. Z. Hasan and C. L. Kane, *Rev. Mod. Phys.* **82**, 3045 (2010).
- [4] J. Alicea, *Reports on progress in physics* **75**, 076501 (2012).
- [5] A. Y. Kitaev, *Physics-uspekhi* **44**, 131 (2001).
- [6] K. Le Hur, *EuroPhysics Letters* **49**, 768 (2000).
- [7] X. Mi, M. Sonner, M. Y. Niu, K. W. Lee, B. Foxen, R. Acharya, I. Aleiner, T. I. Andersen, F. Arute, K. Arya, A. Asfaw, J. Atalaya, J. C. Bardin, J. Basso, A. Bengtsson, G. Bortoli, A. Bourassa, L. Brill, M. Broughton, B. B. Buckley, D. A. Buell, B. Burkett, N. Bushnell, Z. Chen, B. Chiaro, R. Collins, P. Conner, W. Courtney, A. L. Crook, D. M. Debroy, S. Demura, A. Dunsworth, D. Eppens, C. Erickson, L. Faoro, E. Farhi, R. Fatemi, L. Flores, E. Forati, A. G. Fowler, W. Giang, C. Gidney, D. Gilboa, M. Giustina, A. G. Dau, J. A. Gross, S. Habegger, M. P. Harrigan, M. Hoffmann, S. Hong, T. Huang, A. Huff, W. J. Huggins, L. B. Ioffe, S. V. Isakov, J. Iveland, E. Jeffrey, Z. Jiang, C. Jones, D. Kafri, K. Kechedzhi, T. Khatkar, S. Kim, A. Y. Kitaev, P. V. Klimov, A. R. Klotz, A. N. Korotkov, F. Kostritsa, J. M. Kreikebaum, D. Landhuis, P. Laptev, K.-M. Lau, J. Lee, L. Laws, W. Liu, A. Locharla, O. Martin, J. R. McClean, M. McEwen, B. M. Costa, K. C. Miao, M. Mohseni, S. Montazeri, A. Morvan, E. Mount, W. Mruczkiewicz, O. Naaman, M. Neeley, C. Neill, M. Newman, T. E. O'Brien, A. Opremcak, A. Petukhov, R. Potter, C. Quintana, N. C. Rubin, N. Saei, D. Sank, K. Sankaragomathi, K. J. Satzinger, C. Schuster, M. J. Shearn, V. Shvarts, D. Strain, Y. Su, M. Szalay, G. Vidal, B. Villalonga, C. Vollgraff-Heidweiller, T. White, Z. Yao, P. Yeh, J. Yoo, A. Zalcman, Y. Zhang, N. Zhu, H. Neven, D. Bacon, J. Hilton, E. Lucero, R. Babbush, S. Boixo, A. Megrant, Y. Chen, J. Kelly, V. Smelyanskiy, D. A. Abanin, and P. Roushan, *Science* **378**, 785 (2022).
- [8] T. Dvir, G. Wang, N. van Loo, C.-X. Liu, G. P. Mazur, A. Bordin, S. L. D. ten Haaf, J.-Y. Wang, D. van Driel, F. Zatelli, X. Li, F. X. Malinowski, S. Gazibegovic, G. Badawy, E. P. A. M. Bakkers, M. Wimmer, and L. P. Kouwenhoven, *Nature* **614**, 445 (2023).
- [9] E. Bernhardt, B. C. H. Cheung, and K. Le Hur, *Physical Rev. Research* **6**, 023221 (2024).
- [10] U. Ledermann and K. Le Hur, *Physical Review B* **61**, 2497 (2000).
- [11] Maiellaro, Alfonso, Romeo, Francesco, and Citro, Roberta, *Eur. Phys. J. Special Topics* **227**, 1397 (2018).
- [12] R. Wakatsuki, M. Ezawa, and N. Nagaosa, *Phys. Rev. B* **89**, 174514 (2014).
- [13] F. Yang, V. Perrin, A. Petrescu, I. Garate, and K. Le Hur, *Physical Review B* **101** (2020).
- [14] A. Altland and M. R. Zirnbauer, *Physical Review B* **55**, 1142 (1997).
- [15] L. Fidkowski and A. Kitaev, *Physical Review B* **81**, 134509 (2010).
- [16] J.-J. Miao, H.-K. Jin, F.-C. Zhang, and Y. Zhou, *Scientific Reports* **8** (2018).
- [17] E. M. Stoudenmire, J. Alicea, O. A. Starykh, and M. P. Fisher, *Phys. Rev. B* **84**, 014503 (2011).
- [18] N. M. Gergs, L. Fritz, and D. Schuricht, *Phys. Rev. B* **93**, 075129 (2016).
- [19] H. Katsura, D. Schuricht, and M. Takashi, *Phys. Rev. B* **92**, 115137 (2015).
- [20] O. Dmytruk, M. Trif, and P. Simon, *Phys. Rev. B* **92**, 245432 (2015).
- [21] O. Dmytruk, M. Trif, and P. Simon, *Phys. Rev. B* **94**, 115423 (2016).
- [22] M. Dartilaillh, T. Kontos, B. Douçot, and A. Cottet, *Phys. Rev. Lett.* **118**, 126803 (2018).
- [23] L. S. Ricco, V. K. Kozin, A. C. Seridonio, and I. A. Shelykh, *Phys. Rev. A* **106**, 023702 (2022).
- [24] F. del Pozo, L. Herviou, and K. Le Hur, *Phys. Rev. B* **107**, 155134 (2023).
- [25] N. Chepiga and N. Laflorencie, *SciPost Phys.* **14**, 152 (2023).
- [26] J. Colbois, F. Alet, and N. Laflorencie, *Interaction-driven instabilities in the random-field xxz chain* (2024), [arXiv:2403.09608 \[cond-mat.dis-nn\]](#).
- [27] H. Pan and S. Das Sarma, *Phys. Rev. B* **103**, 224505 (2021).
- [28] K. S. C. Decker and C. Karrasch, Density matrix renormalization group study of the interacting kitaev chain with quasi-periodic disorder (2024), [arXiv:2402.12897 \[cond-mat.str-el\]](#).
- [29] E. Prodan, T. L. Hughes, and B. A. Bernevig, *Phys. Rev. Lett.* **105**, 115501 (2010).
- [30] R. Bianco and R. Resta, *Phys. Rev. B* **84**, 241106 (2011).
- [31] Y.-F. Zhang, Y.-Y. Yang, Y. Ju, L. Sheng, R. Shen, D.-N. Sheng, and D.-Y. Xing, *Chinese Physics B* **22**, 117312 (2013).
- [32] L. Herviou, C. Mora, and K. Le Hur, *Phys. Rev. B* **93**, 165142 (2016).
- [33] K. Le Hur, *Phys. Rev. B* **108**, 235144 (2023).
- [34] K. L. Hur, [arXiv preprint arXiv:2209.15381](#).
- [35] J. Hutchinson and K. Le Hur, *Commun Phys* **4** (2021).
- [36] P. W. Klein, A. G. Grushin, and K. Le Hur, *Phys. Rev. B* **103**, 035114 (2021).
- [37] M. Fishman, S. White, and E. Stoudenmire, *SciPost Physics Codebases* **10.21468/scipostphyscodeb.4** (2022).
- [38] E. Dennis, A. Kitaev, A. Landahl, and J. Preskill, *Journal of Mathematical Physics* **43**, 4452 (2002), <https://pubs.aip.org/aip/jmp/article-pdf/43/9/4452/19183135/4452.1.online.pdf>.
- [39] H. Li and F. D. M. Haldane, *Phys. Rev. Lett.* **101**, 010504 (2008).
- [40] A. M. Turner, F. Pollmann, and E. Berg, *Phys. Rev. B* **83**, 075102 (2011).
- [41] T. Giamarchi and H. J. Schulz, *Phys. Rev. B* **37**, 325 (1988).
- [42] T. Giamarchi, *Quantum Physics in One Dimension*, International Series of Monographs on Physics (Clarendon Press, 2004).
- [43] D. Sénéchal, A. Tremblay, and C. Bourbonnais, *Theoretical Methods for Strongly Correlated Electrons*, CRM Series in Mathematical Physics (Springer New York, 2006).
- [44] T. Giamarchi, P. Le Doussal, and E. Orignac, *Phys. Rev. B* **64**, 245119 (2001).
- [45] T. Giamarchi and P. Le Doussal, *Phys. Rev. Lett.* **72**, 1530 (1994).

- [46] The difference to [24] is that for $\mathcal{D}_\theta = 0$ a change of basis to $c^\pm \sim c^1 \pm c^2$ resulted in a $\sim \cos(2\theta)$ term.
- [47] This leads to a $\cos(2\theta)$ expression and $t_\perp/2$ pre-factor.
- [48] M. Fishman, S. R. White, and E. M. Stoudenmire, [The itensor software library for tensor network calculations](#) (2020).
- [49] S. R. White, [Phys. Rev. Lett.](#) **69**, 2863 (1992).
- [50] S. R. White, [Phys. Rev. B](#) **48**, 10345 (1993).
- [51] G. D. Chiara, M. Rizzi, D. Rossini, and S. Montangero, [Journal of Computational and Theoretical Nanoscience](#) **5**, 1277 (2006).
- [52] U. Schollwöck, [Annals of Physics](#) **326**, 96 (2011).