

MMIU: MULTIMODAL MULTI-IMAGE UNDERSTANDING FOR EVALUATING LARGE VISION-LANGUAGE MODELS

Fanqing Meng^{*,2,1}, Jin Wang^{*,3,1}, Chuanhao Li^{*,1}, Quanfeng Lu^{1,2}, Hao Tian⁴
 Jiaqi Liao¹, Xizhou Zhu^{5,1,4}, Jifeng Dai^{5,1}, Yu Qiao¹, Ping Luo^{3,1}, Kaipeng Zhang^{1†}
 Wenqi Shao^{1†}

¹OpenGVLab, Shanghai AI Laboratory ²Shanghai Jiao Tong University
³The University of Hong Kong ⁴SenseTime Research ⁵Tsinghua University

Project Page: <https://mmiu-bench.github.io>

ABSTRACT

The capability to process multiple images is crucial for Large Vision-Language Models (LVLMs) to develop a more thorough and nuanced understanding of a scene. Recent multi-image LVLMs have begun to address this need. However, their evaluation has not kept pace with their development. To fill this gap, we introduce the Multimodal Multi-image Understanding (MMIU) benchmark, a comprehensive evaluation suite designed to assess LVLMs across a wide range of multi-image tasks. MMIU encompasses 7 types of multi-image relationships, 52 tasks, 77K images, and 11K meticulously curated multiple-choice questions, making it the most extensive benchmark of its kind. Our evaluation of 24 popular LVLMs, including both open-source and proprietary models, reveals significant challenges in multi-image comprehension, particularly in tasks involving spatial understanding. Even the most advanced models, such as GPT-4o, achieve only 55.7% accuracy on MMIU. Through multi-faceted analytical experiments, we identify key performance gaps and limitations, providing valuable insights for future model and data improvements. We aim for MMIU to advance the frontier of LVLm research and development, moving us toward achieving sophisticated multimodal multi-image user interactions.

1 INTRODUCTION

The capability to process multiple images is crucial for multimodal large models, as a single image captures information from a specific angle and moment, limiting the model’s ability to understand and reason about the entire scene (Song et al., 2024; Wang et al., 2024). Multiple images, on the other hand, provide rich information from different perspectives and time points, enabling the model to synthesize this data and achieve a more comprehensive understanding, such as analyzing consecutive images for action prediction (Lu et al., 2024b) or utilizing multi-view images in 3D navigation (Dai et al., 2017). The ability to process multiple images allows Large Vision-Language Models (LVLMs) to understand and handle complex visual tasks, thereby facilitating real-world applications.

Due to the great importance of multi-image understanding, recent LVLMs have improved such a capability by pre-training on various image-text interleaved data such as M4-Instruct (Li et al.,

† Corresponding Authors: shaowenqi@pjlab.org.cn; zhangkaipeng@pjlab.org.cn

* Equal contribution

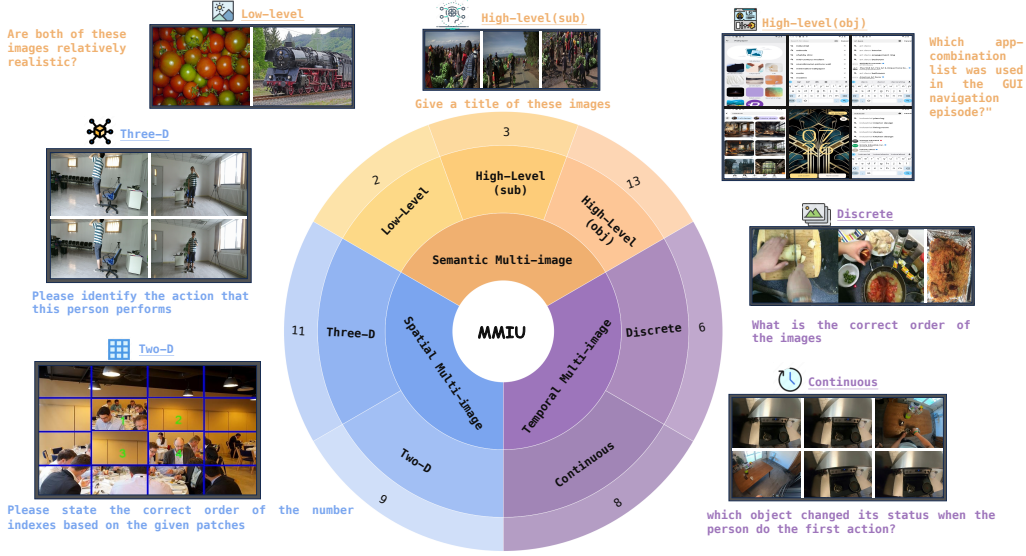


Figure 1: Visualization of MMIU. Our MMIU contains 77,659 images, 7 types of image relationships, and 5 image modalities, along with 11,698 multiple-choice questions, providing a comprehensive evaluation for 52 multi-image understanding tasks. Each example comes from a task chosen from each multi-image relationship. We construct MMIU by adopting a top-down hierarchy where image relationships of interest are enumerated and multiple tasks are associated with each relationship. The number of tasks for each relationship is demoted.

2024a), Mantis-Instruct (Jiang et al., 2024b), and OmniCorpus (Li et al., 2024b). However, the evaluation of multi-image LVLMs significantly lags behind their development. A good multi-image evaluation benchmark can help identify tasks that lead to poor performance and guide future model design data collection. Prior datasets such as LVLm-eHub (Xu et al., 2023) and MMBench (Liu et al., 2023) focus on single-image tasks (Xu et al., 2023), which cannot capture the complexity in multi-image scenarios. Although several recent benchmarks have attempted to evaluate the multi-image performance of LVLMs, they have limited coverage of multi-image tasks while capturing a few relationships between multiple images as shown in Table 1. For example, Video-MME (Fu et al., 2024a) focuses solely on temporal relationships and MUIRBENCH (Wang et al., 2024) does not consider spatial relationships between objects in multiple images, which is crucial in multi-image applications such as 3D navigation. Other works such as SlideQA (Tanaka et al., 2023) and MMMU (Yue et al., 2024) focus on understanding and reasoning within specific input types or disciplines, preventing them from providing a general evaluation for multi-image capabilities.

To build a comprehensive multi-image evaluation benchmark, we connect multi-image comprehension with manipulating information in working memory in cognitive psychology (Baddeley, 2000). As pointed out by Multiple Trace Theory (MTT) (Moscovitch et al., 2006), working memories are categorized into episodic memory which captures sequential information and can arrange events in the order they occur, semantic memory enabling concept comprehension, and spatial memory which helps understand spatial environments. Multiple images can be deemed as a visual memory. Understanding such a visual memory requires models to handle the semantic content, understand spatial relationships, and track temporal sequences of multiple images, closely mirroring human memory mechanisms. This inspires us to construct the evaluation benchmark to measure how well LVLMs tackle multi-image tasks from temporal, semantic and spatial perspectives.

This work introduces the Multimodal Multi-image Understanding (MMIU) benchmark, designed to comprehensively evaluate large visual language models (LVLMs) in multi-image task understanding. As shown in Table 1, we collect evaluation data through a top-down hierarchy, starting with the enumeration of image relationships spanning temporal, semantic, and spatial correspondences, and subsequently assigning multiple multi-image tasks to each relationship. The comprehensiveness of MMIU is twofold. First, it has the widest coverage of multi-image evaluation data to date, encompassing 7 types of multi-image relationships, 52 tasks (*e.g.* multi-view action recognition), 77k images, and 11.6k carefully curated multi-choice questions, which is 1.81 times larger than MilesBench (Song et al., 2024). Second, MMIU involves more diverse multi-image analysis tools than previous benchmarks, including performance comparison over image relationships, in- and out-of-domain task discovery by task map, and task learning difficulty by supervised fine-tuning (SFT). The multi-faceted analyses provide useful insights for model and data improvement.

We test 24 popular LVLMs on our MMIU, including closed-source models such as GPT4o (OpenAI, 2024) and Gemini1.5 (Reid et al., 2024), and open-source models such as GLM4V (GLM et al., 2024) and InternVL-Chat (Chen et al., 2024b). These LVLMs contain both multi-image (support multi-image input) and single-image (support only single-image input) models. For single-image models, we employ image concatenation to obtain the evaluation performance. The experimental results show that even the most advanced model, GPT4o (OpenAI, 2024), achieves only 55.7% accuracy on MMIU, highlighting the inherent difficulty of these tasks. Other than the diverse analytical tools in Table 1, we conduct ablation studies to investigate the impact of unanswerable questions and multi-image concatenation methods on model performance. We summarize our findings as follows:

- The best-performing model for multi-image tasks is GPT4o, with InternVL2 (Chen et al., 2024b) being the strongest among open-source models. The best closed-source model GPT4o leads the best open-source model InternVL2 by a large margin, (*i.e.* 5.4% accuracy). However, GPT4o achieves only 55.7% accuracy on MMIU, indicating a substantial challenge in our benchmark.
- Some powerful LVLMs like InternVL1.5 (Chen et al., 2024b) and GLM4V (GLM et al., 2024) whose pre-training data do not contain multi-image content even outperform many multi-image models which undergo multi-image supervised fine-tuning (SFT), indicating the strong capacity in single-image understanding is the foundation of multi-image comprehension.
- By comparing performance at the level of image relationships, we conclude that LVLm excels at understanding semantic content in multi-image scenarios but has weaker performance in comprehending temporal and spatial relationships in multi-image contexts.
- The analysis based on the task map reveals that models perform better on high-level understanding tasks such as video captioning which are in-domain tasks, but struggle with 3D perception tasks such as 3D detection and temporal reasoning tasks such as image ordering which are out-of-domain tasks.
- By task learning difficulty analysis, tasks involving ordering, retrieval and massive images cannot be overfitted by simple SFT, suggesting that additional pre-training data or training techniques should be incorporated for improvement.

In summary, this paper makes three key contributions. First, we introduce and open-source the Multimodal Multi-image Understanding (MMIU) benchmark, a comprehensive evaluation suite that addresses various complex multi-image tasks, thereby filling a critical gap in multi-image comprehension. Second, our evaluation results demonstrate that current large visual language models (LVLMs), including proprietary models like GPT-4o, encounter significant challenges in solving multi-image tasks, particularly those involving spatial understanding. Third, we conduct

Table 1: The comparison between MMIU and existing multi-image evaluation benchmarks including Video-MME (Fu et al., 2024a), MIRB (), MUIRBENCH (Wang et al., 2024), and MileBench (Song et al., 2024). We summarize the image relationships in previous benchmarks according to seven categories defined in Fig. 1. ‘Y&N’ indicates that our MMIU comprises both answerable and unanswerable questions. I, T, V, D and P represent image, text, video, depth map and point cloud, respectively. Compared with prior datasets, MMIU involves massive test samples spanning 52 multimodal tasks and 5 modalities, and comprehensive multi-image analyses by image relationships, task map and supervised fine-tuning (SFT).

Benchmark	Data Statistics						Multi-image Analysis		
	# Sample	# Imgs.	# Relation	# Task	# Modality	Answerable?	Relation	Task Map	SFT
Video-MME	2.7K	-	1	30	T,V	Y	-	✗	✗
MIRB	0.9K	3.5k	3	11	I,T,V	Y	✓	✗	✗
MUIRBENCH	2.6K	11k	4	12	I,T,V	Y&N	✓	✗	✗
MileBench	6.4K	97k	4	28	I,T,V	Y	✓	✗	✗
MMIU	11.6K	77k	7	52	I,T,V,P,D	Y&N	✓	✓	✓

multi-faceted analytical experiments, shedding light on the limitations and performance gaps of current models from various perspectives. We hope that MMIU will push the boundaries of LVLm research and development, bringing us closer to the realization of advanced multimodal multi-image user interactions.

2 RELATED WORK

2.1 LARGE VISION-LANGUAGE MODELS

With the advancements in large language models (LLMs) (Touvron et al., 2023; Jiang et al., 2024a), a series of studies have begun exploring multimodal LLMs capable of simultaneously interpreting visual and linguistic information. Through visual pre-training and instruction fine-tuning, LVLms have demonstrated outstanding performance in understanding multimodal image-text inputs (Li et al., 2024a; Lu et al., 2024a; Bai et al., 2023). However, most LVLm training data consist primarily of single image-text pairs or pure text data, limiting their ability to comprehend multi-image inputs. Therefore, researchers have considered using large-scale interleaved image-text corpora, such as MMC4 (Zhu et al., 2024) and Omnicorpus (Li et al., 2024b), during the pre-training phase of LVLms. This approach has led to the development of models like Deepseek-VL (Lu et al., 2024a) and Idefics (Laurençon et al., 2024b), which exhibit notable performance in multi-image tasks. Building on this foundation, recent studies have applied instruction tuning with extensive multi-image data, resulting in models that handle multi-image tasks more effectively while utilizing fewer resources. Notable examples of these advancements include Mantis (Jiang et al., 2024b) and LLaVA-Next-interleave (Li et al., 2024a). Nonetheless, the evaluation of these models’ capabilities in handling multiple images has mainly been qualitative, and quantitative assessments of different models’ performance across a broad range of multi-image tasks remain insufficiently explored.

2.2 LARGE VISION-LANGUAGE MODELS BENCHMARKS

Benchmarking multimodal large language models (LVLms) is crucial for identifying model limitations and guiding their development (Xu et al., 2023; Ying et al., 2024; Liu et al., 2023). Despite the existence of numerous benchmarks aimed at evaluating the perception or reasoning abilities of LVLms, most of these benchmarks focus solely on single-image scenarios. Although some benchmarks

include multi-image examples (Jiang et al., 2024b; Fu et al., 2024a), they usually address limited capabilities. For instance, MANTIS-Eval (Jiang et al., 2024b) focuses on assessing a model’s ability to perceive size, while Video-MME (Fu et al., 2024a) emphasizes image sequences and their temporal relationships. Recently, researchers have been dedicated to developing more holistic multi-image evaluation benchmarks, such as MileBench (Song et al., 2024) and MUIRBench (Wang et al., 2024), to provide a more thorough assessment of multi-image cognition. However, these benchmarks fall short in terms of task depth and breadth. For instance, MILEBENCH (Wang et al., 2024) provides a relatively comprehensive multi-image evaluation but lacks important multi-image tasks such as 3D spatial understanding and low-level semantics, which are essential for drawing complete conclusions. In contrast, MMIU offers a benchmark that combines both task depth and breadth, covering a wider range of image relationships, task types, and image categories. This enables a more comprehensive assessment of model capabilities.

3 MMIU

This section presents the proposed MMIU benchmark. MMIU is a comprehensive evaluation dataset encompassing 11K multi-choice questions for multi-image comprehension. We first give a brief overview of MMIU in Section 3.1. Then, we describe the construction process of MMIU in Section 3.2.

3.1 BENCHMARK OVERVIEW

MMIU is designed to measure multi-image understanding for LVLMs. It has two advantages compared with previous multi-image evaluation benchmarks as illustrated in Table 1. First, MMIU provides a comprehensive evaluation by encompassing massive test samples spanning various multi-image tasks and image relationships. Specifically, MMIU consists of 77,659 images and 11,698 multi-choice questions (1.81 times more than MileBench (Song et al., 2024) which previously had the most multi-image test samples) with an average of 6.64 images per instance. It tests 7 distinctive multi-image relationships covering 52 diverse multi-image tasks, 1.73 times more than VideoMME (Fu et al., 2024a) which previously contained the most multi-image tasks. In addition, we also create an unanswerable set comprising 19 tasks with each task containing 40 questions, considering that LVLMs cannot answer all questions in real scenarios. More detailed statistics of MMIU can be found in Table 2. The diverse evaluation data requires the model to be capable enough to deeply understand semantical, temporal, and spatial clues in multi-images with various input types (Fig. 2).

Table 2: Key statistics for the MMIU

Statistic	Number
Total samples	11698
Total images	77659
Total tasks	52
Img. relations	7
Average images	6.64
Average question words	27.9
Range of images	2~32
Image Num Level	Number
- Few (2~5)	7446
- Medium (6~15)	2574
- Many (16~32)	1666
Unanswerable set	Percentage
- Replace keyword	21%
- Replace answer image	47%
- Replace other images	53%
- Shuffle all images	53%
- Irrelevant question/image set	79%

Second, MMIU offers thorough analyses in multi-image understanding by utilizing multi-faceted analytical tools. 1) Thanks to the top-down hierarchy in collecting data, MMIU can compare performance across image relationships. 2) The extensive coverage of multi-image tasks enables evaluating on a task map, facilitating the discovery of in- and out-of-domain tasks. 3) The evaluation samples can be adapted to multi-image instruction tuning data. By SFT, the task learning difficulty can be acquired, which is crucial for the practitioner to improve the model and data.




Figure 2: An illustration of our data collection process. First, we refine multi-image tasks and collect task data based on cognitive psychology. Then, we standardize these datasets into a uniform format—metadata. Next, we generate multiple-choice samples with answerable and unanswerable questions from the metadata using either manually designed rules or GPT4o. Our benchmarks include capability evaluations across various image types.

3.2 DATA CURATION PROCESS

Multi-image understanding is crucial for LVLMs, as multiple images are common media in real-world use. We treat a sequence of images as visual memories whose semantic, temporal, and spatial segments are crucial in retrieving information (Moscovitch et al., 2006). Following this inspiration, MMU is built by collecting evaluation data through a top-down hierarchy, starting with the enumeration of image relationships spanning temporal, semantic, and spatial correspondences, and subsequently assigning multiple multi-image tasks to each relationship.

As shown in Figure 2, we first categorize multi-image relationships into semantic, spatial, and temporal relationships, which are further refined into seven basic types. Next, we collect data for each type of relationship and organize it into a standardized format. Finally, we construct multi-choice questions.

Relationships → Tasks. First, we divide the relationships among semantic, spatial, and temporal aspects in multiple images. For semantic relationships, we further refine them into 1) *Low-level semantic relationships* involving comparing low-level visual information features such as illumination, quality, and saturation. 2) *High-level (objective) relationships* among objects, attributes, and interactions between objects (e.g., a person hitting a ball, a person catching a ball). 3) *High-level (subjective) relationships* such as thematic associations, cultural connections, and emotional associations (e.g., the emotions expressed in these images). For temporal relationships, we refine them into 4) *Continuous temporal relationships* such as perception and inference tasks for video frame sequences. 5) *Discrete event sequence relationships* such as understanding multi-step tutorials. For spatial relationships, we categorize them into 6) *2D spatial relationships* such as rotation, translation, and symmetry. 7) *3D spatial relationships* such as different camera perspectives and depth variations. The detailed information on each image relationship is shown in Section A of

Appendix. Each image relationship is assigned several multi-image tasks whose correspondences are presented in Table 4 of Appendix.

Tasks → Data. We perform extensive searches for relevant datasets utilizing resources like Google, Paper With Code, and Kaggle, guided by the proposed tasks. Upon downloading the datasets, we thoroughly evaluate their appropriateness for the specific task, ensuring they are both usable and pertinent. We establish a standardized format, referred to as metadata, to organize the downloaded datasets. This format facilitates the creation of visual questions and answers. Each metadata includes a description of the task, as well as the question, answer, input context, and images for each sample. The detailed description of this format is in Table A.4 in Appendix. We manually ensure the accuracy of this information and its convertibility into a multiple-choice question format. For efficient evaluation, each task is limited to a maximum of 200 samples through random selection, aside from some tasks with insufficient data.

Question and Answer Generation. For each subtask, we create multiple-choice visual questions (with a maximum of eight options, depending on the task), with the choices and answers derived from their metadata. Specifically, depending on the task, we either manually design rules or use GPT4o (OpenAI, 2024) with carefully crafted prompts to ensure efficient and high-quality generation. For example, in 3D question-answering tasks, we instruct GPT4o to generate plausible but incorrect options based on the question and the correct answer. For image retrieval tasks, we randomly select incorrect images from the metadata as the wrong options. Additionally, we select 19 tasks and create 40 unanswerable samples for each task to construct an unanswerable set for robust evaluation. More details in unanswerable question generation are provided in Sec .A.4.

Challenges. In constructing the MMIU, we encounter several challenges. 1) Designing plausible and accurate question templates. The designed questions should provide all the necessary information LVLMs may request, ensuring that they can derive the correct answer. For example, in 3D object detection, each question should contain detailed camera pose information for the given images and specify the coordinate system where the detected objects are located. 2) Obtaining the correct answers with careful verifications. This is particularly challenging for tasks involving 3D spatial relationships. For instance, in 3D pose estimation, the relative camera pose between images is not inherently provided in previous datasets (Dai et al., 2017), which requires expert knowledge for accurate transformations. Besides, examining the correctness of the obtained relative camera pose is also challenging, since they are more complex and abstract compared to the question answers regarding semantic/temporal relationships. To tackle this, we transform the original camera pose of each individual scan to the relative camera pose required in MMIU through matrix multiplication. Afterwards, we carefully examine the correctness of the obtained answer by applying the relative camera pose to image pairs, ensuring that the correspondences between images are correctly matched. These challenges underscore the significant workload and difficulty involved in establishing MMIU as a comprehensive multi-image evaluation benchmark.

4 EXPERIMENT

This section first introduces the experimental setup in Sec .4.1, including the testing methods and models used. Following this, we present the main results and multi-faceted analyses in Section 4.2 and Section 4.3, respectively. Ablation studies are included in Section 4.4. We put more detailed information and error cases analysis in the Section B in the Appendix.

Table 3: Quantitative results for 24 LVLMs across 52 tasks are summarized. Accuracy is the metric, and the Overall score is computed across all tasks. The maximum value of each task is bolded. Notice that although InternVL1.5-chat supports multiple image inputs, its training phase did not incorporate multi-image data. The full term of task abbreviation can be found in Table 8 in Appendix.

Model	Overall	CR	ER	FD	FC	SC	VCor	VQA	VGR	FR	HR	I2IR	MIC	PR	S2IR	STD	STS	T2IR	VR	AQA	GAR	MVU	MEV	PT	NIP	TL	TO	TO	VidCap
	GuAR	GNAP	TC	VClz	VCo	VO	VO	EVQA	HE	IQASC	ICSC	ISTE	ITRSC	MAR	MR	JPS	3DE	3DOD	3DOT	3DPE	3DSR	3DQA	3DQ	3D	RPM	SOT	3DCR	3DIR	
Frequency	31.5	32.0	27.7	27.3	30.0	30.2	29.6	49.0	76.5	29.0	28.0	27.5	29.0	30.0	37.0	51.5	50.0	26.5	31.0	32.0	30.0	29.0	30.0	28.5	30.1	29.0	29.0	27.5	
Random	27.4	19.0	23.0	22.3	26.4	24.7	29.1	45.0	50.0	23.0	26.0	24.0	20.0	24.5	37.5	51.0	55.0	27.5	28.0	28.0	26.5	24.0	27.5	23.0	26.9	24.5	23.0	23.0	
	21.0	12.5	24.0	27.5	29.5	27.0	32.0	31.5	38.5	27.0	26.0	14.0	14.6	50.4	23.5	25.5	24.5	22.5	31.0	23.5	24.5	24.5	25.5	10.5	22.5	27.0	27.0		
	Closed-source LVLMs																												
GPT4o	55.7	67.8	46.5	88.8	42.6	41.5	72.6	79.2	61.3	76.0	42.0	59.5	93.5	61.5	67.0	11.0	84.0	70.5	68.0	33.5	91.5	71.5	35.0	26.5	50.8	28.0	92.5		
	78.0	46.5	62.5	43.5	97.5	21.5	57.5	29.5	29.5	88.0	58.5	35.0	17.5	81.9	46.6	23.5	24.0	40.5	94.5	85.0	22.0	39.0	55.0	12.5	56.0	69.0	49.0		
Gemini1.5	53.4	71.0	31.8	73.5	24.3	34.9	47.3	78.8	61.0	88.0	80.0	74.0	89.0	70.5	81.5	74.0	80.0	60.5	68.0	35.5	88.0	75.0	25.0	21.0	45.6	26.5	84.0		
	93.0	39.5	59.0	30.0	60.0	43.5	53.5	22.5	22.5	91.0	64.5	24.0	13.0	68.8	51.1	34.5	20.0	32.0	48.5	37.5	28.5	35.5	66.5	13.0	61.0	55.0	43.0		
Claude3.5	53.4	70.2	38.5	76.6	31.3	34.9	57.0	77.8	54.5	92.0	79.0	62.0	85.5	77.5	68.0	80.0	57.5	65.5	79.0	26.0	80.5	75.0	33.5	10.5	43.5	23.0	91.0		
	88.5	55.0	56.0	26.5	67.5	38.5	53.5	23.0	78.5	52.0	32.0	4.0	64.8	42.1	31.5	23.5	41.0	32.0	99.5	21.5	28.5	78.5	10.5	67.5	53.5	36.5			
Gemini1.0	40.2	63.2	26.5	36.6	27.5	28.3	30.3	60.8	71.0	25.0	24.5	28.0	84.0	21.0	44.0	71.0	48.0	27.0	31.5	34.5	89.0	73.5	29.0	21.5	37.3	23.5	90.0		
	87.0	35.5	62.5	24.5	42.0	23.0	45.5	17.0	53.0	55.0	22.5	16.0	71.9	43.6	28.0	22.0	28.0	36.0	7.0	24.5	39.0	17.0	12.0	47.0	53.0	33.5			
Adequate Multi-Image SFT LVLMs																													
Mantis	45.6	61.5	31.8	57.0	24.3	28.1	30.9	59.8	65.2	66.5	54.0	63.5	71.0	57.5	64.5	96.0	65.5	46.5	70.5	17.5	81.0	58.5	28.5	26.0	23.8	27.0	85.0		
	73.5	34.0	51.5	31.0	14.0	20.0	54.5	23.0	66.0	48.0	23.5	13.0	71.4	47.4	27.5	23.5	24.0	26.0	22.5	25.0	50.0	76.0	13.5	50.0	59.0	40.5			
Llava-interleave	32.4	29.5	24.8	26.3	23.2	26.4	25.1	48.8	49.8	23.5	25.0	28.0	57.0	21.5	33.0	63.5	54.5	25.0	26.0	24.0	27.0	49.5	29.0	23.0	25.4	27.5	32.5		
	43.0	34.0	49.0	29.5	32.0	26.0	30.0	21.5	42.0	47.5	22.5	14.0	23.6	32.3	17.5	28.5	23.0	17.5	3.0	31.0	36.0	79.0	15.0	60.5	44.5	42.5			
Multi-Image input LVLMs																													
InternVL2	50.3	77.8	41.5	62.8	24.6	25.3	35.3	82.5	59.8	93.5	47.0	85.5	92.5	82.0	73.0	19.0	77.0	54.5	83.5	22.0	86.5	68.5	33.0	20.5	26.9	25.0	88.0		
	91.5	40.5	52.0	25.5	78.0	35.0	63.0	28.5	77.5	41.5	26.0	20.0	78.4	55.6	27.5	25.5	28.0	20.0	28.0	41.0	43.0	48.5	13.5	59.5	51.5	31.0			
Intern1.5-chat	37.4	63.7	31.0	22.6	20.3	16.3	28.3	63.2	38.5	21.0	28.0	26.5	82.5	20.5	31.5	6.0	45.5	26.5	29.5	29.5	85.0	65.0	32.0	23.5	29.0	18.5	89.0		
	90.5	35.5	56.5	23.5	31.0	24.5	53.0	26.0	40.0	49.0	25.5	15.5	59.3	43.6	19.5	22.5	23.5	15.0	33.5	28.0	39.0	71.0	9.5	46.5	50.5	39.5			
Idedics2-8b	27.8	28.0	25.8	26.4	26.7	24.6	28.6	58.5	30.8	3.5	9.5	4.0	82.0	5.0	27.5	98.5	70.5	12.5	7.0	16.0	24.5	12.0	19.0	23.5	22.3	18.0	19.5		
	23.5	22.2	21.0	26.5	21.5	22.5	14.5	21.5	31.0	50.5	25.5	13.5	15.1	55.6	27.5	26.0	21.5	9.0	21.5	23.0	11.5	61.0	18.0	32.5	44.5	40.5			
Deepseek-vl-7b	24.6	2.2	22.2	29.1	23.3	28.2	29.0	49.0	65.5	20.5	25.0	25.5	72.5	21.0	30.5	65.0	54.5	25.5	31.0	0.0	6.0	0.0	0.0	27.5	31.1	15.5	2.0		
	10.0	14.0	5.5	17.0	30.5	21.5	0.0	23.0	45.5	42.0	24.5	0.0	2.0	44.4	20.5	24.5	24.5	0.0	7.5	0.5	1.5	78.0	0.5	62.5	40.5	38.5			
XComposer2-1.8b	23.5	24.5	23.0	19.1	16.4	18.4	10.0	27.8	27.5	13.0	12.0	26.0	55.5	19.5	33.5	17.0	54.0	10.5	1.5	25.0	59.5	37.0	25.5	0.0	24.4	13.0	68.5		
	59.0	28.0	34.0	25.0	28.5	17.0	17.5	0.5	29.5	48.0	6.0	7.5	33.2	41.4	7.0	0.0	15.5	17.0	28.0	2.0	29.0	33.5	9.0	27.5	11.5	3.0			
Deepseek-vl-1.3b	23.2	1.2	27.5	21.4	23.1	26.7	30.0	45.2	54.8	20.5	25.0	46.0	21.0	30.5	89.0	0.0	23.0	31.0	0.0	1.0	2.5	0.0	23.0	26.4	20.0	1.0			
	6.5	13.0	3.5	11.5	33.0	20.0	0.5	25.0	44.5	38.0	24.0	1.0	0.0	55.6	31.0	26.0	31.0	0.0	19.5	0.0	1.5	66.5	3.0	61.5	45.5	29.0			
FlamingoV2	22.3	25.5	25.8	24.6	21.6	25.0	28.2	34.5	49.0	14.5	19.0	13.5	22.5	17.5	26.0	39.0	49.0	20.0	27.5	10.0	13.5	16.5	30.0	20.0	18.7	24.5	22.5		
	25.0	21.5	25.0	25.5	25.0	14.5	13.5	15.5	27.5	4.0	25.5	23.0	7.0	22.1	3.0	1.5	26.5	22.0	35.0	17.0	28.5	29.5	23.5	11.5	31.0	25.0	23.5		
XComposer2	21.9	24.0	21.0	10.8	5.8	0.0	0.0	34.2	24.0	14.5	2.5	23.0	63.5	19.0	26.0	14.5	31.0	9.5	28.5	31.5	59.5	44.0	30.0	4.5	15.5	12.0	66.0		
	55.0	35.0	42.5	22.5	2.5	19.0	20.0	8.0	15.5	45.0	0.0	0.0	20.6	0.0	16.5	0.0	7.0	0.0	4.5	0.0	33.5	63.0	1.5	38.5	42.0	33.0			
qwen-chat	15.9	20.5	2.5	13.3	2.5	9.9	5.9	31.2	23.8	10.5	19.5	12.5	41.0	5.5	13.5	29.5	45.0	3.0	12.0	10.0	52.5	18.5	16.5	2.5	3.6	5.5	47.0		
	29.0	23.0	18.0	6.0	6.0	6.0	6.0	32.0	9.0	13.5	17.0	15.5	3.5	40.2	15.8	16.5	16.5	22.5	17.5	13.0	14.5	14.0	8.0	3.0	8.5	1.5	0.5		
Idedics-9B-Instruct	12.8	10.8	0.2	0.2	0.8	0.0	9.4	23.0	13.0	2.5	22.0	14.0	70.0	3.0	14.5	40.5	34.5	3.5	2.0	4.0	1.5	20.0	3.0	15.5	0.5	3.0	10.0		
	37.0	27.5	48.5	23.0	0.0	5.5	5.0	3.0	9.0	16.0	0.0	0.0	6.5	12.8	1.0	15.5	10.5	0.5	36.5	5.5	2.5	44.5	1.5	35.0	0.0	0.0			
qwen-base	5.2	9.2	0.5	5.7	5.8	0.5	1.0	5.0	4.5	0.0	1.0	0.0	20.5	0.0	2.5	1.0	43.0	1.0	0.0	0.0	4.5	8.5	0.5	0.0	0.0	0.0	7.5		
	24.5	8.0	29.5	5.0	5.5	6.5	2.0	2.0	8.5	11.5	0.0	0.0	0.5	5.3	0.0	0.5	7.0	0.0	21.5	0.0	5.5	2.5	0.0	0.5	0.0	0.0	0.0		
Single-Image input LVLMs																													
glm-4v-9b	27.0	32.8	16.0	31.8	8.7	9.0	4.7	59.0	55.8	31.0	7.5	19.5	82.0	23.5	24.5	81.0	67.0	25.0	30.0	7.0	59.5	53.5	10.5	5.0	25.9	10.0	76.0		
	55.5	19.0	34.0	5.0	11.5	14.5	26.0	11.5	35.5	41.5	16.0	6.5	25.1	29.3	9.0	14.0	14.5	7.0	0.5	5.5	27.0	35.0	7.5	26.0	48.5	23.5			
llava-next-vicuna-7b	22.2	22.2	9.2	11.0	9.1	7.7	10.5	37.0	23.2	7.0	16.5	8.0	66.0	5.0	23.5	88.0	42.5	13.0	14.5	5.5	51.0	42.5	9.5	10.0	17.1	6.5	66.0		
	50.5	14.5	38.0	9.0	9.5	8.5	31.0	5.0	28.5	27.0	8.5	5.0	22.6	29.3	6.5	4.0	4.0	6.0	8.0	9.5	32.5	72.0	1.0	38.0	42.0	25.0			
MiniCPM-Llama3-V-2.5	21.6	41.1	11.8	13.2	8.7	5.0	11.3	47.8	38.5	7.0	3.0	6.5	77.0	7.5	18.5	41.5	41.5	10.0	5.0	0.5	70.5	51.0	13.5	4.5	17.6	5.0	83.5		
	46.0	24.5	26.0	4.5	20.5	12.0	43.0	0.0	25.0	44.5	0.0	1.5	34.2	38.3	6.0	8.5	5.5	9.5	20.0	4.5	24.5	14.5	0.5	22.0	32.0	15.0			
llava-vl-7b	19.2	14.1	4.2	13.7	5.8	1.9	6.9	27.3	35.0	6.5	12.5	12.5	53.0	10.0	22.5	66.5	43.0	19.0	3.5	26.0	38.0	12.0	16.5	6.7	7.0	28.0			
	24.5	21.5	24.0	15.0	21.0	26.0	15.0	26.0	15.0	26.0	15.0	26.0	15.0	26.0	15.0	26.0	15.0	26.0	15.0	26.0	14.0	15.0	15.0	15.0	15.0	15.0	28.5		
sharvart4v-7b	18.5	16.4	5.0	10.8	6.2	9.0	2.7	34.2	28.5	4.5	10.5	3.5	57.0	4.0	12.5	55.5	44.5	13.5	5.0	23.5	36.0	14.0	15.0	15.0	15.0	15.0	60.0		
	26.5	19.0	42.0	7.5	14.0	7.5	31.5	7.0	20.0	18.0	5.0	1.5	28.1	23.3	9.5	30.0	17.0	2.0	8.0	2.0	8.0	27.5	65.5	0.0	44.0	36.5	31.0		
sharecaption	16.1	20.7	22.2	27.2	10.2	9.1	21.0	39.5	37.0	7.0	5.0	6.0	47.0	5.0	16.0	47.0	35.5	12.5	13.0	5.5	14.5	4.5	3.0	6.0	18.1	5.5	21.5		
	17.0	22.5	18.5	19.0	14.5	11.0																							

Evaluation Method. With OpenCompass (Contributors, 2023), we first match the model’s response to the corresponding options. If a match cannot be made, we mark it as Z (Yue et al., 2023). The accuracy is used as the metric. Specifically: 1) For cases where the input token is too long for the tested model, we randomly sample images until it can be tested. 2) For single-image models which tend to respond with the same option, we shuffle the original options and retest. A result is considered correct only if both tests yield the correct answer. 3) For closed-source models, if the model refuses to respond due to copyright issues with the images, we discard those samples. The detailed setup can be found in Sec B.2 in Appendix.

4.2 MAIN RESULTS

As shown in Table 3, we report the average accuracy of all models across all tasks alongside Random Choice and Frequent Choice baselines, with "overall" representing the average accuracy on all tasks. Specifically, we have the following findings.

Multi-image tasks present significant challenges. GPT-4o leads all models but achieves an average accuracy of only 55.7%. Other proprietary models, such as Gemini1.5 and Claude3.5-Sonnet, also score 53.4%. Among open-source models, InternVL2 performs the best, surpassing the proprietary Gemini1.0 Pro Vision with an accuracy of 50.3%. *There is a substantial performance gap (5.4% accuracy) between closed-source and open-source models in multi-image comprehension.* By contrast, open-source models like InternVL2 achieve comparable or even superior performance to closed-source models such as GPT-4o in benchmarks focused on single-image understanding (Yue et al., 2023; Liu et al., 2023; Ying et al., 2024).

The strong capability in single-image understanding is the foundation of multi-image comprehension. Several advanced models such as InternVL1.5 which have been trained with only single-image data can achieve good performance in MMIU. For instance, GLM4V reaches 37.4% accuracy, surpassing multi-image models LLaVa-interleave and Idefics2. Such success stems from its powerful capability in single-image multimodal understanding. Besides, GLM-4V also outperforms many multi-image models such as DeepSeekVL. This is because GLM-4V supports an ultra-high resolution of 1120*1120, allowing it to understand concatenated images and to reason. For instance, in the video-captioning task, its accuracy reaches 76%.

Adequate multi-image supervised fine-tuning (SFT) can improve the performance of models on multi-image tasks. Notably, we have observed that many models trained extensively with multi-image data during the pre-training phase did not achieve satisfactory results, such as idefics2 and Deepseek-VL. However, Mantis and LLaVA-interleave stand out among all models. Their common feature is extensive multi-image instruction fine-tuning during the SFT phase. For instance, although idefics2 is trained with a large amount of multi-image data during the pre-training phase, it is trained by a few multi-image data during the SFT phase. Mantis, after performing multi-image SFT on the basis of idefics2, achieved a 17.8% accuracy improvement.

4.3 MULTITASK ANALYSIS

4.3.1 PERFORMANCE ACROSS IMAGE RELATIONSHIPS

As shown in Figure 3, models exhibit varying capabilities across different image relationships. More detailed visualizations can be found in Figure 8 in the Appendix. In general, LVLMS excel at understanding semantic content in multi-image scenarios, perform moderately in temporal tasks, and obtain the worst performance in comprehending spatial relationships in multi-image contexts.

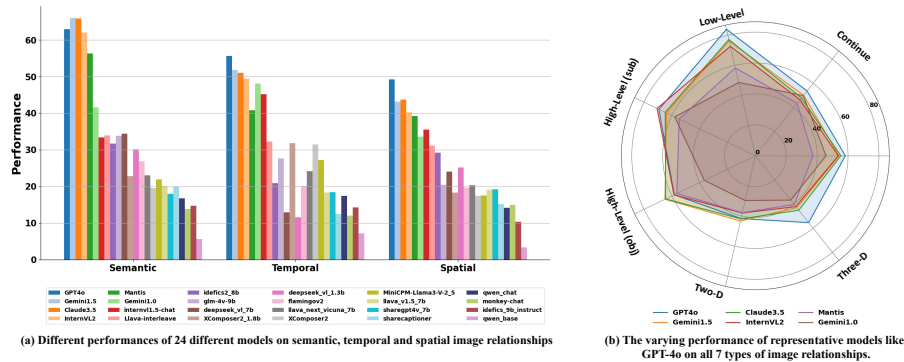


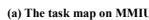
Figure 3: (a): The average performance comparison of 24 LLMs on three main image relationships. (b): The average performance comparison of representative models such as GPT-4o on seven specific image relationships.

1) In Semantic Relationships, models generally perform well on multi-image semantic tasks involving low-level relationships. However, they struggle with high-level tasks, for subjective tasks such as Causality Reasoning and Emotion Recognition, which require the identification and reasoning of implicit visual information, highlighting a gap between model performance and human visual cognition. As for objective tasks such as retrieval tasks, most models fail to tackle them. **2) In temporal relationships**, models can handle discrete and continuous temporal relationships relatively well but show mediocre performance on reasoning-intensive multi-image tasks. For instance, in sorting tasks, GPT-4o achieves only 28% and 21.5% accuracy in temporal ordering and visual ordering tasks, respectively. **3) In spatial relationships**, we find that models struggle with understanding both 2D and 3D positional relations. This is consistent with the observation in the previous single-image evaluation benchmark Ying et al. (2024) where they find that LLMs fall short in localization and detection tasks requiring spatial reasoning. The tasks involving spatial relationships in MMIU become more challenging because models need to gather spatial information in multiple images and to reason.

4.3.2 ANALYSIS ON THE TASK MAP

Task map is an effective tool for multi-task analysis Ying et al. (2024); Ilharco et al. (2023). Thanks to extensive coverage of multi-image tasks in MMIU, we build a task map to analyze the relationships between different tasks, allowing us to identify in- and out-of-domain tasks for current LLMs. Following MMT-Bench Ying et al. (2024), we use QwenVL-chat to construct a task map where the distance between two tasks is given. Detailed construction process of the task map can be found in Sec .C in the Appendix. In Fig. 4 (a), we visualize the task map. After clustering through the task map, we visualize the model’s performance on different clusters in Fig. 4 (b) where task clusters are denoted by different colors.

Tasks involving recognition or captioning are in-domain tasks which can be handled by most current multimodal large models. For multi-image tasks, models generally struggle to achieve satisfactory results, obtaining good performance on a limited number of tasks. Specifically, for tasks in clusters 7, 8, and some tasks in cluster 2, which involve recognition or captioning (e.g., video captioning, action recognition), models perform relatively well. This is because these multi-image tasks focus on overall image perception, requiring less comparison and reasoning between images.



(b) Different performances of 24 different models on MMIU

4.3.3 TASK LEARNING DIFFICULTY

[illegible]

Figure 5: The performance of Acc_{Model} and Acc_{SFT} across different tasks, sorted by Acc_{Model} in descending order, with Acc_{SFT} scaled to the same magnitude as Acc_{Model} for easy comparison.

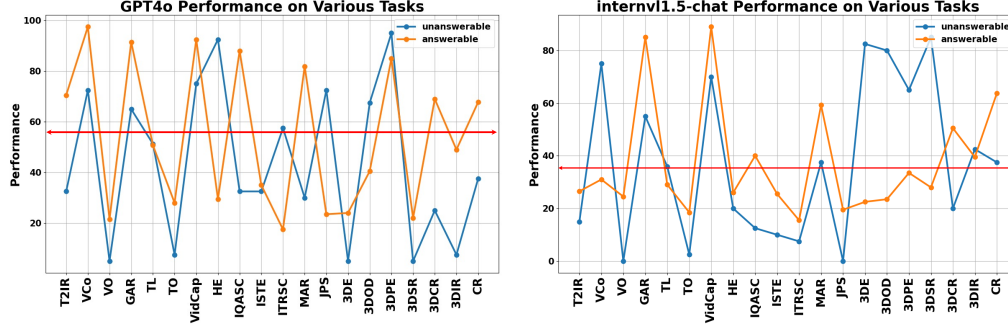


Figure 6: Comparison of GPT4o and InternVL1.5 on unanswerable and answerable questions, with the red line representing the model’s average accuracy across all tasks.

This suggests that both measures can reflect task difficulty to some extent. More importantly, we need to focus on tasks where both Acc_{SFT} and Acc_{Model} are low. A low Acc_{SFT} indicates that the task is difficult to overfit even with SFT, suggesting that additional pre-training data or training techniques might be necessary. These tasks include 1) Ordering and retrieval tasks, which require strong memory and reasoning abilities—capabilities that are generally weak in large multimodal models. 2) Tasks involving a large number of images, such as EVQA, MEV, and GNAP, require models to support longer context lengths and possess strong memory capabilities. This indicates that future multimodal model designs should consider the ability to handle long contexts and emphasize the inclusion of multi-image data during the pre-training phase.

4.4 ABLATION STUDY

Impact of Unanswerable Questions on Model Performance. We have constructed 19 tasks, each including 40 questions. We tested a series of models on these questions, with full results referenced in Table 11 in the Appendix. As shown in Figure 6, we selected GPT-4o and InternVL1.5 as representative models for analysis. We observed that for some tasks where the models generally performed well, such as GAR (General Action Recognition), both GPT-4o and InternVL1.5 experienced performance degradation. However, for tasks that are inherently challenging for the models, as indicated by tasks below the red line in the figure, there is no significant pattern in the change of accuracy between answerable and unanswerable questions. We believe the reasons are as follows. 1) For tasks with high accuracy, introducing unanswerable questions confuses the models, increasing difficulty and thereby reducing accuracy. 2) For tasks with low accuracy, since the models already struggle with the original questions, the addition of unanswerable options might lead the models to directly choose the unanswerable option when uncertain, or the increased difficulty might further hinder their performance.

Impact of Different Testing Methods on Model Performance. For single-image input models handling multi-image tasks, one approach is to concatenate the images into a single image and feed it to the models. Besides, we explore an alternative method: concatenating all output visual embeddings before feeding them into LLMs. As shown in Figure 7, we observe that for these models, testing using concatenated visual tokens does not perform better than directly concatenating images. This is especially true for the LLaVA series, where concatenating images significantly outperform



Figure 7: Comparison of the performance of different single-image models on various tasks in the MMIU when tested with image stitching or visual token stitching methods.

concatenating visual tokens. In contrast, GLM-4V exhibits relatively consistent performance under both testing methods.

5 CONCLUSION

In this paper, we present MMIU, a benchmark dedicated to comprehensively evaluating the performance of LVLMs on multi-image tasks. MMIU includes seven types of image relationships, such as 3D spatial relations, 52 tasks, and various image modalities, filling a gap in this field. We test 24 popular LVLMs on MMIU and analyzed the results using various analytical tools, including task maps. The experimental results indicate that current models, including GPT-4, struggle to handle complex multi-image tasks. We hope that MMIU will promote the development of more generalized capabilities in future models within the multi-image domain.

REFERENCES

- Abdelrahman Abdelhamed, Stephen Lin, and Michael S Brown. A high-quality denoising dataset for smartphone cameras. In *Proceedings of the IEEE conference on computer vision and pattern recognition*, pp. 1692–1700, 2018.
- Anthropic. Claude, 2023. URL <https://www.anthropic.com>. Accessed: 2023-04-18.
- Anas Awadalla, Irena Gao, Josh Gardner, Jack Hessel, Yusuf Hanafy, Wanrong Zhu, Kalyani Marathe, Yonatan Bitton, Samir Gadre, Shiori Sagawa, et al. Openflamingo: An open-source framework for training large autoregressive vision-language models. *arXiv preprint arXiv:2308.01390*, 2023.
- Daichi Azuma, Taiki Miyanishi, Shuhei Kurita, and Motoaki Kawanabe. Scanqa: 3d question answering for spatial scene understanding. In *proceedings of the IEEE/CVF conference on computer vision and pattern recognition*, pp. 19129–19139, 2022.
- Alan Baddeley. The episodic buffer: a new component of working memory? *Trends in cognitive sciences*, 4(11):417–423, 2000.

- Jinze Bai, Shuai Bai, Shusheng Yang, Shijie Wang, Sinan Tan, Peng Wang, Junyang Lin, Chang Zhou, and Jingren Zhou. Qwen-vl: A frontier large vision-language model with versatile abilities. *arXiv preprint arXiv:2308.12966*, 2023.
- Vassileios Balntas, Karel Lenc, Andrea Vedaldi, and Krystian Mikolajczyk. Hpatches: A benchmark and evaluation of handcrafted and learned local descriptors. In *Proceedings of the IEEE conference on computer vision and pattern recognition*, pp. 5173–5182, 2017.
- Holger Caesar, Varun Bankiti, Alex H Lang, Sourabh Vora, Venice Erin Liong, Qiang Xu, Anush Krishnan, Yu Pan, Giancarlo Baldan, and Oscar Beijbom. nuscenes: A multimodal dataset for autonomous driving. In *Proceedings of the IEEE/CVF conference on computer vision and pattern recognition*, pp. 11621–11631, 2020.
- Angel X Chang, Angela Dai, Thomas Funkhouser, Maciej Halber, Jianxiong Xiao, Manolis Savva, Shuran Song, Andy Zeng, Yinda Zhang, and Matthias Nießner. Matterport3d: Learning from rgb-d data in indoor environments. In *Proceedings of the International Conference on 3D Vision*, pp. 667–676, 2017.
- David Chen and William B Dolan. Collecting highly parallel data for paraphrase evaluation. In *Proceedings of the 49th annual meeting of the association for computational linguistics: human language technologies*, pp. 190–200, 2011.
- Lin Chen, Jisong Li, Xiaoyi Dong, Pan Zhang, Conghui He, Jiaqi Wang, Feng Zhao, and Dahua Lin. Sharegpt4v: Improving large multi-modal models with better captions. *arXiv preprint arXiv:2311.12793*, 2023.
- Zhe Chen, Weiyun Wang, Hao Tian, Shenglong Ye, Zhangwei Gao, Erfei Cui, Wenwen Tong, Kongzhi Hu, Jiapeng Luo, Zheng Ma, et al. How far are we to gpt-4v? closing the gap to commercial multimodal models with open-source suites. *arXiv preprint arXiv:2404.16821*, 2024a.
- Zhe Chen, Jiannan Wu, Wenhai Wang, Weijie Su, Guo Chen, Sen Xing, Muyan Zhong, Qinglong Zhang, Xizhou Zhu, Lewei Lu, et al. Internvl: Scaling up vision foundation models and aligning for generic visual-linguistic tasks. In *Proceedings of the IEEE/CVF Conference on Computer Vision and Pattern Recognition*, pp. 24185–24198, 2024b.
- Hsu-kuang Chiu, Ehsan Adeli, Borui Wang, De-An Huang, and Juan Carlos Niebles. Action-agnostic human pose forecasting. In *2019 IEEE winter conference on applications of computer vision (WACV)*, pp. 1423–1432. IEEE, 2019.
- OpenCompass Contributors. Opencompass: A universal evaluation platform for foundation models. <https://github.com/open-compass/opencompass>, 2023.
- Angela Dai, Angel X Chang, Manolis Savva, Maciej Halber, Thomas Funkhouser, and Matthias Nießner. Scannet: Richly-annotated 3d reconstructions of indoor scenes. In *Proceedings of the IEEE conference on computer vision and pattern recognition*, pp. 5828–5839, 2017.
- Henghui Ding, Chang Liu, Shuting He, Xudong Jiang, and Chen Change Loy. Mevis: A large-scale benchmark for video segmentation with motion expressions. In *Proceedings of the IEEE/CVF International Conference on Computer Vision*, pp. 2694–2703, 2023.
- Carl Doersch, Ankush Gupta, Larisa Markeeva, Adria Recasens, Lucas Smaira, Yusuf Aytar, Joao Carreira, Andrew Zisserman, and Yi Yang. Tap-vid: A benchmark for tracking any point in a video. *Advances in Neural Information Processing Systems*, 35:13610–13626, 2022.

- Xiaoyi Dong, Pan Zhang, Yuhang Zang, Yuhang Cao, Bin Wang, Linke Ouyang, Xilin Wei, Songyang Zhang, Haodong Duan, Maosong Cao, et al. Internlm-xcomposer2: Mastering free-form text-image composition and comprehension in vision-language large model. *arXiv preprint arXiv:2401.16420*, 2024.
- Matthijs Douze, Giorgos Tolias, Ed Pizzi, Zoë Papakipos, Lowik Chanussot, Filip Radenovic, Tomas Jenicek, Maxim Maximov, Laura Leal-Taixé, Ismail Elezi, et al. The 2021 image similarity dataset and challenge. *arXiv preprint arXiv:2106.09672*, 2021.
- Chaoyou Fu, Yuhan Dai, Yondong Luo, Lei Li, Shuhuai Ren, Renrui Zhang, Zihan Wang, Chenyu Zhou, Yunhang Shen, Mengdan Zhang, et al. Video-mme: The first-ever comprehensive evaluation benchmark of multi-modal llms in video analysis. *arXiv preprint arXiv:2405.21075*, 2024a.
- Xingyu Fu, Yushi Hu, Bangzheng Li, Yu Feng, Haoyu Wang, Xudong Lin, Dan Roth, Noah A Smith, Wei-Chiu Ma, and Ranjay Krishna. Blink: Multimodal large language models can see but not perceive. *arXiv preprint arXiv:2404.12390*, 2024b.
- Andreas Geiger, Philipp Lenz, and Raquel Urtasun. Vision meets robotics: The kitti dataset. In *International Journal of Robotics Research*, pp. 1231–1237, 2013.
- Team GLM, Aohan Zeng, Bin Xu, Bowen Wang, Chenhui Zhang, Da Yin, Diego Rojas, Guanyu Feng, Hanlin Zhao, Hanyu Lai, et al. Chatglm: A family of large language models from glm-130b to glm-4 all tools. *arXiv preprint arXiv:2406.12793*, 2024.
- David Ha and Douglas Eck. A neural representation of sketch drawings. *CoRR*, abs/1704.03477, 2017. URL <http://arxiv.org/abs/1704.03477>.
- Ankur Handa, Viorica Pătrăucean, Simon Stent, and Roberto Cipolla. Scenenet: An annotated model generator for indoor scene understanding. In *2016 IEEE International Conference on Robotics and Automation (ICRA)*, pp. 5737–5743. IEEE, 2016.
- Yinan He, Bei Gan, Siyu Chen, Yichun Zhou, Guojun Yin, Luchuan Song, Lu Sheng, Jing Shao, and Ziwei Liu. Forgerynet: A versatile benchmark for comprehensive forgery analysis. In *Proceedings of the IEEE/CVF conference on computer vision and pattern recognition*, pp. 4360–4369, 2021.
- Edward J Hu, Yelong Shen, Phillip Wallis, Zeyuan Allen-Zhu, Yuanzhi Li, Shean Wang, Lu Wang, and Weizhu Chen. Lora: Low-rank adaptation of large language models. *arXiv preprint arXiv:2106.09685*, 2021.
- Shengding Hu, Yuge Tu, Xu Han, Chaoqun He, Ganqu Cui, Xiang Long, Zhi Zheng, Yewei Fang, Yuxiang Huang, Weilin Zhao, et al. Minicpm: Unveiling the potential of small language models with scalable training strategies. *arXiv preprint arXiv:2404.06395*, 2024.
- Gary B Huang, Marwan Mattar, Tamara Berg, and Eric Learned-Miller. Labeled faces in the wild: A database for studying face recognition in unconstrained environments. In *Workshop on faces in Real-Life Images: detection, alignment, and recognition*, 2008.
- Gabriel Ilharco, Marco Tulio Ribeiro, Mitchell Wortsman, Suchin Gururangan, Ludwig Schmidt, Hannaneh Hajishirzi, and Ali Farhadi. Editing models with task arithmetic. *the 11th International Conference on Learning Representation (ICLR 2023)*, 2023.
- Harsh Jhamtani and Taylor Berg-Kirkpatrick. Learning to describe differences between pairs of similar images. *arXiv preprint arXiv:1808.10584*, 2018.

- Baoxiong Jia, Ting Lei, Song-Chun Zhu, and Siyuan Huang. Egotaskqa: Understanding human tasks in egocentric videos. *Advances in Neural Information Processing Systems*, 35:3343–3360, 2022.
- Albert Q Jiang, Alexandre Sablayrolles, Antoine Roux, Arthur Mensch, Blanche Savary, Chris Bamford, Devendra Singh Chaplot, Diego de las Casas, Emma Bou Hanna, Florian Bressand, et al. Mixtral of experts. *arXiv preprint arXiv:2401.04088*, 2024a.
- Dongfu Jiang, Xuan He, Huaye Zeng, Cong Wei, Max Ku, Qian Liu, and Wenhui Chen. Mantis: Interleaved multi-image instruction tuning. *arXiv preprint arXiv:2405.01483*, 2024b.
- Will Kay, Joao Carreira, Karen Simonyan, Brian Zhang, Chloe Hillier, Sudheendra Vijayanarasimhan, Fabio Viola, Tim Green, Trevor Back, Paul Natsev, et al. The kinetics human action video dataset. *arXiv preprint arXiv:1705.06950*, 2017.
- Muhammed Kocabas, Chun-Hao P Huang, Joachim Tesch, Lea Müller, Otmar Hilliges, and Michael J Black. Spec: Seeing people in the wild with an estimated camera. In *Proceedings of the IEEE/CVF International Conference on Computer Vision*, pp. 11035–11045, 2021.
- Matej Kristan, Jiri Matas, Ales Leonardis, Michael Felsberg, Roman Pflugfelder, Joni-Kristian Kamarainen, Martin Danelljan, Abdelrahman Eldesokey, Gabriel Fernandez, Alan Lukezic, et al. The sixth visual object tracking vot2018 challenge results. In *Proceedings of the European Conference on Computer Vision Workshops*, pp. 3–53, 2018.
- Hugo Laurençon, Lucile Saulnier, Léo Tronchon, Stas Bekman, Amanpreet Singh, Anton Lozhkov, Thomas Wang, Siddharth Karamcheti, Alexander Rush, Douwe Kiela, et al. Obelics: An open web-scale filtered dataset of interleaved image-text documents. *Advances in Neural Information Processing Systems*, 36, 2024a.
- Hugo Laurençon, Léo Tronchon, Matthieu Cord, and Victor Sanh. What matters when building vision-language models? *arXiv preprint arXiv:2405.02246*, 2024b.
- Ya Le and Xuan Yang. Tiny imagenet visual recognition challenge. *CS 231N*, 7(7):3, 2015.
- Feng Li, Renrui Zhang, Hao Zhang, Yuanhan Zhang, Bo Li, Wei Li, Zejun Ma, and Chunyuan Li. Llava-next-interleave: Tackling multi-image, video, and 3d in large multimodal models. *arXiv preprint arXiv:2407.07895*, 2024a.
- Qingyun Li, Zhe Chen, Weiyun Wang, Wenhui Wang, Shenglong Ye, Zhenjiang Jin, Guanzhou Chen, Yinan He, Zhangwei Gao, Erfei Cui, et al. Omnicorpus: An unified multimodal corpus of 10 billion-level images interleaved with text. *arXiv preprint arXiv:2406.08418*, 2024b.
- Zhang Li, Biao Yang, Qiang Liu, Zhiyin Ma, Shuo Zhang, Jingxu Yang, Yabo Sun, Yuliang Liu, and Xiang Bai. Monkey: Image resolution and text label are important things for large multi-modal models. In *Proceedings of the IEEE/CVF Conference on Computer Vision and Pattern Recognition*, pp. 26763–26773, 2024c.
- Zhengqi Li and Noah Snavely. Megadepth: Learning single-view depth prediction from internet photos. In *Proceedings of the IEEE conference on computer vision and pattern recognition*, pp. 2041–2050, 2018.
- Tsung-Yi Lin, Michael Maire, Serge Belongie, James Hays, Pietro Perona, Deva Ramanan, Piotr Dollár, and C Lawrence Zitnick. Microsoft coco: Common objects in context. In *Computer Vision—ECCV 2014: 13th European Conference, Zurich, Switzerland, September 6-12, 2014, Proceedings, Part V 13*, pp. 740–755. Springer, 2014.

- Fangyu Liu, Emanuele Bugliarello, Edoardo Maria Ponti, Siva Reddy, Nigel Collier, and Desmond Elliott. Visually grounded reasoning across languages and cultures. In *Proceedings of the 2021 Conference on Empirical Methods in Natural Language Processing*, pp. 10467–10485, Online and Punta Cana, Dominican Republic, November 2021a. Association for Computational Linguistics. URL <https://aclanthology.org/2021.emnlp-main.818>.
- Haotian Liu, Chunyuan Li, Yuheng Li, and Yong Jae Lee. Improved baselines with visual instruction tuning. In *Proceedings of the IEEE/CVF Conference on Computer Vision and Pattern Recognition*, pp. 26296–26306, 2024a.
- Haotian Liu, Chunyuan Li, Yuheng Li, Bo Li, Yuanhan Zhang, Sheng Shen, and Yong Jae Lee. Llava-next: Improved reasoning, ocr, and world knowledge, 2024b.
- Hong Liu, Yue Liu, Mengyuan Wang, Yuyan Chen, Limin Shen, and Qinghua Zhu. Pku-mmmd: A large scale benchmark for continuous multi-modal human action understanding. In *Proceedings of the International Joint Conference on Artificial Intelligence*, pp. 1174–1181.
- Jiaying Liu, Dejia Xu, Wenhan Yang, Minhao Fan, and Haofeng Huang. Benchmarking low-light image enhancement and beyond. *International Journal of Computer Vision*, 129:1153–1184, 2021b.
- Xinchen Liu, Wu Liu, Tao Mei, and Huadong Ma. A deep learning-based approach to progressive vehicle re-identification for urban surveillance. In *Computer Vision–ECCV 2016: 14th European Conference, Amsterdam, The Netherlands, October 11–14, 2016, Proceedings, Part II 14*, pp. 869–884. Springer, 2016.
- Yuan Liu, Haodong Duan, Yuanhan Zhang, Bo Li, Songyang Zhang, Wangbo Zhao, Yike Yuan, Jiaqi Wang, Conghui He, Ziwei Liu, et al. Mmbench: Is your multi-modal model an all-around player? *arXiv preprint arXiv:2307.06281*, 2023.
- Ziwei Liu, Ping Luo, Xiaogang Wang, and Xiaoou Tang. Deep learning face attributes in the wild. In *Proceedings of the IEEE international conference on computer vision*, pp. 3730–3738, 2015.
- Haoyu Lu, Wen Liu, Bo Zhang, Bingxuan Wang, Kai Dong, Bo Liu, Jingxiang Sun, Tongzheng Ren, Zhuoshu Li, Yaofeng Sun, et al. Deepseek-vl: towards real-world vision-language understanding. *arXiv preprint arXiv:2403.05525*, 2024a.
- Pan Lu, Liang Qiu, Jiaqi Chen, Tony Xia, Yizhou Zhao, Wei Zhang, Zhou Yu, Xiaodan Liang, and Song-Chun Zhu. Iconqa: A new benchmark for abstract diagram understanding and visual language reasoning. *arXiv preprint arXiv:2110.13214*, 2021.
- Pan Lu, Hritik Bansal, Tony Xia, Jiacheng Liu, Chunyuan Li, Hannaneh Hajishirzi, Hao Cheng, Kai-Wei Chang, Michel Galley, and Jianfeng Gao. Mathvista: Evaluating mathematical reasoning of foundation models in visual contexts. *arXiv preprint arXiv:2310.02255*, 2023.
- Quanfeng Lu, Wenqi Shao, Zitao Liu, Fanqing Meng, Boxuan Li, Botong Chen, Siyuan Huang, Kaipeng Zhang, Yu Qiao, and Ping Luo. Gui odyssey: A comprehensive dataset for cross-app gui navigation on mobile devices. *arXiv preprint arXiv:2406.08451*, 2024b.
- Xiaojian Ma, Silong Yong, Zilong Zheng, Qing Li, Yitao Liang, Song-Chun Zhu, and Siyuan Huang. Sqa3d: Situated question answering in 3d scenes. *arXiv preprint arXiv:2210.07474*, 2022.
- U-V Marti and Horst Bunke. The iam-database: an english sentence database for offline handwriting recognition. *International journal on document analysis and recognition*, 5:39–46, 2002.

- Laurent Mertens, Elahe' Yargholi, Hans Op de Beeck, Jan Van den Stock, and Joost Vennekens. Find-
ingemo: An image dataset for emotion recognition in the wild. *arXiv preprint arXiv:2402.01355*,
2024.
- Morris Moscovitch, Lynn Nadel, Gordon Winocur, Asaf Gilboa, and R Shayna Rosenbaum. The
cognitive neuroscience of remote episodic, semantic and spatial memory. *Current opinion in
neurobiology*, 16(2):179–190, 2006.
- Maria-Elena Nilsback and Andrew Zisserman. Automated flower classification over a large number
of classes. In *2008 Sixth Indian conference on computer vision, graphics & image processing*, pp.
722–729. IEEE, 2008.
- OpenAI. Gpt-4o. <https://openai.com/index/hello-gpt-4o/>, 2024.
- Paritosh Parmar and Brendan Morris. Action quality assessment across multiple actions. In *2019
IEEE winter conference on applications of computer vision (WACV)*, pp. 1468–1476. IEEE, 2019.
- Paritosh Parmar and Brendan Tran Morris. Learning to score olympic events. In *Proceedings of the
IEEE conference on computer vision and pattern recognition workshops*, pp. 20–28, 2017.
- Xingchao Peng, Qinxun Bai, Xide Xia, Zijun Huang, Kate Saenko, and Bo Wang. Moment matching
for multi-source domain adaptation. In *Proceedings of the IEEE/CVF international conference
on computer vision*, pp. 1406–1415, 2019.
- Jordi Pont-Tuset, Federico Perazzi, Sergi Caelles, Pablo Arbelaez, Alexander Sorkine-Hornung,
and Luc Van Gool. The 2017 davis challenge on video object segmentation. *arXiv preprint
arXiv:1704.00675*, 2017.
- Tianwen Qian, Jingjing Chen, Linhai Zhuo, Yang Jiao, and Yu-Gang Jiang. Nuscenescs-qa: A
multi-modal visual question answering benchmark for autonomous driving scenario. In *Proceedings
of the AAAI Conference on Artificial Intelligence*, volume 38, pp. 4542–4550, 2024.
- Machel Reid, Nikolay Savinov, Denis Teplyashin, Dmitry Lepikhin, Timothy Lillicrap, Jean-baptiste
Alayrac, Radu Soricut, Angeliki Lazaridou, Orhan Firat, Julian Schrittwieser, et al. Gemini
1.5: Unlocking multimodal understanding across millions of tokens of context. *arXiv preprint
arXiv:2403.05530*, 2024.
- Amir Rosenfeld, Markus D Solbach, and John K Tsotsos. Totally looks like-how humans compare,
compared to machines. In *Proceedings of the IEEE Conference on Computer Vision and Pattern
Recognition Workshops*, pp. 1961–1964, 2018.
- Andreas Rossler, Davide Cozzolino, Luisa Verdoliva, Christian Riess, Justus Thies, and Matthias
Nießner. Faceforensics++: Learning to detect manipulated facial images. In *Proceedings of the
IEEE/CVF international conference on computer vision*, pp. 1–11, 2019.
- Babak Saleh and Ahmed Elgammal. Large-scale classification of fine-art paintings: Learning the
right metric on the right feature. *arXiv preprint arXiv:1505.00855*, 2015.
- Adam Santoro, Felix Hill, David Barrett, Ari Morcos, and Timothy Lillicrap. Measuring abstract
reasoning in neural networks. In *International conference on machine learning*, pp. 4477–4486,
2018.
- Amir Shahroudy, Jun Liu, Tian-Tsong Ng, and Gang Wang. Ntu rgb+d: A large scale dataset
for 3d human activity analysis. In *Proceedings of the IEEE conference on computer vision and
pattern recognition*, pp. 1010–1019, 2016.

- Nathan Silberman, Derek Hoiem, Pushmeet Kohli, and Rob Fergus. Indoor segmentation and support inference from rgb-d images. In *Computer Vision–ECCV 2012: 12th European Conference on Computer Vision, Florence, Italy, October 7–13, 2012, Proceedings, Part V 12*, pp. 746–760. Springer, 2012.
- Dingjie Song, Shunian Chen, Guiming Hardy Chen, Fei Yu, Xiang Wan, and Benyou Wang. Milebench: Benchmarking mlms in long context. *arXiv preprint arXiv:2404.18532*, 2024.
- Shuran Song, Samuel P Lichtenberg, and Jianxiong Xiao. Sun rgb-d: A rgb-d scene understanding benchmark suite. In *Proceedings of the IEEE conference on computer vision and pattern recognition*, pp. 567–576, 2015.
- Nitish Srivastava, Elman Mansimov, and Ruslan Salakhudinov. Unsupervised learning of video representations using lstms. In *International conference on machine learning*, pp. 843–852. PMLR, 2015.
- Alane Suhr, Mike Lewis, James Yeh, and Yoav Artzi. A corpus of natural language for visual reasoning. In *Proceedings of the 55th Annual Meeting of the Association for Computational Linguistics (Volume 2: Short Papers)*, pp. 217–223, 2017.
- Ryota Tanaka, Kyosuke Nishida, Kosuke Nishida, Taku Hasegawa, Itsumi Saito, and Kuniko Saito. Slidevqa: A dataset for document visual question answering on multiple images. In *Proceedings of the AAAI Conference on Artificial Intelligence*, volume 37, pp. 13636–13645, 2023.
- Gemini Team, Rohan Anil, Sebastian Borgeaud, Yonghui Wu, Jean-Baptiste Alayrac, Jiahui Yu, Radu Soricut, Johan Schalkwyk, Andrew M Dai, Anja Hauth, et al. Gemini: a family of highly capable multimodal models. *arXiv preprint arXiv:2312.11805*, 2023.
- Hugo Touvron, Thibaut Lavril, Gautier Izacard, Xavier Martinet, Marie-Anne Lachaux, Timothée Lacroix, Baptiste Rozière, Naman Goyal, Eric Hambro, Faisal Azhar, et al. Llama: Open and efficient foundation language models. *arXiv preprint arXiv:2302.13971*, 2023.
- Mikaela Angelina Uy, Quang-Hieu Pham, Binh-Son Hua, Thanh Nguyen, and Sai-Kit Yeung. Revisiting point cloud classification: A new benchmark dataset and classification model on real-world data. In *Proceedings of the IEEE/CVF international conference on computer vision*, pp. 1588–1597, 2019.
- Catherine Wah, Steve Branson, Peter Welinder, Pietro Perona, and Serge Belongie. The caltech-ucsd birds-200-2011 dataset. 2011.
- Fei Wang, Xingyu Fu, James Y Huang, Zekun Li, Qin Liu, Xiaogeng Liu, Mingyu Derek Ma, Nan Xu, Wenxuan Zhou, Kai Zhang, et al. Muirbench: A comprehensive benchmark for robust multi-image understanding. *arXiv preprint arXiv:2406.09411*, 2024.
- Limin Wang, Yu Qiao, Xiaoou Tang, et al. Action recognition and detection by combining motion and appearance features. *THUMOS14 Action Recognition Challenge*, 1(2):2, 2014.
- Haoning Wu, Zicheng Zhang, Erli Zhang, Chaofeng Chen, Liang Liao, Annan Wang, Chunyi Li, Wenxiu Sun, Qiong Yan, Guangtao Zhai, et al. Q-bench: A benchmark for general-purpose foundation models on low-level vision. *arXiv preprint arXiv:2309.14181*, 2023.
- Zhirong Wu, Shuran Song, Aditya Khosla, Fisher Yu, Linguang Zhang, Xiaoou Tang, and Jianxiong Xiao. 3d shapenets: A deep representation for volumetric shapes. In *Proceedings of the IEEE conference on computer vision and pattern recognition*, pp. 1912–1920, 2015.

- Junbin Xiao, Xindi Shang, Angela Yao, and Tat-Seng Chua. Next-qa: Next phase of question-answering to explaining temporal actions. In *Proceedings of the IEEE/CVF Conference on Computer Vision and Pattern Recognition (CVPR)*, pp. 9777–9786, June 2021.
- Binzhu Xie, Sicheng Zhang, Zitang Zhou, Bo Li, Yuanhan Zhang, Jack Hessel, Jingkan Yang, and Ziwei Liu. Funqa: Towards surprising video comprehension. *arXiv preprint arXiv:2306.14899*, 2023.
- Jun Xu, Tao Mei, Ting Yao, and Yong Rui. Msr-vtt: A large video description dataset for bridging video and language. In *Proceedings of the IEEE conference on computer vision and pattern recognition*, pp. 5288–5296, 2016.
- Peng Xu, Wenqi Shao, Kaipeng Zhang, Peng Gao, Shuo Liu, Meng Lei, Fanqing Meng, Siyuan Huang, Yu Qiao, and Ping Luo. Lvlm-ehub: A comprehensive evaluation benchmark for large vision-language models. *arXiv preprint arXiv:2306.09265*, 2023.
- Semih Yagcioglu, Aykut Erdem, Erkut Erdem, and Nazli Ikizler-Cinbis. Recipeqa: A challenge dataset for multimodal comprehension of cooking recipes. *arXiv preprint arXiv:1809.00812*, 2018.
- Linjie Yang, Yuchen Fan, and Ning Xu. Video instance segmentation. In *Proceedings of the IEEE International Conference on Computer Vision*, pp. 5188–5197, 2019.
- Kaining Ying, Fanqing Meng, Jin Wang, Zhiqian Li, Han Lin, Yue Yang, Hao Zhang, Wenbo Zhang, Yuqi Lin, Shuo Liu, et al. Mmt-bench: A comprehensive multimodal benchmark for evaluating large vision-language models towards multitask agi. *arXiv preprint arXiv:2404.16006*, 2024.
- Xiang Yue, Yuansheng Ni, Kai Zhang, Tianyu Zheng, Ruoyi Liu, Ge Zhang, Samuel Stevens, Dongfu Jiang, Weiming Ren, Yuxuan Sun, et al. Mmmu: A massive multi-discipline multimodal understanding and reasoning benchmark for expert agi. *arXiv preprint arXiv:2311.16502*, 2023.
- Xiang Yue, Yuansheng Ni, Kai Zhang, Tianyu Zheng, Ruoyi Liu, Ge Zhang, Samuel Stevens, Dongfu Jiang, Weiming Ren, Yuxuan Sun, et al. Mmmu: A massive multi-discipline multimodal understanding and reasoning benchmark for expert agi. In *Proceedings of the IEEE/CVF Conference on Computer Vision and Pattern Recognition*, pp. 9556–9567, 2024.
- Chi Zhang, Baoxiong Jia, Feng Gao, Yixin Zhu, and Song-Chun Zhu. Raven: A dataset for relational and analogical visual reasoning. In *Proceedings of the IEEE Conference on Computer Vision and Pattern Recognition*, pp. 5317–5327, 2019.
- Zhanpeng Zhang, Ping Luo, Chen Change Loy, and Xiaoou Tang. From facial expression recognition to interpersonal relation prediction. *International Journal of Computer Vision*, 126:550–569, 2018.
- Wenliang Zhao, Yongming Rao, Yansong Tang, Jie Zhou, and Jiwen Lu. Videoabc: A real-world video dataset for abductive visual reasoning. *IEEE Transactions on Image Processing*, 31:6048–6061, 2022.
- Liang Zheng, Liye Shen, Lu Tian, Shengjin Wang, Jingdong Wang, and Qi Tian. Scalable person re-identification: A benchmark. In *Proceedings of the IEEE international conference on computer vision*, pp. 1116–1124, 2015.
- Bolei Zhou, Agata Lapedriza, Aditya Khosla, Aude Oliva, and Antonio Torralba. Places: A 10 million image database for scene recognition. *IEEE Transactions on Pattern Analysis and Machine Intelligence*, 2017.

Luowei Zhou, Nathan Louis, and Jason J Corso. Weakly-supervised video object grounding from text by loss weighting and object interaction. *arXiv preprint arXiv:1805.02834*, 2018.

Wanrong Zhu, Jack Hessel, Anas Awadalla, Samir Yitzhak Gadre, Jesse Dodge, Alex Fang, Youngjae Yu, Ludwig Schmidt, William Yang Wang, and Yejin Choi. Multimodal c4: An open, billion-scale corpus of images interleaved with text. *Advances in Neural Information Processing Systems*, 36, 2024.

A MMIU DETAILS

A.1 MULTI-IMAGE RELATIONS

Overall, inspired by cognitive psychology, MMIU encompasses three broad types of image relationships: semantic, temporal, and spatial. Furthermore, we refine all detailed types as follows:

- Low-level semantic relations: This mainly refers to multi-image comparisons of low-level visual features, such as lighting, quality, and saturation.
- High-level semantic relationship (objective): This refers to the objective assessment of high-level image features, such as objects (e.g., dog), attributes (e.g., number), and relationships between objects (e.g., person serving a ball, person catching a ball).
- High-level semantic relationship (subjective): This refers to the subjective assessment of high-level image features, such as thematic association (e.g., determining whether a set of images conveys a theme) or emotional association (e.g., identifying the emotions expressed in the images).
- Discrete time (event) temporal relationship: Compared to continuous video frames, this mainly refers to discrete event/time sequence image tasks, such as the analysis and reasoning of multi-step tutorials.
- Continuous time temporal relationship: It mainly refers to video frame sequence tasks, including perception (e.g., action classification) and reasoning (e.g., action prediction).
- Two-dimensional spatial relationship: This mainly refers to two-dimensional spatial multi-image relationships, such as rotation, translation, and symmetry.
- Three-dimensional spatial relationship: This mainly refers to multi-image relationships in three-dimensional spatial contexts, such as different perspectives and depth variations.

A.2 HIERARCHICAL STRUCTURE OF MMIU

Image relationships and corresponding tasks. We present all 7 types of image relationships in MMIU, totaling 52 tasks. Table 4 includes the distribution of tasks for each type of image relationship.

Table 4: Details of tasks classified by image relationship of our MMIU.

Image Relationship	Task	# Number
Two-dimensional spatial relationship	ravens-progressive-matrices, jigsaw-puzzle-solving, image-captioning-with-spatial-context, icon-question-answering-with-spatial-context, image-text-retrieval-with-spatial-context, image-spatial-transformation-estimation, homography-estimation, point-tracking, single-object-tracking	9

Table 4 – continued from previous page

Image Relationship	Task	# Number
Three-dimensional spatial relationship	threeD-scene-reconstruction, threeD-object-detection, egocentric-video-question- answering, threeD-object- tracking, threeD-pose- estimation, multiview- reasoning, multiview-action- recognition, threeD-depth- estimation, threeD-question- answering, threed-cad- recognition, threed-indoor- recognition	11
Discrete time (event) temporal relationship	visual-coherence, textual-cloze, gui-app-recognition, gui-next- action-prediction, visual-cloze, visual-ordering	6
Continuous time temporal relationship	general-action-recognition, video-captioning, next-img- prediction, temporal-ordering, meme-video-understanding, action-quality-assessment, temporal-localization, mevis	8
Low-level semantic relations	visual-quality-assessment, forensic-detection	2
High-level semantic relationship (objective)	visually-grounded-reasoning, image2image-retrieval, sketch2image-retrieval, vehicle- retrieval, text2image-retrieval, face-retrieval, handwritten- retrieval, person-reid, spot-the- diff, spot-the-similarity, visual- correspondence, semantic- correspondence, functional- correspondence	13
High-level semantic relationship (subjective)	emotion-recognition, causality- reasoning, multiple-image- captioning	3

Tasks and corresponding datasets. To introduce MMIU more thoroughly, we need to introduce all 52 tasks in MMIU, their specific descriptions, and which datasets they come from. Table 5, Table 5, and Table 7 respectively show the specific descriptions and data sources of tasks corresponding to temporal relationships, spatial relationships, and semantic relationships.

Table 5: Task descriptions and corresponding datasets for multi-image tasks in temporal relationships

Task Name	Task Description	Dataset
Action Quality Assessment	Action Quality Assessment involves evaluating the quality of an action or movement depicted in a sequence of natural images. Given a sequence of natural images capturing the action, the task requires assessing the quality of the action or movement.	Olympic (Parmar & Tran Morris, 2017), AQA-7 (Parmar & Morris, 2019)
Action Recognition	General Action Recognition is a vision task that involves recognizing and classifying the actions or activities depicted in a sequence of natural images.	Kinetics (Kay et al., 2017)
Meme Video Understanding	Meme Video Understanding task involves understanding and interpreting the content and context of a meme video, where the visual input consists of a sequence of synthetic images. The task requires providing an explanation of the meme video content or context.	FunQA (Xie et al., 2023)
Mevis	MeVIS involves localizing objects of interest within a series of natural images.	MeVIS (Ding et al., 2023)
Next Image Prediction	Next Image Prediction refers to predicting the image at the next moment based on a given series of images in chronological order.	Moving MNist (Srivastava et al., 2015)
Temporal Localization	Temporal Localization involves identifying the instance or target in a sequence of frames or a video at a specific time or time range. The task requires analyzing a sequence of natural images and determining the identifier of the target instance in the sequence.	YouCook2 (Zhou et al., 2018), THU-MOS14 (Wang et al., 2014)
Temporal Ordering	Temporal Ordering is a vision task that involves arranging a sequence of shuffled natural images in the correct temporal order.	Penn-Action (Chiu et al., 2019)
Video Captioning	Video Captioning involves generating textual descriptions for a sequence of video frames, providing a narrative or informative explanation for the visual content.	MSVD (Chen & Dolan, 2011), MSRVT (Xu et al., 2016)
visual close	Visual cloze style questions test a skill similar to that of textual cloze task with the difference that the missing information in this task reside in the visual domain	RecipeQA (Yagcioglu et al., 2018)
textual close	Textual cloze style questions test the ability to infer missing text either in the title or in the step description by taking into account the question’s context which includes a set of illustrative images besides text	RecipeQA (Yagcioglu et al., 2018)

Table 5 – continued from previous page

Task Name	Task Description	Dataset
visual coherence	Visual coherence style questions test the capability to identify an incoherent image in an ordered set of images given the titles and descriptions of the corresponding recipe as the context.	RecipeQA (Yagcioglu et al., 2018)
visual ordering	Visual ordering questions test the ability of a system in finding a correctly ordered sequence given a jumbled set of representative images of a recipe. As in the previous visual tasks, the context of this task consists of the titles and descriptions of a recipe	RecipeQA (Yagcioglu et al., 2018)
gui app recognition	Identify and analyze the applications utilized in the graphical user interface (GUI) segment of the episode.	GUI-Odyssey (Lu et al., 2024b)
gui next action prediction	Predict the subsequent action based on the information provided in the previous screenshot and the given graphical user interface (GUI) navigation instructions.	GUI-Odyssey (Lu et al., 2024b)

Table 6: Task descriptions and corresponding datasets for multi-image tasks in spatial relationships

Task Name	Task Description	Dataset
Raven’s Progressive Matrices	Raven’s Progressive Matrices is a visual reasoning task involving synthetic images. Given a set of visual patterns, the task requires identifying the missing pattern from a set of options.	RAVEN (Zhang et al., 2019), PGM (Santoro et al., 2018)
Jigsaw Puzzle Solving	Jigsaw Puzzle Solving task involves solving a jigsaw puzzle made up of natural images. The visual input consists of a shuffled patch of a natural image, and the instruction asks to rearrange the patches to reconstruct the original image. The patches can be fed as a set of images.	MSCOCO (Lin et al., 2014), WikiArt (Saleh & Elgammal, 2015)
Image Spatial Transformation Estimation	Given pairs of images depicting scenes before and after a spatial transformation (e.g., rotation, translation), predict the type and magnitude of the transformation that occurred.	MSCOCO (Lin et al., 2014)
Image Captioning with Spatial Context	Given a set of images (in NLVR, each sample can be split into 3 images), generate one sentence consistent with all images in terms of spatial context.	NLVR (Suhr et al., 2017)

Table 6 – continued from previous page

Task Name	Task Description	Dataset
Icon Question Answering with Spatial Context	Answer a multi-choice question in an icon image context.	IconQA (Lu et al., 2021) (a subset of it addresses spatial reasoning with multi-image.)
Image Text Retrieval with Spatial Context	Given a text addressing spatial context, identify the matched image within candidates.	SPEC (Kocabas et al., 2021)
Homography Estimation	Computing the 3x3 homography matrix that maps the coordinates of points in one image to their corresponding coordinates in another image. (Two images of the same planar.)	HPatch (Bantanas et al., 2017), Kaggle for HPatch
Single Object Tracking	Visual Tracking involves following an object or region of interest across a series of images or frames. Given a query natural image with visual annotations, the task is to track the specified object or region in subsequent natural images.	TAP-Vid-DAVIS, TAP-Vid-RGB-stacking (Doersch et al., 2022)
Point Tracking	Point Tracking involves locating and tracking a specific point of interest within a natural image. Given a query natural image with a visual mark indicating the initial position of the point, the task requires finding the same point within another natural image.	Mevis (Ding et al., 2023)
3D Classification - CAD	3D classification - CAD involves classifying 3D images into specific categories based on their content and features.	ModelNet40 (Wu et al., 2015)
3D Classification - Indoor Point Cloud	3D classification - indoor Point Cloud involves categorizing indoor scenes based on 3D point cloud data.	ScanObjectNN (Uy et al., 2019)
Multi-view Reasoning	This task is centered on evaluating the multi-view reasoning capabilities of models. The objective is to deduce the relative camera motion based on two images of an object captured from different viewpoints.	BLINK (Fu et al., 2024b)

Table 6 – continued from previous page

Task Name	Task Description	Dataset
3D Object Detection and Pose Estimation	Detect objects and estimate their poses in 3D space using multiple views of the scene. Input Format: A Set of RGB images captured from different viewpoints, and a query image. Output Format: Detected objects with their 3D bounding boxes and poses based on the query image.	ScanNet (Dai et al., 2017), SceneNet (Handa et al., 2016), SUN RGB-D (Song et al., 2015), nuScenes (Caesar et al., 2020)
3D Scene Reconstruction	Reconstruct the 3D geometry of a scene. Input Format: An RGB image and a depth image. Output Format: A set of images captured from different viewpoints for this scene.	ScanNet (Dai et al., 2017), Matterport3D (Chang et al., 2017), SUN RGB-D (Song et al., 2015)
3D Object Tracking	Input: Sequences of RGB-D images capturing object motion over time. Task: Track the movement of objects in 3D space across multiple frames. Output: Trajectories or paths of objects in 3D space (e.g., a sequence of 3D poses (position and orientation)).	KITTI (Geiger et al., 2013), nuScenes (Caesar et al., 2020)
Multi-View Object Instance Segmentation	Estimate the instance-level segmentation map for a query image based on multiple images captured from different viewpoints. Input Format: A Set of RGB images captured from different viewpoints, and a query image. Output Format: A corresponding instance-level segmentation map for the query image.	ScanNet (Dai et al., 2017), SceneNet (Handa et al., 2016), NYU Depth Dataset (Silberman et al., 2012), SUN RGB-D (Song et al., 2015)
Multi-View Depth Estimation	Estimate the depth map for a query image based on multiple images captured from different viewpoints. Input Format: A Set of RGB images captured from different viewpoints, and a query image. Output Format: A corresponding depth map for the query image.	MegaDepth (Li & Snavely, 2018), SceneNet (Handa et al., 2016), SUN RGB-D (Song et al., 2015)

Table 6 – continued from previous page

Task Name	Task Description	Dataset
Multi-View Action Recognition	Recognize human actions or activities in a scene using information from multiple views. Input Format: A set of RGB images from multiple views. Output Format: Action labels/categories.	NTU RGB+D (Shahroudy et al., 2016), PKUMMD (Liu et al.)
3D Question Answering	Given inputs of the point cloud and a question about the 3D scene (real life), the model aims to output the correct answer.	ScanQA (Azuma et al., 2022), NuScenes-QA (Qian et al., 2024), SQA3D (Ma et al., 2022)
Egocentric Video Question-Answering	Egocentric Video Question-Answering (EgoVQA) is a task that involves understanding and reasoning about activities and events from the first-person perspective. In this task, the model is presented with a sequence of egocentric (first-person) videos, typically captured by wearable cameras such as head-mounted cameras. The goal is to answer questions related to the content and context of the videos.	EgoTaskQA (Jia et al., 2022)
Visual Navigation and Robotics	Given a series of images captured by robots or drones in different locations, the model outputs navigation commands or robot actions based on its spatial reasoning about the environment. Outputs may include directions for navigation, obstacle avoidance strategies, or object manipulation instructions.	DriveMLM (synthetic), YouTube-VIS (Yang et al., 2019), DAVIS (Pont-Tuset et al., 2017), VOT2018 (Kristan et al., 2018)

Table 7: Task descriptions and corresponding datasets for multi-image tasks in semantic relationships

Task Name	Task Description	Dataset
Visual Quality Assessment	This task is to evaluate the visual quality of two images, such as resolution, brightness, and clarity.	Q-bench (Wu et al., 2023), VE-LOL-L (Liu et al., 2021b)

Table 7 – continued from previous page

Task Name	Task Description	Dataset
Forensic Detection	This task involves multiple images and requires determining which image is fake and not authentically composed.	FaceForensics++ (Rossler et al., 2019), ForgeryNet (He et al., 2021)
Visually Grounded Reasoning	This task involves giving a pair of images and checking if the sentence description matches the image pair.	NLVR v2 (Suhr et al., 2017), MaRVL (Liu et al., 2021a)
Image-to-Image Retrieval	Image-to-Image Retrieval involves retrieving the candidate image ID that is most similar to the query image.	places365 (Zhou et al., 2017), tiny-imagenet (Le & Yang, 2015)
Sketch-to-Image Retrieval	Sketch-to-Image Retrieval involves retrieving candidate images that are most similar to a given sketch image.	quickdraw (Ha & Eck, 2017), DomainNet (Peng et al., 2019)
Text-to-Image Retrieval	Text-to-Image task involves generating an image based on a given textual description. The visual input consists of natural images, and the task instruction example could be 'Generate an image based on the provided text description.' The output provides the identifier of the generated image.	CUB220-2011 (Wah et al., 2011), Flowers102 (Nilsback & Zisserman, 2008)
Person Re-Identification	Person Re-Identification involves identifying and matching a person's appearance across different camera views or over time. The task requires comparing a query image of a person with multiple candidate images to determine if the same person appears in the candidates.	Market-1501-v15 (Zheng et al., 2015)
Vehicle Re-Identification	Vehicle Re-Identification involves identifying a specific vehicle from a set of candidate vehicle images based on a given query image of the vehicle.	veri-776 (Liu et al., 2016)

Table 7 – continued from previous page

Task Name	Task Description	Dataset
Face Verification	Face verification involves recognizing the identity of a query face image by comparing it with each support face image with an annotated identity.	LFW (Huang et al., 2008), CelebA (Liu et al., 2015)
Handwritten Text Retrieval	Handwritten Text Retrieval and Verification involves retrieving and verifying handwritten text from a query image against candidate images containing handwritten text.	IAM (Marti & Bunke, 2002)
Spot the Difference	Spot the Difference task involves identifying the numeric value corresponding to the number of differences between two natural images.	spot-the-diff (Jhamtani & Berg-Kirkpatrick, 2018)
Spot the Similarity	Spot the Similarity involves identifying the similarity between multiple images and providing an explanation for the judgment.	TLL (Rosenfeld et al., 2018), DISC21 (Douze et al., 2021)
Visual Correspondence	This task involves providing several images from different angles and finding the same points in different perspectives, such as specific pixels.	BLINK (Fu et al., 2024b), ScanNet (Dai et al., 2017)
Semantic Correspondence	The task requires providing several images of different species and identifying semantically identical points across the different species, such as the head of a horse and the head of a human.	BLINK (Fu et al., 2024b), MISC210K
Functional Correspondence	The task requires providing several images of different tools and identifying functionally identical points across the different tools, such as the handle of a broom and the handle of a toothbrush.	BLINK (Fu et al., 2024b), FunKPoint
Emotion Recognition	The task is to provide multiple images, most of which depict the same emotion, and identify the one image that represents a different emotion.	FindingEmo (Mertens et al., 2024), ExpW (Zhang et al., 2018)

Table 7 – continued from previous page

Task Name	Task Description	Dataset
Casuality Reasoning	The task is to provide multiple images from a video and ask about the cause leading to a specific result, such as: "Why did the little girl stop the car?" The answer might be: "She stopped to wait for her mom."	NeXTQA (Xiao et al., 2021), VideoABC (Zhao et al., 2022)
Multi-image Captioning	The task is to provide multiple images of discrete events and require a title for them.	SSID (Abdelhamed et al., 2018)

A.3 TASK ABBREVIATIONS

Due to the large number of tasks and models evaluated in the benchmark, we use abbreviations to streamline the manuscript. Table 8 lists the abbreviations used throughout the paper.

Table 8: The Abbreviations of terms mentioned in this paper and their corresponding full terms.

Abbreviation	Full Term	Abbreviation	Full Term
Tasks			
I2IR	Image2Image Retrieval	S2IR	Sketch2Image Retrieval
VR	Vehicle Retrieval	FD	Forensic Detection
CR	Casuality Reasoning	T2IR	Text2Image Retrieval
FR	Face Retrieval	ER	Emotion Recognition
FC	Functional Correspondence	HR	Handwritten Retrieval
VCor	Visual Correspondence	VGR	Visually Grounded Reasoning
STD	Spot the Difference	VQA	Visual Quality Assessment
MIC	Multiple Image Captioning	PR	Person Re-ID
SC	Semantic Correspondence	STS	Spot the Similarity
GAR	General Action Recognition	AQA	Action Quality Assessment
NIP	Next Image Prediction	MVU	Meme Video Understanding
TL	Temporal Localization	MEV	MeVis
TC	Textual Cloze	GuAR	GUI App Recognition
GNAP	GUI Next Action Prediction	VO	Visual Ordering
VCo	Visual Coherence	VidCap	Video Captioning
TO	Temporal Ordering	VClz	Visual Cloze
MAR	Multiview Action Recognition	HE	Homography Estimation
3DOT	3D Object Tracking	ICSC	Image Captioning with Spatial Context
MR	Multiview Reasoning	ITRSC	Image Text Retrieval with Spatial Context
IQASC	Icon Question Answering with Spatial Context	3DE	3D Depth Estimation
RPM	Ravens Progressive Matrices	3DPE	3D Pose Estimation
3DSR	3D Scene Reconstruction	JPS	Jigsaw Puzzle Solving
3DCR	3D CAD Recognition	3DOD	3D Object Detection
ISTE	Image Spatial Transformation Estimation	EVQA	Egocentric Video Question Answering
3DIR	3D Indoor Recognition	3DQA	3D Question Answering
PT	Point Tracking	SOT	Single Object Tracking

A.4 CONSTRUCTION

Metadata. We organize the dataset of each collected task into a metadata format. This structured format helps us easily convert it into multiple-choice questions without losing information. The specific metadata format can be referenced in Table A.4.

Unanswerable Set. We consider five strategies for modifying an answerable instance into its unanswerable counterpart with minimal changes. The five strategies include replacing key

Metadata Example

```

Task Info: {
  TaskName: Name of the task ,
  TaskDescription: Description of the task ,
  Input Format: Input data formats, such as text and images ,
  Output Format: Output data format, such as text or image ,
}
Samples: [
  {
    Source: The data set source of this sample ,
    Input: {
      Input Image: The path of the input image, in list format ,
      Input Context: The context needed to solve the problem, in text form ,
      Question: Input question or instruction ,
      Visual Component: Image type, such as depth image, natural image ,
    }
    Output: The actual textual output of the problem, which may be text (caption task) or image path (retrieval task), etc. ,
  }
]

```

words, replacing the answer image, replacing other images, shuffling all images, and using irrelevant question/image sets. For each task, we select the most suitable strategy or combination of strategies to construct the corresponding unanswerable task. The specific construction methods for each task can be referenced in Table 11.

Task	replace key word	replace answer image	replace other images	shuffle all images	irrelevant question/image set
CR	Yes	No	No	No	Yes
T2IR	Yes	Yes	No	No	Yes
VCo	No	Yes	No	No	No
VO	No	No	No	No	No
GAR	No	No	No	Yes	Yes
TL	Yes	Yes	No	No	Yes
TO	No	No	No	Yes	No
VidCap	No	No	No	Yes	Yes
HE	No	No	Yes	Yes	Yes
IQASC	Yes	Yes	Yes	No	Yes
ISTE	No	No	Yes	No	Yes
ITRSC	Yes	Yes	Yes	No	Yes
JPS	No	No	Yes	Yes	Yes
MAR	No	No	Yes	No	Yes
3DE	No	Yes	Yes	Yes	Yes
3DOD	No	No	Yes	Yes	No
3DPE	No	No	Yes	Yes	Yes
3DSR	No	Yes	Yes	Yes	Yes
3DCR	No	Yes	No	No	Yes
3DIR	No	Yes	No	No	Yes

Table 9: Causes of Unanswerable Tasks Considered in Their Construction: Note that a single task often corresponds to multiple causes for being unanswerable.

B EXPERIMENT DETAILS

B.1 MODEL DETAILS

Table 10 provides an overview of the LVLMS utilized in this study, detailing their parameter sizes, visual encoders, and LLMs. It is important to mention that the evaluation process was carried out according to the protocol established by OpenCompass. (Contributors, 2023)

Table 10: Model architecture of 24 LVLMS evaluated on MMIU.

Models	Parameters	Vision Encoder	LLM
GPT4o (OpenAI, 2024)	-	-	-
Gemini1.5 flash (Team et al., 2023)	-	-	-
Gemini1.0 ProVision (Team et al., 2023)	-	-	-
Claude3.5-Sonnet (Anthropic, 2023)	-	-	-
LLaVA-Next-Vicuna-7B (Liu et al., 2024a)	7.1B	CLIP ViT-L/14	Vicuna-v1.5-7B
LLaVA-Next-Interleave (Liu et al., 2024a)	7.1B	CLIP ViT-L/14	Vicuna-v1.5-7B
InternVL2-Pro (Chen et al., 2024a)	-	-	-
InternVL-Chat-V1.5 (Chen et al., 2024a)	40B	InternViT-6B	Nous-Hermes-2-Yi-34B
DeepSeek-VL-1.3B (Lu et al., 2024a)	1.3B	SAM-B & SigLIP-L	DeekSeek-1.3B
DeepSeek-VL-7B (Lu et al., 2024a)	7.3B	SAM-B & SigLIP-L	DeekSeek-7B
Monkey-chat (Li et al., 2024c)	9.8B	CLIP-ViT-BigHuge	Qwen-7B
XComposer2 (Dong et al., 2024)	7B	CLIP ViT-L/14	InternLM2-7B
XComposer2-1.8b (Dong et al., 2024)	1.8B	CLIP ViT-L/14	InternLM2-1.8B
ShareGPT4V (Chen et al., 2023)	7.2B	CLIP ViT-L/14	Vicuna-v1.5-7B
SharedCaptioner (Chen et al., 2023)	8B	EVA-G	InternLM-7B
LLaVA-v1.5-7B (Liu et al., 2024b)	7.2B	CLIP ViT-L/14	Vicuna-v1.5-7B
Qwen-base (Bai et al., 2023)	9.6B	CLIP ViT-G/16	Qwen-7B
Qwen-chat (Bai et al., 2023)	9.6B	CLIP ViT-G/16	Qwen-7B
Idefics2-8b (Laurençon et al., 2024b)	8B	SigLIP-L	Mistral-7B
Idefics2-9b-instruct (Bai et al., 2023)	9B	CLIP-ViT-H-14	Llama-7b
Monkey-chat (Li et al., 2024c)	9.8B	Vit-BigG	QwenVL-7B
MiniCPM-Llama3-V-2.5 (Hu et al., 2024)	8.4B	SigLip-L	Llama3-8B
FlamingoV2 (Awadalla et al., 2023)	9.6B	CLIP ViT-G/16	Qwen-7B
GLM-4V-9B (GLM et al., 2024)	13B	-	GLM-4-9B
Mantis (Jiang et al., 2024b)	8B	CLIP ViT-L/14	Vicuna-v1.5-7B

B.2 MODEL PROMPTS

According to MathVista (Lu et al., 2023), our prompt consists of four parts: the question, options, the hint indicating the answer format, and the context of this task (e.g. *Your task is to track the movement of objects in 3D space across multiple frames, select from the following choices.*). For images, we insert them into the text to form a coherent prompt. The complete prompt is as shown in Table B.2.

B.3 MULTITASK ANALYSIS

Differences in Model Capabilities Across Various Image Relationships. As shown in Figure 8, we visualize the average performance of all models across 7 specific image relationships. Detailed analysis can be found in Sec .4.3 of the main text.

Model Prompts

Context: {CONTEXT}
 Question: {QUESTION}
 Choices:
 (A) {OPTION_A}
 (B) {OPTION_B}
 (C) {OPTION_C}
 (D) {OPTION_D}
 Hint: Please answer the option directly like A, B, C, D...

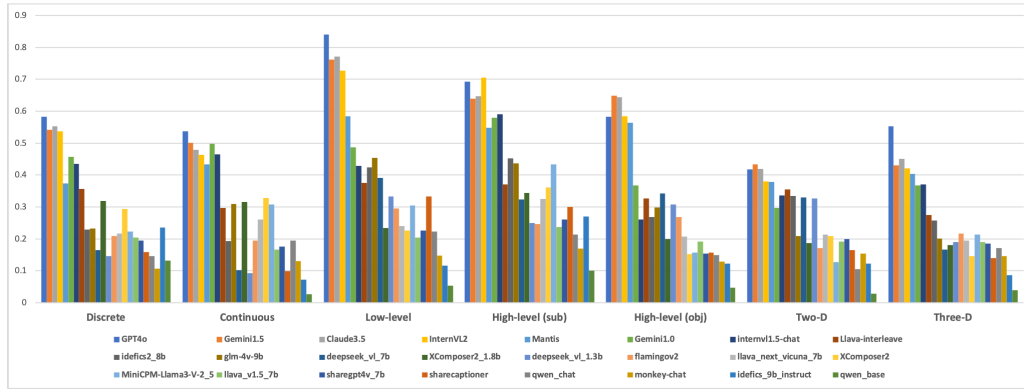


Figure 8: The average performance comparison of 24 LVLMs on seven specific image relationships.

B.4 ERROR ANALYSIS

To more vividly demonstrate the performance of MMIU and the models on different tasks, we analyze error cases for the three best-performing models: GPT-4o, Claude3.5-Sonnet, and InternVL2-Pro. For each type of image relationship, we visualize one error case. Since the model responses or questions might be lengthy, we mostly extract the important parts. The images are shown in Figure 9, Figure 10, Figure 11, Figure 12, Figure 13, Figure 14, and Figure 15.

B.5 ABLATION STUDY

Impact of Setting Unanswerable Questions on Model Performance. We test the performance of most representative LVLMs on 19 tasks with both answerable and unanswerable types. We summarize all the results in Table 11.

Impact of Different Testing Methods on Model Performance. We test the effectiveness of single-image input models in completing multi-image tasks using concatenated visual tokens or concatenated images, and we record the final results in Table 12.

Table 11: Quantitative results for LVLMS across 21 tasks with unanswerable and answerable questions are summarized. Accuracy is the metric, and the Overall score is computed across all tasks.

Model	Overall	T2IR	VCo	VO	GAR	TL	TO	VidCap	HE	IQASC	ISTE	ITRSC	MAR	JPS	3DE	3DOD	3DPE	3DSR	3DCR	3DIR	CR
Answerable																					
GPT4o	54.2	70.5	97.5	21.5	91.5	50.8	28.0	92.5	29.5	88.0	35.0	17.5	81.9	23.5	24.0	40.5	85.0	22.0	69.0	49.0	67.8
Claude3.5	49.5	65.5	67.5	38.5	80.5	43.5	23.0	91.0	23.0	78.5	32.0	4.5	64.8	31.5	23.5	41.0	99.5	21.5	53.5	36.5	70.2
Mantis	38.9	46.5	14.0	20.0	81.0	23.8	27.0	85.0	23.0	66.0	23.5	13.0	71.4	27.5	23.5	24.0	22.5	25.0	59.0	40.5	61.5
internvl1.5-chat	37.5	26.5	31.0	24.5	85.0	29.0	18.5	89.0	26.0	40.0	25.5	15.5	59.3	19.5	22.5	23.5	33.5	28.0	50.5	39.5	63.7
idefics2-8b	24.0	12.5	21.5	22.5	24.5	22.3	18.0	19.5	21.5	31.0	25.5	13.5	15.1	27.5	26.0	21.5	21.5	23.0	44.5	40.5	28.0
glm-4v-9b	23.3	25.0	11.5	14.5	59.5	25.9	10.0	76.0	11.5	35.5	16.0	6.5	25.1	9.0	14.0	14.5	0.5	5.5	48.5	23.5	32.8
deepseek-vl-7b	19.3	25.5	30.5	21.5	6.0	31.1	15.5	2.0	23.0	45.5	24.5	0.0	2.0	20.5	24.5	24.5	7.5	0.5	40.5	38.5	2.2
XComposer2-1.8b	19.5	10.5	28.5	17.0	59.5	24.4	13.0	68.5	0.5	29.5	6.0	7.5	33.2	7.0	0.0	15.5	28.0	2.0	11.5	3.0	24.5
deepseek-vl-1.3b	20.1	23.0	33.0	20.0	1.0	26.4	20.0	1.0	25.0	44.5	24.0	1.0	0.0	31.0	26.0	31.0	19.5	0.0	45.5	29.0	1.2
flamingov2	19.0	20.0	14.5	13.5	13.5	18.7	24.5	22.5	27.5	4.0	23.0	7.0	22.1	1.5	26.5	22.0	17.0	28.5	25.0	23.5	25.5
llava-next-vicuna-7b	18.1	13.0	9.5	8.5	51.0	17.1	6.5	66.0	5.0	28.5	8.5	5.0	22.6	6.5	4.0	4.0	8.0	9.5	42.0	25.0	22.2
XComposer2	17.8	9.5	2.5	19.0	59.5	15.5	12.0	66.0	8.0	15.5	0.0	0.0	20.6	16.5	0.0	7.0	4.5	0.0	42.0	33.0	24.0
MiniCPM-Llama3-V-2.5	20.6	10.0	20.5	12.0	70.5	17.6	5.0	83.5	0.0	25.0	0.0	1.5	34.2	6.0	8.5	5.5	20.0	4.5	32.5	15.0	41.1
llava-v1.5-7b	14.8	19.0	21.5	4.0	23.5	6.7	7.0	28.0	7.5	26.5	5.0	4.5	25.6	8.5	8.0	4.0	6.0	14.5	34.5	28.5	14.1
sharegpt4v-7b	14.3	13.5	14.0	7.5	26.0	10.9	6.0	25.0	7.0	29.0	5.0	1.5	28.1	9.5	3.0	7.0	2.0	8.0	36.5	31.0	16.4
sharecaptioner	11.3	12.5	14.5	11.0	14.5	18.1	5.5	21.5	7.0	25.5	5.5	2.0	16.1	9.0	2.5	1.5	5.5	8.0	16.5	9.0	20.7
qwen-chat	15.5	3.0	6.0	6.0	52.5	3.6	5.5	47.0	9.0	13.5	15.5	3.5	40.2	16.5	16.5	22.5	13.0	14.5	1.5	0.5	20.5
monkey-chat	11.8	12.0	13.0	7.5	16.5	18.1	6.5	19.5	7.0	27.5	5.5	3.0	10.6	9.0	5.5	8.0	5.5	7.5	36.0	8.5	8.4
idefics-9b-instruct	6.1	3.5	0.0	5.5	1.5	0.5	3.0	10.0	3.0	9.0	0.0	0.0	6.5	1.0	15.5	10.5	36.5	5.5	0.0	0.0	10.8
qwen-base	3.7	1.0	5.5	6.5	4.5	0.0	0.0	7.5	2.0	8.5	0.0	0.0	0.5	0.0	0.5	7.0	21.5	0.0	0.0	0.0	9.2
Unanswerable																					
GPT4o	43.4	32.5	72.5	5.0	65.0	51.3	7.5	75.0	92.5	32.5	32.5	57.5	30.0	72.5	5.0	67.5	95.0	5.0	25.0	7.5	37.5
Claude3.5	36.2	45.0	80.0	0.0	62.5	38.5	0.0	70.0	65.0	35.0	30.0	62.2	62.5	5.0	2.5	32.5	42.5	5.0	20.0	7.5	58.8
Mantis	48.3	17.5	7.5	22.5	62.5	61.5	0.0	80.0	75.0	37.5	50.0	2.5	35.0	2.5	87.5	67.5	57.5	57.5	82.5	87.5	72.5
internvl1.5-chat	37.7	15.0	75.0	0.0	55.0	35.9	2.5	70.0	20.0	12.5	10.0	7.5	37.5	0.0	82.5	80.0	65.0	85.0	20.0	42.5	37.5
idefics2-8b	26.4	5.0	90.0	0.0	30.0	20.5	2.5	32.5	0.0	45.0	2.5	27.5	25.0	0.0	100.0	27.5	0.0	32.5	20.0	32.5	35.0
glm-4v-9b	9.1	5.0	10.0	0.0	12.5	28.2	0.0	30.0	0.0	15.0	0.0	7.5	0.0	0.0	0.0	12.5	0.0	0.0	10.0	20.0	31.2
deepseek-vl-7b	20.0	0.0	2.5	2.5	37.5	0.0	0.0	22.5	2.5	25.0	0.0	27.5	27.5	0.0	67.5	22.5	25.0	5.0	42.5	77.5	12.5
XComposer2-1.8b	39.9	17.5	0.0	2.5	25.0	2.6	32.5	47.5	52.5	47.5	47.5	27.5	27.5	2.5	92.5	62.5	55.0	27.5	95.0	95.0	38.8
deepseek-vl-1.3b	21.6	2.5	27.5	7.5	22.5	0.0	10.0	10.0	0.0	17.5	15.0	15.0	30.0	0.0	37.5	35.0	25.0	7.5	77.5	75.0	16.2
flamingov2	23.2	5.0	17.5	2.5	72.5	0.0	0.0	62.5	35.0	42.5	0.0	42.5	20.0	0.0	27.5	0.0	0.0	12.5	40.0	32.5	51.2
llava-next-vicuna-7b	6.6	0.0	0.0	0.0	27.5	0.0	0.0	30.0	0.0	0.0	0.0	0.0	7.5	0.0	0.0	0.0	0.0	0.0	10.0	47.5	8.8
XComposer2	38.0	35.0	50.0	12.5	52.5	35.9	0.0	70.0	30.0	65.0	5.0	30.0	80.0	0.0	47.5	22.5	25.0	42.5	47.5	50.0	60.0
MiniCPM-Llama3-V-2.5	13.1	5.0	15.0	0.0	42.5	23.1	0.0	47.5	15.0	7.5	10.0	0.0	5.0	0.0	0.0	0.0	0.0	0.0	47.5	20.0	23.8
llava-v1.5-7b	19.1	0.0	0.0	0.0	50.0	0.0	0.0	37.5	0.0	0.0	20.0	12.5	15.0	0.0	30.0	12.5	2.5	10.0	60.0	85.0	46.2
sharegpt4v-7b	19.1	0.0	0.0	0.0	40.0	0.0	0.0	15.0	7.5	12.5	17.5	17.5	10.0	0.0	32.5	5.0	0.0	15.0	77.5	87.5	43.8
sharecaptioner	10.8	0.0	0.0	0.0	2.5	0.0	0.0	10.0	0.0	2.5	0.0	0.0	2.5	0.0	0.0	12.5	0.0	0.0	70.0	80.0	36.2
qwen-chat	22.0	12.5	10.0	0.0	60.0	25.6	25.0	60.0	7.5	10.0	17.5	35.0	17.5	20.0	32.5	20.0	17.5	22.5	12.5	2.5	31.2
monkey-chat	12.2	0.0	0.0	0.0	2.5	0.0	0.0	20.0	7.5	12.5	0.0	2.5	15.0	0.0	25.0	5.0	0.0	10.0	42.5	75.0	26.2
idefics-9b-instruct	56.1	77.5	52.5	85.0	80.0	86.8	60.0	87.5	30.0	57.5	45.0	97.5	60.0	27.5	42.5	7.5	27.5	12.5	67.5	60.0	57.5
qwen-base	44.4	72.5	67.5	27.5	65.0	79.5	60.0	45.0	47.5	50.0	30.0	65.0	95.0	62.5	17.5	30.0	5.0	0.0	2.5	5.0	61.3

C TASK MAP

A task map determines the similarity between tasks based on their inherent characteristics. By combining the task map with model performance, we aim to analyze which types of tasks current models perform well or poorly on. This approach avoids the bias introduced by using meta-task analysis alone, providing a more comprehensive conclusion through complementary methods. Thanks to the extensive number of tasks in MMIU, we can construct a comprehensive multi-image task map.

C.1 CONSTRUCTION

Inspired by the methodology outlined in TaskVec (Ilharco et al., 2023), and benefiting from the extensive and diverse set of tasks in MMIU, we aim to analyze tasks and model performance across different tasks using a task map. Specifically: 1) We extract task vectors similarly to the approach

Table 12: Quantitative results for single-image LVLMS across 52 mtasks with token-concat or image-concat are summarized. Accuracy is the metric, and the Overall score is computed across all tasks.

Model	Overall	CR GuAR	ER GNAP	FD TC	FC VCLz	SC VCo	VCo VO	VQA EVQA	VGR HE	FR IQASC	HR ICSC	I2IR ISTE	MIC ITRSC	PR MAR	S2IR MR	STD JPS	STS 3DE	T2IR 3DOD	VR 3DOT	AQA 3DPE	GAR 3DSR	MVU 3DQA	MEV PT	NIP RPM	TL SOT	TO 3DCR	VidCap 3DIR
image-concat																											
glm-4v-9b	27.0	32.8 55.5	16.0 19.0	31.8 34.0	8.7 5.0	9.0 11.5	4.7 14.5	59.0 26.0	55.8 11.5	31.0 35.5	7.5 41.5	19.5 16.0	82.0 6.5	23.5 25.1	24.5 29.3	81.0 9.0	67.0 14.0	25.0 14.5	30.0 7.0	7.0 0.5	59.5 5.5	53.5 27.0	10.5 35.0	5.0 7.5	25.9 26.0	10.0 48.5	76.0 23.5
llava-next-vicuna-7b	22.2	22.2 50.5	9.2 14.5	11.0 38.0	9.1 9.0	7.7 9.5	10.5 8.5	37.0 31.0	23.2 5.0	7.0 28.5	16.5 27.0	8.0 8.5	66.0 5.0	5.0 22.6	23.5 29.3	88.0 6.5	42.5 4.0	13.0 4.0	14.5 6.0	5.5 8.0	51.0 9.5	42.5 32.5	9.5 72.0	10.0 1.0	17.1 38.0	6.5 42.0	66.0 25.0
llava-v1.5-7b	19.2	14.1 24.5	4.2 17.5	13.7 40.0	5.8 15.0	1.9 21.5	6.9 4.0	27.3 26.0	35.0 7.5	6.5 26.5	12.5 17.5	12.5 5.0	53.0 4.5	10.0 25.6	25.5 27.1	66.5 8.5	43.0 8.0	19.0 4.0	3.5 6.0	2.5 6.0	23.5 14.5	36.5 29.5	12.0 66.0	16.5 2.0	6.7 35.0	7.0 34.5	28.0 28.5
sharegpt4v-7b	18.5	16.4 26.5	5.0 19.0	10.8 42.0	6.2 7.5	9.0 14.0	2.7 7.5	34.2 31.5	28.5 7.0	4.5 29.0	10.5 18.0	3.5 5.0	57.0 1.5	4.0 28.1	12.5 23.3	55.5 9.5	44.5 3.0	13.5 7.0	5.0 6.0	5.0 2.0	26.0 8.0	38.0 27.5	14.0 65.5	15.5 0.0	10.9 44.0	6.0 36.5	25.0 31.0
sharecaptioner	16.1	20.7 17.0	22.2 22.5	27.2 18.5	10.2 12.0	9.1 14.5	21.0 11.0	39.5 23.5	37.0 7.0	7.0 25.5	5.0 22.0	6.0 5.5	47.0 2.0	5.0 16.1	17.0 43.6	25.0 9.0	35.5 2.5	12.5 1.5	13.0 1.5	5.5 5.5	14.5 8.0	4.5 26.5	3.0 47.0	6.0 2.0	18.1 28.0	5.5 16.5	21.5 9.0
monkey-chat	13.7	8.4 10.0	8.0 8.5	5.9 17.0	9.2 8.0	6.7 13.0	8.1 7.5	23.5 15.5	25.3 7.0	4.5 27.5	6.0 17.0	1.5 5.5	34.5 3.0	2.0 10.6	9.0 22.6	40.5 9.0	40.5 5.5	12.0 8.0	2.5 6.0	6.5 5.5	16.5 7.5	14.5 34.5	10.0 51.0	12.5 1.5	18.1 17.0	6.5 36.0	19.5 8.5
token-concat																											
glm-4v-9b	26.7	61.2 55.0	9.8 22.0	14.1 41.0	9.1 5.0	12.2 4.5	14.4 3.5	27.5 53.0	54.0 13.0	13.0 39.5	18.0 41.0	9.0 16.0	79.5 6.0	12.5 76.9	19.5 29.3	64.5 8.0	37.5 4.5	12.5 11.0	15.0 5.5	7.5 1.0	81.5 34.5	63.0 42.0	11.5 3.5	9.0 5.5	14.0 25.5	6.5 49.5	91.5 21.5
llava-next-vicuna-7b	5.9	0.0 2.0	0.5 2.5	0.0 1.0	4.7 0.0	0.0 2.5	0.9 1.0	1.2 0.0	11.0 0.5	0.0 0.5	0.0 0.5	0.0 0.0	0.5 0.0	0.0 0.0	2.5 0.0	62.5 0.0	45.0 0.0	0.0 0.0	0.0 0.0	0.0 0.0	0.5 0.0	0.0 77.0	0.0 0.0	0.0 12.5	0.0 0.0	0.0 0.0	0.0
llava-v1.5-7b	13.5	0.0 2.0	4.5 8.0	10.4 4.0	10.2 2.5	8.8 27.0	7.5 8.5	30.2 0.0	20.0 7.5	11.0 7.0	19.0 26.5	10.0 6.5	58.5 0.5	18.0 0.0	30.5 29.3	35.5 8.0	45.5 17.5	25.5 5.5	14.5 0.0	0.0 11.0	0.0 2.0	0.0 0.5	0.0 69.5	0.0 0.0	15.5 36.0	2.1 26.0	5.5 12.0
sharegpt4v-7b	14.0	0.2 2.0	4.5 3.0	15.9 4.0	9.2 1.0	9.2 24.0	5.1 5.5	26.8 0.0	27.3 7.5	13.5 6.5	19.5 28.5	21.5 7.0	58.0 0.0	15.0 0.0	22.5 29.3	30.5 6.0	45.0 17.0	25.5 5.0	22.5 0.0	0.0 0.0	0.0 1.5	0.0 2.5	0.0 75.0	0.0 0.0	18.0 40.5	5.7 34.5	7.5 26.5
sharecaptioner	9.4	0.3 6.0	8.0 12.0	13.5 2.5	16.4 9.0	11.1 18.0	21.5 10.5	23.8 0.0	33.0 7.0	0.0 19.5	0.0 30.0	1.0 6.0	35.5 1.5	0.5 0.0	1.5 22.6	4.0 7.5	3.5 2.5	10.5 4.0	1.0 0.0	0.5 0.0	2.5 62.0	0.0 0.0	5.0 14.0	0.0 22.5	8.5 23.5	0.0	0.0
monkey-chat	11.1	0.0 7.5	2.5 9.0	9.4 8.0	10.6 8.5	12.4 7.5	8.1 7.5	19.8 0.0	34.2 6.5	5.5 30.0	7.5 25.5	2.5 5.5	46.5 0.5	4.5 0.5	13.5 41.4	28.0 5.5	42.0 5.5	17.0 5.0	10.5 7.0	0.0 5.5	0.0 8.5	0.0 0.0	10.5 42.0	8.5 0.0	5.2 10.5	8.0 16.5	0.0 4.5

in TaskVec. Using QwenVL-chat as a probing network, we fine-tune it on the multi-choice VQA samples of 52 tasks in MMIU. Formally, a task vector is defined by the weight variation between the weight fine-tuned on task data D^t and the initial weight W_0 of a probing model with the minimum loss, as given by

$$V^t = \arg \min_W \mathcal{L}(W|D^t) - W_0 \quad (1)$$

Notice that for most tasks, we train for 20 epochs, while for a subset of tasks with lower accuracy after initial training, we extend the training to 60 epochs to obtain accurate task vectors. Given the large parameter size of QwenVL-chat, we use LORA (Hu et al., 2021) for fine-tuning, which reduces the length of the task vector from 9.6B to 3.5M and consumes fewer storage resources. 2) For any two task vectors V^s and V^t , we compute the cosine distance between their task vectors, where $G^{st} = 1 - \cos(V^s, V^t)$. This process results in a 52x52 task map. 3) As shown in Figure 4 (b), the task map for MMIU reveals that similar tasks cluster together, such as GNAP and GuAR, which are related to GUI, and VO, TO, and VCo, which involve designing image sequence reasoning tasks, which show that the constructed task map aligns with intuition. A comprehensive breakdown of task map can be found in Table 14 and Table 13.

Table 13: Details of task clustering on the task map of our MMT-Bench.

Cluster ID	Tasks	# Number
1	emotion-recognition, forensic-detection, visual-quality-assessment, visually-grounded-reasoning, visual-correspondence, semantic-correspondence, functional-correspondence,	7

Table 13 – continued from previous page

Cluster ID	Tasks	# Number
2	spot-the-diff, Multiples-image-captioning, Homography-estimation, single-object-tracking, point-tracking, jigsaw-puzzle-solving, threeD-Pose-Estimation, Image-Captioning-with-Spatial-Context, Image-Spatial-Transformation-Estimation	9
3	next-img-prediction, spot-the-similarity, ravens-progressive-matrices, threed-indoor-recognition, threed-cad-recognition, Multiview-reasoning, threeD-Depth-Estimation	7
4	temporal-localization, visual-cloze, person-reid, text2image-retrieval, vehicle-retrieval, face-retrieval, sketch2image-retrieval, image2image-retrieval, handwritten-retrieval, Icon-Question-Answering-with-Spatial-Context	10
5	mevis, threeD-Scene-Reconstruction, threeD-Object-Detection, threeD-Object-Tracking	4
6	visual-coherence, visual-ordering, temporal-ordering	3
7	meme-vedio-understanding, action-quality-assessment, video-captioning, general-action-recognition, textual-cloze, causality-reasoning, Image-text-retrieval-with-Spatial-Context, Egocentric-Video-QuestionAnswering	8
8	gui-next-action-prediction, gui-app-recognition, Multiview-Action-Recognition, threeD-question-answering	4

C.2 ANALYSIS

We perform hierarchical clustering on the task map and analyze each cluster. Unlike the previous method of classification through multiple relationships, this approach leverages Qwen-VL as a probe network, allowing for a more objective segmentation based on the intrinsic attributes of the tasks themselves. Combining the model’s performance in each cluster, as shown in Figure 4 (b), with the task map presented in Figure 4 (b), we begin by analyzing the in-domain tasks where the model demonstrates strong performance. Next, we examine the out-domain tasks where the model underperforms. Finally, we propose using Taskmap to assess task difficulty, guiding future model development.

In-Domain Tasks Analysis. In-domain tasks are tasks that most current multimodal large models can handle correctly. For multi-image tasks, the model generally struggles to achieve satisfactory results, with most models performing worse than random selection. Consequently, the model can only achieve good performance on a limited number of tasks. Specifically, as shown in Table 14, for tasks in clusters 7, 8, and some tasks in cluster 2, which involve recognition or captioning (e.g., video captioning, action recognition), the model performs relatively

Table 14: The number of tasks within each cluster after hierarchical clustering, and the Spearman correlation r between the average performance of the model on these tasks and the overall performance of the model.

# Cluster	1	2	3	4	5	6	7	8
# Tasks	7	9	7	10	4	3	8	4
# r	0.94	0.85	0.92	0.96	0.83	0.93	0.74	0.73
# Acc	27.9	34.7	26.3	26.8	17.2	20.2	32.3	33.7

well. We believe this is because these multi-image tasks focus on overall image perception, requiring less comparison and reasoning between images. Additionally, the model has already demonstrated strong capabilities in high-level perception tasks involving single images.


Out-of-Domain Tasks Analysis. Out-of-Domain Tasks refer to tasks where most models perform poorly. Specifically, as shown in Table 14, we find that models struggle with tasks in clusters 4, 5, and 6. Upon analysis, we discover that tasks in clusters 4 and 6 involve modeling semantic relationships or sequential order among multiple images, which requires strong memory capabilities and advanced perceptual and reasoning skills. Most open-source models underperform on these tasks, especially in image sequencing problems (e.g., temporal ordering tasks), where even closed-source models struggle to achieve satisfactory results. Tasks in cluster 5 pertain to visual tasks involving 3D spatial relationships, such as detection and tracking. Although models show some proficiency in handling 2D visual tasks, they lack optimization for 3D data, making them capable of handling only simple 3D tasks that involve basic semantic understanding, but inadequate for accurately modeling complex 3D visual tasks.

Low-Level Semantics: VQA

Question: Compared to the second image, how is the lighting situation in the first image?

Options:

- A) Similar
- B) Slightly better
- C) Slightly worse



GPT-4o: C. The first image is blurry with poor sharpness, likely due to suboptimal lighting or motion issues. In contrast, the second image has well-distributed artificial lighting, providing clear visibility and detail, with distinct objects, colors, and reflections...

Claude3.5: C. The first image is noticeably blurry and lacks sharp focus, which suggests poor lighting conditions or camera shake due to low light.. In contrast, the second image has much clearer definition and vivid colors, particularly the bright reds and yellows of the train interior...

InternVL2: C. In the first image (Image-1), The primary light source seems natural, possibly from an overcast sky or a shaded area, which results in less contrast and a generally darker atmosphere. On the other hand, Image-2 shows artificial lighting with bright overhead lights that cast direct illumination on various elements within the scene...

Figure 9: Error cases in low-level semantic image relations (visual quality assessment). Red highlights the wrong answer.

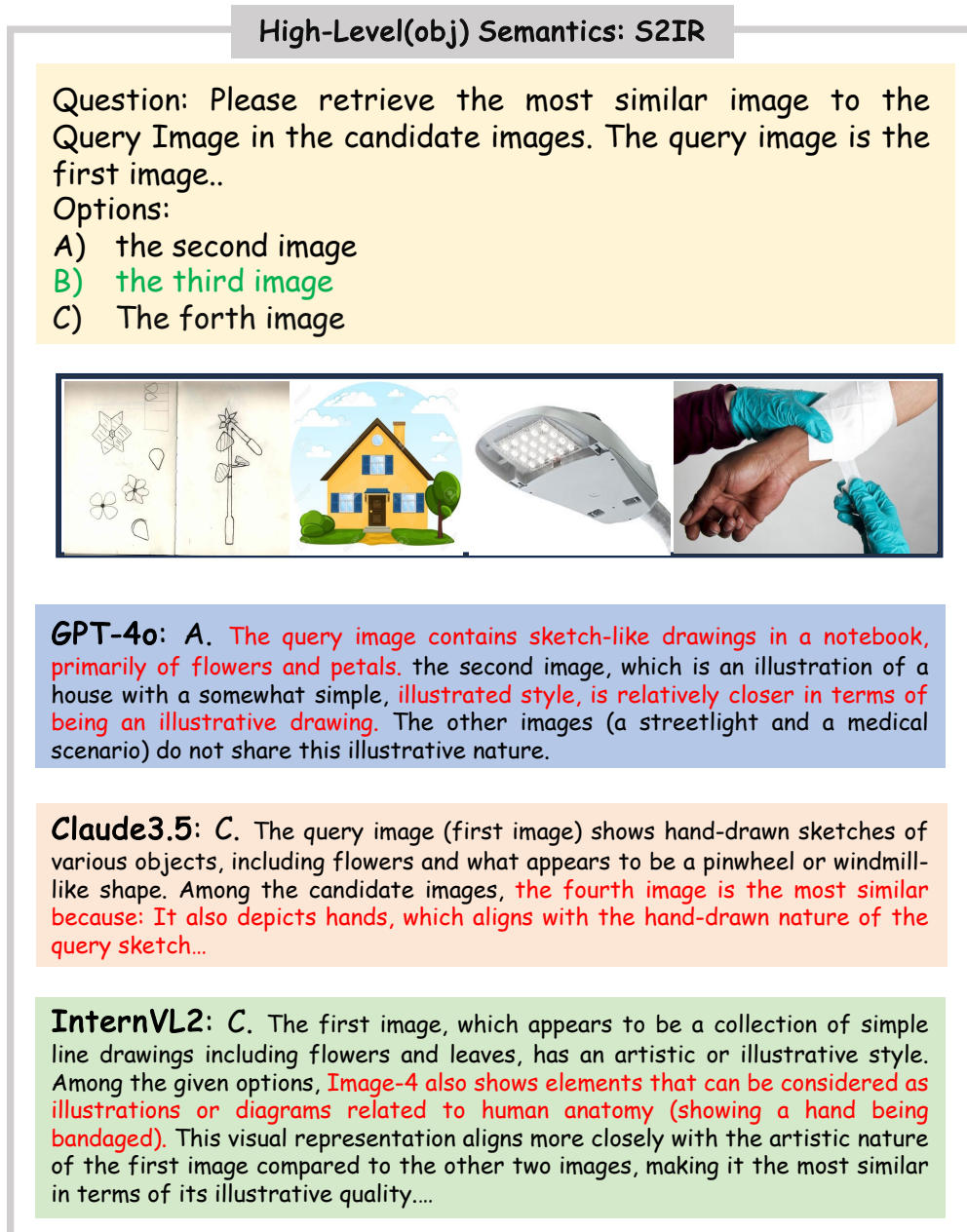


Figure 10: An error case in high-level(obj) semantic image relations (sketch2image retrieval). Red highlights the wrong answer.

High-Level(sub) Semantics: ER

Question: Now you are given four images, please examine the details and tell which one of them has emotions of the characters that are different from the others. Which image is most likely to show a different emotion from the other images?

Options:

- A) the first image C) the third image
B) the second image D) the fourth image



GPT-4o: C. The first, second, and fourth images seem to portray moments with more intense or serious emotions, likely involving protests, official interactions, or children deeply engaged. The third image, however, shows students in what appears to be an educational setting, listening attentively and interacting calmly. This setting and the visible emotions differ from the more charged or formal emotions in the other images....

Claude3.5: D. The fourth image depicts young children playing with colorful balls in what appears to be a daycare or preschool setting. The children seem engaged in calm, focused play activities. Their body language and interactions suggest curiosity, contentment, and peaceful exploration as they handle the toys. In contrast, the other images show more tense or serious situations:...

InternVL2: D. ****Image (A):**** This image depicts a scene of conflict or protest. The individuals involved appear to be engaged in intense confrontation, with visible signs of tension and aggression. ****Image (B):**** The second image shows two men standing outdoors, seemingly engaged in conversation or perhaps observing something together. ****Image (C):**** The third image presents a group of people being addressed or guided through what appears to be a zoo or museum exhibit. ****Image (D):**** The primary emotion captured here is that of innocence, playfulness, and happiness. Image (D) stands out because it captures emotions related to childhood playfulness—joy, curiosity, and comfort—which starkly contrasts with the more serious, tense, or investigative moods evident in the other images.

Figure 11: An error case in high-level(sub) semantic image relations (emotion recognition). Red highlights the wrong answer.

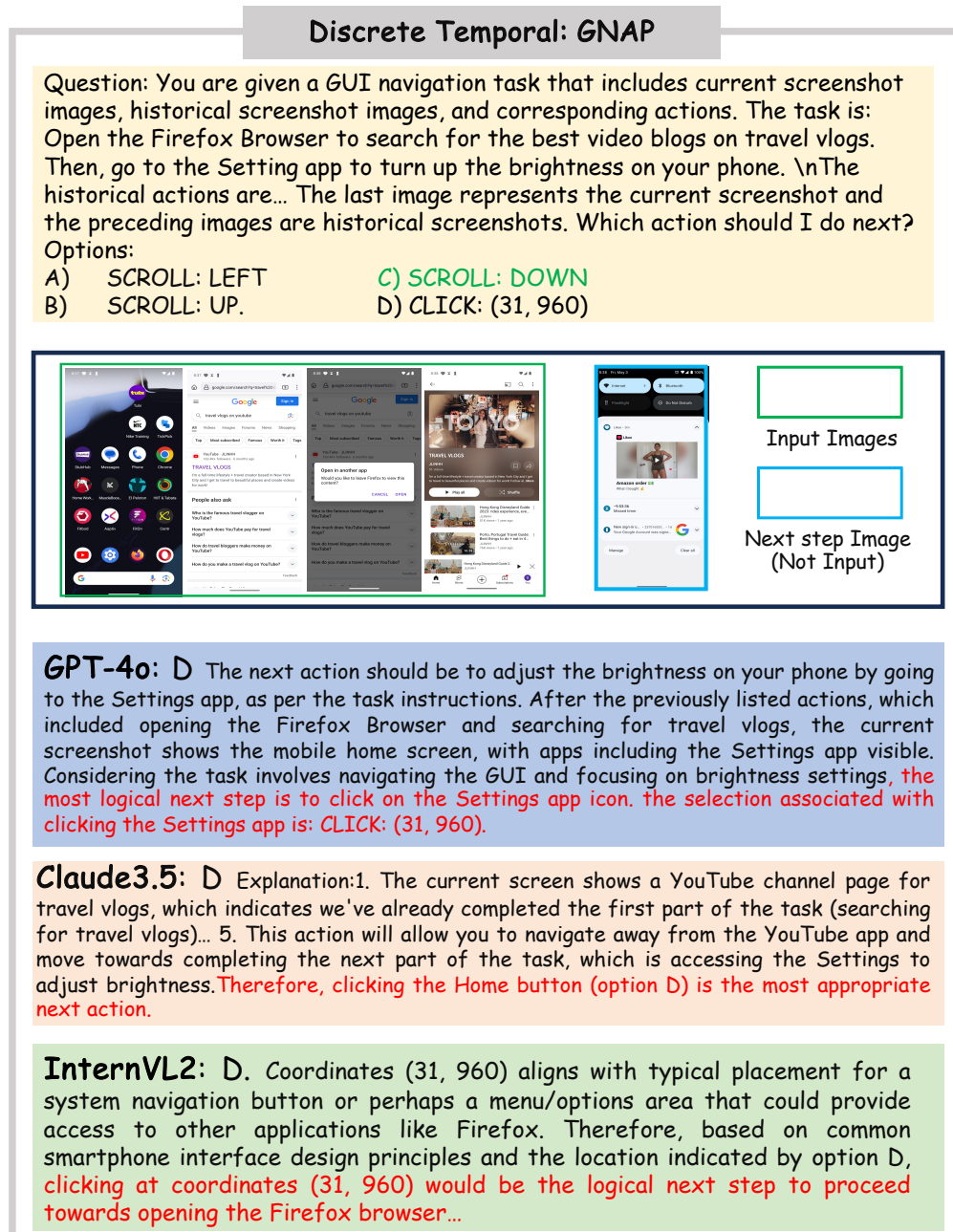


Figure 12: An error case in discrete temporal image relations (GUI APP action prediction). Red highlights the wrong answer.

Continuous Temporal: TO

Question: Please predict the order of the following pictures, and give each picture a sequential index. This index starts from 0. The larger the index, the later the order.

Options:

A) 2,0,1,3

B) 1,0,3,2

C) 3,1,0,2

D) 0,2,1,3



GPT-4o: C: Following this sequence, The correct choice is :C: [3, 1, 0, 2]

Explanation:

- Picture 3 shows the player in the initial preparation.
- Picture 1 shows the player starting to swing.
- Picture 0 shows the player in mid-swing.
- Picture 2 shows the player finishing the swing.

Claude3.5: B: Image 1 (index 0): The player is in the initial stance, preparing to serve. Image 0 (index 1): The player has tossed the ball up and is reaching back with the racket. Image 3 (index 2): The player is at the peak of the serve motion, with the racket raised high. Image 2 (index 3): The player has completed the serve, with the racket following through.

InternVL2: C: Image-3 (Index 0): The player begins initiating the backhand swing. Image-1 (Index 1): As the swing progresses, he transitions into the follow-through preparation phase. Image-2 (Index 2): Following the initial swing setup, he completes the backhand stroke with full extension...

Figure 13: An error case in continuous temporal image relations (temporal ordering). Red highlights the wrong answer.

2D Spatial: JPS

Question: The patches in the middle of the image might be disordered. Please state the correct order of the number indexes based on the given patches, following the sequence: top left, top right, bottom left, bottom right.

Options:

- A) 1, 2, 3, 4
- B) 2, 4, 1, 3
- C) 4, 1, 3, 2
- D) 2, 1, 4, 3



GPT-4o: D Patch 2 shows some vertical lines that seem to match the top center lines in the larger image. This makes it appropriate for the top left position. Patch 4 shows a portion of the head and a hat, matching the top right corner of the larger image. Patch 1 shows less identifiable features but the patterns and shading might fit the bottom left corner of the larger image. Patch 3 shows straight horizontal and vertical lines that fit well into the bottom right corner of the larger image, matching the sketch patterns there....

Claude3.5: D Top left: The patch labeled '2' shows faint sketch lines, which matches the top left corner of the main image. Top right: The patch labeled '1' contains a sketched figure wearing a hat, corresponding to the top right corner of the main image. Bottom left: The patch labeled '4' shows a more heavily shaded area with curved lines, which aligns with the bottom left corner of the main image. Bottom right: The patch labeled '3' depicts what appears to be a sketched body or torso, fitting the bottom right corner of the main image....

InternVL2: D Top Left (Patch 1): This patch shows a part of what appears to be an animal or reptile's body with scales. The orientation and details suggest it should be placed at the top right. Top Right (Patch 2)**: This patch also contains similar scaled textures but seems to fit logically as a continuation from the previous piece, indicating that it belongs at the top left. Bottom Left (Patch 3)**: This patch has detailed lines and features consistent with the texture seen in the other pieces, suggesting continuity from the top sections. It fits best in the bottom right. Bottom Right (Patch 4): This patch includes more defined edges and structures which align well when placed after the third piece, fitting correctly in the bottom left position....


Figure 14: An error case in 2D spatial image relations (jigsaw puzzle solving). Red highlights the wrong answer.

3D Spatial: 3DIR

Question: What is the category of the point cloud based on the multi-view of the point cloud?

Options:

- A) Cabinet
- B) Bin
- C) Bed
- D) sink



GPT-4o: C: The multi-view images of the point cloud show a structure that looks fairly flat and elongated with some irregularities on one side. This shape is most consistent with the features of a "bed" (Option C). A cabinet (Option A) would typically have a more rectangular block-like appearance from multiple views. A bin (Option B) would likely appear more box-shaped or cylindrical and less elongated horizontally...

Claude3.5: B: Based on the multiple views of the point cloud provided, we can deduce that the object represented is most likely a bin. Here's why: Shape: The point cloud shows an object with a generally elongated, rectangular shape in most views, which is consistent with the typical form of a bin or container. Open top: Several views, particularly the top-down perspectives, show an open top area...

InternVL2: A: The point cloud in the images displays several characteristics that suggest it represents a cabinet: ****Structure**:** The overall shape appears to be boxy with distinct edges and corners, which is typical for a cabinet. Cabinets often have rectangular or square shapes with flat surfaces for doors and compartments. ****Proportions**:** The proportions shown in the multiple views indicate height and depth consistent with common cabinet sizes. Cabinets are designed to fit against walls and provide storage space...

Figure 15: An error case in 3D spatial image relations (3D indoor recognition). Red highlights the wrong answer.