

# Universal Matrix Multiplication on Quantum Computer

Jiaqi Yao<sup>a</sup>, Tianjian Huang<sup>b</sup>, Ding Liu<sup>c,\*</sup>

<sup>a</sup>*School of Computer Science and Technology, Tiangong University, Tianjin, 300387, China*

<sup>b</sup>*School of Computer Science and Technology, Tiangong University, Tianjin, 300387, China*

<sup>c</sup>*School of Computer Science and Technology, Tiangong University, Tianjin, 300387, China*

---

## Abstract

As a core underlying operation in pattern recognition and machine learning, matrix multiplication plays a crucial role in modern machine learning models and constitutes a major contributor to computational expenditure. Hence, researchers have spent decades continuously searching for more efficient matrix multiplication algorithms. This paper firstly introduces an innovative and practical approach to universal quantum matrix multiplication. We designed optimized quantum adders and multipliers based on Quantum Fourier Transform (QFT), which significantly reduced the number of gates used compared to classical adders and multipliers. Subsequently, we construct the basic universal quantum matrix multiplication and extend it to the Strassen algorithm. We conduct comparative experiments to analyze the performance of the quantum matrix multiplication and evaluate the acceleration provided by the optimized quantum adder and multiplier. Finally, we investigate the advantages of the quantum Strassen algorithm and the basic quantum matrix multiplication. Our result opens, for the first time, a reliable pathway for designing universal quantum matrix multiplication. Following this pathway, quantum computing will unlock significantly greater potential for training modern machine learning models.

**Keywords:** Quantum matrix multiplication, Matrix multiplication, Quantum machine learning

---



---

\*Corresponding author: Tel.: +86 15822510163; fax: +86 022-58685358

Email addresses: 2230081157@tiangong.edu.cn (Jiaqi Yao), 2311640204@tiangong.edu.cn (Tianjian Huang), liuding@tiangong.edu.cn (Ding Liu)

## 1. Introduction

Matrix multiplication is a fundamental algorithm in pattern recognition. Its utility spans from basic linear algebra to the diverse fields of machine learning and deep learning. Matrix multiplication serves as the backbone of computational operations in deep networks, being integral to various stages including forward and backward propagation. This article investigates implementation schemes for universal quantum matrix multiplication, including optimized adders and multipliers based on the Quantum Fourier Transform (QFT), basic universal quantum matrix multiplication, and the quantum version of the Strassen algorithm. We hope that this research work will provide new insights for future pattern recognition and quantum machine learning, particularly in terms of underlying quantum acceleration for machine learning.

The development of faster matrix multiplication algorithms has a long history. The time complexity of multiplying two  $n \times n$  matrices is  $O(n^{\omega+o(1)})$ , where  $2 \leq \omega \leq 3$ . In 1969, Strassen [1] first achieved a breakthrough in the cubic time boundary, reducing the time complexity of matrix multiplication to  $O(n^{\log 7})$ . In 1987, Winograd and Don Coppersmith [2] supplemented Strassen's algorithm, achieving a time complexity of  $O(n^{2.376})$ . For a long time thereafter, efforts to accelerate matrix multiplication were based on improvements to these algorithms [3, 4, 5, 6], resulting in frequent updates to the time complexity. In 2022, DeepMind introduced the AlphaTensor model [7], which uses deep reinforcement learning to search for correct and efficient matrix multiplication algorithms. Recently, Reference [8] revised the way laser labeling blocks, thereby setting a new upper limit for  $\omega$  at around 2.371866.

Likewise, efforts to harness matrix multiplication operations on quantum computers are undergoing persistent exploration and innovation. Le Gall [9] reviews the latest developments in quantum algorithms for matrix multiplication, focusing on matrix multiplication based on semiring structures. Firstly, researchers have turned their attention to the issue of implementing and optimizing the Boolean product of two  $n \times n$  matrices. Buhrman and Špalek [10] approached matrix multiplication verification from a new angle, with a quantum random walk algorithm to achieve the Boolean product with time complexity of  $O(n^{3/2} \sqrt{\ell})$ , where  $\ell$  represents the number of non-zero ele-

ments in the product  $AB$ , and  $n$  represents the dimensions of the input matrices. Reference [11] further optimized the Boolean product by constructing a quantum version of Lingas' algorithm [12] with the time complexity of  $\tilde{O}(n^{3/2} + n\ell^{3/4})$ . Reference [13] proposed directly using the concept of graph collision to compute the product of two  $n \times n$  Boolean matrices, achieving a query complexity of  $\tilde{O}(n\sqrt{\ell})$  when the output matrix contains  $\ell$  non-zero elements. Reference [14] also improved the product of two  $n \times n$  Boolean matrices. Besides, reference [14] improved the time complexity of the max-min matrix product to  $\tilde{O}(n^{2.473})$ , surpassing the time complexity  $\tilde{O}(n^{2.687})$  of the classical algorithm proposed by Duan and Pettie [15]. For distance matrix multiplication, the time complexity is  $\tilde{O}(2^{0.64\ell}n^{2.46})$ , which is better than the optimal classical algorithms with time complexity  $\tilde{O}(2^\ell n^{2.69})$  proposed by Vassilevska and Williams [16] and Yuster [17]. In addition to matrix multiplication based on semiring structures, reference [18] proposes three methods based on the swap test [19], SVE [20], and HHL [21] for estimating matrix products on a quantum computer.

Unlike previous studies, we focus on implementing a universal quantum matrix multiplication based on quantum arithmetic operations, regardless of whether the matrices are sparse or binary. The foundation of this algorithmic framework is the design of efficient quantum adders and multipliers first. As early as 2000, Draper [22] suggested employing QFT for constructing adders to reduce the number of qubits required for addition. Subsequently, this approach was extended to optimize adders and implement quantum multipliers [23, 24, 25, 26]. In 2017, Ruiz-Perez and Garcia-Escartin [23] proposed using double-controlled phase gates on the basis of QFT to compute the product of two multipliers. The algorithm we proposed employs the Quantum Fourier Transform (QFT) to encode classical data into Fourier basis states and then processes the data using quantum adders and multipliers, drawing on the principles of classical matrix multiplication to perform the matrix multiplication operation. We suggest the direct encoding of data onto  $R_z$  gates, leading to the optimized quantum adders and multipliers utilizing fewer quantum gates and qubits. The section Result analyzes the quantum resources consumed by multipliers and adders, confirming the feasibility of matrix multiplication in a quantum setting. Furthermore, comparative experiments depict the acceleration achieved by the optimized quantum adders and multipliers. Ad-

Table 1: Resource consumption for a single addition and multiplication operation by the optimized adder and multiplier. ( $n$  represent the number of qubits used to encode the integers.)

	adder			multiplier		
	original	optimized	classic	original	optimized	classic
qubits	$2n + 1$	$n + 1$	-	$4n$	$3n$	-
gates	$\frac{n^2+3n}{2}$	$n + 1$	$5n - 3$	$2n^3$	$\frac{3n^2+n}{2}$	$6n^2$

ditionally, We have implemented the quantum version of the Strassen algorithm and investigated its merits and demerits in comparison to classical matrix multiplication through experimental analyses.

## 2. Method

### 2.1. Quantum Fourier Transform

The Quantum Fourier Transform (QFT) is a powerful quantum algorithm designed to perform Fourier transformations on quantum amplitudes [27]. While QFT doesn't accelerate classical tasks like Fourier transformations on classical data, it serves the purpose of encoding data effectively.

The Quantum Fourier Transform is a linear operator defined on a set of standard orthogonal bases  $|0\rangle, \dots, |N-1\rangle$ . Its action on the basis states is as follows:

$$|j\rangle \rightarrow \frac{1}{\sqrt{N}} \sum_{k=0}^{N-1} e^{\frac{2\pi i j k}{N}} |k\rangle \quad (1)$$

equivalently, the action on any state can be expressed as:

$$\sum_{j=0}^{N-1} x_j |j\rangle \rightarrow \sum_{k=0}^{N-1} y_k |k\rangle \quad (2)$$

whereby, the amplitude  $y_k$  represents the values after performing the discrete Fourier transform on the amplitudes.

Let  $N = 2^n$ , where  $n$  represents the number of qubits in a quantum computer. Considering  $N$  orthogonal normalized states  $|0\rangle, \dots, |2^n - 1\rangle$  as the computational basis

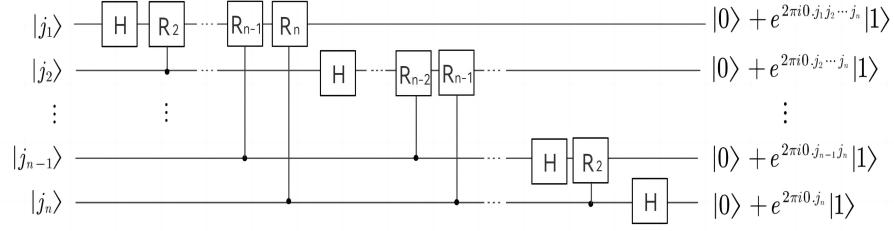


Figure 1: The circuit for the Quantum Fourier Transform.

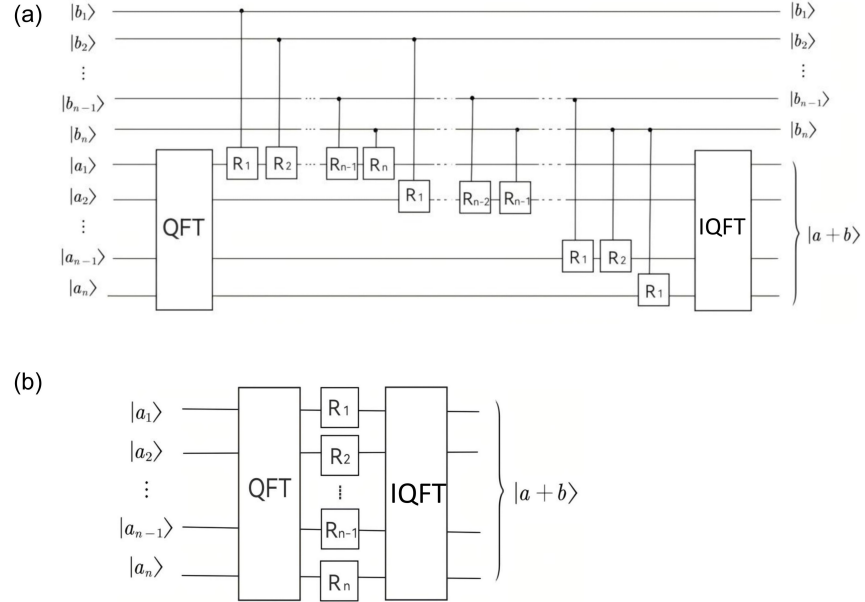


Figure 2: Quantum circuits for adders; (a) The circuit for the original quantum adder; (b) The circuit for the optimized quantum adder.

states in the Hilbert space, we express the state  $|j\rangle$  in binary form as  $j = j_1 j_2 \cdots j_n$ , which is equivalent to  $j = j_1 2^{n-1} + j_2 2^{n-2} + \cdots + j_n 2^0$ . For simplicity, we use  $0.j_l j_{l+1} \cdots j_n$  to denote the binary fraction  $\frac{j_l}{2} + \frac{j_{l+1}}{2^2} + \cdots + \frac{j_n}{2^{n-l+1}}$ . Through algebraic operations, we derive the product form of the Quantum Fourier Transform:

$$\begin{aligned}
& |j_1, \dots, j_n\rangle \\
& \xrightarrow{QFT} \frac{1}{\sqrt{N}} \sum_{k=0}^{N-1} e^{\frac{2\pi i j k}{N}} |k\rangle \\
& = \frac{1}{\sqrt{2^n}} \sum_{k_1=0}^1 \cdots \sum_{k_n=0}^1 e^{\frac{2\pi i j (k_1 2^{n-1} + \cdots + k_n 2^0)}{2^n}} |k_1 \cdots k_n\rangle \\
& = \frac{1}{\sqrt{2^n}} \sum_{k_1=0}^1 \cdots \sum_{k_n=0}^1 e^{2\pi i j (k_1 2^{-1} + \cdots + k_n 2^{-n})} |k_1 \cdots k_n\rangle \\
& = \bigotimes_{l=1}^n \frac{|0\rangle + e^{2\pi i (j 2^{-l})} |1\rangle}{\sqrt{2}} \\
& = \frac{|0\rangle + e^{2\pi i 0.j_n} |1\rangle}{\sqrt{2}} \otimes \cdots \otimes \frac{|0\rangle + e^{2\pi i 0.j_1 j_2 \cdots j_n} |1\rangle}{\sqrt{2}}
\end{aligned} \tag{3}$$

The quantum circuit for the Quantum Fourier Transform is depicted in Fig.1, incorporating controlled-phase gates and Hadamard gates.

$$R_k \equiv \begin{bmatrix} 1 & 0 \\ 0 & e^{\frac{2\pi i}{2^k}} \end{bmatrix} \quad \text{and} \quad H = \frac{1}{\sqrt{2}} \begin{bmatrix} 1 & 1 \\ 1 & -1 \end{bmatrix} \tag{4}$$

When the input state is  $|j_1, \dots, j_n\rangle$ , the transformation process of the first qubit unfolds as follows:

$$\begin{aligned}
|j_1\rangle & \rightarrow \frac{1}{\sqrt{2}} (|0\rangle + e^{2\pi i 0.j_1} |1\rangle) & \text{Hadamard gate} \\
& \rightarrow \frac{1}{\sqrt{2}} (|0\rangle + e^{2\pi i 0.j_1 j_2} |1\rangle) & R_2 \text{ gate} \\
& \vdots & \vdots \\
& \rightarrow \frac{1}{\sqrt{2}} (|0\rangle + e^{2\pi i 0.j_1 j_2 \cdots j_n} |1\rangle) & R_n \text{ gate}
\end{aligned} \tag{5}$$

From a mathematical perspective, the Fourier transform can also be understood as a change of basis. In other words, through the QFT transformation, numbers can be represented using Fourier bases. In this scenario, states are represented through qubits

on the XY plane of the Bloch sphere. According to the Eq.1, assuming we are using  $n$  qubits and we wish to represent the number  $m$  using the Fourier basis, the phase of the  $j$ -th qubit would be  $\alpha_j = \frac{2\pi m}{2^j}$ .

## 2.2. Quantum Adder

### 2.2.1. The Original Quantum Adder

The reference [22] proposes that quantum addition is performed through a series of mutually commutable conditional rotations, which is very similar to the Quantum Fourier Transform. Therefore, quantum addition can be realized using the QFT. The specific quantum circuit is illustrated in Fig.2(a). Specifically, the first operand is first encoded from the computational basis to the Fourier basis, then rotations are performed on the encoded qubits to carry out addition in the Fourier basis. Finally, the sum is transformed from the Fourier basis back to the computational basis using the Quantum Fourier Inverse Transform. Integrated with the QFT circuit mentioned above, the transformation process of the first qubit is as follows:

$$\begin{aligned}
& \frac{1}{\sqrt{2}} \left( |0\rangle + e^{2\pi i 0 \cdot j_1 j_2 \dots j_n} |1\rangle \right) \\
\rightarrow & \frac{1}{\sqrt{2}} \left( |0\rangle + e^{2\pi i (0 \cdot j_1 j_2 \dots j_n + 0 \cdot p_1)} |1\rangle \right) & CR_1 \\
\rightarrow & \frac{1}{\sqrt{2}} \left( |0\rangle + e^{2\pi i (0 \cdot j_1 j_2 \dots j_n + 0 \cdot p_1 p_2)} |1\rangle \right) & CR_2 \\
& \vdots & \vdots \\
\rightarrow & \frac{1}{\sqrt{2}} \left( |0\rangle + e^{2\pi i (0 \cdot j_1 j_2 \dots j_n + 0 \cdot p_1 p_2 \dots p_n)} |1\rangle \right) & CR_n
\end{aligned} \tag{6}$$

### 2.2.2. The Optimized Quantum Adder

In the preceding algorithm, data extraction from an additional register precedes addition calculations. However, it's noted that during many intermediate computational steps, direct manipulation of intermediate variables on rotation gates is feasible [23]. As previously discussed, utilizing  $n$  qubits ( $n > m$ ) in the Fourier basis enables the representation of any number  $m$ , with the  $j$ -th qubit corresponding to a phase of  $\frac{2\pi m}{2^j}$ . Given the phase-aligned states encoded by QFT, significant flexibility is afforded during arithmetic operations. It is posited that with the assumption of a singular addition

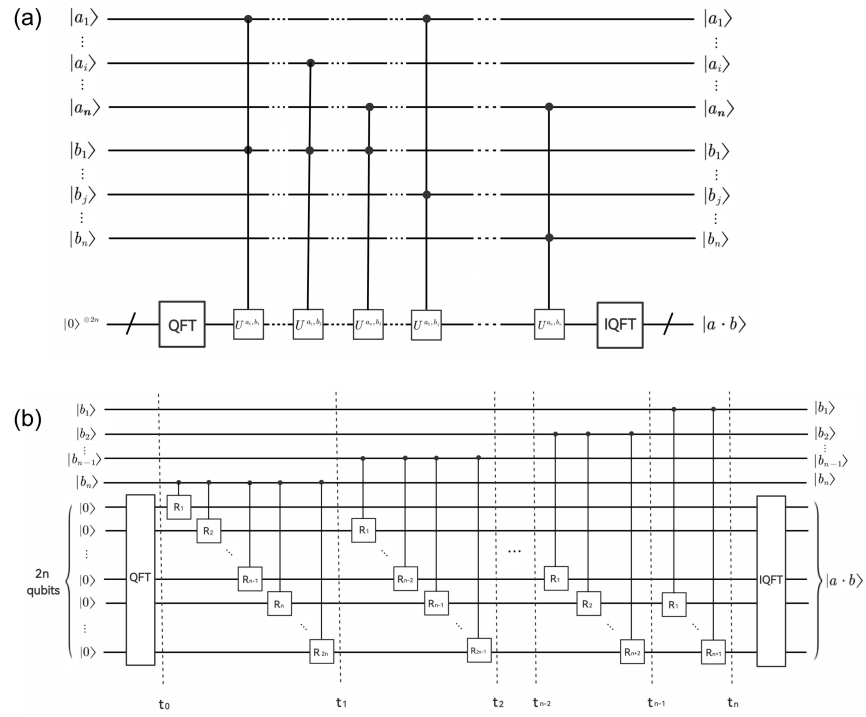


Figure 3: Quantum circuits for multipliers; (a) The circuit for the original quantum multiplier; (b) The circuit for the optimized quantum multiplier.



operation and sufficient qubits (qubits =  $n + 1$ ), direct phase manipulation of the second addend post the Quantum Fourier Transform of the first addend is viable. The specific quantum circuit is delineated in Fig.2(b)

However, in practical computational scenarios, multiple data additions may be encountered. To mitigate the need for repetitive QFT encoding of data and to conserve quantum gates, it is feasible to extend the adder for a single addition operation. Following the Quantum Fourier Transform, multiple phase shifts can be executed, culminating in the utilization of the inverse Quantum Fourier Transform to output the result.

### 2.3. Quantum Multiplier

#### 2.3.1. The Original Quantum Multiplier

The implementation principles of the multiplier and adder are consistent, as both rely on QFT. To better describe the working principle of the multiplier, we represent the two multiplicands in binary as  $a = a_1 2^{n-1} + a_2 2^{n-2} + \dots + a_n 2^0$  and  $b = b_1 2^{n-1} + b_2 2^{n-2} + \dots + b_n 2^0$ . From this, we can derive the formula:

$$\begin{aligned}
 c &= a \cdot b \\
 &= (a_1 2^{n-1} + \dots + a_n 2^0) (b_1 2^{n-1} + \dots + b_n 2^0) \\
 &= \sum_{i=1}^n a_i 2^{n-i} \cdot \sum_{j=0}^n b_j 2^{n-j} \\
 &= \sum_{i=1}^n \sum_{j=1}^n a_i b_j 2^{2n-i-j}
 \end{aligned} \tag{7}$$

where  $n$  represent the number of qubits used to encode the integers  $a$  and  $b$ . When  $a_i = 1$  and  $b_j = 1$ , the coefficient of the binary result  $2^{2n-i-j}$  is 1 [23]. During the experimental setup, both multiplicands  $a$  and  $b$  need to be encoded as binary data. The result  $c$  is encoded into the Fourier basis using the QFT, followed by operations on controlled rotation gates. The calculation result is obtained through the Quantum Fourier Inverse Transform. The implementation of the quantum multiplier requires  $4n$  qubits. The specific quantum circuit is depicted as shown in Fig.3(a).

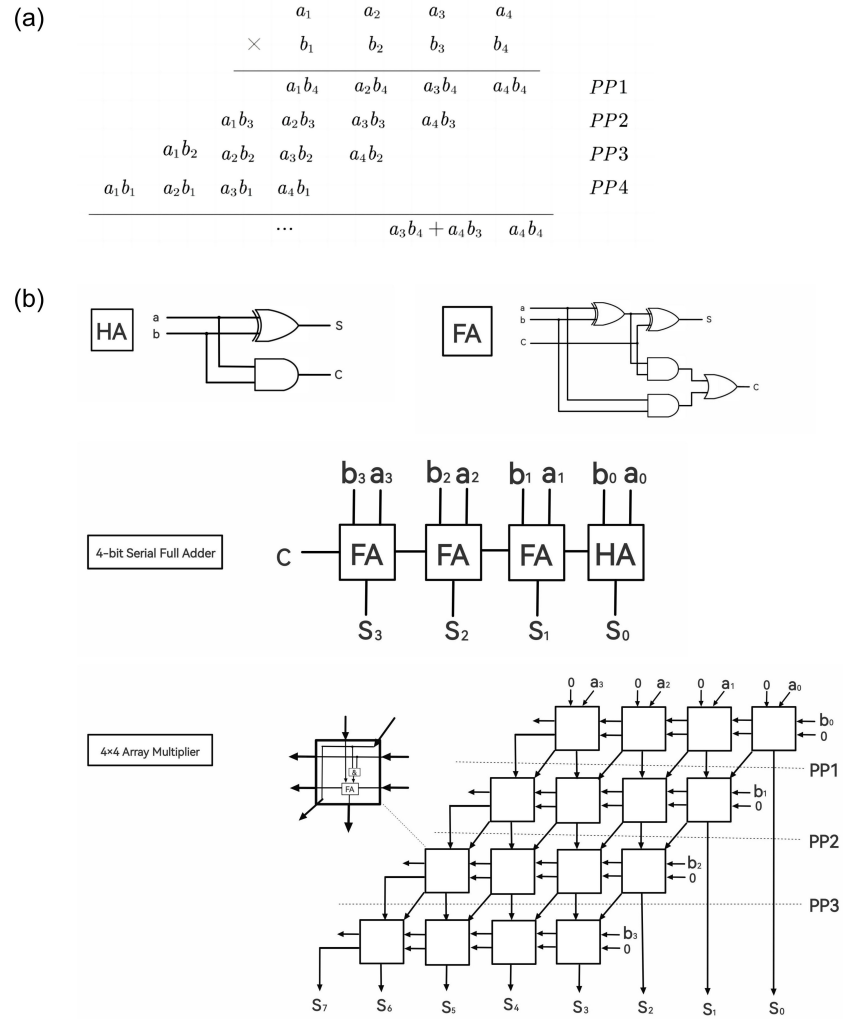


Figure 4: Classical circuits for adder and multiplier; (a) Column multiplication; (d) Classical circuits of serial adder and array multiplier.

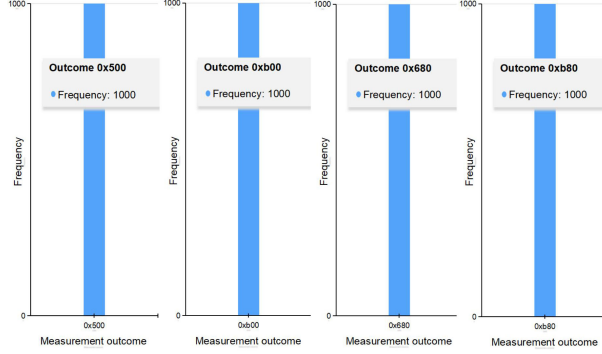


Figure 5: Measurement results of the quantum simulation for the matrix product  $C = AB$ , where  $A = \begin{bmatrix} 1 & 2 \\ 3 & 4 \end{bmatrix}$  and  $B = \begin{bmatrix} 2 & 3 \\ 4 & 5 \end{bmatrix}$ . (The results are in hexadecimal and represented in reverse order.)

### 2.3.2. The Optimized Quantum Multiplier

The optimized quantum multiplier leverages the concept of column multiplication (Fig.4(a)). Similarly, the two multiplicands are represented in binary as  $a = a_1 2^{n-1} + a_2 2^{n-2} + \dots + a_n 2^0$  and  $b = b_1 2^{n-1} + b_2 2^{n-2} + \dots + b_n 2^0$ . The multiplication result of the multiplier is achieved through shifting-addition of partial products. Taking the partial product PP1 as an example,

$$PP1 = a \cdot b_n = (a_1 2^{n-1} + \dots + a_n 2^0) b_n \quad (8)$$

if  $b_n = 1$ , then  $PP1 = a$ , and if  $b_n = 0$ , then  $PP1 = 0$ , and a single controlled rotation gate precisely accomplishes this usage. In the optimized adders, it is understood that with an ample supply of qubits, encoding any value becomes feasible through complete qubit rotations within the output register. Hence, we can directly treat the multiplicand as an intermediate variable and manipulate it within rotation gates. Consequently, there's no need to compute the product of each pair of single-bit positions, as in classical multipliers. Instead, the sum of partial products can be directly computed using single-controlled rotation gates.

The quantum circuit of the optimized multiplier is depicted in Fig.3(b). Performing

the Quantum Fourier Transform on the number  $a$  using  $n$  qubits yields (eq.3):

$$\begin{aligned} QFT |a\rangle &= \frac{1}{\sqrt{2^n}} \sum_{k=0}^{2^n-1} e^{\frac{2\pi i a k}{2^n}} |k\rangle \\ &= \bigotimes_{l=1}^n \frac{|0\rangle + e^{\frac{2\pi i a}{2^l}} |1\rangle}{\sqrt{2}} \end{aligned} \quad (9)$$

In the quantum circuit, we pass the multiplicand as an intermediate variable to the rotation gates, ensuring that the corresponding phase of the  $j$ -th qubit is  $\alpha_j = \frac{2\pi a}{2^j}$ . The derivation formula for the output qubit at each moment is:

$$\begin{aligned} &\xrightarrow{t_0} \bigotimes_{l=1}^{2n} |0\rangle \\ &\xrightarrow{t_1} \frac{|0\rangle + e^{2\pi i a \cdot \frac{b_n}{2^1}} |1\rangle}{\sqrt{2}} \otimes \frac{|0\rangle + e^{2\pi i a \cdot \frac{b_n}{2^2}} |1\rangle}{\sqrt{2}} \otimes \dots \otimes \frac{|0\rangle + e^{2\pi i a \cdot \frac{b_n}{2^{n-1}}} |1\rangle}{\sqrt{2}} \\ &\quad \otimes \dots \otimes \frac{|0\rangle + e^{2\pi i a \cdot \frac{b_n}{2^{2n}}} |1\rangle}{\sqrt{2}} \\ &\xrightarrow{t_2} \frac{|0\rangle + e^{2\pi i a \cdot \frac{b_n}{2^1}} |1\rangle}{\sqrt{2}} \otimes \frac{|0\rangle + e^{2\pi i a \cdot (\frac{b_n}{2^2} + \frac{b_{n-1}}{2^1})} |1\rangle}{\sqrt{2}} \otimes \dots \otimes \frac{|0\rangle + e^{2\pi i a \cdot (\frac{b_n}{2^{n-1}} + \frac{b_{n-2}}{2^{n-2}})} |1\rangle}{\sqrt{2}} \\ &\quad \otimes \dots \otimes \frac{|0\rangle + e^{2\pi i a \cdot (\frac{b_n}{2^{2n}} + \frac{b_{n-1}}{2^{2n-1}})} |1\rangle}{\sqrt{2}} \\ &= \frac{|0\rangle + e^{2\pi i a \cdot \frac{b_n}{2^1}} |1\rangle}{\sqrt{2}} \otimes \frac{|0\rangle + e^{2\pi i a \cdot (\frac{b_n+2b_{n-1}}{2^2})} |1\rangle}{\sqrt{2}} \otimes \dots \otimes \frac{|0\rangle + e^{2\pi i a \cdot (\frac{b_n+2b_{n-1}}{2^{n-1}})} |1\rangle}{\sqrt{2}} \\ &\quad \otimes \dots \otimes \frac{|0\rangle + e^{2\pi i a \cdot (\frac{b_n+2b_{n-1}}{2^{2n}})} |1\rangle}{\sqrt{2}} \\ &\quad \vdots \\ &\xrightarrow{t_{n-1}} \frac{|0\rangle + e^{2\pi i a \cdot \frac{b_n}{2^1}} |1\rangle}{\sqrt{2}} \otimes \frac{|0\rangle + e^{2\pi i a \cdot (\frac{b_n}{2^2} + \frac{b_{n-1}}{2^1})} |1\rangle}{\sqrt{2}} \otimes \dots \otimes \frac{|0\rangle + e^{2\pi i a \cdot (\frac{b_n}{2^{n-1}} + \frac{b_{n-2}}{2^{n-2}} + \dots + \frac{b_2}{2^1})} |1\rangle}{\sqrt{2}} \\ &\quad \otimes \dots \otimes \frac{|0\rangle + e^{2\pi i a \cdot ((\frac{b_n}{2^{2n}} + \frac{b_{n-1}}{2^{2n-1}} + \dots + \frac{b_2}{2^{n+2}}))} |1\rangle}{\sqrt{2}} \end{aligned} \quad (10)$$

$$\begin{aligned}
&= \frac{|0\rangle + e^{2\pi i a \cdot \frac{b_n}{2^1}} |1\rangle}{\sqrt{2}} \otimes \frac{|0\rangle + e^{2\pi i a \cdot \left(\frac{b_n + 2b_{n-1}}{2^2}\right)} |1\rangle}{\sqrt{2}} \otimes \dots \otimes \frac{|0\rangle + e^{2\pi i a \cdot \left(\frac{b_n + 2b_{n-1} + \dots + 2^{n-1}b_1}{2^n}\right)} |1\rangle}{\sqrt{2}} \\
&\quad \otimes \dots \otimes \frac{|0\rangle + e^{2\pi i a \cdot \left(\frac{b_n + 2b_{n-1} + \dots + 2^{n-1}b_1}{2^{2n}}\right)} |1\rangle}{\sqrt{2}} \\
&\xrightarrow{t_n} \frac{|0\rangle + e^{2\pi i a \cdot \frac{b_n + 2b_{n-1} + \dots + 2^{n-1}b_1}{2^1}} |1\rangle}{\sqrt{2}} \otimes \frac{|0\rangle + e^{2\pi i a \cdot \left(\frac{b_n + 2b_{n-1} + \dots + 2^{n-1}b_1}{2^2}\right)} |1\rangle}{\sqrt{2}} \otimes \dots \otimes \\
&\quad \frac{|0\rangle + e^{2\pi i a \cdot \left(\frac{b_n + 2b_{n-1} + \dots + 2^{n-1}b_1}{2^n}\right)} |1\rangle}{\sqrt{2}} \otimes \dots \otimes \frac{|0\rangle + e^{2\pi i a \cdot \left(\frac{b_n + 2b_{n-1} + \dots + 2^{n-1}b_1}{2^{2n}}\right)} |1\rangle}{\sqrt{2}} \\
&= \bigotimes_{l=1}^{2n} \frac{|0\rangle + e^{\frac{2\pi i a \cdot b}{2^l}} |1\rangle}{\sqrt{2}} \\
&\xrightarrow{IQFT} a \cdot b
\end{aligned} \tag{11}$$

### 3. Results

#### 3.1. The Basic Universal Quantum Matrix Multiplication

The basic approach to matrix multiplication entails multiplying each element of every row in the first matrix with each element of every column in the second matrix. In other words, given two matrices A and B, their product  $C = A \cdot B$  is computed by taking the inner product of the i-th row of matrix A with the j-th column of matrix B to derive each element  $c_{ij}$ :

$$c_{ij} = \sum_k a_{ik} b_{kj} \tag{12}$$

Among these, the vector dot product is computed using adders and multipliers based on the Quantum Fourier Transform (QFT).

We propose directly passing the intermediate variable to the operators, specifically by performing operations directly on the data using rotation gates. Based on this idea, we made improvements to the quantum adders and multipliers. It was assumed that  $n$  represent the number of qubits used to encode integers  $a$  and  $b$ . Furthermore, the Quantum Fourier Transform was considered as part of data encoding, and the counting of

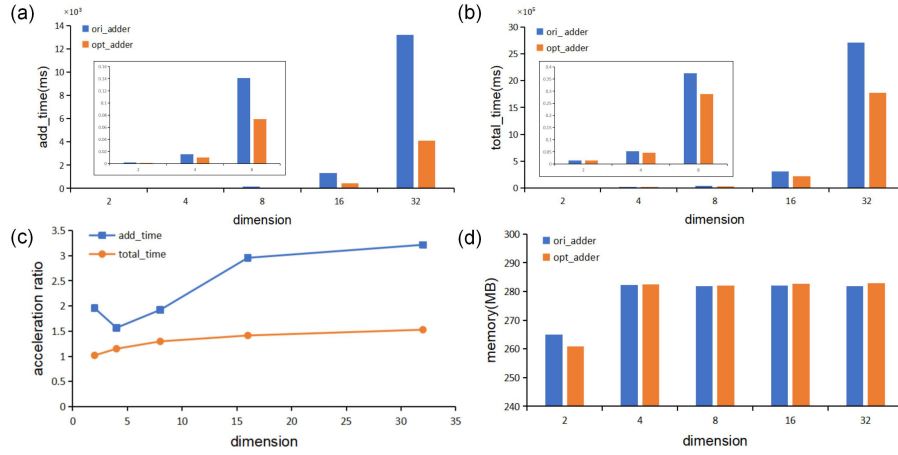


Figure 6: Performance comparison of quantum matrix multiplication with optimized adder; (a) Comparison of addition time consumption; (b) Comparison of total time consumption; (c) Line chart of time acceleration ratio; (b) Comparison of memory consumption.

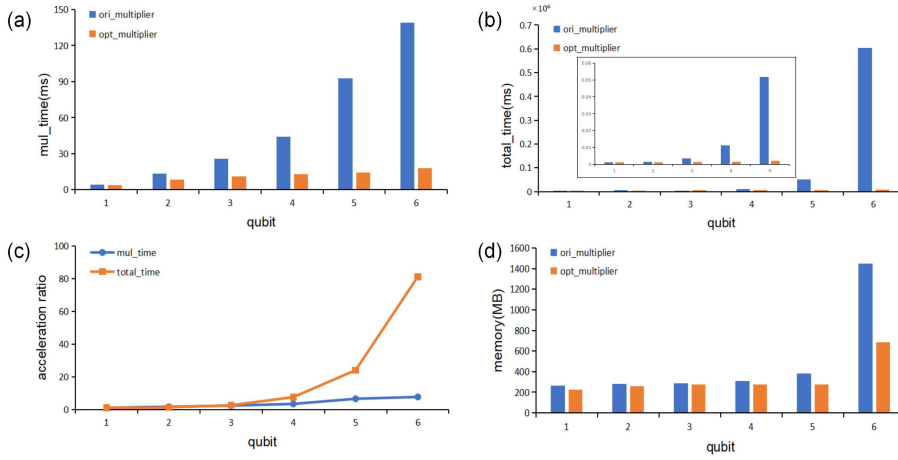


Figure 7: Performance comparison of quantum matrix multiplication with optimized multiplier; (a) Comparison of multiplication time consumption; (b) Comparison of total time consumption; (c) The time acceleration ratio; (b) Comparison of memory consumption.

quantum gates did not include the algorithm itself. Table 1 summarizes the qubits and quantum gates consumption for a single computation using the optimized adders and multipliers. Furthermore, multi-qubit control gates and parameterized quantum gates in quantum circuits exemplify advantages unattainable by classical circuits (Fig.4(b)). By incorporating the idea of encoding data into rotation gates, we can achieve quantum circuits that consume fewer logic gates compared to classical circuits [28]. Assuming we possess  $N$  qubits ( $N \geq 3n$ , where  $n$  qubits are used to encode the multiplier/multiplicand, and  $2n$  qubits are used to encode the result), when utilizing the optimized algorithm to compute the multiplication of two  $k \times k$  matrices (each element  $< 2^n$ ), the maximum value of  $k$  is  $2^n$ .

We first aim to demonstrate the feasibility of quantum matrix multiplication (To simplify the experiment, we utilize matrices with nonnegative integer values.). As an example, we consider matrices  $A = \begin{bmatrix} 1 & 2 \\ 3 & 4 \end{bmatrix}$  and  $B = \begin{bmatrix} 2 & 3 \\ 4 & 5 \end{bmatrix}$ . The experiment utilizes the IBM quantum simulator to construct circuits for the algorithms. The measurement results are depicted in Fig.5 (the results are in hexadecimal and represented in reverse order). Taking the first measurement result as an example, where 0x500 is the hexadecimal representation, its binary representation is 010100000000, and the reversed result corresponds to the decimal value 10.

Since the optimized quantum adder can perform multiple data additions iteratively, we tested its acceleration performance by progressively increasing the matrix dimensions. Assuming every element in the two matrices A and B involved in multiplication to be 7 (each multiplier occupying 3 qubits), we selected algorithms matrix multiplication enhanced with adders and matrix multiplication enhanced with both adders and multipliers for comparative testing. Fig.6(a) and Fig.6(b) respectively present the time consumption for addition and the total time consumption for matrix multiplication, while Fig.6(d) depicts the memory consumption for both algorithms with increasing matrix dimensions. Fig.6(c) represents the time acceleration ratio.

Furthermore, as the number of qubits occupied by the multiplier increases, the advantages of the optimized quantum multiplier gradually become evident. Therefore, we fixed the experiment to a  $2 \times 2$  matrix multiplication and explored the relationship

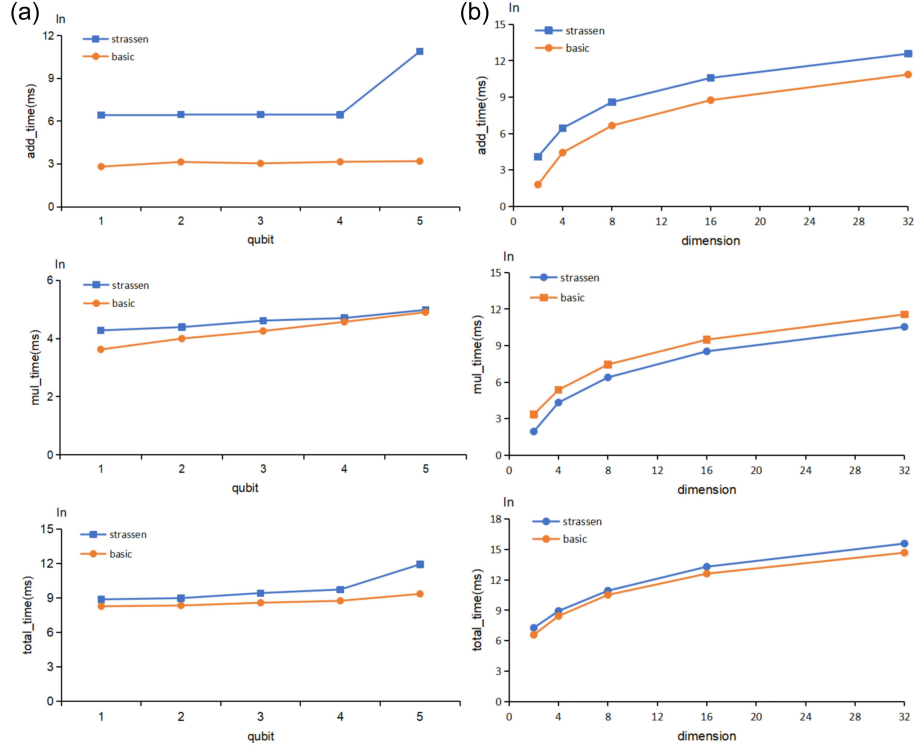


Figure 8: Time consumption comparison between the basic universal quantum matrix multiplication and quantum Strassen matrix multiplication; (a) Comparison of addition, multiplication, and total time consumption for  $4 \times 4$  matrix multiplication; (b) Comparison of addition, multiplication, and total time consumption as the dimension of input matrix increases.

between the number of qubits occupied by the multiplier and the acceleration ratio of the multiplier by increasing the size of the multiplier. The experiment recorded the time and memory consumption of the original quantum multiplier and the optimized quantum multiplier for multiplier values of 1, 2, 4, 8, 16, 32 (i.e., qubits=1, 2, ..., 6), represented in bar chart comparisons in Fig.7. Fig.7(a) and Fig.7(b) respectively depict the time consumption for multiplication and total time consumption, while Fig.7(c) illustrates the acceleration ratio of the multiplier.



### 3.2. Quantum Strassen Matrix Multiplication Algorithm

QFT-based matrix multiplication can be applied not only to the basic inner product method but also to other classical matrix multiplication algorithms, such as the Strassen algorithm [1]. We apply the optimized quantum adder and multiplier to the Strassen algorithm, achieving a quantum version of the Strassen algorithm.

Unlike the basic method, the Strassen algorithm involves intermediate results that can be negative. Therefore, we have made improvements to the quantum adders to accommodate these cases. This can be utilized in quantum computation to represent negative numbers. To enable negative number operations in the adder, we sacrifice the highest qubit to serve as a sign bit. When the result obtained is negative, an additional addition operation is performed to obtain the result.

However, the quantum Strassen algorithm generates a significant number of intermediate variables during computation. The storage and computation of these intermediate variables require additional qubits. We conducted two comparative experiments as shown in Fig.8. In the first experiment, we fixed the matrix dimensions to  $4 \times 4$  and performed matrix multiplications with elements equal to 1, 2, 4, 8, and 16 (i.e., qubits=1, 2, ..., 5). We compared the basic universal quantum matrix multiplication and the quantum Strassen matrix multiplication in terms of addition, multiplication, and total time consumption (Fig.8(a)). Similarly, in the second experiment, we assumed that each element in matrices A and B is 1, and observed the differences in addition, multiplication, and total time consumption of the two algorithms as the matrix dimensions increased (Fig.8(b)).

We observe that the quantum Strassen algorithm reduces the time consumption for multiplication but simultaneously increases the computational load for addition. As this algorithm requires storing and computing a large number of intermediate variables, the demand for qubits significantly increases as the multiplier value grows.

## 4. Discussion

Matrix multiplication is a foundational algorithm in numerical computation, linear algebra, and even pattern recognition. Due to its intrinsic high parallelism, the de-

velopment of quantum-enhanced matrix multiplication algorithms under the quantum computing framework, capable of surpassing classical matrix multiplication methods, holds conceivable broad prospects and immense potential. This is our first step toward an even more efficient universal quantum matrix multiplication, demonstrating that the concept is feasible and worthy of continuous exploration and optimization. Clearly, future work will focus on investigating the potential impact of quantum matrix multiplication, including the potential for acceleration or reduction in hardware resources required for machine learning model training, particularly in the current era of Noisy Intermediate-Scale Quantum (NISQ) computers. Therefore, at this historical stage, it is valuable to further explore the quantum-classical hybrid architecture for matrix multiplication. We anticipate that practical implementations of quantum-classical hybrid matrix multiplication will first be realized on NISQ machines in the near future, followed by continuous optimization to adapt to computationally intensive scenarios such as large-scale model training. Following these advancements, we optimistically project that breakthroughs in quantum error correction will progressively unlock the formidable capabilities of fault-tolerant quantum computing. Consequently, quantum matrix multiplication algorithms that demonstrate verifiable quantum speedup are poised to achieve substantial reductions in computational costs within industrial applications while ushering in a transformative computational revolution throughout the AI ecosystem, encompassing pattern recognition and beyond.

### **Acknowledgment**

This work was supported by Tianjin Natural Science Foundation of China (20JCYBJC00500) and the Science & Technology Development Fund of Tianjin Education Commission for Higher Education (2018KJ217).

### **References**

- [1] V. Strassen, Gaussian elimination is not optimal, *Numerische mathematik* 13 (4) (1969) 354–356.

- [2] D. Coppersmith, S. Winograd, Matrix multiplication via arithmetic progressions, in: Proceedings of the nineteenth annual ACM symposium on Theory of computing, 1987, pp. 1–6.
- [3] A. J. Stothers, On the complexity of matrix multiplication (2010).
- [4] V. V. Williams, Multiplying matrices faster than coppersmith-winograd, in: Proceedings of the forty-fourth annual ACM symposium on Theory of computing, 2012, pp. 887–898.
- [5] F. Le Gall, Powers of tensors and fast matrix multiplication, in: Proceedings of the 39th international symposium on symbolic and algebraic computation, 2014, pp. 296–303.
- [6] J. Alman, V. V. Williams, A refined laser method and faster matrix multiplication, in: Proceedings of the 2021 ACM-SIAM Symposium on Discrete Algorithms (SODA), SIAM, 2021, pp. 522–539.
- [7] A. Fawzi, M. Balog, A. Huang, T. Hubert, B. Romera-Paredes, M. Barekatin, A. Novikov, F. J. R Ruiz, J. Schrittwieser, G. Swirszcz, et al., Discovering faster matrix multiplication algorithms with reinforcement learning, *Nature* 610 (7930) (2022) 47–53.
- [8] R. Duan, H. Wu, R. Zhou, Faster matrix multiplication via asymmetric hashing, in: 2023 IEEE 64th Annual Symposium on Foundations of Computer Science (FOCS), IEEE, 2023, pp. 2129–2138.
- [9] F. Le Gall, Quantum algorithms for matrix multiplication, *Proc. of ISAAC’12* 639.
- [10] H. Buhrman, R. Spalek, Quantum verification of matrix products, *arXiv preprint quant-ph/0409035* (2004).
- [11] F. Le Gall, Improved output-sensitive quantum algorithms for boolean matrix multiplication, in: Proceedings of the Twenty-Third Annual ACM-SIAM Symposium on Discrete Algorithms, SIAM, 2012, pp. 1464–1476.

- [12] A. Lingas, A fast output-sensitive algorithm for boolean matrix multiplication, *Algorithmica* 61 (1) (2011) 36–50.
- [13] S. Jeffery, R. Kothari, F. Le Gall, F. Magniez, Improving quantum query complexity of boolean matrix multiplication using graph collision, *Algorithmica* 76 (2016) 1–16.
- [14] F. Le Gall, H. Nishimura, Quantum algorithms for matrix products over semirings, in: *Algorithm Theory–SWAT 2014: 14th Scandinavian Symposium and Workshops*, Copenhagen, Denmark, July 2-4, 2014. Proceedings 14, Springer, 2014, pp. 331–343.
- [15] R. Duan, S. Pettie, Fast algorithms for (max, min)-matrix multiplication and bottleneck shortest paths, in: *Proceedings of the twentieth annual ACM-SIAM symposium on Discrete algorithms*, SIAM, 2009, pp. 384–391.
- [16] V. Vassilevska, R. Williams, Finding a maximum weight triangle in  $n^{3-\delta}$  time, with applications, in: *Proceedings of the thirty-eighth annual ACM symposium on Theory of computing*, 2006, pp. 225–231.
- [17] R. Yuster, Efficient algorithms on sets of permutations, dominance, and real-weighted apsp, in: *Proceedings of the twentieth annual ACM-SIAM symposium on Discrete algorithms*, SIAM, 2009, pp. 950–957.
- [18] C. Shao, Quantum algorithms to matrix multiplication, *arXiv preprint arXiv:1803.01601* (2018).
- [19] H. Buhrman, R. Cleve, J. Watrous, R. De Wolf, Quantum fingerprinting, *Physical review letters* 87 (16) (2001) 167902.
- [20] I. Kerenidis, A. Prakash, Quantum recommendation systems, *arXiv preprint arXiv:1603.08675* (2016).
- [21] S. Lloyd, Quantum algorithm for solving linear systems of equations, in: *APS March Meeting Abstracts*, Vol. 2010, 2010, pp. D4–002.

- [22] T. G. Draper, Addition on a quantum computer, arXiv preprint quant-ph/0008033 (2000).
- [23] L. Ruiz-Perez, J. C. Garcia-Escartin, Quantum arithmetic with the quantum fourier transform, Quantum Information Processing 16 (2017) 1–14.
- [24] S. Beauregard, Circuit for shor’s algorithm using  $2n+3$  qubits, arXiv preprint quant-ph/0205095 (2002).
- [25] A. Pavlidis, D. Gizopoulos, Fast quantum modular exponentiation architecture for shor’s factorization algorithm, arXiv preprint arXiv:1207.0511 (2012).
- [26] A. Pavlidis, E. Floratos, Quantum-fourier-transform-based quantum arithmetic with qudits, Physical Review A 103 (3) (2021) 032417.
- [27] M. A. Nielsen, I. L. Chuang, Quantum computation and quantum information, Vol. 2, Cambridge university press Cambridge, 2001.
- [28] B. Parhami, Computer arithmetic, Vol. 20, Oxford university press New York, NY, 2010.