

Limit theorems for the number of crossings and stress in projections of the random geometric graph

Hanna Döring* Lianne de Jonge†

Abstract

We consider the number of edge crossings in a random graph drawing generated by projecting a random geometric graph on some compact convex set $W \subset \mathbb{R}^d$, $d \geq 3$, onto a plane. The positions of these crossings form the support of a point process. We show that if the expected number of crossings converges to a positive but finite value, this point process converges to a Poisson point process in the Kantorovich-Rubinstein distance. We further show a multivariate central limit theorem between the number of crossings and a second variable called the stress that holds when the expected vertex degree in the random geometric graph converges to a positive finite value.

KEYWORDS. graph crossing number, random geometric graph, Poisson point process, limit theorems.

MSC CLASSIFICATION. 60F05, 60D05.

1 Introduction

We consider the random geometric graph (RGG) generated in a compact convex set $W \subset \mathbb{R}^d$ with $d \geq 3$ and volume one. The vertices of the graph are defined by a homogeneous Poisson point process on W with intensity t . Two vertices v and w are connected by an (undirected) edge $\{v, w\}$ whenever $\|v - w\| \leq \delta_t$, where $\|\cdot\|$ denotes the Euclidean norm.

To visualize this graph, we embed its vertices into \mathbb{R}^2 and connect each pair with a line whenever an edge exists, in which case some lines will likely need to cross. A straight-line drawing with few edge crossings tends to be the most aesthetically pleasing, see [13]. The minimum number of crossings in such a drawing is called the rectilinear crossing number. Finding this number is a classical problem in graph theory where a lot is still unknown, see for example [7], [11] or the survey [15].

One can naturally extend this problem to random graphs by studying the crossing number of a random graph or the number of crossings in a random drawing of a graph. In [11] and [17] the expectation of the crossing number of an Erdős-Rényi random graph as well as concentration inequalities are derived, and a generalization to k -planarity is

*Osnabrück University, Germany, hanna.doering@uni-osnabrueck.de

†Osnabrück University, Germany, lianne.de.jonge@uni-osnabrueck.de

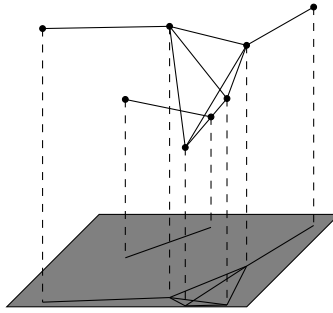


Fig. 1: Projection of a graph in \mathbb{R}^3 onto a plane.

considered in [3]. An extension to weighted Erdős-Rényi random graphs is studied in [9], where the Bernoulli-weight for the presence of an edge is given by i.i.d random variables for each edge. In [1] and [2] Arenas-Velilla et al. study the number of crossings of a fixed graph G whose vertices are randomly placed in convex position. They prove a central limit theorem using Stein's method.

In this paper we study a setting introduced in [4], a RGG where the graph drawing is created by projecting the vertices and edges onto a plane, as shown in Figure 1. Compared to the methods of drawing the graph used by [1], [2], and [10], this method has the advantage that it preserves some of the geometric properties of the original graph. We refer to the number of edge crossings as the *crossing number of the projection*, or simply 'crossing number' when its meaning is clear from context. By construction it serves as an upper bound for the rectilinear crossing number of the original RGG in W .

The connection between the crossing number of a projection and another quantity called *stress* was studied in [4]. The stress is a measure of how much two distances between vertices in the graph differ. In the context of projected random geometric graphs, it makes sense to consider the Euclidean distance between vertices in \mathbb{R}^d and in the projection such that when projecting barely changes the distances between vertices, the graph stress is low. However, if two vertices that are far away in \mathbb{R}^d are close to each other in the projection, the stress is high. Empirical evidence suggests that drawings with low stress also tend to have fewer crossings. This is supported by [4], who showed that there indeed exists a positive correlation between stress and the crossing number in the model described above.

This paper expands on the results from [4] by proving a multivariate central limit theorem for the crossing number and stress. Additionally, we show that the point process of edge intersections converges to a Poisson point process when δ_t is chosen to decrease at an appropriate speed as t tends to infinity.

It is easy to see that the expected degree of a randomly chosen vertex in the random geometric graph is of order $t\delta_t^d$. Based on this, we distinguish between the three regimes introduced in [12]:

1. *sparse regime*: $\lim_{t \rightarrow \infty} t\delta_t^d = 0$ implies that the expected degree tends to zero as t goes to infinity;

2. *thermodynamic regime*: $\lim_{t \rightarrow \infty} t\delta_t^d = c \in (0, \infty)$ implies that the expected degree converges to some positive but finite constant;
3. *dense regime*: $\lim_{t \rightarrow \infty} t\delta_t^d = \infty$ implies that the expected degree tends to infinity.

The expected crossing number of the projection is of order $t^4\delta_t^{2d+2}$ (see [4, Theorem 1]). For the convergence to a Poisson point process we consider a part of the sparse regime where the expected crossing number of the projection tends to a positive but finite value, which is when $t^2\delta_t^{d+1} \rightarrow c \in (0, \infty)$ as t tends to infinity. For the multivariate central limit theorem, we will focus on the thermodynamic regime, for which the expected crossing number of the projection tends to infinity.

The study of the crossing number in random graphs is not only mathematically an interesting problem. As argued in [4], the number of crossings in the projection in the sparse regime is indeed with high probability only a constant factor away from the rectilinear crossing number of the RGG. Therefore the projection provides an algorithm for drawing a graph with low crossing number. Limit theorems with rates of convergence are decisive for determining the approximation error in this application.

The structure of this paper is as follows: Section 1.1 introduces the mathematical definitions and notation. Then, the convergence to a Poisson point process and the central limit theorem are stated, which are then proven in Section 2 and Section 3 respectively. The convergence to a Poisson point process is an application of a limit result for Poisson U -statistics proved by Decreusefond et al. using Stein's method and the Malliavin formalism [6]. The main difficulty in Section 2 is to derive uniform bounds on the intensity measure of the crossing point process. In Section 3 we prove good bounds on the first and second order difference operators to apply a multivariate limit theorem for a vector of Poisson functionals by Schulte and Yukich [16].

1.1 Definitions and statements of results

Let λ_n for $n \geq 1$ denote the n -dimensional Lebesgue measure. Our observation window $W \subset \mathbb{R}^d$ with $d \geq 3$ is a compact convex body such that $\lambda_d(W) = 1$. Let η_t be a Poisson point process on W with intensity t . Then $\mathbb{E}\eta_t(W) = t$ since the volume of W is one. The support of η_t defines the vertex set V of the *random geometric graph* (RGG) $G = (V, E)$ with

$$E = \{\{v, w\}: v, w \in V \text{ and } \|v - w\| \leq \delta_t\}$$

for some parameter δ_t going to zero as t tends to infinity. Here, $\|\cdot\|$ denotes the Euclidean norm. We denote the line segment between two points $v, w \in \mathbb{R}^d$ by $[v, w]$. Note that no points exist outside of W , meaning that none of the edges cross the boundary of W . Almost surely vertices are not projected on other vertices or edges.

The orthogonal projection of the graph onto a plane L is denoted G_L and is constructed by projecting all vertices onto L and connecting the vertices by an edge whenever an edge exists in G . The projection of a point v and a set $A \subset \mathbb{R}^d$ are denoted $v|_L$ and $A|_L := \{v|_L: v \in A\}$ respectively. We write $W_L := W|_L$ for the projection of W onto L to avoid cumbersome notation. The orthogonal complement of L is denoted L^\perp .

Two edges $\{v_1, v_2\}$ and $\{w_1, w_2\}$ between four distinct vertices cross in the projection if $[v_1, v_2]_L \cap [w_1, w_2]_L \neq \emptyset$. These intersections form the support of a point process ξ_t . Let

$$S_t := \{(v_1, v_2, w_1, w_2) \in V_{\neq}^4 : \|v_1 - v_2\| \leq \delta_t, \|w_1 - w_2\| \leq \delta_t, [v_1, v_2]_L \cap [w_1, w_2]_L \neq \emptyset\}$$

be the set of quadruples of distinct vertices such that there exist two crossing edges between them. Then

$$\xi_t(A) := \frac{1}{8} \sum_{(v_1, v_2, w_1, w_2) \in S_t} \delta_{[v_1, v_2]_L \cap [w_1, w_2]_L}(A) \quad (1)$$

counts the number of crossings in a Borel set $A \subset L$. The crossing number of the projection is denoted $\xi_t(L)$. The intensity measure \mathbf{L}_t of the point process is defined as

$$\mathbf{L}_t(A) := \mathbb{E}\xi_t(A).$$

For all Borel sets A , the variable ξ_t is a U -statistic of order four, meaning that it is of the form

$$\xi_t(A) = \sum_{(v_1, v_2, v_3, v_4) \in V_{\neq}^4} f(v_1, v_2, v_3, v_4)$$

for some symmetric function f depending on A .

Throughout this paper, we let $B_d(x, r) := \{y \in \mathbb{R}^d : \|x - y\| \leq r\}$ denote the closed ball with radius r around x and $B_d := B_d(0, 1)$ the unit ball around the origin. The balls $B_2(x, r)$ and B_2 are always considered to lie in the plane L . The inner parallel set of a convex set K is denoted $K_{-\delta} := \{x : (x + \delta B_d) \subset K\}$. We will use that $f(x) = \mathcal{O}(g(x))$ as $x \rightarrow \infty$ if there exist $M > 0$ and x_0 such that $|f(x)| \leq Mg(x)$ for all $x \geq x_0$. We also write $f(x) = \mathcal{O}_x(g(x))$ and omit the $x \rightarrow \infty$.

Our first result concerns the distribution of crossings in the sparse regime. We show convergence of ξ_t to a Poisson point process in the Kantorovich–Rubinstein distance. The definition of this distance metric uses the total variation distance. For two finite measures μ_1 and μ_2 on Borel sets $A \in \mathcal{B}(L)$, the total variation distance is defined as

$$d_{TV}(\mu_1, \mu_2) := \sup_{A \in \mathcal{B}(L)} |\mu_1(A) - \mu_2(A)|.$$

The Kantorovich–Rubinstein distance is then the optimal transport cost between two probability measures

$$d_{KR}(\mu_1, \mu_2) = \inf_{\mathbf{C} \in \Sigma(\mu_1, \mu_2)} \int d_{TV}(\omega_1, \omega_2) \mathbf{C}(d(\omega_1, \omega_2))$$

where $\Sigma(\mu_1, \mu_2)$ is the set of all couplings between μ_1 and μ_2 and we integrate over all σ -finite counting measures on the underlying space. For two point processes ξ_1 and ξ_2 distributed according to μ_1 and μ_2 respectively, we will write $d_{KR}(\xi_1, \xi_2)$ instead of $d_{KR}(\mu_1, \mu_2)$. An important property of d_{KR} is that it implies convergence in distribution ([6, Proposition 2.1.]).

We now formulate our first theorem:

Theorem 1.1 (Convergence to Poisson point process). *Consider the projected RGG with intensity t and radius δ_t such that $t^2\delta_t^{d+1} \rightarrow c > 0$ as $t \rightarrow \infty$ and let the edge crossings form the support of the point process ξ_t , as defined in (1). Then there exists a Poisson point process ζ on L with finite intensity measure \mathbf{M} such that*

$$d_{KR}(\xi_t, \zeta) = \mathcal{O}_t(\delta_t) + \mathcal{O}_t(c^2 - t^4\delta_t^{2d+2}).$$

Convergence in distribution of ξ_t to ζ follows.

The term $\mathcal{O}_t(c^2 - t^4\delta_t^{2d+2})$ indicates that the speed of convergence of ξ_t to ζ depends on how fast $t^2\delta_t^{d+1}$ approaches its limiting value.

The proof of this Theorem is given in Section 2. It relies on [6, Theorem 3.1.], which roughly states that a U -statistic ξ_t converges to a Poisson point process if the intensity measure converges in total variation distance and the difference between the expectation and the variance of $\xi_t(L)$ goes to zero.

Remark 1.2. *The paper [4] also considered a random projection plane L , whereas we consider a fixed plane. In the sparse regime described above, the distribution of the crossing number resulting from a random projection plane is a mixed Poisson distribution where the intensity depends on L .*

The second result concerns another quantity called stress. Let d_0 and d_1 be two distance metrics on the vertices in a graph, then

$$\text{stress}(G, G_L) := \frac{1}{2} \sum_{(v_1, v_2) \in V_{\neq}^2} w(v_1, v_2) (d_0(v_1, v_2) - d_1(v_1, v_2))^2,$$

where w is some weight function. We will denote the stress between two vertices by

$$S(v_1, v_2) := w(v_1, v_2) (d_0(v_1, v_2) - d_1(v_1, v_2))^2$$

and we will assume throughout this paper that there exists $s > 0$ such that $S(v_1, v_2) < s$ for all $v_1, v_2 \in W$.

A natural choice for w is

$$w(v_1, v_2) = \frac{1}{d_0(v_1, v_2)^2},$$

in which case

$$\text{stress}(G, G_L) = \frac{1}{2} \sum_{(v_1, v_2) \in V_{\neq}^2} \left(1 - \frac{d_1(v_1, v_2)}{d_0(v_1, v_2)}\right)^2.$$

In case of the RGG, it makes sense to let d_0 be the Euclidean distance between points in \mathbb{R}^d and d_1 the Euclidean distance in the projection. Note that $d_1 \leq d_0$, from which follows that $S(v_1, v_2) \in [0, 1]$ for all $v_1, v_2 \in W$. With these metrics, the edges of the

graph play no role. One can also choose d_0 to be the graph distance between two vertices instead, i.e. the number of edges in the shortest path between two vertices.

The expectation and variance of the crossing number and stress, as well as the covariance between the two quantities, have been calculated by [4]. These can be used to transform the crossing number of the projection, $\xi_t(L)$, and the stress to have mean zero and bounded variance. In Section 3, we use these results and [16, Theorem 1.1] to show a central limit theorem in the d_3 -distance, which is defined as follows:

Definition 1.3. Let \mathcal{H} be the set of functions $g: \mathbb{R}^d \rightarrow \mathbb{R}$ admitting continuous partial derivatives up to order three such that

$$\max_{1 \leq i_1 \leq i_2 \leq d} \sup_{x \in \mathbb{R}^d} \left| \frac{\partial^2}{\partial x_{i_1} \partial x_{i_2}} g(x) \right| \leq 1, \text{ and } \max_{1 \leq i_1 \leq i_2 \leq i_3 \leq d} \sup_{x \in \mathbb{R}^d} \left| \frac{\partial^3}{\partial x_{i_1} \partial x_{i_2} \partial x_{i_3}} g(x) \right| \leq 1$$

Then for two random variables X and Y such that $\mathbb{E}\|X\| < \infty$ and $\mathbb{E}\|Y\| < \infty$ we define

$$d_3(X, Y) := \sup_{g \in \mathcal{H}} |\mathbb{E}g(Y) - \mathbb{E}g(X)|.$$

Theorem 1.4 (Central limit theorem). *Let $d \geq 3$ and consider the projected RGG in the thermodynamic regime where $t\delta_t^d \rightarrow c > 0$ as t tends to infinity. Define*

$$F_t = (F_t^{(1)}, F_t^{(2)}) := \left(\frac{\xi_t(L) - \mathbb{E}\xi_t(L)}{t^{7/2}\delta_t^{2d+2}}, \frac{\text{stress}(G, G_L) - \mathbb{E}\text{stress}(G, G_L)}{t^{3/2}} \right).$$

and let Σ_t be the covariance matrix of F_t . Then

$$d_3(F_t, Z_{\Sigma_t}) = \mathcal{O}_t(t^{-1/2}),$$

where $Z_{\Sigma_t} \sim \mathcal{N}(0, \Sigma_t)$ is a multivariate normal distributed random variable with mean zero and covariance matrix Σ_t . Additionally, there exists a 2×2 matrix $\Sigma = \lim_{t \rightarrow \infty} \Sigma_t$ such that $d_3(F_t, Z_{\Sigma}) \rightarrow 0$ as $t \rightarrow \infty$, where $Z_{\Sigma} \sim \mathcal{N}(0, \Sigma)$. This implies convergence in distribution of F_t to Z .

The rate of convergence to $\mathcal{N}(0, \Sigma)$ depends on how fast the (co)variances converge to their limiting value. In Section 3.1 we derive the rate of convergence for the model where $W = [0, 1]^d$ and $L = \mathbb{R}^2 \times \{0\}^{d-2}$.

Remark 1.5. *Note that a uni-variate central limit theorem for the stress also follows immediately from [8, Theorem 3], in which case we have*

$$d_3 \left(\frac{\text{stress}(G, G_L) - \mathbb{E}\text{stress}(G, G_L)}{\sqrt{\mathbb{V}\text{stress}(G, G_L)}}, Z \right) = \mathcal{O}(t^{-1/2}),$$

where $Z \sim \mathcal{N}(0, 1)$. According to [14, Theorem 5.2], this convergence also holds for the Wasserstein distance.

2 Convergence of crossings to a Poisson point process

In this section, we prove Theorem 1.1 by applying [6, Theorem 3.1.]. In order to apply this theorem, we need to verify two things: the intensity measure needs to converge to some finite measure and the difference between the expectation and the variance must converge to zero. We first formulate how ξ_t satisfies these conditions and then prove Theorem 1.1. The Lemmas are then proven in 2.1.

Our first result is on the intensity measure of the crossings in L . Compared to the expected crossing number $\mathbf{L}_t(L)$ derived by [4], this lemma features an improvement on the error term, here denoted $g_t(A)$.

Lemma 2.1 (Intensity measure). *There exists $g_t(A)$ such that*

$$\mathbf{L}_t(A) = \frac{1}{8}c_d t^4 \delta_t^{2d+2} \left(\int_A \lambda_{d-2}((v + L^\perp) \cap W)^2 dv + g_t(A) \right)$$

for all Borel-sets $A \subset L$, where $c_d = 8\pi\kappa_{d-2}^2 \mathbf{B}(3, d/2)^2$ with \mathbf{B} the beta function. The term g_t is uniformly bounded for all A :

$$|g_t(A)| \leq c_t = \mathcal{O}_t(\delta_t),$$

where c_t is a constant depending on the intensity t and the choice of W and L .

The following bound follows immediately:

Corollary 2.2 (Total variation distance). *Let*

$$\mathbf{M}(A) = \frac{1}{8}c_d c^2 \int_A \lambda_{d-2}((v + L^\perp) \cap W)^2 dv$$

and $t^2 \delta_t^{d+1} \rightarrow c$ as $t \rightarrow \infty$. Then there exists b_t depending on t such that

$$d_{TV}(\mathbf{L}_t, \mathbf{M}) = \sup_{A \in \mathcal{B}(L)} |\mathbf{L}_t(A) - \mathbf{M}(A)| \leq c_t + b_t = \mathcal{O}_t(\delta_t) + \mathcal{O}_t(c^2 - t^4 \delta_t^{2d+2}).$$

for all Borel sets $A \subset L$.

Lemma 2.3 (Convergence variance to expectation). *Let $t^2 \delta_t^{d+1} \rightarrow c$ as $t \rightarrow \infty$. For $d \geq 3$, we have*

$$\mathbb{V} \xi_t(L) - \mathbb{E} \xi_t(L) = \mathcal{O}(\delta_t)$$

as t tends to infinity.

The proof of Theorem 1.1 now quickly follows:

Proof of Theorem 1.1. From [6, Theorem 3.1.], we know that

$$d_{KR}(\xi_t, \zeta) \leq d_{TV}(\mathbf{L}_t, \mathbf{M}) + 2(\mathbb{E} \xi_t(L)^2 - \mathbb{E} \xi_t(L) - (\mathbb{E} \xi_t(L))^2).$$

Using Corollary 2.2 and Lemma 2.3, we obtain the desired result. \square

2.1 Proofs of the Lemmas

In this section, we prove Lemmas 2.1 and 2.3. Although our intensity measure looks similar to the expected crossing number derived in [4], we use a different approach to derive it for any Borel set. To count all crossings in L , it is sufficient to count any crossing resulting from four vertices in W , which was used by [4] to calculate $\mathbb{E}\xi_t(L)$. Since vertices projected outside of A can have crossing edges inside of A , we need to take the position of the crossing into account too.

Lemma 2.4 (Bounds on the intensity measure). *For the expected crossing number in a Borel set $A \subset L$ it holds that*

$$\begin{aligned} \frac{1}{8}c_d t^4 \delta_t^{2d+2} \int_A \inf_{w \in B_2(v, 4\delta_t)} \lambda_{d-2}((w + L^\perp) \cap W_{-3\delta_t})^2 dv &\leq \mathbf{L}_t(A) \\ &\leq \frac{1}{8}c_d t^4 \delta_t^{2d+2} \int_A \sup_{w \in B_2(v, 4\delta_t)} \lambda_{d-2}((w + L^\perp) \cap W)^2 dv. \end{aligned}$$

Proof. Let $A \subset L$ be a Borel set. Then,

$$\begin{aligned} \mathbf{L}_t(A) &= \int_A \mathbf{L}_t(dx) \\ &= \int_A \left(\mathbb{E} \left[\frac{1}{8} \sum_{(v_1, \dots, v_4) \in V_\neq^4} \mathbf{1}([v_1, v_3]|_L \cap [v_2, v_4]|_L \cap (\cdot) \neq \emptyset) \cdot \mathbf{1}(\|v_1 - v_3\| \leq \delta_t, \|v_2 - v_4\| \leq \delta_t) \right] \right) dx \\ &= \frac{1}{8}t^4 \int_A \left(\int_{W^4} \mathbf{1}([v_1, v_3]|_L \cap [v_2, v_4]|_L \cap (\cdot) \neq \emptyset) \cdot \mathbf{1}(\|v_1 - v_3\| \leq \delta_t, \|v_2 - v_4\| \leq \delta_t) dv_1 \cdots dv_4 \right) dx. \end{aligned}$$

We will now focus on the measure defined by the integral over W^4 , which we will denote

$$\nu(B) = \int_{W^4} \mathbf{1}(\|v_1 - v_3\| \leq \delta_t, \|v_2 - v_4\| \leq \delta_t, [v_1, v_3]|_L \cap [v_2, v_4]|_L \cap B \neq \emptyset) dv_1 \cdots dv_4.$$

for all Borel sets $B \subset L$. Given a point $x \in A$, we derive a lower and an upper bound on the expected number of crossings in a Borel set contained in a sufficiently small ball around x . By definition of a Lebesgue integral, these bounds then lead to the required bounds from our lemma.

For $x \in A$, let $U_x \subset B_2(x, \delta_t)$ be a non-empty Borel subset of L .

Lower bound The position of a vertex on one end of an edge can be described by its position relative to the other vertex, leading to the following lower bound:

$$\nu(U_x) \geq \int_{(W_{-\delta_t})^2} \int_{(\delta_t B_d)^2} \mathbf{1}((v_1 + [0, w_1])|_L \cap (v_2 + [0, w_2])|_L \cap U_x \neq \emptyset) dw_1 dw_2 dv_1 dv_2,$$

where we integrate over $(W_{-\delta_t})^2$ so that the points w_1 and w_2 always lie in W . This

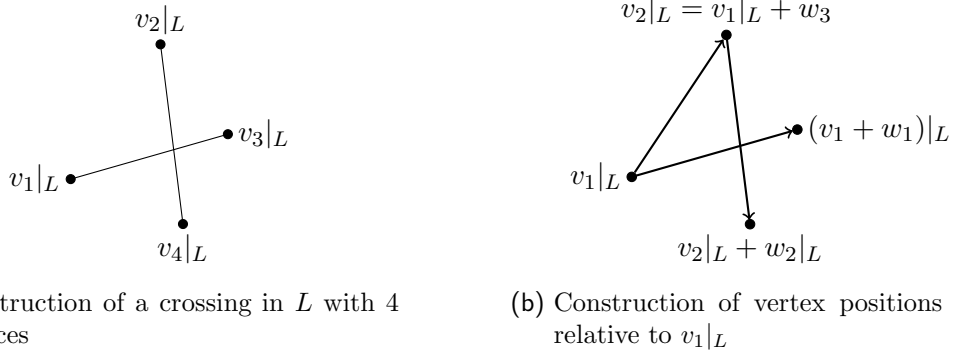
(a) Construction of a crossing in L with 4 vertices(b) Construction of vertex positions in L relative to $v_1|_L$

Fig. 2

situation and another transformation coming up later in the proof are depicted in Figure 2b.

The position of v_1 limits the region where v_2 can be such that the integrand is non-zero. Since $\|v_1 - v_2\| \leq 2\delta_t$ and $\|v_2 - w_2\| \leq \delta_t$, we want v_1 to lie in $W_{-3\delta_t}$. We then obtain

$$\nu(U_x) \geq \int_{W_{-3\delta_t}} \int_{(B_2(v_1|_L, 2\delta_t) \oplus L^\perp) \cap W_{-\delta_t}} \int_{(\delta_t B_d)^2} \mathbb{1}((v_1 + [0, w_1])|_L \cap (v_2 + [0, w_2])|_L \cap U_x \neq \emptyset) dw_1 dw_2 dv_2 dv_1.$$

The distance from the vertices to the plane L is not relevant anymore in this lower bound so we move our attention to the positions of the vertices projected on L , which have a density given by the measure

$$\mu_{-\varepsilon}(B) := \int_B \lambda_{d-2}((x + L^\perp) \cap W_{-\varepsilon}) dx$$

for all Borel sets $B \subset L$. Then,

$$\nu(U_x) \geq \int_{W_L} \int_{B_2(v_1, 2\delta_t)} \int_{(\delta_t B_d)^2} \mathbb{1}((v_1 + [0, w_1])|_L \cap (v_2 + [0, w_2])|_L \cap U_x \neq \emptyset) dw_1 dw_2 \mu_{-\delta_t}(dv_2) \mu_{-3\delta_t}(dv_1),$$

where the points near the boundary do not need to be removed in the domain of the first integral since this is done in $\mu_{-3\delta_t}$.

Let us define for all Borel sets $B \subset L$

$$\mu_-(B) := \left(\inf_{w \in B_2(x, 4\delta_t)} \lambda_{d-2}((w + L^\perp) \cap W_{-3\delta_t}) \right) \lambda_2(B).$$

For all $B \subset B_2(x, 4\delta_t)$, we have

$$\mu_-(B) \leq \mu_{-3\delta_t}(B) \leq \mu_{-\delta_t}(B).$$

Therefore,

$$\nu(U_x) \geq \int_{W_L} \int_{B_2(v_1, 2\delta_t)} \int_{(\delta_t B_d)^2} \mathbb{1}((v_1 + [0, w_1])|_L \cap (v_2 + [0, w_2])|_L \cap U_x \neq \emptyset) dw_1 dw_2 \mu_-(dv_2) \mu_-(dv_1).$$

Describing the position of v_2 relative to v_1 using a vector w_3 , we obtain

$$\nu(U_x) \geq \int_{W_L} \int_{2\delta_t B_2} \int_{(\delta_t B_d)^2} \mathbb{1}((v_1 + [0, w_1])|_L \cap (v_1 + w_3 + [0, w_2])|_L \cap U_x \neq \emptyset) dw_1 dw_2 \mu_-(dw_3) \mu_-(dv_1).$$

Whether or not $(v_1 + [0, w_1])|_L$ and $(v_1 + w_3 + [0, w_2])|_L$ intersect is independent of the position of v_1 . Combining this with an application of Fubini's theorem, we can write

$$\nu(U_x) \geq \int_{2\delta_t B_2} \int_{(\delta_t B_d)^2} \mathbb{1}([0, w_1]|_L \cap (w_3 + [0, w_2])|_L \neq \emptyset) \int_{W_L} \mathbb{1}((v_1 + [0, w_1])|_L \cap (v_1 + w_3 + [0, w_2])|_L \cap U_x \neq \emptyset) \mu_-(dv_1) dw_1 dw_2 \mu_-(dw_3).$$

Whenever $[0, w_1]|_L \cap (w_3 + [0, w_2])|_L \neq \emptyset$, we have

$$\begin{aligned} \int_{W_L} \mathbb{1}((v_1 + [0, w_1])|_L \cap (v_1 + w_3 + [0, w_2])|_L \cap U_x \neq \emptyset) \mu_-(dv_1) &= \mu_-(U_x) \\ &= \left(\inf_{w \in B_2(x, 4\delta_t)} \lambda_{d-2}((w + L^\perp) \cap W_{-3\delta_t}) \right) \lambda_2(U_x). \end{aligned}$$

That is, if the position of the crossing relative to $v_1|_L$ is fixed, then $v_1|_L$ can lie in a set of the same size as U_x .

Plugging this into the expression above, we obtain

$$\begin{aligned} \nu(U_x) &\geq \left(\inf_{w \in B_2(x, 4\delta_t)} \lambda_{d-2}((w + L^\perp) \cap W_{-3\delta_t}) \right) \lambda_2(U_x) \\ &\quad \int_{2\delta_t B_2} \int_{(\delta_t B_d)^2} \mathbb{1}([0, w_1]|_L \cap (w_3 + [0, w_2])|_L \neq \emptyset) dw_1 dw_2 \mu_-(dw_3) \\ &= \delta_t^{2d+2} \left(\inf_{w \in B_2(x, 4\delta_t)} \lambda_{d-2}((w + L^\perp) \cap W_{-3\delta_t}) \right)^2 \lambda_2(U_x) \\ &\quad \int_{2B_2} \int_{(B_d)^2} \mathbb{1}([0, w_1]|_L \cap (w_3 + [0, w_2])|_L \neq \emptyset) dw_1 dw_2 dw_3 \\ &= \delta_t^{2d+2} c_d \left(\inf_{w \in B_2(x, 4\delta_t)} \lambda_{d-2}((w + L^\perp) \cap W_{-3\delta_t}) \right) \lambda_2(U_x), \end{aligned}$$

where the calculation of

$$c_d := \int_{2B_2} \int_{(B_d)^2} \mathbb{1}([0, w_1]|_L \cap [w_3, w_3 + w_2]|_L \neq \emptyset) dw_1 dw_2 dw_3 = 8\pi\kappa_{d-2}^2 \mathbf{B}\left(3, \frac{d}{2}\right)^2$$

is done in [5].

Upper bound The proof of the upper bound is similar to the one of the lower bound, but for a supremum instead of an infimum. Boundary effects can be ignored since counting more edges is allowed for the upper bound. Then,

$$\nu(U_x) \leq \int_{W^2} \int_{(\delta_t B_d)^2} \mathbf{1}((v_1 + [0, w_1])|_L \cap (v_2 + [0, w_2])|_L \cap U_x \neq \emptyset) dw_1 dw_2 dv_1 dv_2$$

Defining the position of v_2 relative to v_1 , we obtain

$$\begin{aligned} \nu(U_x) \leq \int_W \int_{(B_2(v_1|_L, 2\delta_t) \oplus L^\perp) \cap W} \int_{(\delta_t B_d)^2} \\ \mathbf{1}((v_1 + [0, w_1])|_L \cap (v_2 + [0, w_2])|_L \cap U_x \neq \emptyset) dw_1 dw_2 dv_2 dv_1. \end{aligned}$$

Defining for all Borel sets $B \subset L$ the measure

$$\mu(B) := \int_B \lambda_{d-2}((x + L^\perp) \cap W) dx,$$

we can transform our integrals to ones over the plane L :

$$\begin{aligned} \nu(U_x) \leq \int_{W_L} \int_{B_2(v_1, 2\delta_t)} \int_{(\delta_t B_d)^2} \\ \mathbf{1}((v_1 + [0, w_1])|_L \cap (v_2 + [0, w_2])|_L \cap U_x \neq \emptyset) dw_1 dw_2 \mu(dv_2) \mu(dv_1). \end{aligned}$$

Let

$$\mu_+(B) := \left(\sup_{w \in B_2(x, 4\delta_t)} \lambda_{d-2}((w + L^\perp) \cap W) \right) \lambda_2(B).$$

Then for all $B \subset B_2(x, 4\delta_t)$ we have

$$\mu_+(B) \geq \mu(B)$$

and therefore

$$\begin{aligned} \nu(U_x) &\leq \int_{W_L} \int_{B_2(v_1, 2\delta_t)} \int_{(\delta_t B_d)^2} \\ &\quad \mathbf{1}((v_1 + [0, w_1])|_L \cap (v_2 + [0, w_2])|_L \cap U_x \neq \emptyset) dw_1 dw_2 \mu_+(dv_2) \mu_+(dv_1) \\ &= \int_{2\delta_t B_2} \int_{(\delta_t B_d)^2} \mathbf{1}([0, w_1]|_L \cap (w_3 + [0, w_2])|_L \neq \emptyset) \\ &\quad \int_{W_L} \mathbf{1}((v_1 + [0, w_1])|_L \cap (v_1 + w_3 + [0, w_2])|_L \cap U_x \neq \emptyset) \mu_+(dv_1) dw_1 dw_2 \mu_+(dw_3). \end{aligned}$$

Whenever $[0, w_1]|_L \cap (w_3 + [0, w_2])|_L \neq \emptyset$, we have

$$\begin{aligned} \int_{W_L} \mathbf{1}((v_1 + [0, w_1])|_L \cap (v_1 + w_3 + [0, w_2])|_L \cap U_x \neq \emptyset) \mu_+(dv_1) \mu_+(U_x) \\ = \left(\sup_{w \in B_2(x, 4\delta_t)} \lambda_{d-2}((w + L^\perp) \cap W) \right) \lambda_2(U_x). \end{aligned}$$

Plugging this into the expression above, we obtain

$$\nu(U_x) \leq \delta_t^{2d+2} c_d \left(\sup_{w \in B_2(x, 4\delta_t)} \lambda_{d-2}((w + L^\perp) \cap W_{-3\delta_t}) \right) \lambda_2(U_x),$$

from which the result follows. \square

Note that the bounds on $\mathbf{L}_t(A)$ are not optimal, but they are sufficient for our proofs.

Our next step is to consider the size of the interval in which $\mathbf{L}_t(A)$ lies, which is uniformly bounded for all Borel sets A .

Lemma 2.5 (Uniform error bound). *Let*

$$f_t(A) := \int_A \sup_{w \in B_2(v, 4\delta_t)} \lambda_{d-2}((w + L^\perp) \cap W)^2 - \inf_{w \in B_2(v, 4\delta_t)} \lambda_{d-2}((w + L^\perp) \cap W_{-3\delta_t})^2 dv.$$

Then,

$$0 \leq f_t(A) \leq f_t(W_L) = \mathcal{O}(\delta_t)$$

for all Borel sets $A \subset W_L$ as δ_t tends to zero.

Proof. The integrand is non-negative for all points $v \in W_L$. Since $A \subset W_L$, it follows that $f_t(A) \leq f_t(W_L)$.

To show the order of the upper bound, we start by bounding $\lambda_{d-2}((w + L^\perp) \cap W_{-3\delta_t})^2$ to get rid of the $-3\delta_t$. Note that

$$\begin{aligned} \lambda_{d-2}((w + L^\perp) \cap W_{-3\delta_t})^2 &= \left(\lambda_{d-2}((w + L^\perp) \cap W) - \lambda_{d-2}((w + L^\perp) \cap (W \setminus W_{-3\delta_t})) \right)^2 \\ &\geq \lambda_{d-2}((w + L^\perp) \cap W)^2 \\ &\quad - 2\lambda_{d-2}((w + L^\perp) \cap W) \cdot \lambda_{d-2}((w + L^\perp) \cap (W \setminus W_{-3\delta_t})) \end{aligned}$$

For a set A , let ∂A denote its boundary. Then,

$$\lambda_{d-2}((w + L^\perp) \cap (W \setminus W_{-3\delta_t})) \leq 3\delta_t \sup_{v \in W_L} \lambda_{d-3}(\partial((v + L^\perp) \cap W)).$$

Defining the constant

$$b := 6 \left(\sup_{v \in W_L} \lambda_{d-3}(\partial((v + L^\perp) \cap W)) \right) \left(\sup_{v \in W_L} \lambda_{d-2}((w + L^\perp) \cap W) \right),$$

we see that

$$\lambda_{d-2}((w + L^\perp) \cap W_{-3\delta_t})^2 \geq \lambda_{d-2}((w + L^\perp) \cap W)^2 - b\delta_t$$

for all $w \in W_L$.

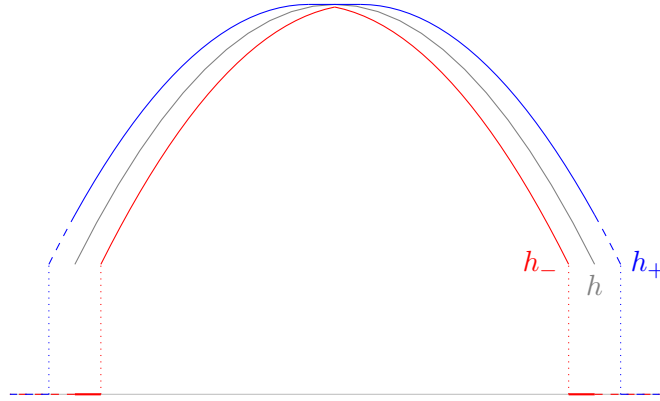


Fig. 3: Two-dimensional representation of a function $h(v)$ (gray), the infimum $h_-(v)$ (red), and the supremum $h_+(v)$ (blue). Solid lines indicate the domain W_L and dashed lines the domain $L \setminus W_L$.

For $v \in L$, let

$$\begin{aligned} h(v) &:= \lambda_{d-2}((w + L^\perp) \cap W)^2 \\ h_+(v) &:= \sup_{w \in B_2(v, 4\delta_t)} \lambda_{d-2}((w + L^\perp) \cap W)^2 \\ h_-(v) &:= \inf_{w \in B_2(v, 4\delta_t)} \lambda_{d-2}((w + L^\perp) \cap W)^2 \end{aligned}$$

Note that h is a concave function by Brunn's theorem. Then,

$$\begin{aligned} f_t(W_L) &\leq \int_{W_L} h_+(v) - h_-(v) + b\delta_t \, dv \\ &\leq b\delta_t \lambda_2(W_L) + \int_{W_L} h_+(v) - h_-(v) \, dv \\ &\leq b\delta_t \lambda_2(W_L) + \int_L h_+(v) - h_-(v) \, dv \end{aligned}$$

A sketch of a two-dimensional version of the situation in the last integral is given in Figure 3. We are looking for the difference between the volumes under h_+ and h_- . The distance between these two curves is at most $8\delta_t$. For δ_t small enough, it follows that

$$\int_L h_+(v) - h_-(v) \, dv \leq 8s\delta_t,$$

where s is some upper bound for the surface area of h_+ independent of t . Then,

$$f_t(W_L) \leq b\delta_t \lambda_2(W_L) + 8s\delta_t,$$

so indeed $f_t(W_L) = \mathcal{O}_t(\delta_t)$.

□

We are now ready to prove Lemma 2.1.

Proof of Lemma 2.1. Note that

$$\begin{aligned} \inf_{w \in B_2(v, 4\delta_t)} \lambda_{d-2}((w + L^\perp) \cap W_{-3\delta_t})^2 &\leq \lambda_{d-2}((w + L^\perp) \cap W)^2 \\ &\leq \sup_{w \in B_2(v, 4\delta_t)} \lambda_{d-2}((w + L^\perp) \cap W)^2 \end{aligned}$$

for all $v \in L$. Combining this with Lemmas 2.4 and 2.5, the following inequalities follow:

$$\begin{aligned} \frac{1}{8} c_d t^4 \delta_t^{2d+2} \left(\int_A \lambda_{d-2}((w + L^\perp) \cap W)^2 dv - f_t(W_L) \right) &\leq \mathbf{L}_t(A) \\ &\leq \frac{1}{8} c_d t^4 \delta_t^{2d+2} \left(\int_A \lambda_{d-2}((w + L^\perp) \cap W)^2 dv + f_t(W_L) \right) \end{aligned}$$

for all Borel sets $A \subset L$. We can therefore define g_t to be the function such that

$$\mathbf{L}_t(A) = \frac{1}{8} c_d t^4 \delta_t^{2d+2} \left(\int_A \lambda_{d-2}((w + L^\perp) \cap W)^2 dv + g_t(A) \right)$$

and

$$|g_t(A)| \leq f_t(W_L) = \mathcal{O}_t(\delta_t).$$

Defining $c_t := f_t(W_L)$, the result follows. \square

Lastly, we prove that the difference between the variance and the expectation converges to zero as t tends to infinity.

Proof of Lemma 2.3. For this proof, we can mostly repeat the arguments of [5, Theorem 13], which we will shorten here. Writing

$$f(v_1, \dots, v_4) = \mathbf{1}([v_1, v_3]_L \cap [v_2, v_4]_L \neq \emptyset) \mathbf{1}(\|v_1 - v_3\| \leq \delta_t, \|v_2 - v_4\| \leq \delta_t),$$

the variance of the crossing number is given by

$$\mathbb{V} \xi_t(L) = \frac{1}{64} \mathbb{E} \sum_{\substack{(v_1, \dots, v_4) \in V_\neq^4 \\ (w_1, \dots, w_4) \in V_\neq^4 \\ |\{v_1, \dots, v_4\} \cap \{w_1, \dots, w_4\}| \geq 1}} f(v_1, \dots, v_4) f(w_1, \dots, w_4).$$

The sum over all quadruples such that $\{v_1, \dots, v_4\} = \{w_1, \dots, w_4\}$ yields the expected crossing number. The other terms are also calculated by [5] and by the last line of their proof, we have

$$\mathbb{V} \xi_t(L) = \mathcal{O}_t(t^7 \delta_t^{4d+4}) + \mathcal{O}_t(t^6 \delta_t^{3d+4}) + \mathcal{O}_t(t^6 \delta_t^{4d+2}) + \mathcal{O}_t(t^5 \delta_t^{3d+2}) + \mathbb{E} \xi_t(L).$$

Applying the convergence of $t^2\delta_t^{d+1}$, we can write

$$\mathbb{V}\xi_t(L) = \mathcal{O}_t(t^{-1}) + \mathcal{O}_t(\delta_t) + \mathcal{O}_t(t^2\delta_t^{2d}) + \mathcal{O}_t(t\delta_t^d) + \mathbb{E}\xi_t(L).$$

The big-O terms all go to zero as t tends to infinity, but some terms converge quicker than others. From

$$\begin{aligned} t\delta_t^d &\rightarrow 0 \quad \text{and} \\ t^2\delta_t^{d+1} &\rightarrow c > 0 \end{aligned}$$

we derive that for t large enough

$$\begin{aligned} t^2\delta_t^{2d} &< t\delta_t^d \\ t^{-1} &< \delta_t. \end{aligned}$$

The order of convergence is therefore $t\delta_t^d$ or δ_t . Consider the fraction $t\delta_t^d/\delta_t = t\delta_t^{d-1}$. We have

$$t\delta_t^{d-1} \cdot t\delta_t^2 \rightarrow c.$$

When $d = 3$, this implies $t\delta_t^{d-1} \rightarrow \sqrt{c}$, so there exists a constant $\alpha > 0$ such that $t\delta_t^d < \alpha\delta_t$ for t large enough. For $d \geq 4$, the convergence of δ_t to zero implies $t\delta_t^{d-1} < t\delta_t^2$ for δ_t small enough. Thus, $t\delta_t^{d-1} \rightarrow 0$ as t tends to infinity and $t\delta_t^d < \delta_t$ for large enough t . Hence, $\mathbb{V}\xi_t(L) - \mathbb{E}\xi_t(L) = \mathcal{O}_t(\delta_t)$ for all $d \geq 3$. \square

3 Multivariate central limit theorem

We will start by scaling the crossing number and stress for finite variance. From [4], we know that

$$\begin{aligned} \frac{\mathbb{V}\xi_t(L)}{t^7\delta_t^{4d+4}} &\xrightarrow{t \rightarrow \infty} c_1 \\ \frac{\mathbb{V}(\text{stress}(G, G_L))}{t^3} &\xrightarrow{t \rightarrow \infty} c_2 \\ \frac{\text{Cov}(\xi_t(L), \text{stress}(G, G_L))}{t^5\delta_t^{2d+2}} &\xrightarrow{t \rightarrow \infty} c_3 \end{aligned}$$

for three known finite positive constants c_1 , c_2 and c_3 depending on the window W . Note that

$$t^5\delta_t^{2d+2} = \sqrt{t^7\delta_t^{4d+4}} \cdot \sqrt{t^3}.$$

We can scale the crossing number and the stress as follows:

$$\begin{aligned} F_t^{(1)} &= \frac{\xi_t(L) - \mathbb{E}\xi_t(L)}{t^{7/2}\delta_t^{2d+2}} \\ F_t^{(2)} &= \frac{\text{stress}(G, G_L) - \mathbb{E}\text{stress}(G, G_L)}{t^{3/2}}. \end{aligned}$$

The limiting covariance matrix of these two quantities as t tends to infinity is

$$\lim_{t \rightarrow \infty} \text{Cov}(F_t^{(1)}, F_t^{(2)}) = \begin{pmatrix} c_1 & c_3 \\ c_3 & c_2 \end{pmatrix}.$$

We prove the multivariate central limit theorem using [16, Theorem 1.1], which makes use of the first and second order difference operators. For a Poisson functional $F = f(\eta)$, where η is a Poisson point process, these operators are defined as

$$\begin{aligned} D_x F &= f(\eta + \delta_x) - f(\eta), \\ D_{x,y}^2 F &= f(\eta + \delta_x + \delta_y) - f(\eta + \delta_y) - f(\eta + \delta_x) + f(\eta). \end{aligned}$$

For the proof of the central limit theorem, we need to find sufficiently sharp upper bounds for the following expressions:

$$\begin{aligned} \gamma_1 &:= t^{3/2} \left(\sum_{i,j=1}^2 \int_{W^3} \left(\mathbb{E}(D_{x_1,x_3}^2 F_t^{(i)})^2 (D_{x_2,x_3}^2 F_t^{(i)})^2 \right)^{1/2} \right. \\ &\quad \left. \times \left(\mathbb{E}(D_{x_1} F_t^{(j)})^2 (D_{x_2} F_t^{(j)})^2 \right)^{1/2} dx_1 dx_2 dx_3 \right)^{1/2}, \\ \gamma_2 &:= t^{3/2} \left(\sum_{i,j=1}^2 \int_{W^3} \left(\mathbb{E}(D_{x_1,x_3}^2 F_t^{(i)})^2 (D_{x_2,x_3}^2 F_t^{(i)})^2 \right)^{1/2} \right. \\ &\quad \left. \times \left(\mathbb{E}(D_{x_1,x_3}^2 F_t^{(j)})^2 (D_{x_2,x_3}^2 F_t^{(j)})^2 \right)^{1/2} dx_1 dx_2 dx_3 \right)^{1/2}, \\ \gamma_3 &:= t \sum_{i=1}^2 \int_W \mathbb{E} |D_x F_t^{(i)}|^3 dx. \end{aligned}$$

We first calculate upper bounds for these expectations of the difference operators. For the stress functional $F_t^{(2)}$ we can derive sufficient upper bounds by only considering the maximal stress.

Lemma 3.1 (Bounds for stress). *There exist constants k_1 , k_2 and k_3 such that*

$$\sup_{x_1, x_2 \in W} \mathbb{E}(D_{x_1} F_t^{(2)})^2 (D_{x_2} F_t^{(2)})^2 \leq k_1 t^{-2}, \quad (2)$$

$$\sup_{x \in W} \mathbb{E} |D_x F_t^{(2)}|^3 \leq k_2 t^{-3/2}, \quad (3)$$

$$\sup_{x_1, x_2, x_3 \in W} \mathbb{E}(D_{x_1, x_3}^2 F_t^{(2)})^2 (D_{x_2, x_3}^2 F_t^{(2)})^2 \leq k_3 t^{-6}, \quad (4)$$

for t large enough.

Proof. For any $x \in W$, the first-order difference operator yields

$$0 \leq D_x F_t^{(2)} = \sum_{v \in V} \frac{S(x, v)}{t^{3/2}} \leq |V| \frac{s}{t^{3/2}},$$

where s is the upper bound for $S(x, v)$. For a random variable $X \sim \text{Poi}(t)$ we have $\mathbb{E}X^n = \mathcal{O}(t^n)$ as t goes to infinity. The bounds (2) and (3) follow.

The second-order difference operator only depends on the two points x_1 and x_2 added to the point process, so

$$D_{x_1, x_2}^2 F_t^{(2)} = \frac{S(x_1, x_2)}{t^{3/2}} \leq \frac{s}{t^{3/2}},$$

which results in the bound (4). \square

The first-order difference operators for the number of crossings are of the same order as those of the stress:

Lemma 3.2 (Bounds for number of crossings). *There exist constants k_4 , k_5 and k_6 such that*

$$\sup_{x_1, x_2 \in W} \mathbb{E}(D_{x_1} F_t^{(1)})^2 (D_{x_2} F_t^{(1)})^2 \leq k_4 t^{-2}, \quad (5)$$

$$\sup_{x \in W} \mathbb{E}|D_x F_t^{(1)}|^3 \leq k_5 t^{-3/2}. \quad (6)$$

Proof. The first-order difference operator for the crossing number can be bounded from above as follows:

$$\begin{aligned} D_x F_t^{(1)} &= \frac{1}{2} t^{-7/2} \delta_t^{-2d-2} \sum_{v_1, v_2, v_3 \in V_{\neq}^3} \mathbf{1}(\|x - v_1\| \leq \delta_t, \|v_2 - v_3\| \leq \delta_t) \\ &\quad \cdot \mathbf{1}([x, v_1]_L \cap [v_2, v_3]_L \neq \emptyset) \\ &\leq \frac{1}{2} t^{-7/2} \delta_t^{-2d-2} \sum_{v_1, v_2, v_3 \in V_{\neq}^3} \mathbf{1}(\|x - v_1\| \leq \delta_t, \|v_2 - v_3\| \leq \delta_t) \\ &\quad \cdot \mathbf{1}(\|x|_L - v_2|_L\| \leq 2\delta_t) \end{aligned}$$

We have

$$\mathbb{E}|D_x F_t^{(1)}|^3 \leq \frac{1}{8} t^{-21/2} \delta_t^{-6d-6} \mathbb{E} \sum_{\substack{v_1, w_1, y_1 \in V_{\neq}^3 \\ v_2, w_2, y_2 \in V_{\neq}^3 \\ v_3, w_3, y_3 \in V_{\neq}^3}} \prod_{i=1}^3 \mathbf{1}(\|x - v_i\| \leq \delta_t, \|w_i - y_i\| \leq \delta_t) \cdot \mathbf{1}(\|x|_L - w_i|_L\| \leq 2\delta_t).$$

For a sum over distinct vertices in a Poisson point process, we can apply the Slivnyak-Mecke formula. Since the nine vertices in this sum are not necessarily distinct, we have to distinguish between different cases: all vertices are distinct, eight vertices are distinct and two equal, etc. An application of the Slivnyak-Mecke formula for the expectation of the sum where all points are distinct yields

$$\prod_{i=1}^3 \left(t^3 \int_{W^3} \mathbf{1}(\|x - v_i\| \leq \delta_t, \|w_i - y_i\| \leq \delta_t) \cdot \mathbf{1}(\|x|_L - w_i|_L\| \leq 2\delta_t) dv_i dw_i dy_i \right).$$

The integral over points v_i such that $\|x - v_i\| \leq \delta_t$ is of order δ_t^d . The same is true for the integral over y_i . The point w_i must lie in a volume of order δ_t^2 . Each integral is therefore of order $\mathcal{O}(\delta_t^{2d+2})$.

Together with the prefactor the entire term is of order $\mathcal{O}(t^{-21/2}\delta_t^{-6d-6}t^9\delta_t^{6d+6}) = \mathcal{O}(t^{-3/2})$.

If the triples of points have some overlap, we sum over at most eight distinct points. An example of such a term is

$$\mathbb{E} \sum_{\substack{v_1, w_1, y_1, v_2, y_2, v_3, w_3, y_3 \in V \\ w_1 = w_2}} \prod_{i=1}^3 \mathbf{1}(\|x - v_i\| \leq \delta_t, \|w_i - y_i\| \leq \delta_t) \cdot \mathbf{1}(\|x|_L - w_i|_L\| \leq 2\delta_t).$$

After applying the Slivnyak-Mecke formula, it becomes clear that summing over tuples of fewer than nine vertices never increases the order of this expectation, because we restrict the position of the other vertices not included in the tuple. These other terms are therefore also at most $\mathcal{O}_t(t^{-3/2})$. We can conclude that

$$\mathbb{E}|D_x F_t^{(1)}|^3 = \mathcal{O}_t(t^{-3/2}).$$

Similar calculations with tuples of twelve points also show that

$$\sup_{x_1, x_2 \in W} \mathbb{E}(D_{x_1} F_t^{(1)})^2 (D_{x_2} F_t^{(1)})^2 = \sup_{x \in W} \mathbb{E}(D_x F_t^{(1)})^4 = \mathcal{O}_t(t^{-2})$$

which is what we needed to show for (5). \square

Lemma 3.3. *The parameters γ_1 , γ_2 and γ_3 are of the following order:*

$$\gamma_1 = \mathcal{O}(t^{-1/2}), \quad \gamma_2 = \mathcal{O}(t^{-1/2}), \quad \text{and} \quad \gamma_3 = \mathcal{O}(t^{-1/2})$$

as $t \rightarrow \infty$.

Proof. The order of γ_3 follows immediately from Lemma 3.1 and 3.2. For γ_1 , we obtain

$$\begin{aligned} \gamma_1 &\leq (\sup\{k_1, k_4\})^{1/4} t \left(\sum_{i,j=1}^2 \int_{W^3} \left(\mathbb{E}(D_{x_1, x_3}^2 F_t^{(i)})^2 (D_{x_2, x_3}^2 F_t^{(i)})^2 \right)^{1/2} \lambda_d^3(d(x_1, x_2, x_3)) \right)^{1/2} \\ &\leq (\sup\{k_1, k_4\})^{1/4} t \left(k_3^{1/2} t^{-3} + \int_{W^3} \left(\mathbb{E}(D_{x_1, x_3}^2 F_t^{(1)})^2 (D_{x_2, x_3}^2 F_t^{(1)})^2 \right)^{1/2} \lambda_d^3(d(x_1, x_2, x_3)) \right)^{1/2} \end{aligned}$$

by (4) and $\lambda_d(W) = 1$. Note that $D_{x_1, x_3}^2 F_t^{(1)}$ counts the number of crossings with both vertices x_1 and x_3 involved which either means that x_1 and x_3 form a new edge and

intersect an existing one or that x_1 and x_3 are endpoints of distinct edges which cross in their projection:

$$\begin{aligned} D_{x_1, x_3}^2 F_t^{(1)} &= \\ & \frac{1}{2t^{7/2} \delta_t^{2d+2}} \sum_{y_1, y_3 \in V_{\neq}^2} \mathbf{1}(\|x_1 - x_3\| \leq \delta_t, \|y_1 - y_3\| \leq \delta_t) \mathbf{1}([x_1, x_3]_L \cap [y_1, y_3]_L \neq \emptyset) \\ & \quad + \mathbf{1}(\|x_1 - y_1\| \leq \delta_t, \|x_3 - y_3\| \leq \delta_t) \mathbf{1}([x_1, y_1]_L \cap [x_3, y_3]_L \neq \emptyset). \\ & \leq \frac{1}{2t^{7/2} \delta_t^{2d+2}} \sum_{y_1, y_3 \in V_{\neq}^2} \mathbf{1}(\|x_1 - x_3\| \leq \delta_t, \|y_1 - y_3\| \leq \delta_t) \mathbf{1}(\|x_1|_L - y_1|_L\| \leq 2\delta_t) \\ & \quad + \mathbf{1}(\|x_1 - y_1\| \leq \delta_t, \|x_3 - y_3\| \leq \delta_t) \mathbf{1}(\|x_1|_L - x_3|_L\| \leq 2\delta_t). \end{aligned}$$

Multiplying four such expressions leads to a sum of products of indicator functions in a way similar to the proof of (6), where this time the sum is over four pairs of points from V . These pairs of points may have overlap, and the products of indicators can consist of combinations of the two different products we see in the equation above. Calculating γ_1 therefore requires many applications of the Slivnyak-Mecke formula to all various cases. However, one would again quickly see that the highest order terms are the ones where the eight-tuples over which we sum consist of distinct vertices.

Since we are only interested in the order of γ_1 , we should note that $\mathcal{O}_t(t\delta_t^d)$ points x_3 are expected to lie within a distance of x_1 . Since $t\delta_t^d \rightarrow c$ as $t \rightarrow \infty$, these indicator functions practically do not contribute to the order of γ_1 . The significant contributions come from the terms $\mathbf{1}(\|x_1|_L - y_1|_L\| \leq 2\delta_t)$ and $\mathbf{1}(\|x_1|_L - x_3|_L\| \leq 2\delta_t)$, which are expected to be of order $t\delta_t^2$ and δ_t^2 respectively. We then obtain

$$\int_{W^3} \left(\mathbb{E}(D_{x_1, x_3}^2 F_t^{(1)})^2 (D_{x_2, x_3}^2 F_t^{(1)})^2 \right)^{1/2} \lambda_d^3(d(x_1, x_2, x_3)) = \mathcal{O}_t(t^{-3}).$$

It follows that $\gamma_1 = \mathcal{O}_t(t^{-1/2})$.

The order of γ_2 is derived similarly. The largest term, which determines the order, comes from the number of crossings:

$$\left(\int_{W^3} \mathbb{E}(D_{x_1, x_3}^2 F_t^{(1)})^2 (D_{x_2, x_3}^2 F_t^{(1)})^2 \lambda_d^3(d(x_1, x_2, x_3)) \right)^{1/2} = \mathcal{O}_t(t^{-2}).$$

Hence $\gamma_2 = \mathcal{O}_t(t^{-1/2})$ □

The obtained parameters γ_1 , γ_2 and γ_3 can now be combined with [16, Theorem 1.1] to prove the following proposition and Theorem 1.4.

Proposition 3.4. *Let $\Sigma = (\sigma_{ij})_{i, j \in \{1, 2\}}$ be defined as in Theorem 1.4, then*

$$d_3(F_t, \mathcal{N}(0, \Sigma)) \leq \sum_{i, j=1}^2 |\sigma_{ij} - \text{Cov}(F_t^{(i)}, F_t^{(j)})| + \mathcal{O}_t(t^{-1/2}).$$

Proof. From the way we scaled F_t , we know that its limiting covariance matrix Σ exists and has non-zero entries. Moreover,

$$2\gamma_1 + \gamma_2 + \gamma_3 = \mathcal{O}_t(t^{-1/2}).$$

We can therefore apply [16, Theorem 1.1] to obtain our result. \square

Proof of Theorem 1.4. Similarly to the proof of Proposition 3.4, we have

$$d_3(F_t, \mathcal{N}(0, \Sigma_t)) \leq \sum_{i,j=1}^2 |\mathbb{Cov}(F_t^{(i)}, F_t^{(j)}) - \mathbb{Cov}(F_t^{(i)}, F_t^{(j)})| + \mathcal{O}_t(t^{-1/2}) = \mathcal{O}_t(t^{-1/2}).$$

The convergence in distribution of F_t to $\mathcal{N}(0, \Sigma)$ follows from Proposition 3.4. Since $\mathbb{Cov}(F_t^{(i)}, F_t^{(j)}) \rightarrow \sigma_{ij}$ for $i, j \in \{1, 2\}$, we know that the upper bound on $d_3(F_t, \mathcal{N}(0, \Sigma))$ goes to zero, and we obtain the desired result. \square

3.1 Rate of convergence for $W = [0, 1]^d$

To determine how fast F_t converges to the normal distribution, we need a rate of convergence of the variance and the covariance of the crossing number and the stress. For some choices of W , these rates can be derived by making some adjustments to the derivations of the variance and covariance in [5]. The easiest choice of W is the d -dimensional cube because of its constant height with respect to $\mathbb{R}^2 \times \{0\}^{d-2}$.

Proposition 3.5. *Let $W = [0, 1]^d$ and $L = \mathbb{R}^2 \times \{0\}^{d-2}$. Define δ_t such that $t\delta_t^d = c$ for all $t > 0$ and let Σ be defined as in Theorem 1.4. Then*

$$d_3(F_t, \mathcal{N}(0, \Sigma)) = \mathcal{O}(\delta_t)$$

as t goes to infinity.

The improved approximations of the variance and covariance needed for the derivation of this result are given in the following two lemmas:

Lemma 3.6. *Consider the model described in Proposition 3.5. We have for the variance of the crossing number that*

$$\mathbb{V} \xi_t(L) = \frac{1}{8} c^4 t^3 \delta_t^4 (2c_d^2 + c_d' c^{-1}) (1 + \mathcal{O}_t(\delta_t)), \quad (7)$$

where $c_d' = \pi \kappa_{d-2}^3 \mathbf{B}(3, d/2)^2 \mathbf{B}(4, d/2)$ and c_d is defined as in Lemma 2.1.

Lemma 3.7. *Consider the model described in Proposition 3.5. We have for the covariance between the crossing number and the stress that*

$$\mathbb{Cov}(\xi_t(W_L), \text{stress}(G, G_L)) = \frac{1}{2} c_d t^3 \delta_t^2 \int_W S_{W,L}^{(1)}(v) dv (1 + \mathcal{O}_t(\delta_t)), \quad (8)$$

where

$$S_{W,L}^{(1)}(v) := \int_{W-v} w(0, v_2) (d_0(0, v_2) - d_1(0, v_2))^2 dv_2.$$

We first prove Proposition 3.5, after which we will prove the lemmas too.

Proof of Proposition 3.5. From (7), we can calculate

$$\mathbb{V} F_t^{(1)} = \frac{\mathbb{V} \xi_t(W_L)}{t^7 \delta_t^{4d+4}} = \frac{1}{8} (2c_d^2 + c_d' c^{-1}) + \mathcal{O}_t(\delta_t)$$

The variance of $F_t^{(2)}$ follows from [4, Theorem 6]:

$$\mathbb{V} F_t^{(2)} = \frac{\mathbb{V} \text{stress}(G, G_L)}{t^3} = \int_W S_{W,L}^{(1)}(v)^2 dv + \mathcal{O}_t(t^{-1}).$$

The rate of convergence for the covariance $\mathbb{C}ov(F_t^{(1)}, F_t^{(2)})$ is given by

$$\mathbb{C}ov(F_t^{(1)}, F_t^{(2)}) = \frac{\mathbb{C}ov(\xi_t(W_L), \text{stress}(G, G_L))}{t^5 \delta_t^{2d+2}} = \frac{1}{2} c_d \int_W S_{W,L}^{(1)}(v) dv + \mathcal{O}_t(\delta_t)$$

It follows from Proposition 3.4 that

$$d_3(F_t, \mathcal{N}(0, \Sigma)) \leq \mathcal{O}(\delta_t) + \mathcal{O}(t^{-1}) + \mathcal{O}(t^{-1/2}) = \mathcal{O}(\delta_t)$$

as t tends to infinity. \square

The proofs of Lemma 3.6 and Lemma 3.7 mostly follow the same steps as in the derivations of these quantities in [5]. We first summarize the bounds they derived before using them in our proofs, sticking to the notation from [5] as much as possible.

Bounds from [5] For a convex body K and a 2-dimensional plane in \mathbb{R}^d , the following integral is defined in [5, Lemma 8]:

$$J_L^{(1)}(K) := \int_{(\delta_t B_d) \times K \times (\delta_t B_d)} \mathbb{1}([0, x]_L \cap (y + [0, z])_L \neq \emptyset) dz dy dx.$$

Defining c_d as in Lemma 2.1, the proof of [5, Lemma 8] contains the following inequalities:

$$\begin{aligned} c_d \delta_t^{2d+2} \mathbb{1}(2\delta_t B_2 \subset K|_L) \min_{u \in \delta_t B_d} \lambda_{d-2}((u + L^\perp) \cap K) &\leq J_L^{(1)}(K) \\ &\leq c_d \delta_t^{2d+2} \max_{u \in \delta_t B_d} \lambda_{d-2}((u + L^\perp) \cap K). \end{aligned}$$

The following integral is also defined in [5] for points $v \in W$:

$$I_{W,L}^{(1)}(v) := \int_{W_3} \mathbb{1}([v, v_2]_L \cap [v_3, v_4]_L \neq \emptyset, \|v - v_2\| \leq \delta_t, \|v_3 - v_4\| \leq \delta_t) dv_2 dv_3 dv_4.$$

By the proof of [5, Proposition 9]

$$J_L^{(1)}(W_{-\delta_t} - v) \leq I_{W,L}^{(1)}(v) \leq J_L^{(1)}(W - v).$$

The following integral is an analogue of $J_L^{(1)}(K)$ needed to calculate the variance of the crossing number:

$$J_L^{(2)}(K) := \int_{(\delta_t B_d) \times K^2 \times (\delta_t B_d)^2} \mathbf{1}([0, x]|_L \cap (y_1 + [0, z_1])|_L \neq \emptyset) \\ \cdot \mathbf{1}([0, x]|_L \cap (y_2 + [0, z_2])|_L \neq \emptyset) dz_1 dz_2 dy_1 dy_2 dx$$

Defining $c'_d = \pi \kappa_{d-2}^3 \mathbf{B}(3, d/2)^2 \mathbf{B}(4, d/2)$, it is derived in the proof of [5, Lemma 10] that

$$c'_d \delta_t^{3d+4} \mathbf{1}(2\delta_t B_2 \subset K|_L) \left(\min_{u \in \delta_t B_d} \lambda_{d-2}((u + L^\perp) \cap K) \right)^2 \leq J_L^{(2)}(K) \\ \leq c'_d \delta_t^{3d+4} \left(\max_{u \in \delta_t B_d} \lambda_{d-2}((u + L^\perp) \cap K) \right)^2.$$

Letting $v \in W$ again, the following integral is defined in [5, Proposition 11]:

$$I_{W,L}^{(2)}(v) = \int_{W_5} \mathbf{1}([v, v_2]|_L \cap [v_3, v_4]|_L \neq \emptyset, \|v - v_2\| \leq \delta_t, \|v_3 - v_4\| \leq \delta_t) \\ \cdot \mathbf{1}([v, v_2]|_L \cap [w_3, w_4]|_L \neq \emptyset, \|w_3 - w_4\| \leq \delta_t) dv_2 dv_3 dv_4 dw_3 dw_4.$$

In the proof of the same proposition, it is derived that

$$J_L^{(2)}(W_{-\delta_t} - v) \leq I_{W,L}^{(2)}(v) \leq J_L^{(2)}(W - v).$$

Proofs of the lemmas

Proof of Lemma 3.6. We closely follow the proof of [5, Theorem 13]. By this proof, the variance is given by

$$\mathbb{V} \xi_t(L) = \frac{1}{4} t^7 \int_W I_{W,L}^{(1)}(v)^2 dv + \frac{1}{8} t^6 \int_W I_{W,L}^{(2)}(v) dv \\ + \mathcal{O}_t(t^6 \delta_t^{4d+2}) + \mathcal{O}_t(t^5 \delta_t^{3d+2}) + \mathcal{O}_t(t^4 \delta_t^{2d+2}). \quad (9)$$

Let $v \in W_{-3\delta_t}$. Then we use the bounds prepared by [5] to bound $I_{W,L}^{(1)}(v)$ from below:

$$I_{W,L}^{(1)}(v) \geq J_L^{(1)}(W_{-\delta_t} - v) \\ \geq c_d \delta_t^{2d+2} \min_{u \in \delta_t B_d} \lambda_{d-2}((u + L^\perp) \cap (W_{-\delta_t} - v)) \\ = c_d \delta_t^{2d+2} (1 - 2\delta_t)^{d-2},$$

where $(1 - 2\delta_t)^{d-2}$ is the volume of a $(d-2)$ -dimensional cube with edge length $1 - 2\delta_t$. For $v \in W \setminus W_{-3\delta_t}$, a trivial lower bound for $I_{W,L}^{(1)}(v)$ is zero. A similar derivation for

the upper bound yields for all $v \in W$

$$\begin{aligned} I_{W,L}^{(1)}(v) &\leq J_L^{(1)}(W - v) \\ &\leq c_d \delta_t^{2d+2} \max_{u \in \delta_t B_d} \lambda_{d-2}((u + L^\perp) \cap (W - v)) \\ &= c_d \delta_t^{2d+2}. \end{aligned}$$

It follows that

$$\begin{aligned} \frac{1}{4} t^7 \int_W I_{W,L}^{(1)}(v)^2 dv &= \frac{1}{4} t^7 \left(\int_{W_{-3\delta_t}} I_{W,L}^{(1)}(v)^2 dv + \int_{W \setminus W_{-3\delta_t}} I_{W,L}^{(1)}(v)^2 dv \right) \\ &= \frac{1}{4} t^7 \left(c_d^2 \delta_t^{4d+4} (1 + \mathcal{O}_t(\delta_t)) + c_d^2 \delta_t^{4d+4} \cdot \mathcal{O}_t(\delta_t) \right) \\ &= \frac{1}{4} t^7 \delta_t^{4d+4} c_d^2 (1 + \mathcal{O}_t(\delta_t)). \end{aligned}$$

For the second integral in the variance, we can also use the bounds from [5]. Let $v \in W_{-3\delta_t}$, then

$$\begin{aligned} I_{W,L}^{(2)}(v) &\geq J_L^{(2)}(W_{-\delta_t} - v) \\ &\geq c'_d \delta_t^{3d+4} \left(\min_{u \in \delta_t B_d} \lambda_{d-2}((u + L^\perp) \cap (W_{-\delta_t} - v)) \right)^2 \\ &= c'_d \delta_t^{3d+4} (1 - 2\delta_t)^{2(d-2)}. \end{aligned}$$

Zero is again a trivial lower bound for the case where $v \in W \setminus W_{-3\delta_t}$. For the upper bound, we again let $v \in W$ and derive

$$\begin{aligned} I_{W,L}^{(2)}(v) &\leq J_L^{(2)}(W - v) \\ &\leq c'_d \delta_t^{3d+4} \left(\max_{u \in \delta_t B_d} \lambda_{d-2}((u + L^\perp) \cap (W - v)) \right)^2 \\ &= c'_d \delta_t^{3d+4}. \end{aligned}$$

Then,

$$\begin{aligned} \frac{1}{8} t^6 \int_W I_{W,L}^{(2)}(v) dv &= \frac{1}{8} t^6 \left(\int_{W_{-3\delta_t}} I_{W,L}^{(2)}(v) dv + \int_{W \setminus W_{-3\delta_t}} I_{W,L}^{(2)}(v) dv \right) \\ &= \frac{1}{8} t^6 \left(c'_d \delta_t^{3d+4} (1 + \mathcal{O}_t(\delta_t)) + c'_d \delta_t^{3d+4} \cdot (\delta_t) \right) \\ &= \frac{1}{8} t^6 c'_d \delta_t^{3d+4} (1 + \mathcal{O}_t(\delta_t)). \end{aligned}$$

We can plug the expressions we obtained for the integrals into (9) to see that

$$\mathbb{V} \xi_t(L) = \frac{1}{8} t^7 \delta_t^{4d+4} (2c_d^2 + c'_d t^{-1} \delta_t^{-d}) (1 + \mathcal{O}_t(\delta_t)).$$

Setting $t\delta_t^d = c$ leads to (7). □

Proof of Lemma 3.7. By the proof of [5, Theorem 23], the covariance is given by

$$\text{Cov}(\xi_t(W_L), \text{stress}(G, G_L)) = \frac{1}{2}t^5 \int_W I_{W,L}^{(1)}(v) S_{W,L}^{(1)}(v) dv + \mathcal{O}_t(t^4 \delta_t^{2d+2}).$$

Using our bounds on $I_{W,L}^{(1)}$, we can write

$$\begin{aligned} \text{Cov}(\xi_t(W_L), \text{stress}(G, G_L)) &\geq \frac{1}{2}c_d t^5 \delta_t^{2d+2} \int_W \left(\inf_{u \in 2\delta_t B_d} \lambda_{d-2}((u + L^\perp) \cap ((W_{-\delta_t} - v))) \right. \\ &\quad \left. \cdot S_{W,L}(v) \right) dv \\ &\geq \frac{1}{2}c_d t^5 \delta_t^{2d+2} (1 - 2\delta_t)^{d-2} \int_{W_{-\delta_t}} S_{W,L}(v) dv \end{aligned}$$

and

$$\begin{aligned} \text{Cov}(\xi_t(W_L), \text{stress}(G, G_L)) &\leq \frac{1}{2}c_d t^5 \delta_t^{2d+2} \int_W \left(\sup_{u \in 2\delta_t B_d} \lambda_{d-2}((u + L^\perp) \cap (W - v)) \right) \\ &\quad \cdot S_{W,L}(v) dv \\ &= \frac{1}{2}c_d t^5 \delta_t^{2d+2} \int_W S_{W,L}(v) dv. \end{aligned}$$

As before in the proof of Lemma 3.6, we can look at the difference between the upper and lower bound and use that $S_{W,L}(v) \leq s$ for all $v \in W$ to obtain (8). \square

Remark 3.8. *From this proof, we can also obtain a uni-variate central limit theorem for the crossings: $d_3(F_t^{(1)}, Z_{\sigma_{11}}) = \mathcal{O}_t(\delta_t)$, where $Z_{\sigma_{11}} \sim \mathcal{N}(0, \sigma_{11})$.*

Remarks on the rate of convergence The proofs in Section 3.1 show how to calculate the entries of the covariance matrix when W is a cube. It might be possible to derive an order of convergence for a broader class of windows in a similar way to the proof of Lemma 2.5, but this is significantly more complicated.

The rate of convergence for a cube $W = [0, 1]^d$ is of order δ_t because of boundary effects for the crossings. Because of these boundary effects, we expect the variance of the crossings and the covariance to be the dominating terms in the upper bound of $d_3(F_t, Z_\Sigma)$ for other choices of W too.

References

- [1] S. Arenas-Velilla and O. Arizmendi. Convergence rate for the number of crossings in a random labelled tree. *Statistics & Probability Letters*, 203:109916, 2023.
- [2] S. Arenas-Velilla, O. Arizmendi, and J. E. Paguyo. Central limit theorem for crossings in randomly embedded graphs. arXiv 2308.11570, 2023.

-
- [3] J. Asplund, T. Do, A. Hamm, L. Székely, L. Taylor, and Z. Wang. k -planar crossing number of random graphs and random regular graphs. *Discrete Applied Mathematics*, 247:419–422, 2018.
 - [4] M. Chimani, H. Döring, and M. Reitzner. Crossing numbers and stress of random graphs. In *Graph Drawing and Network Visualization*, pages 255–268, Cham, 2018. Springer International Publishing.
 - [5] M. Chimani, H. Döring, and M. Reitzner. Crossing numbers and stress of random graphs. arXiv 1808.07558, 2020.
 - [6] L. Decreusefond, M. Schulte, and C. Thäle. Functional Poisson approximation in Kantorovich–Rubinstein distance with applications to U -statistics and stochastic geometry. *The Annals of Probability*, 44(3), May 2016.
 - [7] J. Fox, J. Pach, and A. Suk. Approximating the rectilinear crossing number. *Computational Geometry*, 81:45–53, 2019.
 - [8] G. Last, M. D. Penrose, M. Schulte, and C. Thäle. Moments and central limit theorems for some multivariate poisson functionals. *Advances in Applied Probability*, 46(2):348–364, 2014.
 - [9] B. Mohar and T. Stephen. Expected crossing numbers. *Electronic Notes in Discrete Mathematics*, 38:651–656, 2011. The Sixth European Conference on Combinatorics, Graph Theory and Applications, EuroComb 2011.
 - [10] J. W. Moon. On the distribution of crossings in random complete graphs. *Journal of the Society for Industrial and Applied Mathematics*, 13(2):506–510, 1965.
 - [11] J. Pach and G. Tóth. Thirteen problems on crossing numbers. *Geombinatorics*, 9(4):194–207, 2000.
 - [12] M. Penrose. *Random Geometric Graphs*. Oxford University Press, 05 2003.
 - [13] H. C. Purchase, R. F. Cohen, and M. James. Validating graph drawing aesthetics. In F. J. Brandenburg, editor, *Graph Drawing*, pages 435–446, Berlin, Heidelberg, 1996. Springer Berlin Heidelberg.
 - [14] M. Reitzner and M. Schulte. Central limit theorems for U -statistics of Poisson point processes. *The Annals of Probability*, 41(6):3879 – 3909, 2013.
 - [15] M. Schaefer. The graph crossing number and its variants: A survey. *The Electronic Journal of Combinatorics [electronic only]*, Dynamic Surveys, 2013. Version 8.
 - [16] M. Schulte and J. Yukich. Multivariate second order Poincaré inequalities for Poisson functionals. *Electronic Journal of Probability*, 24(130):1 – 42, 2019.
 - [17] J. Spencer and G. Tóth. Crossing numbers of random graphs. *Random Structures & Algorithms*, 21(3-4):347–358, 2002.