

MDT-A2G: Exploring Masked Diffusion Transformers for Co-Speech Gesture Generation

Xiaofeng Mao*
xfmao23@m.fudan.edu.cn
Fudan University
Shanghai, China

Zhengkai Jiang*
zkjiang@ust.hk
Tencent Youtu Lab
Shanghai, China

Qilin Wang
Chencan Fu
qlwang22@m.fudan.edu.cn
chencan.fu@zju.edu.cn
Fudan University
Zhejiang University
China

Jiangning Zhang
Jiafu Wu
vtzhang@tencent.com
jjafwu@tencent.com
Tencent Youtu Lab
Shanghai, China

Yabiao Wang
caseywang@tencent.com
Zhejiang University
Tencent Youtu Lab
China

Chengjie Wang
jasoncjwang@tencent.com
Tencent Youtu Lab
Shanghai, China

Wei Li
liwei.yxgh@vivo.com
Vivo Communication
Technology Co. Ltd
Shanghai, China

Mingmin Chi†
mmchi@fudan.edu.cn
Fudan University
Shanghai, China

Abstract

Recent advancements in the field of Diffusion Transformers have substantially improved the generation of high-quality 2D images, 3D videos, and 3D shapes. However, the effectiveness of the Transformer architecture in the domain of co-speech gesture generation remains relatively unexplored, as prior methodologies have predominantly employed the Convolutional Neural Network (CNNs) or simple a few transformer layers. In an attempt to bridge this research gap, we introduce a novel Masked Diffusion Transformer for co-speech gesture generation, referred to as MDT-A2G, which directly implements the denoising process on gesture sequences. To enhance the contextual reasoning capability of temporally aligned speech-driven gestures, we incorporate a novel Masked Diffusion Transformer. This model employs a mask modeling scheme specifically designed to strengthen temporal relation learning among sequence gestures, thereby expediting the learning process and leading to coherent and realistic motions. Apart from audio, Our MDT-A2G model also integrates multi-modal information, encompassing text, emotion, and identity. Furthermore, we propose an efficient inference strategy that diminishes the denoising computation by leveraging previously calculated results, thereby achieving a speedup with negligible performance degradation. Experimental results demonstrate that MDT-A2G excels in gesture generation, boasting a learning speed that is over 6× faster than traditional

diffusion transformers and an inference speed that is 5.7× than the standard diffusion model. Our code is available at [MDT-A2G](#).

CCS Concepts

• **Human-centered computing** → **Human computer interaction (HCI)**; • **Computing methodologies** → *Motion processing*.

Keywords

Gesture Generation, Motion Processing, Data-Driven Animation, Masked Diffusion Transformer

ACM Reference Format:

Xiaofeng Mao, Zhengkai Jiang, Qilin Wang, Chencan Fu, Jiangning Zhang, Jiafu Wu, Yabiao Wang, Chengjie Wang, Wei Li, and Mingmin Chi. 2024. MDT-A2G: Exploring Masked Diffusion Transformers for Co-Speech Gesture Generation. In *Proceedings of the 32nd ACM International Conference on Multimedia (MM '24)*, October 28–November 1, 2024, Melbourne, VIC, Australia. ACM, New York, NY, USA, 9 pages. <https://doi.org/10.1145/3664647.3680684>

1 Introduction

The objective of co-speech gesture generation is to synthesize human gestures from audio and other modalities. Its significance is escalating in the development of virtual avatars and interactive technologies. In everyday life, there is a substantial demand for the efficient production of high-quality and diverse human gesture animations. Consequently, the production of high-quality and diverse gestures at an affordable cost plays a pivotal role in practical applications.

With the rapid development of generative models such as Variational Autoencoders (VAEs), Generative Adversarial Networks (GANs), and the more recent Diffusion Models (DMs), numerous works [2, 3, 6, 14, 16, 21–24, 31, 34–38, 40, 41] have proposed utilizing these powerful foundational models for the task of co-speech gesture generation. Although these works have achieved good generative quality, we find the following limitations in practical applications: **1) Poor diversity**. For VAE-based methods [15, 19, 38], the goal is to learn a meaningful latent space where similar inputs are mapped close together. However, if the model relies too much on the

*Both authors contributed equally to this research.

†Corresponding author (This work was supported by Natural Science Foundation of China under contract 62171139).

Permission to make digital or hard copies of all or part of this work for personal or classroom use is granted without fee provided that copies are not made or distributed for profit or commercial advantage and that copies bear this notice and the full citation on the first page. Copyrights for components of this work owned by others than the author(s) must be honored. Abstracting with credit is permitted. To copy otherwise, or republish, to post on servers or to redistribute to lists, requires prior specific permission and/or a fee. Request permissions from permissions@acm.org.

MM'24, October 28 - November 1, 2024, Melbourne, Australia.

© 2024 Copyright held by the owner/author(s). Publication rights licensed to ACM.

ACM ISBN 979-8-4007-0686-8/24/10

<https://doi.org/10.1145/3664647.3680684>

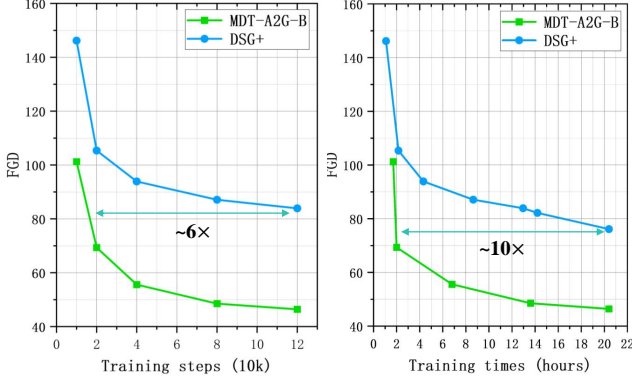


Figure 1: Comparison between DSG+ [37] and our MDT-A2G-B with respect to training steps/times on a single A100 GPU. Compared to DSG+, MDT-A2G-B exhibits a faster training convergence speed and superior performance, demonstrating the effectiveness of proposed method.

decoder’s capacity to reconstruct the data from the latent variables, it might ignore the latent variables, leading to a phenomenon known as posterior collapse. This results in a lack of diversity in the generated samples. For GAN-based methods [11, 23], training instability and mode collapse issues are common, leading to the generator producing a limited variety of human gestures, or even identical ones. **2) Inefficiency.** DM-based methods [2, 3, 6, 16, 31, 34, 36, 37, 40] require multiple iterations during the generation process. Each iteration involves a forward pass through the model, resulting in typically long inference time. Besides, current DMs applied in A2G domain often struggle to effectively learn the semantic relationships between features of different modalities, leading to slow training convergence.

To address above challenges, we propose **MDT-A2G**, a **Masked Diffusion Transformer** framework designed for **Audio-to-Gesture** task. Specifically, we leverage the contextual reasoning capability of mask modeling and combine it with DMs to ensure the quality and diversity of co-speech gesture synthesis. During training, the masked modeling denoising network takes multi-modal conditions and partially masked noisy features as input and outputs original gestures. As shown in Figure 1, benefited by the masked modeling’s strong semantic learning ability, our MDT-A2G can generate human gestures that are both realistic and diverse. The convergence of the learning process is also accelerated. To the best of our knowledge, this is the first attempt of mask modeling DMs in A2G task. We also propose the incorporation of a simple-yet-effective multi-modal feature fusion module into existing architecture. This module is carefully designed for fusing various modalities, simplifying the complex feature processing and fusion mechanism. To improve the efficiency of inference, we introduce an efficient inference strategy during sampling without compromising the quality and diversity of the generated gestures.

Extensive qualitative and quantitative experiments demonstrate that our proposed MDT-A2G can produce **high-quality, diverse and temporally-coherent** human gestures **in a high efficiency**. We achieve state-of-the-art performance regardless of upper and

full body, outperforming existing co-speech generation methods. The main contributions can be summarized as follows:

- We propose MDT-A2G, a masked diffusion transformer framework designed for audio-to-gesture task, enhancing semantic understanding of diverse modalities and hastening training convergence that is $6 \times$ faster.
- We introduce a novel sampling acceleration technique that significantly reduces the inference time, achieving a speedup of $5.7 \times$ faster compared to the standard diffusion model.
- Extensive experiments demonstrate that our proposed approach achieves state-of-the-art performance both qualitatively and quantitatively.

2 Related Work

2.1 Co-speech Gesture Generation

The field of co-speech gesture generation, which concentrates on the production of gestures that synchronize with speech audio, has witnessed the advent of numerous learning-based methodologies. Among these, the hierarchical approach proposed by Liu et al. [24] is significant, as it considers both speech semantics and the structure of human gestures. Yoon et al. [39] have also made substantial contributions by utilizing a recurrent neural network and multi-modal context to devise a translation-based approach. Liu et al. further enriched the field by introducing the BEAT dataset and the Cascaded Motion Network (CaMN) [23]. Other notable contributions include EMAGE [22], a method that integrates Masked Gesture Reconstruction and Audio-Conditioned Gesture Generation, and TalkSHOW [38] by Yi et al., which employs an autoencoder and a VQ-VAE for the generation of face and body motions. In recent years, diffusion models, celebrated for their capacity to model intricate data distributions and perform many-to-many mappings, have been increasingly harnessed for gesture synthesis. A number of studies [1, 14, 31, 35, 36, 40, 41] have focused on the generation of co-speech gestures using diffusion models, introducing various strategies to augment motion generation and style control. Despite these advancements, existing works continue to struggle with the challenge of harmonizing diversity, authenticity, and speed in the generation of gestures from speech.

2.2 Diffusion Transformers

Diffusion Transformers have made significant advancements in the generation of high-quality images [4, 29], videos [25], and 3D models [27]. DiT [29] is among the pioneering works to explore transformer-based architectures in the field of image generation. It introduces innovative designs to train latent diffusion models by replacing the commonly used U-Net with a transformer backbone. PixArt- α [4] proposes the incorporation of cross-attention modules into the Diffusion Transformer (DiT) to inject text conditions, thereby achieving photorealistic text-to-image synthesis. DiT-3D [27] explores the use of plain diffusion transformers for 3D generation, which directly operate the denoising process on voxelized point clouds instead of latent spaces. The Masked Diffusion Transformer (MDT) [9] introduces a masked latent modeling scheme, enhancing the ability to learn contextual relations among semantic parts. Like the Masked Autoencoder (MAE) [12], MDT also adopts an asymmetric transformer to predict masked tokens

from unmasked ones while simultaneously undergoing the diffusion generation process. As a result, it achieves superior image synthesis performance with a state-of-the-art (SOTA) Frechet Inception Distance (FID) score on the ImageNet dataset and faster learning speed. In this paper, we aim to explore such a masked scheme in the domain of co-speech gesture generation. Our MDT-A2G directly operates the denoising process on the gesture and incorporates multi-modal information, including speech, emotion, and identity, to align with the gesture.

2.3 Mask Modeling

The masked scheme first demonstrated its effectiveness in Natural Language Processing (NLP), with BERT-based models [8, 17] enhancing the performance of word embeddings through masked language modeling and transformer architecture. Subsequently, the Masked Autoencoder (MAE) [12] extended the masking strategy into the field of computer vision and developed an asymmetric encoder-decoder architecture with a high mask ratio. This concept of masked representation learning has been employed in other modalities as well, such as video [32], audio [13], and time series [7]. Most related to our work, EMAGE [22] proposes a temporal transformer to learn robust motion representation for gesture generation. In contrast, we resort to masking strategy to strengthen temporal relation learning sequence gesture, resulting faster training speed and more realistic gesture generation.

3 Preliminaries

3.1 Gesture Format

We employ the BEAT dataset [23], recognized for being the most comprehensive motion capture dataset in terms of duration and the diversity of modalities it covers. The BEAT dataset stores motion capture data in the BVH file format, articulating motion representation through Euler angles. Following DSG+ [37], we favor using rotation matrices over Euler angles to represent joint rotations. We leverage 75 joints including 27 body joints, 48 hand joints for whole-body gesture generation and choose a subset of 14 upper-body joints, along with the 48 hand joints, for generating upper-body gestures.

3.2 Diffusion Model

We consider starting the denoising process with pure noise and generating gestures using a diffusion model. We introduce then denoising diffusion probabilistic models (DDPM). DDPM defines a T -step forward process and a T -step reverse process. DDPM turns the present state x_0 into the previous state x_t by gradually adding random noise through the forward process. The diffusion process formulas is as follows:

$$\begin{aligned} q(x_t|x_0) &= \mathcal{N}(x_t, \sqrt{\bar{\alpha}_t}x_0, (1 - \bar{\alpha}_t)\mathbf{I}), \\ x_t &= \sqrt{\bar{\alpha}_t}x_0 + \sqrt{1 - \bar{\alpha}_t}\epsilon, \epsilon \sim \mathcal{N}(0, \mathbf{I}). \end{aligned} \quad (1)$$

where x_t is the noised image at time-step t , $\bar{\alpha}_t$ is the predefined scale factor, and \mathcal{N} represents the Gaussian distribution.

It means that the original state x_0 is transformed into x_t by gradually adding Gaussian noise.

Conversely, the reverse denoising phase is designed to revert the noise-infused data back to its original structured form, effectively reconstructing the joint distribution $p_\theta(x_{0:T})$. This phase is defined by:

$$\begin{aligned} p_\theta(x_{0:T}) &= p_\theta(x_T) \prod_{t=1}^T p_\theta(x_{t-1}|x_t), \\ p_\theta(x_{t-1}|x_t) &= \mathcal{N}(x_{t-1}; \mu_\theta(x_t, t), \Sigma_\theta(x_t, t)). \end{aligned} \quad (2)$$

Here, the model assumes a constant time-dependent variance $\Sigma_\theta(x_t, t) = \beta_t \mathbf{I}$. A generative model \mathcal{G}_θ is then formulated to estimate the mean of the Gaussian distribution. For scenarios requiring conditional generation, the conditional variable \mathbf{c} is seamlessly incorporated into the model's architecture.

We follow [37, 44, 49] to predict the signal itself instead of predicting $\epsilon_\theta(x_t, t)$ [18]. The network D learns parameters θ based on the input noise x_t , noising step t and conditions c to reconstruct the original signal x_0 as :

$$\hat{x}_0 = D(x_t, t, c) \quad (3)$$

4 Methodology

4.1 Problem Formulation

The task of co-speech gesture generation can be formulated as a sequence-to-sequence learning problem. Given an input sequence of speech features and other modal conditions, the goal is to generate a corresponding sequence of human gestures. The model needs to consider the temporal alignment between the speech and gesture sequences, as well as the incorporation of multi-modal information (e.g., emotion, speaker ID and text transcript) to generate more realistic and diverse gestures.

4.2 Overall Framework

We propose a novel framework named MDT-A2G for generating human gestures from multi-modal conditions. The overall training and sampling pipeline is illustrated in Figure 2. Specifically, gestures are generated based on the noisy gesture x_t , audio x_a , text x_{txt} , ID x_s , emotion x_e , and time steps t . We first obtain the input noisy gesture x_t and specific multi-modal condition. Then, we fuse the multi-modal feature to get x_{fuse} as follows:

$$\begin{aligned} \hat{t} &= MLP(E_t(t)), \\ \hat{x}_t &= \text{Concat}[x_t, E_s(x_s) + \hat{t}, E_e(x_e) + \hat{t}, E_{txt}(x_{txt}), E_a(x_a)], \\ x_{fuse} &= \text{Attention}(\hat{x}_t). \end{aligned} \quad (4)$$

where $E(\bullet)$ represents the embedding layer. $\text{Attention}(\bullet)$ utilizes cross-local attention used in DSG+ [37]. We mask a portion of x_{fuse} to obtain x_u , which is then fed into the transformer encoder to map it to a latent representation. We then concatenate the latent representation with multiple sets of learnable tokens x_l and then feed them into a self-attention (SA) block for feature integration.

$$\hat{x}_u = (1 - \text{MASK}) * x_u + \text{MASK} * \text{SA}(\text{Concat}[x_l, \text{Encoder}(x_u)]) \quad (5)$$

Finally, we pass \hat{x}_u through the transformer decoder to obtain the final reconstructed features:

$$\hat{x}_0 = \text{Decoder}(\hat{x}_u) \quad (6)$$

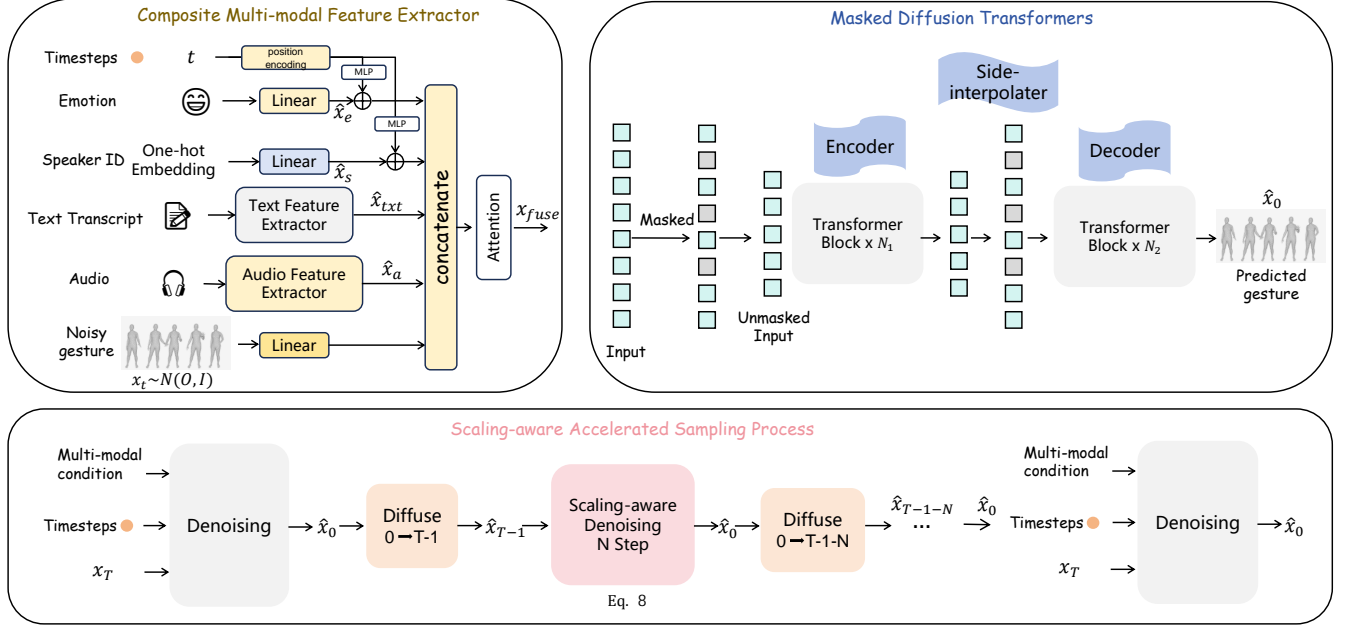


Figure 2: Overview of MDT-A2G. It primarily consists of three components: (1) Composite Multi-modal Feature Extractor, (2) Masked Diffusion Transformers, and (3) Scaling-aware Accelerated Sampling Process. For the multi-modal feature extractor, we propose an innovative feature fusion strategy that integrates time embeddings with emotion and ID features. These will be further concatenated with text, audio, and gesture features, resulting in a comprehensive feature representation. Additionally, we have designed a Masked Diffusion Transformer structure to expedite the convergence of the denoising network, thereby leading to more coherent motions. Finally, we introduce a scaling-aware accelerated sampling process by utilizing diffused results from previous timesteps, resulting in a faster sampling process.

4.3 Composite Multi-modal Feature Extraction

Previous methods, such as DSG+, handle features from different modalities in a complex manner, repeatedly concatenating information from different conditions. We believe that this approach hinders the learning of features from different modalities. Therefore, we have simplified the feature fusion process compared to former methods. Our feature fusion strategy is simple-yet-effective, requiring only a single concatenation process.

Obtaining specific conditions. The generation of human gestures is dependent on a set of specific conditions, which are extracted as follows. For audio x_a , the raw input is resampled at 16 kHz, and a suite of features including Mel Frequency Cepstral Coefficients (MFCCs), Mel spectrogram features, rhythmic features, and onset points are computed. These features are then integrated with features extracted by the pre-trained WavLM [5] model to form the final audio feature representation \hat{x}_a . For text x_{txt} , word embeddings are obtained using the pre-trained FastText [26] model. A linear layer is then used to generate the final text feature \hat{x}_{txt} . For ID x_s , the ID information is encoded as a one-hot vector and transformed into an ID embedding \hat{x}_s via a linear layer. Similarly, the emotional state x_e is encoded as a one-hot vector and transformed into an emotion feature \hat{x}_e . During training, the noise step t is randomly selected from a uniform distribution ranging from 1 to T . After position encoding, t is processed by a MLP to yield the time feature \hat{t} . The noisy gesture x_t is sampled from a standard

normal distribution $\mathcal{N}(0, I)$ during training and sampling stages. Then, x_t is dimensionally reduced through a linear layer. During the training process, x_e and x_s is randomly masked according to a Bernoulli distribution. The temporal embedding x_t is then added to the ID and emotion features after passing through an MLP layer, resulting in the fused feature.

Multi-modal Feature Fusion. The process of feature fusion involves the concatenation of the aforementioned conditions and noisy gestures along the feature dimension. This concatenated feature is then subjected to a cross-local attention module [37], which serves to fuse the different modalities effectively, allowing the model to understand the complex relationships between speech, text, style, emotion, and gestures. This is particularly important in co-speech gesture generation, as gestures are often closely related to the content and emotion of the speech. Furthermore, the inclusion of emotion as an additional condition allows the model to generate gestures that are not only contextually appropriate but also emotionally congruent with the speech.

4.4 Masked Diffusion Transformers

Previous diffusion model methods on A2G tasks do not pay attention to the importance of masked modeling, which result in slow learning of the semantic correlations among different modal features and slow training convergence. Inspired by the success of masking scheme on video [32], image [12], we utilize this strategy

on gesture generation task, leading to more coherent motion generations. We mask the input features and then feed them into multiple Transformer Blocks, which are divided into encoders, decoders, and side-interpolators. We adopt an asymmetric design that allows the encoder to only take in unmasked features, reducing computational cost.

Masking Operation. Given a feature matrix $x_{fuse} \in \mathbb{R}^{N \times d}$, where d signifies the number of channels and N denotes the number of tokens, we randomly conceal tokens at a rate ρ . This results in a set of unmasked tokens, denoted as $x_u \in \mathbb{R}^{d \times \hat{N}}$, where $\hat{N} = (1 - \rho)N$. To track which tokens are masked, we create a binary mask $MASK \in \mathbb{R}^N$ with ones assigned to the masked positions. The unmasked tokens x_u are subsequently processed. Using only the unmasked tokens x_u helps to reduce computational overhead.

Encoder. For the encoder, we only map the visible unmasked features to latent representations, which allows us to use fewer computations. Different masking rates affect the experimental results, and we will discuss them in detail in the experimental section.

Side-interpolator. Inspired by [9], the latent representation S is processed through the side-interpolator, which restores it to its original feature dimensions. As illustrated in Figure 2, the side-interpolator, a compact network, leverages the encoder's output to estimate the masked tokens during training, working solely with the unmasked tokens x_u . During inference, all tokens x_u are processed, creating a disparity in the number of tokens. To maintain consistency, the side-interpolator fills masked positions with a shared learnable token, generating an interpolated embedding x_I , computed as $x_I = SA(\text{Concat}[x_I, \text{Encoder}(x_u)])$. A masked short-cut connection combines x_u and the interpolated embedding x_I into $\hat{x}_u = (1 - MASK) \cdot x_u + MASK \cdot x_I$. Within the side-interpolator, the unmasked features are concatenated with multiple sets of learnable latent mask tokens x_I , which assist in restoring the original feature size, before being fed into a Transformer block for feature interaction.

Decoder. The decoder receives the output from the side-interpolator, which comprises the encoded latent representation along with the latent mask tokens. Ultimately, these side-interpolator outputs are passed to the decoder for reconstruction. These decoders are less deep compared to the encoders. In the training stage, the encoder, decoder, and side-interpolator work in tandem to forecast the masked features based on the unmasked features. During inference, the side-interpolator is no longer utilized.

4.5 Training Objective

To train our networks, we employ the Huber loss as the gesture loss \mathcal{L}_g :

$$\mathcal{L}_g = E_{x_0 \in q(x_0|c), t \sim [1, T]} [\text{HuberLoss}(x_0 - \hat{x})]. \quad (7)$$

Following the DDPM denoising process, we predict the gesture \hat{x}_0 at each time step t , as depicted in Figure 2. During the training process, we provide both the complete feature x_{fuse} and the masked tokens x_u to the diffusion model. This approach ensures that the model does not overly focus on reconstructing the masked region while neglecting the diffusion training. The additional costs associated with using the masked latent embedding are minimal.

This is further supported by the findings in Figure 1, which demonstrate that MDT-A2G-B achieves faster learning progress in terms of total training hours compared to the DSG+.

4.6 Scaling-aware Accelerated Sampling Process

Previous diffusion models [31, 37] in the Audio-to-Gesture (A2G) domain have not fully explored the possibilities of skip sampling techniques similar to DDIM [30], which can significantly expedite the sampling process. However, its direct application is problematic as it exacerbates the diffusion model's exposure bias [28], the discrepancy between the sampled \hat{x}_t and the training's x_t . Assume that \hat{x}_0^t represents the original gesture predicted by the diffusion model at step t , to mitigate this issue, we propose the following method:

THEOREM 4.1. *Given \hat{x}_0^t and the sampled \hat{x}_t at time t , we can compute \hat{x}_0^{t-1} for time $t-1$ without relying on neural networks. The subsequent formula is employed to diminish the exposure bias:*

$$\hat{x}_0^{t-1} = (\hat{x}_t - \sqrt{1 - \bar{\alpha}_t} * \frac{(\hat{x}_t - \sqrt{\bar{\alpha}_t} \hat{x}_0^t) / \sqrt{1 - \bar{\alpha}_t}}{\text{scale}}) / \sqrt{\bar{\alpha}_t}. \quad (8)$$

Here, *scale* is a hyperparameter greater than 1 but close to 1.

The proof is detailed in Appendix A. Our approach incorporates a 1:N accelerated sampling method, where the current step is fully processed and the next N steps are expedited through skip sampling. It is crucial to note that this strategy is distinct from distillation—it maintains the network's performance during full sampling without necessitating extra training, and does not introduce additional computational overhead, thus offering a straightforward and practical solution.

4.7 Model structure

We have set different number of blocks for our MDT-A2G and designed variants with varying hyperparameters (e.g., number of layers and heads). We denote these variants of our model as MDT-A2G-XS (extra small), MDT-A2G-S (small), MDT-A2G-B (base), and MDT-A2G-L (large). Among them, the whole parameter size of MDT-A2G-B is comparable to that of DSG+. The specific network configurations are detailed in Appendix E.

5 Experiments

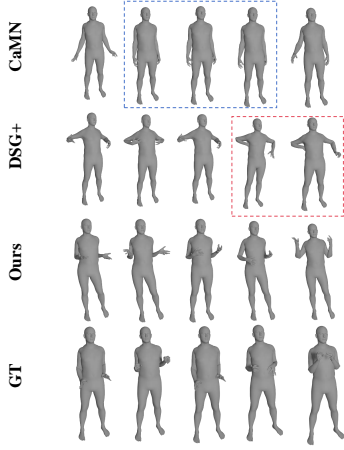
5.1 Settings

Datasets. We utilize the BEAT [23] dataset, which includes 120Hz motion capture data and audios from 30 speakers, featuring 10-minute conversations and 1-minute self-talks. In addition to motion and audio, BEAT includes extra information such as text, identity, emotion annotations, and facial expressions. Following [33], we select 1-hour audio per speaker and split the dataset 70% for training, 10% for validation and 20% for testing.

Metrics. We use Frechet Gesture Distance (FGD) [39] to evaluate the quality of the generated gestures, which uses a pretrained gesture feature extractor and calculates the Frechet distance between the distribution of the features of real and generated gestures. Following [23], we use Semantic-Relevant Gesture Recall (SRGR) [23] and Beat Alignment Score (BeatAlign) [20] to evaluate the diversity

Table 1: Quantitative comparison with SOTAs. →: represents a closer proximity to the ground truth, indicating better performance.

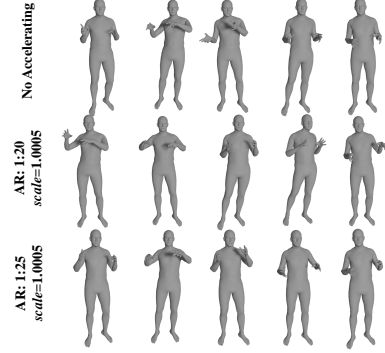
	Method	FGD↓	Diversity→	SRGR↑	BeatAlign→
Upper Body	Ground Truth	-	395.20	-	0.894
	CaMN [23]	<u>79.24</u>	295.84	0.216	0.828
	MDM [31]	94.91	305.73	0.209	0.831
	DSG+ [37]	87.91	421.74	0.212	<u>0.842</u>
	MDT-A2G-B (Ours)	77.79	<u>348.05</u>	<u>0.214</u>	0.876
Whole Body	Ground Truth	-	395.20	-	0.893
	CaMN [23]	<u>57.46</u>	304.49	0.241	0.821
	MDM [31]	92.37	337.42	0.231	0.812
	DSG+ [37]	83.91	<u>432.16</u>	0.236	<u>0.840</u>
	MDT-A2G-B (Ours)	46.42	381.33	<u>0.240</u>	0.871

**Figure 3: Qualitative comparison of whole motion generation.** Refer to the supplementary video for a more intuitive comparison.

and synchrony of the generated gesture. SRGR enhances the traditional Probability of Correct Keypoint (PCK) [19] by introducing semantic relevance scoring as weights. BeatAlign is a measurement between audio and gesture beats through Chamfer Distance [20], which reflects the similarity between audio and gesture beats. We also use Diversity Score [18] to measure the diversity of the generated gestures. The diversity score is measured of the average feature distance [18]. We use the pretrained autoencoder used for FGD.

Implementation Details. The motion data is downsampled to 30 Hz from original 120 Hz and we use 300 frames for training. Following [2], we use rotation matrix instead of the original Euler angle for rotation representation. We train our model for 120k steps with a batch size of 150 and use AdamW optimizer at a learning rate of $3e-5$. All the experiments are conducted on a single NVIDIA A100 GPU.

Comparison Methods. We compare our proposed method with state-of-the-art gesture generation methods, including DSG+ [37], CaMN [23] and MDM [31]. For a fair comparison, we retain all these

**Figure 4: Comparison with different acceleration ratio.** AR is Acceleration ratio. All use MDT-A2G-B

methods in the same setting. Specifically, we retrain CaMN to use audio, text, emotion and speaker identity as conditions and DSG+ to use seed gestures, audio and speaker identity as conditional inputs. For MDM, we retrain it to take audio features as input. Addition to whole body gesture generation, we also conduct experiments to compare the results of upper body gesture generation.

5.2 Quantitative Comparison

Table 1 presents the quantitative results. Our approach surpasses other methods in generating both upper body and full-body motions. While masked modeling greatly improves the realism of the generated gestures, it does not necessarily enhance the Diversity Score. It's important to note that a higher Diversity Score is not always inherently beneficial. Random noise may achieve a high Diversity Score, but it is not the target we aim for. Additionally, the inherent randomness in the sampling of diffusion models can negatively affect the SRGR metric, which focuses on the accuracy of generated gestures. However, creating realistic motions does not always require strict conformity to ground-truth movements. Nonetheless, our method effectively reduces the adverse impacts on the SRGR metric. Furthermore, we have discovered that employing masked modeling can enhance the Beatalignment score between audio and gestures, thereby improving the Beatalignment

Table 2: Quantitative comparison with different accelerating configurations.

Method	Acceleration ratio	<i>scale</i>	Average Time(s)↓	FGD→	Diversity→	SRGR↑	BeatAlign→
MDT-A2G-B	No Accelerating	1	8.711 ± 1.495	46.42	381.33	0.240	0.871
MDT-A2G-B	1:20	1	1.984 ± 0.214	59.93	334.88	0.240	0.872
MDT-A2G-B	1:20	1.0005	1.984 ± 0.215	57.61	340.11	0.240	0.872
MDT-A2G-B	1:25	1	1.567 ± 0.196	64.17	326.28	0.240	0.873
MDT-A2G-B	1:25	1.0005	1.587 ± 0.204	61.81	331.12	0.240	0.873

Table 3: Ablation study on the proposed components.

CMFE	Masked	FGD Score↓	Diversity→	SRGR↑	BeatAlign→
×	×	83.91	432.16	0.236	0.840
✓	×	54.62	387.68	0.238	0.863
×	✓	45.68	365.8	0.240	0.869
✓	✓	46.42	381.33	0.240	0.871

Table 4: Ablation study on model scale.

Name	FGD↓	Diversity→	SRGR↑	BeatAlign→
MDT-A2G-TS	95.85	335.71	0.241	0.872
MDT-A2G-S	64.39	392.84	0.240	0.870
MDT-A2G-B	46.42	381.33	0.240	0.871
MDT-A2G-L	50.27	390.27	0.238	0.872

score. This approach compels the denoising network to learn the correlated features between multi-modal conditions and gestures.

5.3 Qualitative Results

In the visual representation of our experimental outcomes illustrated in Figure 3, we clearly delineate the distinctions between the competing methodologies and our proposed approach. The CaMN model employs a straightforward methodology that merely concatenates multimodal inputs. While this results in technically correct outputs, the resultant actions are notably monotonous and lack dynamic variation, as highlighted within the blue box of the figure. This method, while reliable, does not allow for the generation of nuanced or complex motion patterns, leading to a visually static presentation. On the other hand, DSG+ leverages an advanced diffusion model coupled with self-attention mechanisms, aimed at enhancing the diversity of generated actions. This model is capable of producing a wide array of actions, thereby enriching the dynamic quality of the outputs. However, this complexity comes with its own set of challenges, as there is a tendency to generate anatomically incorrect gestures or unrealistic motions, as indicated by the examples in the red box. While the ambition of DSG+ to achieve high variability is commendable, it sometimes sacrifices accuracy and realism in its generated actions.

In contrast, our proposed methodology synthesizes the strengths of both the CaMN and DSG+ approaches while mitigating their weaknesses. By integrating a refined feature extraction mechanism with a robust diffusion process, our model not only ensures the

Table 5: Ablation study on different wider mask ratios.

Method	Mask Ratio	FGD↓	Diversity→
MDT-A2G-B	0.1	49.54	376.77
MDT-A2G-B	0.2	48.38	382.46
MDT-A2G-B	0.3	47.74	381.14
MDT-A2G-B	0.4	46.42	381.33
MDT-A2G-B	0.5	48.47	376.88
MDT-A2G-B	0.6	50.46	372.06
MDT-A2G-B	0.7	49.38	366.84
MDT-A2G-B	0.8	52.28	373.49

Table 6: Ablation study on feature process.

Structure	Name	FGD↓	Diversity→
MDT-A2G-B	baseline	45.68	365.8
MDT-A2G-B	AdaLN-Zero	82.57	319.23
MDT-A2G-B	Ours	46.42	381.33

generation of diverse actions but also maintains a high degree of realism and accuracy. The actions generated by our model are both varied and realistic, effectively capturing the subtleties and complexities of human motion without the generation of abnormal gestures. More detailed qualitative comparison is shown in the appendix.

5.4 Ablation Studies

Effectiveness of different model scale. The impact of different scale models on the outcomes has been extensively validated in the field of image generation. However, previous methods have not explored the impact of model scalability on the audio-to-gesture task. As we utilize Masked Diffusion Transformer as backbone, which possesses excellent scalability properties, we compare the effects of different network sizes on gesture generation here. Table 4 shows the quantitative results.

Effectiveness of sampling acceleration. Table 2 illustrates the impact of various acceleration ratios. Notably, at an acceleration ratio of 1:20 and 1:25. We do not observe significant increases in FGD Score and decreases in Diversity Score. Meanwhile, the SRGR remain relatively stable. Furthermore, we find that introducing the Scaling-aware Accelerated Sampling Process (*scale* > 1) yield better results. Qualitative comparison is shown in Figure 4.

Table 7: Ablation study with MDT-A2G-B.

(a) Effect of Decoder Depth.		(b) Effect of side-interpolator.		(c) Effect of masked shortcut.	
Decoder Depth	FGD↓	Side-interpolator	FGD↓	Masked shortcut	FGD↓
2	46.42	×	54.08	×	49.77
4	46.69	✓	46.42	✓	46.42

(d) Effect of Full/Unmasked Features.		(e) Effect of wider ratio.		(f) Effect of blocks in side-interpolator.	
Input type	FGD↓	Wider ratio	FGD↓	Number	FGD↓
Full+Unmasked	46.42			1	46.42
Full	55.08	✓	46.42	2	46.85
Unmasked	96.63	×	47.75	3	55.28

Effectiveness of multi-modal fusion and mask modeling. We conduct a quantitative comparison with and without multi-modal fusion module and mask modeling. Table 3 indicates that mask modeling reduce the Diversity score, this may be attributed to the enhanced consistency among different gestures. However, the realism of the generated gestures is significantly improved.

Effectiveness of Different Feature Processing. To evaluate the impact of our proposed feature processing technique, we establish a baseline by excluding the feature processing component from our MDT-A2G. We subsequently incorporate different feature processing methods for comparison: AdaLN-Zero is the method utilized by DiT [29]. Table 6 demonstrates that our proposed multi-modal fusion module shows the best performance. Notably, the use of AdaLN-Zero can not enhance results, potentially due to the introduction of excessive conditional information. Detailed network architecture diagrams for these methods are included in the appendix.

Effectiveness of different wider mask ratio. We use different wider mask ratios [10], where "wider" refers to masking the features within the range $[\rho, \rho + 0.2]$. Table 5 provides a comparison of different wider mask ratios. Notably, MDT-A2G-B achieves optimal performance with a mask ratio of 40%. A higher mask ratio might limit the network to reconstructing masked features, reducing diversity. Our experiments show that using varied mask ratios, instead of a fixed one, improves model robustness and adaptability across different scenarios. As shown in Table 7e, removing a wider range of mask ratios led to an increase in FGD to 47.75. Implementing variable mask ratios helps the network learn to reconstruct and generate features under varied levels of information availability, thereby improving its ability to handle real-world data.

Effectiveness of decoder depth. As shown in Table 7a, optimal results are obtained when the number of transformer blocks of decoder is set to 4. This suggests that using a deeper decoder enhances the ability to assimilate and process correlated information across different features, thereby improving overall model effectiveness.

Effectiveness of Side-Interpolator. Table 7b illustrates the impact of the side-interpolator on FGD Score. Side-Interpolator helps maintain uniformity in feature processing, which is critical for the accurate reconstruction of the input data. Additionally, as depicted in Table 7f, we investigate the effect of different number of side-interpolators. Optimal results are obtained with a single

side-interpolator. Increasing side-interpolators can homogenize semantic information between learnable masks and unmasked tokens, potentially reducing effective reconstruction of masked tokens, impairing feature differentiation, and degrading performance.

Effectiveness of masked shortcut. Table 7c shows our investigation into how masked shortcuts impact network performance. Incorporating masked shortcuts ensures that the learnable mask parameters in the side-interpolator do not interfere with unmasked tokens, facilitating more effective information flow. This design prevents the dilution of important features during encoding, enhancing the model's overall integrity and effectiveness.

Effectiveness of Full/Unmasked Features. As shown in Table 7d, we analyzed the scenario where only unmasked features are fed into the MDT, rather than both unmasked features and all features. This practice can inadvertently cause the network to focus on predicting the masked features, potentially harming performance. Balancing the masking process is crucial to optimize the network's ability to learn from both masked and unmasked features.

6 Conclusion

We introduce the novel MDT-A2G, a masked diffusion transformer for co-speech gesture generation. Benefited by the unique mask modeling scheme, MDT-A2G enhances stronger temporal and semantic relation learning among gestures, thereby accelerating the learning process. The integration of multi-modal information has proven effective in generating more realistic gestures. Besides, our efficient inference strategy has reduced denoising computation, resulting in a 5.7× speedup with minimal performance degradation. Experimental results confirm MDT-A2G's superiority in gesture generation, with significantly faster training and inference speeds than traditional counterparts. This research has bridged a significant gap in co-speech gesture generation, opening avenues for future studies.

7 LIMITATIONS

DiT showcases strong scalability in image generation, and we aim to explore similar scalability in the A2G domain. However, we haven't observed the benefits of MDT-A2G's scalability yet. One possible reason is insufficient training data; as network complexity grows, so should the dataset. These are hypotheses that require further validation.

References

- [1] Simon Alexanderson, Rajmund Nagy, Jonas Beskow, and Gustav Eje Henter. 2023. Listen, denoise, action! audio-driven motion synthesis with diffusion models. *ACM Transactions on Graphics (TOG)* 42, 4 (2023), 1–20.
- [2] Tenglong Ao, Zeyi Zhang, and Libin Liu. 2023. Gesturediffuclip: Gesture diffusion model with clip latents. *ACM Transactions on Graphics (TOG)* 42, 4 (2023), 1–18.
- [3] Junming Chen, Yunfei Liu, Jianan Wang, Ailing Zeng, Yu Li, and Qifeng Chen. 2024. Diffshg: A diffusion-based approach for real-time speech-driven holistic 3d expression and gesture generation. *arXiv preprint arXiv:2401.04747* (2024).
- [4] Junsong Chen, Jincheng Yu, Chongjian Ge, Lewei Yao, Enze Xie, Yue Wu, Zhongdao Wang, James Kwok, Ping Luo, Huchuan Lu, et al. 2023. PixArt- α : Fast Training of Diffusion Transformer for Photorealistic Text-to-Image Synthesis. *arXiv preprint arXiv:2310.04426* (2023).
- [5] Sanyuan Chen, Chengyi Wang, Zhengyang Chen, Yu Wu, Shujie Liu, Zhuo Chen, Jinyu Li, Naoyuki Kanda, Takuya Yoshioka, Xiong Xiao, Jian Wu, Long Zhou, Shuo Ren, Yanmin Qian, Yao Qian, Jian Wu, Michael Zeng, and Furu Wei. 2021. WavLM: Large-Scale Self-Supervised Pre-training for Full Stack Speech Processing. (2021). *arXiv:2110.13900* [cs.CL]
- [6] Kiran Chhatre, Radek Daněček, Nikos Athanasios, Giorgio Becherini, Christopher Peters, Michael J Black, and Timo Bolkart. 2023. Emotional Speech-driven 3D Body Animation via Disentangled Latent Diffusion. *arXiv preprint arXiv:2312.04466* (2023).
- [7] Jonathan Crabbé and Mihaela Van Der Schaar. 2021. Explaining time series predictions with dynamic masks. In *International Conference on Machine Learning*. PMLR, 2166–2177.
- [8] Jacob Devlin, Ming-Wei Chang, Kenton Lee, and Kristina Toutanova. 2018. Bert: Pre-training of deep bidirectional transformers for language understanding. *arXiv preprint arXiv:1810.04805* (2018).
- [9] Shanghua Gao, Pan Zhou, Ming-Ming Cheng, and Shuicheng Yan. 2023. Masked diffusion transformer is a strong image synthesizer. In *Proceedings of the IEEE/CVF International Conference on Computer Vision*. 23164–23173.
- [10] Shanghua Gao, Pan Zhou, Ming-Ming Cheng, and Shuicheng Yan. 2023. MDTv2: Masked Diffusion Transformer is a Strong Image Synthesizer. *arXiv preprint arXiv:2303.14389* (2023).
- [11] Shiry Ginosar, Amir Bar, Gefen Kohavi, Caroline Chan, Andrew Owens, and Jitendra Malik. 2019. Learning individual styles of conversational gesture. In *Proceedings of the IEEE/CVF Conference on Computer Vision and Pattern Recognition*. 3497–3506.
- [12] Kaiming He, Xinlei Chen, Saining Xie, Yanghao Li, Piotr Dollár, and Ross Girshick. 2022. Masked autoencoders are scalable vision learners. In *Proceedings of the IEEE/CVF conference on computer vision and pattern recognition*. 16000–16009.
- [13] Po-Yao Huang, Hu Xu, Juncheng Li, Alexei Baevski, Michael Auli, Wojciech Galuba, Florian Metze, and Christoph Feichtenhofer. 2022. Masked autoencoders that listen. *Advances in Neural Information Processing Systems* 35 (2022), 28708–28720.
- [14] Jihoon Kim, Jiseob Kim, and Sungjoon Choi. 2023. Flame: Free-form language-based motion synthesis & editing. In *Proceedings of the AAAI Conference on Artificial Intelligence*, Vol. 37. 8255–8263.
- [15] Diederik P Kingma and Max Welling. 2013. Auto-encoding variational bayes. *arXiv preprint arXiv:1312.6114* (2013).
- [16] Zhifeng Kong, Wei Ping, Jiayi Huang, Kexin Zhao, and Bryan Catanzaro. 2020. DiffWave: A Versatile Diffusion Model for Audio Synthesis. In *International Conference on Learning Representations*.
- [17] Zhenzhong Lan, Mingda Chen, Sebastian Goodman, Kevin Gimpel, Piyush Sharma, and Radu Soricut. 2019. Albert: A lite bert for self-supervised learning of language representations. *arXiv preprint arXiv:1909.11942* (2019).
- [18] Hsin-Ying Lee, Xiaodong Yang, Ming-Yu Liu, Ting-Chun Wang, Yu-Ding Lu, Ming-Hsuan Yang, and Jan Kautz. 2019. Dancing to music. *Advances in neural information processing systems* 32 (2019).
- [19] Jing Li, Di Kang, Wenjie Pei, Xuefei Zhe, Ying Zhang, Zhenyu He, and Linchao Bao. 2021. Audio2gestures: Generating diverse gestures from speech audio with conditional variational autoencoders. In *Proceedings of the IEEE/CVF International Conference on Computer Vision*. 11293–11302.
- [20] Ruilong Li, Shan Yang, David A Ross, and Angjoo Kanazawa. 2021. Ai choreographer: Music conditioned 3d dance generation with aist++. In *Proceedings of the IEEE/CVF International Conference on Computer Vision*. 13401–13412.
- [21] Haiyang Liu, Naoya Iwamoto, Zihao Zhu, Zhengqing Li, You Zhou, Elif Bozkurt, and Bo Zheng. 2022. DisCo: Disentangled Implicit Content and Rhythm Learning for Diverse Co-Speech Gestures Synthesis. In *Proceedings of the 30th ACM International Conference on Multimedia*.
- [22] Haiyang Liu, Zihao Zhu, Giorgio Becherini, Yichen Peng, Mingyang Su, You Zhou, Naoya Iwamoto, Bo Zheng, and Michael J Black. 2023. EMAGE: Towards Unified Holistic Co-Speech Gesture Generation via Masked Audio Gesture Modeling. *arXiv preprint arXiv:2401.00374* (2023).
- [23] Haiyang Liu, Zihao Zhu, Naoya Iwamoto, Yichen Peng, Zhengqing Li, You Zhou, Elif Bozkurt, and Bo Zheng. 2022. Beat: A large-scale semantic and emotional multi-modal dataset for conversational gestures synthesis. In *European conference on computer vision*. Springer, 612–630.
- [24] Xian Liu, Qianyi Wu, Hang Zhou, Yinghao Xu, Rui Qian, Xinyi Lin, Xiaowei Zhou, Wayne Wu, Bo Dai, and Bolei Zhou. 2022. Learning Hierarchical Cross-Modal Association for Co-Speech Gesture Generation. In *Proceedings of the IEEE/CVF Conference on Computer Vision and Pattern Recognition*. 10462–10472.
- [25] Xin Ma, Yaohui Wang, Gengyun Jia, Xinyuan Chen, Ziwei Liu, Yuan-Fang Li, Cunjian Chen, and Yu Qiao. 2024. Latte: Latent diffusion transformer for video generation. *arXiv preprint arXiv:2401.03048* (2024).
- [26] Tomas Mikolov, Edouard Grave, Piotr Bojanowski, Christian Puhres, and Armand Joulin. 2018. Advances in Pre-Training Distributed Word Representations. In *Proceedings of the International Conference on Language Resources and Evaluation (LREC 2018)*.
- [27] Shentong Mo, Enze Xie, Ruihang Chu, Lanqing Hong, Matthias Niessner, and Zhenguo Li. 2024. Dit-3d: Exploring plain diffusion transformers for 3d shape generation. *Advances in Neural Information Processing Systems* 36 (2024).
- [28] Mang Ning, Mingxiao Li, Jianlin Su, Albert Ali Salah, and Iltir Onal Ertugrul. 2023. Elucidating the exposure bias in diffusion models. *arXiv preprint arXiv:2308.15321* (2023).
- [29] William Peebles and Saining Xie. 2023. Scalable diffusion models with transformers. In *Proceedings of the IEEE/CVF International Conference on Computer Vision*. 4195–4205.
- [30] Jiaming Song, Chenlin Meng, and Stefano Ermon. 2020. Denoising diffusion implicit models. *arXiv preprint arXiv:2010.02502* (2020).
- [31] Guy Tevet, Sigal Raab, Brian Gordon, Yoni Shafir, Daniel Cohen-or, and Amit Haim Bermano. 2022. Human Motion Diffusion Model. In *The Eleventh International Conference on Learning Representations*.
- [32] Zhan Tong, Yibing Song, Jue Wang, and Limin Wang. 2022. Videomae: Masked autoencoders are data-efficient learners for self-supervised video pre-training. *Advances in neural information processing systems* 35 (2022), 10078–10093.
- [33] Sen Wang, Jiangning Zhang, Weijian Cao, Xiaobin Hu, Moran Li, Xiaozhong Ji, Xin Tan, Mengtian Li, Zhifeng Xie, Chengjie Wang, et al. 2024. MMofusion: Multi-modal Co-Speech Motion Generation with Diffusion Model. *arXiv preprint arXiv:2403.02905* (2024).
- [34] Sicheng Yang, Zilin Wang, Zhiyong Wu, Minglei Li, Zhensong Zhang, Qiaochu Huang, Lei Hao, Songcen Xu, Xiaofei Wu, Changpeng Yang, et al. 2023. Unifiedgesture: A unified gesture synthesis model for multiple skeletons. In *Proceedings of the 31st ACM International Conference on Multimedia*. 1033–1044.
- [35] Sicheng Yang, Zhiyong Wu, Minglei Li, Zhensong Zhang, Lei Hao, Weihong Bao, Ming Cheng, and Long Xiao. 2023. DiffuseStyleGesture: stylized audio-driven co-speech gesture generation with diffusion models. In *Proceedings of the Thirty-Second International Joint Conference on Artificial Intelligence*. 5860–5868.
- [36] Sicheng Yang, Zunnan Xu, Haiwei Xue, Yongkang Cheng, Shaoli Huang, Mingming Gong, and Zhiyong Wu. 2024. Freetalker: Controllable Speech and Text-Driven Gesture Generation Based on Diffusion Models for Enhanced Speaker Naturalness. In *ICASSP 2024 - 2024 IEEE International Conference on Acoustics, Speech and Signal Processing (ICASSP)*.
- [37] Sicheng Yang, Haiwei Xue, Zhensong Zhang, Minglei Li, Zhiyong Wu, Xiaofei Wu, Songcen Xu, and Zonghong Dai. 2023. The DiffuseStyleGesture+ entry to the GENE Challenge 2023. In *Proceedings of the 25th International Conference on Multimodal Interaction*.
- [38] Hongwei Yi, Hualin Liang, Yifei Liu, Qiong Cao, Yandong Wen, Timo Bolkart, Dacheng Tao, and Michael J Black. 2023. Generating holistic 3d human motion from speech. In *Proceedings of the IEEE/CVF Conference on Computer Vision and Pattern Recognition*. 469–480.
- [39] Youngwoo Yoon, Bok Cha, Joo-Haeng Lee, Minsu Jang, Jaeyeon Lee, Jaehong Kim, and Geehyuk Lee. 2020. Speech gesture generation from the trimodal context of text, audio, and speaker identity. *ACM Transactions on Graphics (TOG)* 39, 6 (2020), 1–16.
- [40] Mingyuan Zhang, Zhongang Cai, Liang Pan, Fangzhou Hong, Xinying Guo, Lei Yang, and Ziwei Liu. 2024. Motiondiffuse: Text-driven human motion generation with diffusion model. *IEEE Transactions on Pattern Analysis and Machine Intelligence* (2024).
- [41] Lingting Zhu, Xian Liu, Xuanyu Liu, Rui Qian, Ziwei Liu, and Lequan Yu. 2023. Taming diffusion models for audio-driven co-speech gesture generation. In *Proceedings of the IEEE/CVF Conference on Computer Vision and Pattern Recognition*. 10544–10553.