

Online-Score-Aided Federated Learning: Taming the Resource Constraints in Wireless Networks

Md Ferdous Pervej, *Member, IEEE*, Minseok Choi, *Member, IEEE*, and Andreas F. Molisch, *Fellow, IEEE*

Abstract—While federated learning (FL) is a widely popular distributed machine learning (ML) strategy that protects data privacy, time-varying wireless network parameters and heterogeneous configurations of the wireless devices pose significant challenges. Although the limited radio and computational resources of the network and the clients, respectively, are widely acknowledged, two critical yet often ignored aspects are (a) wireless devices can only dedicate a small chunk of their limited storage for the FL task and (b) new training samples may arrive in an online manner in many practical wireless applications. Therefore, we propose a new FL algorithm called online-score-aided federated learning (OSAFL), specifically designed to learn tasks relevant to wireless applications under these practical considerations. Since clients' local training steps differ under resource constraints, which may lead to client drift under statistically heterogeneous data distributions, we leverage normalized gradient similarities and exploit weighting clients' updates based on optimized scores that facilitate the convergence rate of the proposed OSAFL algorithm without incurring any communication overheads to the clients or requiring any statistical data information from them. Our extensive simulation results on two different datasets with four popular ML models validate the effectiveness of OSAFL compared to five modified state-of-the-art FL baselines.

Index Terms—Federated learning, resource constrained learning, wireless applications, wireless networks.

I. INTRODUCTION

THE widely popular federated learning (FL) [1] is a distributed machine learning (ML) approach that enables training an ML model $\mathbf{w} \in \mathbb{R}^N$, where N is the number of parameters, across distributed clients' local datasets. A central server (CS) typically broadcasts the model to $\mathcal{U} = \{u\}_{u=0}^{U-1}$ clients, who then train the received model on their respective local dataset \mathcal{D}_u to minimize the following loss function.

$$f_u(\mathbf{w}|\mathcal{D}_u) := (1/|\mathcal{D}_u|) \sum_{(\mathbf{x},y) \in \mathcal{D}_u} l(\mathbf{w}|\mathbf{x},y), \quad (1)$$

where $l(\mathbf{w}|\mathbf{x},y)$ is the loss associated to training sample (\mathbf{x},y) . Moreover, \mathbf{x} and y are the training feature and label, respectively. As such, an FL algorithm is designed to train \mathbf{w} distributively by optimizing the following [1].

$$\underset{\mathbf{w}}{\text{minimize}} \quad f(\mathbf{w}|\mathcal{D}) := \sum_{u=0}^{U-1} \alpha_u f_u(\mathbf{w}|\mathcal{D}_u), \quad (2)$$

where $0 \leq \alpha_u \leq 1$ with $\sum_{u=0}^{U-1} \alpha_u = 1$ and $\mathcal{D} = \bigcup_{u=0}^{U-1} \mathcal{D}_u$. Since a client's loss function $f_u(\mathbf{w}|\mathcal{D}_u)$ depends on its local dataset \mathcal{D}_u and the global loss function $f(\mathbf{w}|\mathcal{D})$ is a weighted combination of the clients' loss functions, clients' datasets

directly impact the global loss function: non-IID (independent and identically distributed) data distributions cause statistical data heterogeneity, which negatively affects this loss function.

While FL in wireless networks is particularly attractive since the clients do not need to offload their privacy-sensitive data to the CS, resource constraints from the client and network sides need to be acknowledged [2]. One fundamental assumption in typical FL is that the client has a static dataset \mathcal{D}_u , which is readily available before training begins. However, \mathcal{D}_u may not be static and/or readily available in many practical applications [3], [4]. Moreover, the statistical data distributions of the clients may not necessarily remain static. The training samples can arrive in a causal manner [3]–[5] in many applications. This is particularly true for many wireless applications, such as integrated sensing and communication (ISAC) [6], temporal/online channel state information (CSI) prediction [7], demand predictions in video caching network [3], simultaneous localization and mapping [8], wearable sensors [9], etc.

The limited storage sizes of the clients create another major concern in devising an efficient FL solution in wireless networks. In particular, owing to the limited storage, clients can only store a limited number of training samples. Client devices are not solely expected to store these training samples and the ML model: these devices also store different files that are generated/saved by the users and operational files for the operating system (OS). Therefore, only a small chunk of the limited storage can be used for the FL task. This can exacerbate the learning process, especially when the clients have very limited storage, e.g., Internet of Things (IoT) devices. As such, clients may need to remove old samples to make space for newly arrived samples. Therefore, the deleted samples will be lost forever.

A time-varying dataset and ephemeral utilization of some training samples can lead to severe performance degradation compared to general model training with a stationary dataset that seeks to minimize the loss function in (1). Under data scarcity, some changes in the client's dataset \mathcal{D}_u during a training round may shift the statistical data distribution and the local optimizer's trajectory, creating instability in the prediction performance. For example, Fig. 1 shows the performance comparisons of the traditional centralized mini-batch stochastic gradient descent (SGD) algorithm [10] on the popular CIFAR-10 dataset [11] with a simple convolutional neural network (CNN) model: the simulation details are left in the supplementary materials due to page limitations. The empirical performance makes the performance deviations and instability clear when \mathcal{D}_u changes over time. Therefore, when \mathcal{D}_u can change over the training time, we need to pay special attention and customize the learning algorithms. Besides, since the existing FL algorithms mainly consider static datasets, they

This work was supported by NSF-IITP Project 2152646.

Md Ferdous Pervej and Andreas F. Molisch are with the Ming Hsieh Department of Electrical and Computer Engineering, University of Southern California, Los Angeles, CA 90089 USA (e-mail: pervej@usc.edu; molisch@usc.edu).

Minseok Choi is with the Department of Electronic Engineering, Kyung Hee University, Republic of South Korea (email: choims@khu.ac.kr)

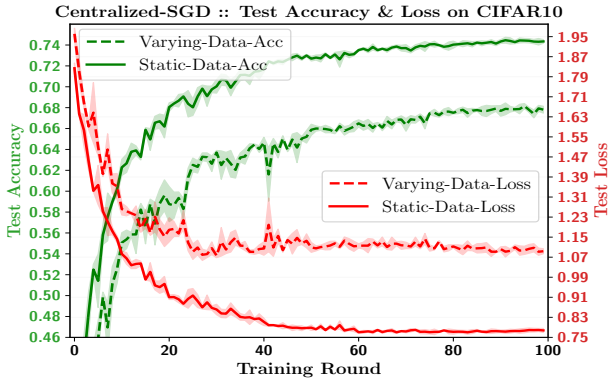


Fig. 1: Static vs. time varying datasets: test metrics comparisons on CIFAR-10 dataset [11]

may perform poorly in such practical resource-constrained cases. As such, any change in training datasets due to new sample arrival and old sample departure to accommodate the fixed memory storage of the clients necessitates new theoretical analysis and new FL learning algorithms. Moreover, the ML model size can vary depending on the application, leading some clients to store only a few training samples in their remaining storage. As such, keeping the dataset static by ignoring the newly arrived samples and training the model on these few samples may not sufficiently capture the data distribution change over time, which can degrade the test performance.

A. State-of-the-Art FL Algorithms

The so-called federated averaging (FedAvg) algorithm [1] paved the way for privacy-preserving FL. This seminal work considers that distributed clients train a global model in their local datasets for an equal number of local rounds and offload the trained model parameters to the central server. However, this is not practical in many cases where system heterogeneity can introduce stragglers. Besides, under non-IID (independent and identically distributed) data distribution, client u 's \mathcal{D}_u statistically differ from client u' 's $\mathcal{D}_{u'}$ which introduces client-drift in FedAvg [12].

Following FedAvg, many works [12]–[16] proposed ways to address the issues of system and data heterogeneity. FedProx [13] mitigates the straggler effect by allowing partially locally trained model aggregation and adding a proximal term to the local objective function in order to keep the local model parameter close to the initially received global model. [12] mitigates client drifts using local control variates. More specifically, in order to control the drift, a correctional variate is added to the client's updated gradient to find the updated local model. The problem of system heterogeneity was further explored in federated normalized averaging (FedNova) [14]. This pioneering work advocates aggregating clients' normalized trained gradients instead of using their raw trained gradients to find the global model. The normalized gradients are also used in the global aggregation policy in anarchic federated averaging (AFA) to handle the data and system heterogeneity [15]. Recently, federated learning with

discrepancy-aware collaboration (FedDisco) also considered normalized gradients with label/class distribution discrepancies to find global aggregation weights [16].

B. State-of-the-Art FL in Wireless Networks

Many recent studies [17]–[21] customize the above general FL algorithms and train them in wireless networks. Most noticeably, the intertwined wireless networking and FL parameters are often optimized jointly when the ML model is exchanged between the clients and CS using the time-varying wireless fading channels between the clients and base station (BS)¹ [17]–[21]. While these studies assume the resources are optimized for performing the FL training in a coordinated fashion where the models are exchanged in every FL training round, some variations of these assumptions also exist. [22] proposed a model-ensemble-based FL framework where clients with similar data distributions are kept in a cluster, and each such cluster acts as a parameter server to train a cluster model using the associated clients. During the training phase, the clusters train their respective models without any global aggregation. However, an ensemble model is generated from the trained cluster models during the inference phase. It is also common to allocate resources to facilitate FL in wireless networks [23], [24]. Clients' transmit powers can be optimized to maximize signal-to-interference-plus-noise ratio to ensure model parameters are received at the BS [23]. Besides, resource costs for model training and benefits from such training—in terms of model accuracy—can be assessed in order to proportionately allocate network and computing resources to achieve a certain level of accuracy [24].

Due to practical resource constraints in wireless networks and on the client side, all clients may not participate in model training in every global round, which motivates partial client selection for model training [3], [25]–[28]. In our earlier work [3], we proposed a resource-aware hierarchical federated learning (HFL) with partial client participation, where clients were selected to optimize a weighted objective function that strikes a balance between the number of local SGD steps and the corresponding energy expense. [25] used a heuristic method to configure client scheduling, client's local training rounds, and radio resource allocations jointly to train a FedAvg-based algorithm in wireless network. Data quality was quantified by data volume and label heterogeneity in [26], which was then leveraged to select subset clients for model training. Partial client participation was also optimized in [27], where the clients' trained local models were used for updating the global model when the uplink transmissions from the clients were error-free, whereas the previous round's global model was reused when the uplink transmissions were erroneous. Recently, [28] not only considered partial client selection for FL in resource-constrained wireless networks but also proposed partial model aggregations: only a few layers of the entire model are exchanged and aggregated.

Model pruning [29] and quantization [30] are the other two prominent avenues to alleviate clients' limited computational

¹These studies assume the BS acts as the CS or the BS works as the medium to transport the model parameters between the clients and CS.

power and communication overheads. While model pruning and model quantization are intended to mitigate resource constraints and leverage similar ideas, they differ largely in theory. In model pruning, some of the neurons of the ML models are pruned to reduce the training overhead. In contrast, all parameters are quantized in model quantization, and the training happens with the quantized parameters. Naturally, some recent works [31]–[34] utilized these concepts for performing FL in wireless networks. In particular, [31], [32] propose leveraging model pruning and optimizing the pruning ratio based on available resources at the client and network sides. Besides, [33] and [34] advocate choosing the quantization levels according to the available wireless and computation resources.

C. Research Gaps and Our Contributions

The above studies established how system heterogeneity and constrained wireless network resources necessitate jointly optimizing the resources from the client and network sides. One fundamental parameter is how many local training steps a client can perform before it needs to send the trained model to the CS. Based on available resources and network conditions, this number can differ significantly. However, the above studies still consider static datasets, assuming all training data are readily available. This is certainly not the case in many practical systems that have clients with very limited storage capacities. This mandates proper data management and modified algorithms to capture the impact of the ephemeral training samples on the trained model parameters. In this paper, we, therefore, propose an online-score-aided federated learning (OSAF_L) algorithm to address these shortcomings. Our key contributions are summarized below.

- We design a new algorithm—called OSAFL—that especially considers time-varying and resource-constrained characteristics of the underlying wireless networks and the clients, assuming that the clients perform their local training steps depending on their resources and remove old training samples to make space for new ones.
- In order to handle system and data heterogeneity, we utilize the normalized trained gradients in the global model aggregation policy and leverage gradient similarity as a measure to capture the impact of the ephemeral training samples on the local gradient. More specifically, our theoretical convergence analysis clearly illustrates how non-IID data distribution across clients and data distribution shifts within each client affect the global gradient. To that end, the CS optimizes weighting factors that are utilized to update the global model based on the theoretical findings under the assumption that neither the distribution of the client’s data nor their system configurations are known at the CS due to privacy concerns.
- Through extensive simulations, we validate the performance of the proposed OSAFL algorithm on video caching task [3] using four popular ML models and five modified state-of-the-art FL baselines.

The rest of the paper is organized as follows. We first discuss the preliminaries of FL in resource-constrained wireless

networks with time-varying datasets in Section II. Then, we introduce our OSAFL algorithm in Section III, followed by an extensive theoretical analysis of it in Section IV. Section V presents our empirical results and discussions. Finally, Section VI concludes the paper.

II. FL IN CONSTRAINED WIRELESS NETWORKS WITH TIME-VARYING DATASETS: PRELIMINARIES

In this work, we consider that wireless devices act as clients, and the CS is embedded into the clients’ serving BS.

A. Dataset Acquisition for Model Training

Since wireless devices have limited resources, we consider that the clients can only dedicate a small chunk of their storage to store the ML model and training samples. Without any loss of generality, denote the maximum number of training data samples that client u can store by D_u . Besides, each client has its own initial dataset $\mathcal{D}_u^{t=0}$, where $|\mathcal{D}_u^t| = D_u$, $|\cdot|$ represents the cardinality of a set and t represents the t^{th} FL round². We assume that the clients have non-IID label distributions, i.e., the label distributions across clients are different. Furthermore, we assume that each client can have at most E_u new training samples between two consecutive FL rounds. In particular, each client has certain probabilities of getting samples from the total labels/classes in the dataset. While we assume these probabilities remain fixed throughout the training time, the instantaneous label distributions are still stochastic and can change during each training round. For example, in Fig. 2, we show the percentages of the initial top-2 and least-2 files in a video caching dataset introduced in [3]. In this dataset, the clients have fixed parameters (e.g., genre preference, popularity-preference trade-offs, etc.), and new samples arrive following a certain probability $p_{u,ac}$. We interpret this as E_u possible sample arrival slots between two FL rounds. In each of these arrival slots, the new sample arrival is modeled as an independent *Bernoulli* distribution with *success probability* $p_{u,ac}$. As such, the total number of new training samples between two FL rounds can be modeled as a *Binomial* distribution with parameters $(E_u, p_{u,ac})$.

As each client can only store D_u training samples, when a new training sample arrives, the client must remove an old training sample to make space for the newly arrived sample. This removal process can follow different techniques. For example, a simple approach, which is also used in this work, is removing the oldest training sample in the dataset following a *first-in-first-out* (FIFO) policy³. We consider $E_u < D_u$, and the dataset is only updated before the start of a new global round. In practice, the arrived sample can be held in a temporary buffer, and the dataset can be updated only once before a new global round starts. Therefore, the training dataset \mathcal{D}_u^t remains unchanged until the next, i.e., $(t+1)^{\text{th}}$ FL round begins.

²By the term FL round, we mean the *global* round of an FL algorithm, which is essentially a single step of any FL algorithm.

³Other policies can also be incorporated easily.

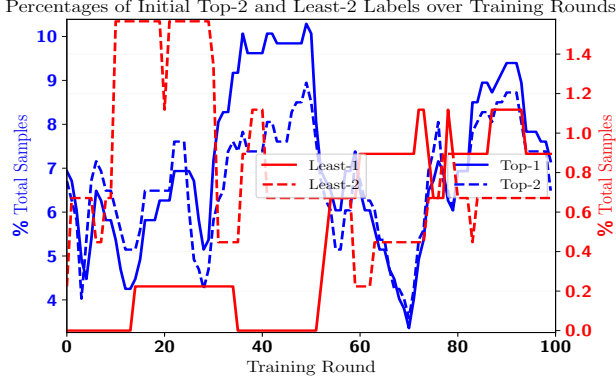


Fig. 2: Change in (label) distributions in different training rounds for a particular user: video caching dataset [3]

B. FL with Time Varying Datasets

Let us denote the global model during global round t by \mathbf{w}^t . Since dataset \mathcal{D}_u^t is time-varying, with the FedAvg algorithm [1], the CS aims to minimize the following objective function in each FL round.

$$f(\mathbf{w}^t | \mathcal{D}^t) := \sum_{u=0}^{U-1} \alpha_u f_u(\mathbf{w}^t | \mathcal{D}_u^t), \quad (3)$$

where $\mathcal{D}^t := \bigcup_{u=0}^{U-1} \mathcal{D}_u^t$ and $f_u(\mathbf{w} | \mathcal{D}_u^t)$ is the local objective function of client u , which is defined as

$$f_u(\mathbf{w} | \mathcal{D}_u^t) := (1/|\mathcal{D}_u^t|) \sum_{(\mathbf{x}, y) \in \mathcal{D}_u^t} l(\mathbf{w} | (\mathbf{x}, y)). \quad (4)$$

Notice that the local and global objective functions with the dynamic datasets differ from the objective function in the general static case, as shown in (1) and (2), respectively.

We note that *regret* analysis is another popular strategy in online learning (see [35] and the references therein). The *regret* is usually defined as the cumulative loss difference between the model \mathbf{w}^t that we get during the global rounds t and the optimal model \mathbf{w}^* , which can be known in hindsight after performing all T global rounds. However, our objective in this paper is to investigate how the global gradient, i.e., the gradient of (3), evolves in each round t and to investigate how we can design an efficient algorithm when the local data distributions on top of non-IID label distributions across clients varies over time in practical resource-constrained wireless networks.

C. Joint Resource Optimization Under Resource Constraints

We assume that the clients have a fixed deadline, denoted by t_{th} , and a limited energy budget, denoted by $e_{u,bd}$, to perform local model computation and trained model offloading. As such, the clients need to explicitly consider the overheads for local model training and offloading in order to determine the number of local SGD rounds, denoted by κ_u^t , that they can perform during global round t to minimize (4). Each client can calculate the associated computation time and energy overheads as [3] $t_{u,cp}^t := (n\bar{n}c_us_u \times \kappa_u^t) / \bar{f}_u^t$ and $e_{u,cp}^t := 0.5vn\bar{n}c_us_u(\bar{f}_u^t)^2 \times \kappa_u^t$, respectively, where n is the number of mini-batches, \bar{n} is the mini-batch size, c_u is the number of central processing unit (CPU) cycles to compute 1-bit data, s_u is the data sample size in bits, \bar{f}_u^t is the CPU cycle,

and v is the effective capacitance of the CPU chip. Besides, they calculate the offloading time and energy overheads as [3] $t_{u,up}^t := \frac{N(FPP+1)}{\omega \log_2 \left(1 + \frac{\Xi_u^t \Gamma_u^t p_u^t}{\omega \xi^2} \right)}$ and $e_{u,up}^t := t_{u,up}^t \cdot p_u^t$, respectively,

where FPP, ω , Ξ_u^t , Γ_u^t , p_u^t and ξ^2 are the floating point precision, bandwidth size, large-scale path loss, log-Normal shadowing, transmission power and noise variance.

1) *Problem Formulation*: Given the fixed deadline and energy constraints, each client then solves the following problem to determine the optimal local rounds, CPU frequency, and uplink transmission power.

$$\max_{\kappa_u^t, \bar{f}_u^t, p_u^t} \frac{\varepsilon \cdot \kappa_u^t}{0.5vn\bar{n}c_us_u(\bar{f}_u^t)^2} + \frac{(1-\varepsilon) \cdot \omega \log_2 \left(1 + \frac{\Xi_u^t \Gamma_u^t p_u^t}{\omega \xi^2} \right)}{p_u^t} \quad (5)$$

$$\text{s.t. } 0 \leq \kappa_u^t \leq \kappa, \quad (5a)$$

$$0 \leq p_u^t \leq p_{u,max}, \quad (5b)$$

$$0 \leq \bar{f}_u^t \leq \bar{f}_{u,max}, \quad (5c)$$

$$e_{u,cp}^t + e_{u,up}^t \leq e_{bd}, \quad (5d)$$

$$t_{u,cp}^t + t_{u,up}^t \leq t_{th}, \quad (5e)$$

where $\varepsilon \in [0, 1]$ is a weighting parameter that strikes a balance between the energy expense associated with the local model training and the corresponding energy efficiency for offloading the trained model. Besides, the constraints are enforced to ensure local SGD steps, transmission power, CPU frequency, total energy overheads, and total time overheads are within the allowable upper limits.

Remark 1. Problem (5) seeks to jointly optimize local iteration, CPU frequency, and transmission power. The first part of the objective function considers the energy utilization for the local training, while the second part is the traditional energy efficiency that is often used in wireless communication. Intuitively, the client can find the optimal parameters to maximize its energy usage. This problem, however, is non-convex. In this work, we assume that each client has perfect CSI available and can iteratively solve (5). We stress that this problem can be solved in different ways, which is not particularly the key contribution of this work.

2) *Problem Transformations and Iterative Solution*: Since the original problem in (5) is not convex, we transform this problem into the following subproblems that we solve iteratively to approximately solve (5).

Optimize Local Rounds given CPU frequency and Transmission Power: Suppose that we have the CPU frequency $\bar{f}_u^{t,i}$ and the transmission power $p_u^{t,i}$. Then, we rewrite (5) as

$$\max_{\kappa_u^t} \frac{\varepsilon \cdot \kappa_u^t}{0.5vn\bar{n}c_us_u(\bar{f}_u^{t,i})^2} + \frac{\omega(1-\varepsilon) \log_2 \left(1 + \frac{\Xi_u^t \Gamma_u^t p_u^{t,i}}{\omega \xi^2} \right)}{p_u^{t,i}} \quad (6)$$

$$\text{subject to } 0 \leq \kappa_u^t \leq \kappa, \quad (6a)$$

$$0.5vn\bar{n}c_us_u \kappa_u^t (\bar{f}_u^{t,i})^2 + \frac{N(FPP+1) \cdot p_u^{t,i}}{\omega \log_2 \left(1 + \frac{\Xi_u^t \Gamma_u^t p_u^{t,i}}{\omega \xi^2} \right)} \leq e_{bd}, \quad (6b)$$

$$\frac{n\bar{n}c_u s_u \kappa_u^t}{\bar{f}_u^{t,i}} + \frac{N(\text{FPP}+1)}{\omega \log_2 \left(1 + \frac{\Xi_u^t \Gamma_u^t p_u^{t,i}}{\omega \xi^2}\right)} \leq t_{\text{th}}. \quad (6c)$$

Lemma 1. Given the $\bar{f}_u^{t,i}$ and $p_u^{t,i}$, the optimal κ_u^* of (6) is

$$\kappa_u^* = \min \{ \kappa, \min \{ \mathfrak{J}_1, \mathfrak{J}_2 \} \}, \quad (7)$$

$$\text{where } \mathfrak{J}_1 = \left[e_{\text{bd}} - \frac{N(\text{FPP}+1) \cdot p_u^{t,i}}{\omega \log_2 \left(1 + \frac{\Xi_u^t \Gamma_u^t p_u^{t,i}}{\omega \xi^2}\right)} \right] / \left[0.5 v n \bar{n} c_u s_u \left(\bar{f}_u^{t,i} \right)^2 \right]$$

$$\text{and } \mathfrak{J}_2 = \left(\bar{f}_u^{t,i} \left[t_{\text{th}} - \frac{N(\text{FPP}+1)}{\omega \log_2 \left(1 + \frac{\Xi_u^t \Gamma_u^t p_u^{t,i}}{\omega \xi^2}\right)} \right] \right) / (n \bar{n} c_u s_u).$$

Due to page limitations, the detailed proof of this and the subsequent Lemmas are left in the supplementary materials.

Optimize CPU Frequency given Local Rounds and Transmission Power: Given the κ_u^* and the transmission power $p_u^{t,i}$, we optimize the CPU frequency by transforming (5) as

$$\max_{\bar{f}_u^t} \frac{\varepsilon \cdot \kappa_u^*}{0.5 v n \bar{n} c_u s_u (\bar{f}_u^t)^2} + \frac{\omega (1 - \varepsilon) \log_2 \left(1 + \frac{\Xi_u^t \Gamma_u^t p_u^{t,i}}{\omega \xi^2}\right)}{p_u^{t,i}} \quad (8)$$

$$\text{subject to } 0 \leq \bar{f}_u^t \leq \bar{f}_{u,\text{max}}, \quad (8a)$$

$$0.5 v n \bar{n} c_u s_u \kappa_u^* (\bar{f}_u^t)^2 + \frac{N(\text{FPP}+1) \cdot p_u^{t,i}}{\omega \log_2 \left(1 + \frac{\Xi_u^t \Gamma_u^t p_u^{t,i}}{\omega \xi^2}\right)} \leq e_{\text{bd}}, \quad (8b)$$

$$\frac{n \bar{n} c_u s_u \kappa_u^*}{\bar{f}_u^t} + \frac{N(\text{FPP}+1)}{\omega \log_2 \left(1 + \frac{\Xi_u^t \Gamma_u^t p_u^{t,i}}{\omega \xi^2}\right)} \leq t_{\text{th}}. \quad (8c)$$

Lemma 2. Given κ_u^* and $p_u^{t,i}$, the optimal solution of (8) is

$$\bar{f}_u^{t*} = \frac{n \bar{n} c_u s_u \kappa_u^* \times \omega \log_2 \left(1 + \frac{\Xi_u^t \Gamma_u^t p_u^{t,i}}{\omega \xi^2}\right)}{t_{\text{th}} \times \omega \log_2 \left(1 + \frac{\Xi_u^t \Gamma_u^t p_u^{t,i}}{\omega \xi^2}\right) - N(\text{FPP}+1)}. \quad (9)$$

Optimize Transmission Power given Local Rounds and CPU Frequency: Given the local rounds κ_u^* and CPU frequency \bar{f}_u^{t*} , we optimize the transmission power by transforming (5) as

$$\max_{p_u^t} \frac{\varepsilon \cdot \kappa_u^*}{0.5 v n \bar{n} c_u s_u (\bar{f}_u^{t*})^2} + \frac{\omega (1 - \varepsilon) \log_2 \left(1 + \frac{\Xi_u^t \Gamma_u^t p_u^t}{\omega \xi^2}\right)}{p_u^t} \quad (10)$$

$$\text{subject to } 0 \leq p_u^t \leq p_{u,\text{max}}, \quad (10a)$$

$$0.5 v n \bar{n} c_u s_u \kappa_u^* (\bar{f}_u^{t*})^2 + \frac{N(\text{FPP}+1) \cdot p_u^t}{\omega \log_2 \left(1 + \frac{\Xi_u^t \Gamma_u^t p_u^t}{\omega \xi^2}\right)} \leq e_{\text{bd}}, \quad (10b)$$

$$p_u^t \geq \left[\omega \xi^2 \left(2 \left[\frac{N(\text{FPP}+1) \bar{f}_u^{t*}}{\omega (\bar{f}_u^{t*})^2 - n \bar{n} c_u s_u \kappa_u^*} \right] - 1 \right) \right] / (\Xi_u^t \Gamma_u^t). \quad (10c)$$

This optimization problem is, however, non-convex. We, therefore, rewrite the approximate problem by transforming the non-convex terms as

$$\max_{p_u^t} \frac{\varepsilon \cdot \kappa_u^*}{0.5 v n \bar{n} c_u s_u (\bar{f}_u^{t*})^2} + (1 - \varepsilon) \tilde{e}_u^t \quad (11)$$

Algorithm 1: Iterative Solution for Local Resource Optimization

Input: Initial points $\bar{f}_u^{t,i=0}$ and $p_u^{t,i=0}$; $i = 0$, total iteration I , precision level ϖ_1

2 Repeat:

3 $i \leftarrow i + 1$

4 Use $\bar{f}_u^{t,i-1}$ and $p_u^{t,i-1}$ to get κ_u^* using (7)

5 Use κ_u^* and $p_u^{t,i-1}$ to get \bar{f}_u^{t*} using (9)

6 Set $\bar{f}_u^{t,i} \leftarrow \bar{f}_u^{t*}$

7 Use κ_u^* and $\bar{f}_u^{t,i}$ to get p_u^{t*} upon solving (11)

8 Set $p_u^{t,i} \leftarrow p_u^{t*}$

9 **Until** converge with precision ϖ_1 or $i = I$

Output: optimized local round κ_u^* , CPU frequency \bar{f}_u^{t*} and transmission power p_u^{t*}

$$\text{subject to } 0 \leq p_u^t \leq p_{u,\text{max}}, \quad (11a)$$

$$0.5 v n \bar{n} c_u s_u \kappa_u^* (\bar{f}_u^{t*})^2 + \tilde{e}_u^t \leq e_{\text{bd}}, \quad (11b)$$

$$p_u^t \geq \left[\omega \xi^2 \left(2 \left[\frac{N(\text{FPP}+1) \bar{f}_u^{t*}}{\omega (\bar{f}_u^{t*})^2 - n \bar{n} c_u s_u \kappa_u^*} \right] - 1 \right) \right] / [\Xi_u^t \Gamma_u^t], \quad (11c)$$

where \tilde{e}_u^t and \bar{e}_u^t are given in (12) and (13), respectively, where $p_u^{t,i,j}$ is an initial feasible point. We use a simple successive convex approximation (SCA) algorithm, which is left in the supplementary materials to solve (11).

Given the above sub-problems, we iteratively solve the problem (5) using the solutions for these sub-problems. The detailed steps are summarized in Algorithm 1.

III. PROPOSED ONLINE-SCORE-AIDED FL ALGORITHM FOR WIRELESS APPLICATIONS

A. Proposed Online-Score-Aided FL (OSAFL) Algorithm

When the client's dataset \mathcal{D}_u^t is time-varying, a mere modification of the global objective function (2) may not be sufficient to capture the intricate impact of the ephemeral training samples in the global model's performance. As such, we present our proposed OSAFL algorithm in what follows.

1) *Online-Score-Aided FL (OSAFL) Algorithm:* At the beginning of each global round, each client receives the updated global model \mathbf{w}^t from the CS and synchronizes the local model as

$$\mathbf{w}_u^{t,0} \leftarrow \mathbf{w}^t, \quad (14)$$

The clients then solve problem (5) to determine local training rounds and other optimization parameters, followed by performing κ_u^t local mini-batch SGD steps on their local datasets to minimize (4). As such, the clients then updates their models as

$$\mathbf{w}_u^{t,\kappa_u^t} = \mathbf{w}_u^{t,0} - \eta \sum_{\tau=0}^{\kappa_u^t-1} g_u(\mathbf{w}_u^{t,\tau} | \mathcal{D}_u^t), \quad (15)$$

where $g_u(\mathbf{w}_u^{t,\tau} | \mathcal{D}_u^t)$ is the unbiased stochastic gradient of client u and η is the local learning rate.

Once the clients finish their local training, they calculate the normalized accumulated gradients as

$$\mathbf{d}_u^t := \frac{1}{\kappa_u^t} \sum_{\tau=0}^{\kappa_u^t-1} g_u(\mathbf{w}_u^{t,\tau} | \mathcal{D}_u^t) = \frac{\mathbf{w}_u^{t,0} - \mathbf{w}_u^{t,\kappa_u^t}}{\eta \kappa_u^t}. \quad (16)$$

$$\tilde{\mathbf{e}}_u^t = \frac{\omega}{\log(2)} \left[\frac{\log \left(1 + \frac{\Xi_u^t \Gamma_u^t p_u^{t,i,j}}{\omega \xi^2} \right)}{p_u^{t,i,j}} + \left(\frac{\Xi_u^t \Gamma_u^t}{p_u^{t,i,j} \times \omega \xi^2 \left(1 + \frac{\Xi_u^t \Gamma_u^t p_u^{t,i,j}}{\omega \xi^2} \right)} - \frac{\log \left(1 + \frac{\Xi_u^t \Gamma_u^t p_u^{t,i,j}}{\omega \xi^2} \right)}{(p_u^{t,i,j})^2} \right) [p_u^t - p_u^{t,i,j}] \right]. \quad (12)$$

$$\tilde{\mathbf{e}}_u^t = \frac{N \log(2) (\text{FPP} + 1)}{\omega \log \left(1 + \frac{\Xi_u^t \Gamma_u^t p_u^{t,i,j}}{\omega \xi^2} \right)} \left[p_u^{t,i,j} + \left(1 - \frac{\Xi_u^t \Gamma_u^t \cdot p_u^{t,i,j}}{\left\{ \log \left(1 + \frac{\Xi_u^t \Gamma_u^t p_u^{t,i,j}}{\omega \xi^2} \right) \right\} \times (\omega \xi^2 + \Xi_u^t \Gamma_u^t p_u^{t,i,j})} \right) [p_u^t - p_u^{t,i,j}] \right]. \quad (13)$$

The clients then send their \mathbf{d}_u^t to the CS. Note that normalized gradient is widely used during the global model aggregation instead of the original gradient in the presence of system and data heterogeneity [14]–[16].

The CS receives the updated \mathbf{d}_u^t from the clients and retains these updates, and then takes a global SGD step with a learning rate of $\tilde{\eta}$ to update the global model as

$$\mathbf{w}^{t+1} = \mathbf{w}^t - \tilde{\eta} \eta \sum_{u=0}^{U-1} \alpha_u \Delta_u^t \mathbf{d}_u^t = \mathbf{w}^t - \tilde{\eta} \eta \sum_{u=0}^{U-1} \alpha_u \tilde{\mathbf{d}}_u^t, \quad (17)$$

where $\tilde{\mathbf{d}}_u^t := \Delta_u^t \mathbf{d}_u^t$ and $\Delta_u^t \geq 0$ is a weighting factor⁴ that we call *score* of client u during round t . This *score* calculation shall depend on the theoretical analysis. Our considered strategy for Δ_u^t is presented in the sequel. Besides, we assume that the CS initiates $\mathbf{d}_u^{t=0} = \mathbf{w}^t / \eta$ at the beginning of the training and updates the clients contributions as it received it during the model aggregation time⁵. Moreover, due to this update policy, OSAFL minimizes the following surrogate global objective function instead of (3).

$$f(\mathbf{w}^t | \mathcal{D}^t) := \sum_{u=0}^{U-1} \alpha_u \Delta_u^t f_u(\mathbf{w}^t | \mathcal{D}_u^t). \quad (18)$$

Therefore, OSAFL seeks a sequence of global models $\mathbf{W}^* = \{\mathbf{w}^{0*}, \mathbf{w}^{1*}, \dots, \mathbf{w}^{T-1*}\}$ so that each \mathbf{w}^* in this sequence minimizes the above global loss function in that round t .

Algorithm 2 summarizes the key steps of the proposed OSAFL algorithm.

2) Gradient Similarities for Online Score Calculations:

As mentioned above and in Algorithm 2, the *score* of the clients plays a critical role in OSAFL. The *score* calculation is modeled as an optimization problem based on the theoretical convergence analysis of the proposed algorithm in the sequel, which considers gradient similarities. Let us define the accumulated normalized gradients at the CS during round t as

$$\mathbf{d}^t := \frac{1}{U} \sum_{u=0}^{U-1} \mathbf{d}_u^t. \quad (19)$$

⁴We calculate this score entirely differently than existing methods like in FedNova [14], which totally depends on the number of training rounds and data portion of the clients: the aggregation weights in FedNova [14] is $\frac{\alpha_u \kappa_u}{\sum_{u \in \mathcal{U}} \alpha_u \kappa_u}$, where $\alpha_u := \frac{D_u}{\sum_{u \in \mathcal{U}} D_u}$ and κ_u is the fixed number of local steps.

⁵Depending on the available resources, the contributions from a client can be stale, which may also affect the test performance. However, our focus in this work is solely on designing an online-score-aided solution for the online problem. We acknowledge that ideas like client scheduling to mitigate the impact of staleness can be helpful [36]. However, such directions are orthogonal to our idea and deserve a separate study.

Algorithm 2: Proposed Online-Score-Aided FL

Input: Initial global model \mathbf{w}^0 , client set \mathcal{U} , total global round T , local learning rate η , global learning rate $\tilde{\eta}$

- 1 Initiate clients update buffer $\mathbf{d} = \{\mathbf{w}^0 / \eta\}_{u=0}^{U-1}$
- 2 Initiate clients participation indicator $\mathbb{I}_u = 0$ for all $u \in \mathcal{U}$
- 3 **for** $t = 0$ to $T - 1$ **do**
- 4 **for** u in \mathcal{U} in parallel **do**
- 5 Client receives the latest global model from the CS
- 6 Client synchronizes the local model: $\mathbf{w}_u^{t,0} \leftarrow \mathbf{w}^t$
- 7 Client determines total local SGD steps κ_u^t upon solving (5) using Algorithm 1
- 8 **if** $\kappa_u^t \geq 1$ **then**
- 9 Client updates the participation indicator $\mathbb{I}_u = 1$
- 10 Client performs κ_u^t SGD steps:
- 11 $\mathbf{w}_u^{t,\kappa_u^t} = \mathbf{w}_u^{t,0} - \eta \sum_{\tau=0}^{\kappa_u^t-1} g_u(\mathbf{w}_u^{t,\tau} | \mathcal{D}_u^t)$
- 12 Client calculates normalized accumulated gradients
- 13 $\mathbf{d}_u^t := \frac{1}{\kappa_u^t} \sum_{\tau=0}^{\kappa_u^t-1} g_u(\mathbf{w}_u^{t,\tau} | \mathcal{D}_u^t)$
- 14 Client sends \mathbf{d}_u^t to the central server
- 15 CS updates client's contribution $\mathbf{d}[u] \leftarrow \mathbf{d}_u^t$
- 16 **else if** $\mathbb{I}_u = 0$ // no participation yet
- 17 **then**
- 18 $\mathbf{d}[u] \leftarrow \mathbf{w}^t / \eta$ // update client's contribution with latest \mathbf{w}^t
- 19 **end**
- 20 CS calculates scores $\{\Delta_u^t\}_{u=0}^{U-1}$ based on convergence analysis // obtained through optimization, discussed in the sequel (35)
- 21 CS performs global aggregation: $\mathbf{w}^{t+1} = \mathbf{w}^t - \tilde{\eta} \eta \sum_{u=0}^{U-1} \alpha_u \tilde{\mathbf{d}}_u^t$
- 22 **end**

Output: Trained global model \mathbf{w}^T

Then, we calculate the similarity between the individual normalized gradients and the accumulated normalized gradients as follows.

$$\tilde{\lambda}_u^t := \frac{\langle \mathbf{d}^t, \mathbf{d}_u^t \rangle}{\|\mathbf{d}^t\|_2 \cdot \|\mathbf{d}_u^t\|_2}, \quad (20)$$

where $\langle \cdot \rangle$ and $\|\cdot\|$ are the operators to represent the inner product between two vectors and norm of a vector, respectively. Note that $\tilde{\lambda}_u^t$ is essentially the cosine similarity between two vectors and $\tilde{\lambda}_u^t \in [-1, 1]$. Since we consider $\Delta_u^t \geq 0$, we utilize this cosine similarity to define the following

$$\lambda_u^t := \frac{\chi + \tilde{\lambda}_u^t}{\chi + 1}, \quad (21)$$

where $\chi \geq 1$ is a control parameter to ensure $0 \leq \lambda_u^t \leq 1$.

Remark 2. The score calculation, as well as the gradient similarity calculation, happens in the CS and does not add any additional burden on the clients. The clients only need to offload the normalized gradients, i.e., no additional communication overheads. The calculation of (19) has a time complexity of

$\mathcal{O}(N)$, where recall that N is the total number of model parameters. Besides, the inner product calculation in the numerator of (20) has $\mathcal{O}(N)$ complexity, and the L_2 norm calculation has a time complexity of $\mathcal{O}(N)$. Thus, the calculation of $\|\mathbf{d}^t\|_2$ has $\mathcal{O}(N) + \mathcal{O}(1)$ complexity. Furthermore, the denominator of (20) has $\mathcal{O}(N) + \mathcal{O}(1) + \mathcal{O}(N) + \mathcal{O}(1) + \mathcal{O}(1) = \mathcal{O}(N)$ complexity. Therefore, the overall time complexity to calculate λ_u^t of a client is $\mathcal{O}(N)$. As such, for all U clients, the CS has a time complexity of $\mathcal{O}(U \times N)$.

IV. THEORETICAL ANALYSIS OF OSAFL

A. Assumptions

We make the following standard assumptions [14]–[16], [20], [32] that are needed for the theoretical analysis.

Assumption 1 (Smoothness). *The local loss functions are β -Lipschitz smooth. That is, for some $\beta > 0$, $\|\nabla f_u(\mathbf{w}|\mathcal{D}_u^t) - \nabla f_u(\mathbf{w}'|\mathcal{D}_u^t)\| \leq \beta\|\mathbf{w} - \mathbf{w}'\|$, for all $\mathbf{w}, \mathbf{w}' \in \mathbb{R}^N$ and $u \in \mathcal{U}$.*

Assumption 2 (Unbiased gradient with bounded variance). *The stochastic gradient at each client is an unbiased estimate of the client's true gradient, i.e., $\mathbb{E}_{\zeta \sim \mathcal{D}_u^t}[g_u(\mathbf{w}|\mathcal{D}_u^t)] = \nabla f_u(\mathbf{w}|\mathcal{D}_u^t)$, where $\mathbb{E}[\cdot]$ is the expectation operator. Besides, the stochastic gradient has a bounded variance, i.e., $\mathbb{E}_{\zeta \sim \mathcal{D}_u^t}[\|g_u(\mathbf{w}|\mathcal{D}_u^t) - \nabla f_u(\mathbf{w}|\mathcal{D}_u^t)\|^2] \leq \sigma^2$, for some $\sigma \geq 0$ and for all $u \in \mathcal{U}$.*

Assumption 3 (Bounded gradient dissimilarity). *There exist some finite constants $\rho_1 \geq 1$ and $\rho_2 \geq 0$ such that the local and global gradients have the following relationship*

$$\|\nabla f_u(\mathbf{w}|\mathcal{D}_u^t)\|^2 \leq \rho_1 \|\nabla f(\mathbf{w}|\mathcal{D}^t)\|^2 + \rho_2 \delta_u^t, \quad (22)$$

where δ_u^t is the difference between the statistical data distributions of \mathcal{D}^t and \mathcal{D}_u^t . In practice, δ_u^t can be defined based on a predefined metric such as KL divergence or L_2 difference of the distributions [16]. We assume that $\rho_1 = 1$ and $\rho_2 = 0$ when all clients have identical data distributions.

While assumptions 1 and 2 are standard and widely used for the theoretical analysis of SGD [10], assumption 3 is adopted inspired by similar assumptions in [4], [14], [16].

B. Convergence Analysis

We consider the expected average global gradient norm as an indicator of convergence of the proposed OSAFL algorithm.

Definition 1 (Local data distribution shift). *Suppose that a client has datasets \mathcal{D}_u^{t-1} and \mathcal{D}_u^t during the global round $(t-1)$ and t , respectively, and $|\mathcal{D}_u^{t-1}| = |\mathcal{D}_u^t| = D_u$. Then, there exist a $\Phi_u^t \geq 0$ that measures the shift in the distributions of the client's dataset between two consecutive global round as*

$$\|\nabla f_u(\mathbf{w}|\mathcal{D}_u^{t-1}) - \nabla f_u(\mathbf{w}|\mathcal{D}_u^t)\|^2 \leq \Phi_u^t, \quad \forall u \in \mathcal{U}, \quad (23)$$

with $\Phi_u^{t=0} = 0$.

When the distributions of \mathcal{D}_u^{t-1} and \mathcal{D}_u^t are identical, (23) implies that $\Phi_u^t = 0$. Intuitively, while it is possible to consider that Φ_u^t may vary arbitrarily in each global round t ,

such uncontrolled variations in data distributions may cause instability in the trained model. As such, it is practical to consider $0 \leq \Phi_u^t \leq \Phi_u$ for all u in all t .

Theorem 1. *Suppose the above assumptions hold. When the learning rates satisfy $\eta \tilde{\eta} \leq \frac{1}{\beta}$ and $\eta < \frac{1}{2\sqrt{2}\beta\kappa}$, we have*

$$\begin{aligned} & \frac{1}{T} \sum_{t=0}^{T-1} \mathbb{E} [\|\nabla f(\mathbf{w}^t|\mathcal{D}^t)\|^2] \\ & \leq \frac{1}{T} \sum_{t=0}^{T-1} \left\{ \frac{1}{A^t} \left[\frac{2(\mathbb{E}[f(\mathbf{w}^t|\mathcal{D}^t)] - \mathbb{E}[f(\mathbf{w}^{t+1}|\mathcal{D}^{t+1})])}{\eta \tilde{\eta}} + \right. \right. \\ & \quad \underbrace{\beta \eta \sigma^2 \sum_{u=0}^{U-1} \alpha_u [\tilde{\eta} \alpha_u (\Delta_u^t)^2 + 4\beta \eta \kappa_u^t B_u^t]}_{\text{error from stochastic gradients}} \\ & \quad \left. \underbrace{32\beta^2 \eta^2 \sum_{u=0}^{U-1} \alpha_u B_u^t \Phi_u^t (\kappa_u^t)^2}_{\text{error from data distribution shift}} + \underbrace{16\rho_2 \beta^2 \eta^2 \sum_{u=0}^{U-1} \alpha_u \delta_u^t B_u^t (\kappa_u^t)^2}_{\text{error from statistical data heterogeneity}} \right\}, \end{aligned} \quad (24)$$

where $A^t := 1 - 16\rho_1 \beta^2 \eta^2 \sum_{u=0}^{U-1} \alpha_u (\kappa_u^t)^2 B_u^t$ and $B_u^t = (\Delta_u^t)^2 - 2\Delta_u^t \lambda_u^t + 2(\lambda_u^t)^2$. Moreover $\mathbb{E}[\cdot]$ is the expectation operator that depends on the stochastic gradients.

Proof. The proof is left in Appendix C. \blacksquare

The terms inside the $[\cdot]$ in (24) have the following interpretations. The first term captures the changes in global loss functions between two consecutive rounds. The second and the third terms appear due to the bounded variance assumption of the stochastic gradients. Besides the third term appears from the statistical data distribution shift of the clients between two consecutive global rounds. Finally, the last term is the consequence of heterogeneous statistical data distributions of the clients.

The positive score in the second term of (24), i.e., $\beta \eta \tilde{\eta} \sigma^2 \sum_{u=0}^{U-1} (\alpha_u \Delta_u^t)^2$, appears from our aggregation rule. More specifically, since a client's normalized gradient gets scaled by its score Δ_u^t , which is non-negative, the multiplication of α_u and Δ_u^t is essentially the combined aggregation weight for a client. Since σ^2 appears from the bounded variance of the stochastic gradients and is multiplied by the learning rate η , which is typically < 1 , this term is expected to be significantly small⁶. Besides, the third, the fourth, and the fifth terms are also small due to the fact that these are multiplied by the square of the learning rate. Furthermore, the fourth term disappears if there are no data distribution shifts in the client's local dataset \mathcal{D}_u^t . Finally, if the clients' statistical data distribution is IID, the last term also disappears.

Remark 3 (Choice of the local learning rate η). *From (24), it is evident that the additional noise terms are scaled by κ_u^t . Therefore, it is possible to control these errors using $\eta \propto \frac{1}{\kappa_u^t}$. Besides, as $B_u^t = (\Delta_u^t)^2 - 2\Delta_u^t \lambda_u^t + 2(\lambda_u^t)^2 = (\Delta_u^t - \lambda_u^t)^2 + (\lambda_u^t)^2$ and $\lambda_u^t \geq 0$ by its definition in (21), we have $B_u^t \geq 0$. Therefore, we may select a learning rate $\eta < \frac{1}{4\beta \sqrt{\rho_1 \sum_{u=0}^{U-1} \alpha_u (\kappa_u^t)^2 B_u^t}}$,*

⁶If gradient descent is utilized to compute the true gradient over the client's entire dataset, which can be extremely time/resource consuming, σ^2 becomes zero, which means the second and third terms in (24) become 0.

which gives $0 < \left(1 - 16\rho_1\beta^2\eta^2\sum_{u=0}^{U-1}\alpha_u(\kappa_u^t)^2B_u^t\right) < 1$ and thus, (24) boils down to $\frac{1}{T}\sum_{t=0}^{T-1}\mathbb{E}\left[\|\nabla f(\mathbf{w}^t|\mathcal{D}^t)\|^2\right] \leq \frac{1}{T}\sum_{t=0}^{T-1}\left[\frac{2(\mathbb{E}[f(\mathbf{w}^t|\mathcal{D}^t)] - \mathbb{E}[f(\mathbf{w}^{t+1}|\mathcal{D}^{t+1})])}{\eta\tilde{\eta}} + \beta\eta\sigma^2\sum_{u=0}^{U-1}\alpha_u[\tilde{\eta}\alpha_u(\Delta_u^t)^2 + 4\beta\eta\kappa_u^tB_u^t] + 32\beta^2\eta^2\sum_{u=0}^{U-1}\alpha_uB_u^t\Phi_u^t(\kappa_u^t)^2 + 16\rho_2\beta^2\eta^2\sum_{u=0}^{U-1}\alpha_u\delta_u^tB_u^t(\kappa_u^t)^2\right]$. However, unless a diminishing local learning rate is used, the noise from the stochastic gradients can never be zero, which is typical for SGD with a fixed learning rate [10].

From the above analysis, it is clear that, under the noise from the stochastic gradients, data distribution shifts, and non-IID data distributions among clients, (24) may converge to a neighborhood of a stationary point.

Remark 4. (Special Case) When the accumulated gradients are not scaled, i.e., $\Delta_u^t = 1$ for all t and $u \in \mathcal{U}$, Theorem 1 boils down to

$$\begin{aligned} & \frac{1}{T}\sum_{t=0}^{T-1}\mathbb{E}\left[\|\nabla f(\mathbf{w}^t|\mathcal{D}^t)\|^2\right] \\ & \leq \frac{1}{T}\sum_{t=0}^{T-1}\left\{\frac{1}{\tilde{A}^t}\left[\frac{2(\mathbb{E}[f(\mathbf{w}^t|\mathcal{D}^t)] - \mathbb{E}[f(\mathbf{w}^{t+1}|\mathcal{D}^{t+1})])}{\eta\tilde{\eta}} + \right. \right. \\ & \quad \left. \beta\eta\sigma^2\sum_{u=0}^{U-1}\alpha_u[\tilde{\eta}\alpha_u + 4\beta\eta\kappa_u^t\tilde{B}_u^t] + \right. \\ & \quad \left. \left. 32\beta^2\eta^2\sum_{u=0}^{U-1}\alpha_u\tilde{B}_u^t\Phi_u^t(\kappa_u^t)^2 + 16\rho_2\beta^2\eta^2\sum_{u=0}^{U-1}\alpha_u\delta_u^t\tilde{B}_u^t(\kappa_u^t)^2\right]\right\}, \end{aligned} \quad (25)$$

where $\tilde{A}^t := 1 - 16\rho_1\beta^2\eta^2\sum_{u=0}^{U-1}\alpha_u(\kappa_u^t)^2\tilde{B}_u^t$ and $\tilde{B}_u^t = 1 - 2\lambda_u^t + 2(\lambda_u^t)^2$.

While OSAFL differs from FedAvg since the gradient similarity parameter λ_u^t is explicitly calculated and utilized in our theoretical analysis in Theorem 1, (25) boils down to the convergence rate of FedAvg under the following special circumstances. Suppose, $\kappa_u^t = \kappa$ and the distribution of the clients' datasets \mathcal{D}_u^t are identical, i.e., IID, for all u . Then, by definition, $\lambda_u^t = 1$ for all clients, since they all have identical gradients. Besides, under such cases, $\rho_1 = 1$ and $\delta_u^t = 0$, from assumption 3. Therefore, if learning rate $\eta < \frac{1}{4\beta\kappa}$, we have $0 < (1 - 16\beta^2\eta^2\kappa^2\sum_{u=0}^{U-1}\alpha_u \cdot 1) < 1$. Since, $\sum_{u=0}^{U-1}\alpha_u = 1$, (25) boils down to

$$\begin{aligned} & \frac{1}{T}\sum_{t=0}^{T-1}\mathbb{E}\left[\|\nabla f(\mathbf{w}^t)\|^2\right] \\ & \leq \frac{1}{T}\sum_{t=0}^{T-1}\left[\frac{2(\mathbb{E}[f(\mathbf{w}^t|\mathcal{D}^t)] - \mathbb{E}[f(\mathbf{w}^{t+1}|\mathcal{D}^{t+1})])}{\eta\tilde{\eta}} + \right. \\ & \quad \left. \beta\eta\sigma^2\sum_{u=0}^{U-1}\alpha_u[\tilde{\eta}\alpha_u + 4\beta\eta\kappa] + 32\beta^2\eta^2\kappa^2\sum_{u=0}^{U-1}\alpha_u\Phi_u^t\right], \end{aligned} \quad (26)$$

which is the equivalent convergence bound of general FedAvg algorithm under full client participation with two sided learning rate [37].

The above analysis suggests that the convergence rate is intricately related to the gradient similarity parameter λ_u^t , score Δ_u^t and other hyper-parameters. As such, it is essential to optimize the score Δ_u^t of the clients in order to improve the convergence rate of the proposed OSAFL algorithm.

C. Online Score Optimization

In order to facilitate the learning process, we want to minimize the right-hand side of (24). As such, we pose the following optimization problem:

$$\begin{aligned} & \text{minimize} \quad \theta \\ & \{\{\Delta_u^t\}_{u=0}^{U-1}\}_{t=0}^{T-1} \end{aligned} \quad (27)$$

$$\text{subject to} \quad \Delta_u^t > 0, \quad \forall u, t, \quad (27a)$$

where $\theta := \frac{1}{T}\sum_{t=0}^{T-1}\frac{1}{\tilde{A}^t}\left[\frac{2(\mathbb{E}[f(\mathbf{w}^t|\mathcal{D}^t)] - \mathbb{E}[f(\mathbf{w}^{t+1}|\mathcal{D}^{t+1})])}{\eta\tilde{\eta}} + \beta\eta\sigma^2\sum_{u=0}^{U-1}\alpha_u[\tilde{\eta}\alpha_u(\Delta_u^t)^2 + 4\beta\eta\kappa_u^tB_u^t] + 32\beta^2\eta^2\sum_{u=0}^{U-1}\alpha_uB_u^t\Phi_u^t(\kappa_u^t)^2 + 16\rho_2\beta^2\eta^2\sum_{u=0}^{U-1}\alpha_u\delta_u^tB_u^t(\kappa_u^t)^2\right]$ is essentially the right-hand side of (24), and the constraint is enforced to ensure positive weighting of the normalized gradient updates of the clients.

Alas, this original optimization problem has a fractional objective function and is non-convex, which makes it hard to solve optimally. Therefore, instead of solving this fractional objective function, following standard practice [16], we convert the objective function as follows:

$$\begin{aligned} \tilde{\theta} := & \frac{1}{T}\sum_{t=0}^{T-1}\left\{\left[\frac{2(\mathbb{E}[f(\mathbf{w}^t|\mathcal{D}^t)] - \mathbb{E}[f(\mathbf{w}^{t+1}|\mathcal{D}^{t+1})])}{\eta\tilde{\eta}} + \right. \right. \\ & \left. \beta\eta\sigma^2\sum_{u=0}^{U-1}\alpha_u[\tilde{\eta}\alpha_u(\Delta_u^t)^2 + 4\beta\eta\kappa_u^tB_u^t] + 32\beta^2\eta^2\sum_{u=0}^{U-1}\alpha_uB_u^t\Phi_u^t(\kappa_u^t)^2 \right. \\ & \left. \left. + 16\rho_2\beta^2\eta^2\sum_{u=0}^{U-1}\alpha_u\delta_u^tB_u^t(\kappa_u^t)^2\right] - \psi A^t\right\}, \end{aligned} \quad (28)$$

where ψ is some positive hyper-parameter. Thus, we want to optimize the following problem approximately.

$$\begin{aligned} & \text{minimize} \quad \tilde{\theta} \\ & \{\{\Delta_u^t\}_{u=0}^{U-1}\}_{t=0}^{T-1} \end{aligned} \quad (29)$$

$$\text{subject to} \quad \Delta_u^t \geq 0, \quad \forall u, t. \quad (29a)$$

However, recall that $A^t = 1 - 16\rho_1\beta^2\eta^2\sum_{u=0}^{U-1}\alpha_u(\kappa_u^t)^2B_u^t$ and $B_u^t = (\Delta_u^t)^2 - 2\Delta_u^t\lambda_u^t + 2(\lambda_u^t)^2$. Therefore, this objective function is dependent on the gradient similarity parameter λ_u^t , the scores of the clients, statistical data heterogeneity and the shift in local data distributions. The CS cannot know the future gradients due to the randomness in local SGD steps κ_u^t , dynamic training dataset \mathcal{D}_u^t , data sampling for the stochastic gradient calculations and the statistical distribution shifts. Moreover, the old training samples that get deleted due to limited storage are lost forever. Therefore, (29) still cannot be solved optimally before the training begins. As such, we seek an approximate solution strategy that allows us to approximately solve the following objective function in every FL round t .

$$\begin{aligned} \hat{\theta} := & \beta\eta\sigma^2\sum_{u=0}^{U-1}\alpha_u[\tilde{\eta}\alpha_u(\Delta_u^t)^2 + 4\beta\eta\kappa_u^tB_u^t] + \\ & 32\beta^2\eta^2\sum_{u=0}^{U-1}\alpha_uB_u^t\Phi_u^t(\kappa_u^t)^2 + 16\rho_2\beta^2\eta^2\sum_{u=0}^{U-1}\alpha_u\delta_u^tB_u^t(\kappa_u^t)^2 - \psi A^t. \end{aligned} \quad (30)$$

TABLE I: Require Bits to Store Each Sample with Single-Precision Floating-Point

| Dataset-1 | | Dataset-2 | |
|-------------|---------------|-------------|------------------|
| No Features | Required Bits | No Features | Required Bits |
| 3168 | 101376 | 1 | $\leq \log_2(F)$ |

Therefore, the reformulated problem is written as

$$\underset{\{\Delta_u^t\}_{u=0}^{U-1}}{\text{minimize}} \quad \hat{\theta} \quad (31)$$

$$\text{subject to} \quad \Delta_u^t \geq 0, \quad \forall u. \quad (31a)$$

To that end, we focus on the solution of problem (31). Let us define the dual function as

$$\begin{aligned} L(\Delta^t) := & \beta\eta\sigma^2 \sum_{u=0}^{U-1} \alpha_u [\tilde{\eta}\alpha_u(\Delta_u^t)^2 + 4\beta\eta\kappa_u^t B_u^t] + \\ & 32\beta^2\eta^2 \sum_{u=0}^{U-1} \alpha_u B_u^t \Phi_u^t(\kappa_u^t)^2 + 16\rho_2\beta^2\eta^2 \sum_{u=0}^{U-1} \alpha_u \delta_u^t B_u^t (\kappa_u^t)^2 \\ & - \psi A^t - \sum_{u=0}^{U-1} \gamma_u^t \Delta_u^t, \end{aligned} \quad (32)$$

where $\gamma_u^t \geq 0$ is a Lagrange multiplier [38, Chapter 5]. Then, from the stationarity condition [38, Chapter 5] of the Karush–Kuhn–Tucker (KKT) conditions, we write the following.

$$\frac{\partial L(\Delta_u^t)}{\partial \Delta_u^t} = 2\beta\Delta_u^t \eta \tilde{\eta} \sigma^2 \alpha_u^2 + C_u(\Delta_u^t - \lambda_u^t) - \gamma_u^t = 0, \quad (33)$$

where $C_u := 8\alpha_u \kappa_u^t \beta^2 \eta^2 \sigma^2 + 64\alpha_u \Phi_u^t(\beta\eta\kappa_u^t)^2 + 32\rho_2\alpha_u \delta_u^t (\beta\eta\kappa_u^t)^2 + 32\rho_1\alpha_u (\beta\eta\kappa_u^t)^2$.

After solving (33), we have

$$\Delta_u^t = \frac{\gamma_u^t + C_u \lambda_u^t}{2\beta\eta\tilde{\eta}\sigma^2\alpha_u^2 + C_u}. \quad (34)$$

Note that (34) contains many hyper-parameters that come from the three standard assumptions we made to derive the convergence rate. Therefore, the exact value for the optimal Δ_u^t cannot be determined. However, we observe the following from (34).

$$\begin{aligned} \Delta_u^t &= \frac{\gamma_u^t}{2\beta\eta\tilde{\eta}\sigma^2\alpha_u^2 + C_u} + \frac{C_u \lambda_u^t}{2\beta\eta\tilde{\eta}\sigma^2\alpha_u^2 + C_u} \\ &\propto \text{Constant} + \left[\frac{C_u}{2\beta\eta\tilde{\eta}\sigma^2\alpha_u^2 + C_u} \right] \lambda_u^t \\ &\propto \lambda_u^t. \end{aligned} \quad (35)$$

Since $C_u > 0$ and $2\beta\eta\tilde{\eta}\sigma^2\alpha_u^2 \geq 0$, the constant term is non-negative and depends on the Lagrange multiplier γ_u^t and other hyper-parameters. Besides, the coefficient $\left[\frac{C_u}{2\beta\eta\tilde{\eta}\sigma^2\alpha_u^2 + C_u} \right] \leq 1$. This essentially means that Δ_u^t is proportional to some constant plus the gradient similarity parameter λ_u^t . As such, we say that the optimal *score* of a client shall be proportional to λ_u^t .

V. SIMULATION RESULTS AND DISCUSSIONS

A. Simulation Settings

1) *Learning Task and Datasets*: We use different ML models to predict future content demands in a video caching network [3] as our learning task since the OSAFL algorithm is

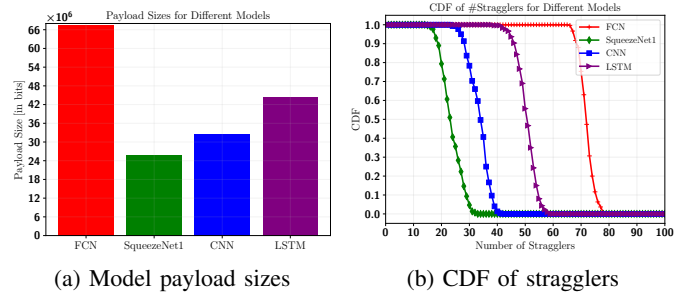


Fig. 3: Model payload vs stragglers (from 3 independent trials)

tailored for wireless applications⁷. We use synthetic datasets that were first introduced in [3] with some modifications. The datasets were generated assuming user requests for content to content service providers follow a *popularity-preference* trade-off. In particular, it is assumed that each user has certain genre preference probabilities. The content set *within each genre* follows the *Zipf-Mandelbrot* distribution [39]. For the first content request, the user selects a genre based on its genre preference probabilities and then uses the Zipf-Mandelbrot distribution to request a content from this chosen genre⁸. In the subsequent request, the user sticks with the same genre with a certain probability: this is the *exploitation* probability. In case the user is exploiting, it randomly requests a content from the *Top-K* similar content to its previously requested content from that genre: a larger $K \geq 1$ injects more randomness in the content request patterns. Otherwise, it *explores* a different genre and makes content requests following the Zipf-Mandelbrot distribution from that new genre. This video caching dataset has two different versions. The first version, called Dataset-1, contains the feature sets and requested content ID of the users, while the second version, called Dataset-2, purely contains the requested content information that can be used in a traditional time-series analysis way. The number of features and required bits to store each training sample for these two datasets are listed in Table I. More about the features and dataset generation procedures are described in the supplementary materials.

2) *Baselines*: Since, to the best of our knowledge, there are no existing baselines that are exactly similar to our system model and assumptions, we use five popular FL algorithms, namely, (1) FedAvg [1], (2) FedProx [13], (3) FedNova [14], (4) AFA [15], and (5) FedDisco [16], and modify those algorithms to evaluate the demand prediction performance with four simple and popular ML models. Besides, we also compare the performance with centralized ML, more specifically, with centralized SGD, assuming that the training samples available at the clients in each global round are centrally available to a *Genie*. Note that we use (1) a simple fully connected neural network (FCN), (2) the SqueezeNet 1

⁷While our proposed OSAFL algorithm shall be easily extended to other time-varying datasets for wireless (or other) applications, getting real-world datasets, particularly for wireless applications, is problematic since the wireless network operators do not publicly share such data.

⁸This dataset assumes that each genre has random popularity orders, and the Zipf-Mandelbrot distribution is used to make content requests within the chosen genre, i.e., the global content popularity order is not required to prepare this dataset.

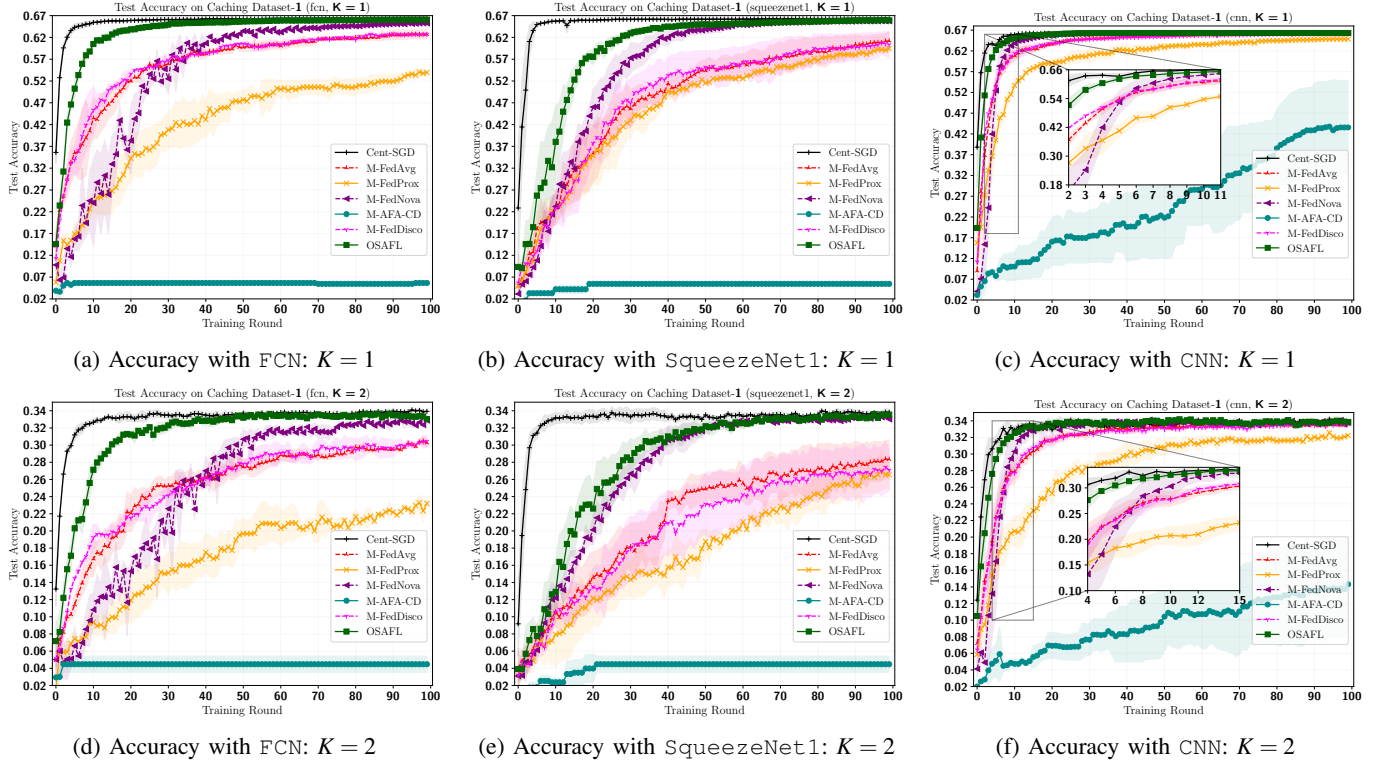


Fig. 4: Test accuracy comparisons on video caching dataset-1 (from 3 independent trials)

[40], and (3) a simple CNN for Dataset-1 that has the features, and a simple long short-term memory (LSTM) model for the second dataset. The number of trainable parameters in these four models varies, and considering single-precision floating-point representations for these parameters, the required number of bits to offload these models via wireless links are shown in Fig. 3a. Details about the modified algorithms and these models are provided in the supplementary materials.

3) *System Configurations*: We next describe the system configurations of the clients and the underlying wireless network serving them. We consider $U = 100$ clients distributed uniformly randomly into the coverage area of a single BS. The CS is embedded into the BS. The BS operates in the 2.4 GHz band and can serve each user with a bandwidth of $\omega = 3 \times 180$ kHz. The path loss model is adopted from [3]. $\nu = 2 \times 10^{-28}$, $\kappa = 5$, $t_{th} = 200$ seconds. $n = 32$, $\bar{n} = 5$, $c_u \in [25, 40]$, $e_{u,bd} \in [1.2, 2.5]$, $f_{u,max} \in [1, 1.8]$ GHz, $p_{u,max} \in [20, 30]$ dBm, respectively. For the client's dataset size, we choose $D_u \in [320, 640]$ and $E_u = \lceil 32 \times p_u \rceil$, where $p_u \in [0.3, 0.8]$.

Given the above system configurations, each client solves the optimization problem (5) using the iterative algorithms described in Appendix B of the supplementary materials. Note that the clients use the exact same algorithms and system configurations for all baselines to have a fair comparison. Based on the available resources and the ML model, optimization problem (5) can be infeasible for some clients. These clients are the *stragglers*. Intuitively, given a fixed set of limited resources at the client and the BS, the chance of violating at least one of the constraints of (5) increases if the wireless payload size increases. Fig. 3b shows the

cumulative distribution function (CDF) of the number of stragglers for different models. The empirical results also validate this intuition. For example, we notice about 22%, 34%, 51%, and 72% of the clients are stragglers for at least 50% of the global rounds if SqueezeNet1, CNN, LSTM, and FCN models are used, respectively. However, the performance of these models will differ since they have fundamentally different architectures. Despite having more stragglers, some of these models may work well due to their effectiveness in understanding the dataset features. As such, we will use these 4 ML models to investigate the performance of our proposed algorithm in diverse possible scenarios, with the expectation that the proposed algorithm will work well with all of these examined cases.

4) *Model Training Hyper-parameters*: We consider SGD optimizer for all algorithms. For our OSAFL algorithm, we use $\Delta_u^t = \lambda_u^t$ based on (35). Besides, we select the following local learning rate of 0.2, 0.01, 0.08, and 0.2, with global learning rate of 35, 20, 22, and 35, respectively for FCN, SqueezeNet1, CNN, and LSTM models, based on our ablation study. These parameters are also tuned for the baselines and listed in the supplementary materials.

B. Performance Comparisons

1) *Performance Comparisons on Dataset-1*: Since the model size directly impacts whether the clients can participate in the model training, we expect these models to converge at different speeds. Besides, different κ_u^t and time-varying \mathcal{D}_u^t shall also affect their convergence speeds. Furthermore,

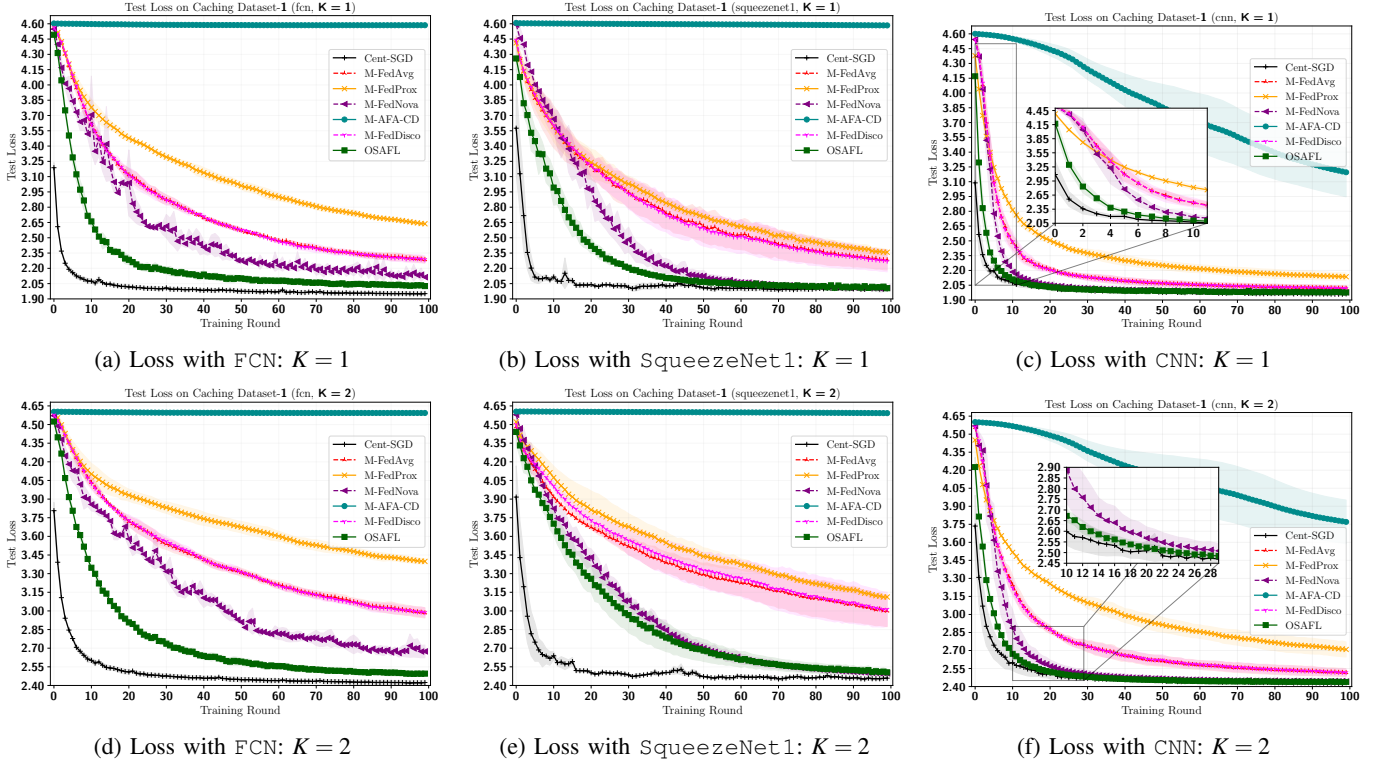


Fig. 5: Test loss comparisons on video caching dataset-1 (from 3 independent trials)

TABLE II: Test Performance Comparisons on Video Caching Dataset-1 with $K = 1$ (Avg. of 3 Independent Trials)

| Type | Algorithms | With FCN | | With SqueezeNet1 [40] | | With CNN | |
|-----------|---------------|----------------------|------------------------|-----------------------|------------------------|----------------------|------------------------|
| | | Test Acc. \uparrow | Test Loss \downarrow | Test Acc. \uparrow | Test Loss \downarrow | Test Acc. \uparrow | Test Loss \downarrow |
| Central | SGD | 0.6630 ± 0.0023 | 1.9497 ± 0.0167 | 0.6626 ± 0.0028 | 1.9821 ± 0.0202 | 0.6630 ± 0.0023 | 1.9543 ± 0.0168 |
| Federated | OSA-FL (Ours) | 0.6608 ± 0.0013 | 2.0249 ± 0.0159 | 0.6598 ± 0.0020 | 2.0273 ± 0.0298 | 0.6630 ± 0.0023 | 1.9710 ± 0.0170 |
| | M-FedAvg | 0.6281 ± 0.0097 | 2.2943 ± 0.0375 | 0.6129 ± 0.0195 | 2.2838 ± 0.0997 | 0.6610 ± 0.0027 | 2.0194 ± 0.0265 |
| | M-AFA-CD | 0.0566 ± 0.0032 | 4.5856 ± 0.0023 | 0.0545 ± 0.0014 | 4.5841 ± 0.0021 | 0.4381 ± 0.1098 | 3.2412 ± 0.2942 |
| | M-FedNova | 0.6531 ± 0.0037 | 2.1392 ± 0.0141 | 0.6577 ± 0.0027 | 2.0054 ± 0.0267 | 0.6630 ± 0.0023 | 1.9752 ± 0.0191 |
| | M-FedProx | 0.5440 ± 0.0051 | 2.6504 ± 0.0215 | 0.5965 ± 0.0074 | 2.3803 ± 0.0563 | 0.6486 ± 0.0068 | 2.1385 ± 0.0393 |
| | M-FedDisco | 0.6292 ± 0.0056 | 2.2994 ± 0.0320 | 0.6084 ± 0.0272 | 2.2796 ± 0.1096 | 0.6610 ± 0.0026 | 2.0200 ± 0.0252 |

TABLE III: Test Performance Comparisons on Video Caching Dataset-1 with $K = 2$ (Avg. of 3 Independent Trials)

| Type | Algorithms | With FCN | | With SqueezeNet1 [40] | | With CNN | |
|-----------|---------------|----------------------|------------------------|-----------------------|------------------------|----------------------|------------------------|
| | | Test Acc. \uparrow | Test Loss \downarrow | Test Acc. \uparrow | Test Loss \downarrow | Test Acc. \uparrow | Test Loss \downarrow |
| Central | SGD | 0.3419 ± 0.0013 | 2.4209 ± 0.0169 | 0.3428 ± 0.0011 | 2.4587 ± 0.0209 | 0.3435 ± 0.0016 | 2.4344 ± 0.0064 |
| Federated | OSA-FL (Ours) | 0.3384 ± 0.0010 | 2.5252 ± 0.0453 | 0.3381 ± 0.0020 | 2.5211 ± 0.0124 | 0.3441 ± 0.0017 | 2.4537 ± 0.0109 |
| | M-FedAvg | 0.3052 ± 0.0044 | 2.9924 ± 0.0443 | 0.2847 ± 0.0214 | 2.9985 ± 0.1258 | 0.3385 ± 0.0030 | 2.5272 ± 0.0298 |
| | M-AFA-CD | 0.0447 ± 0.0094 | 4.5930 ± 0.0030 | 0.0447 ± 0.0094 | 4.5920 ± 0.0045 | 0.1460 ± 0.0591 | 3.8666 ± 0.2891 |
| | M-FedNova | 0.3312 ± 0.0023 | 2.6785 ± 0.0454 | 0.3351 ± 0.0016 | 2.5044 ± 0.0237 | 0.3435 ± 0.0020 | 2.4622 ± 0.0261 |
| | M-FedProx | 0.2394 ± 0.0042 | 3.4538 ± 0.0882 | 0.2713 ± 0.0219 | 3.1139 ± 0.0186 | 0.3260 ± 0.0047 | 2.7175 ± 0.0631 |
| | M-FedDisco | 0.3075 ± 0.0056 | 3.0451 ± 0.0375 | 0.2761 ± 0.0288 | 3.0152 ± 0.1413 | 0.3401 ± 0.0026 | 2.5209 ± 0.0232 |

under our practical resource-constrained setting, purely aggregating the clients' models based on equal weights like FedAvg, FedProx, and AFA-cross-device (AFA-CD) or aggregating based on normalized weights that only consider local training steps and dataset sizes like FedNova or aggregating the models based on discrepancy-aware weighting like FedDisco may not be sufficient. It is worth noting that none of these baselines are proposed for time-varying datasets and resource-constrained wireless environments like the one we consider in this paper. While our modified-FedAvg (M-FedAvg), modified-FedProx (M-FedProx), modified-

FedNova (M-FedNova), modified-AFA-CD (M-AFA-CD), and modified-FedDisco (M-FedDisco) baselines are mere extensions of these baselines in addition to our proposed joint resource optimization technique that we described in Section II-C, we expect poor convergence performances of these baselines since these were not designed to handle our dynamic environment. Besides, M-FedNova and M-FedDisco violate our assumption that the clients do not share any system configurations, such as the dataset size, CPU frequency, number of local training steps, etc., with the CS. As opposed to these baselines, as our theoretical analysis has shown in

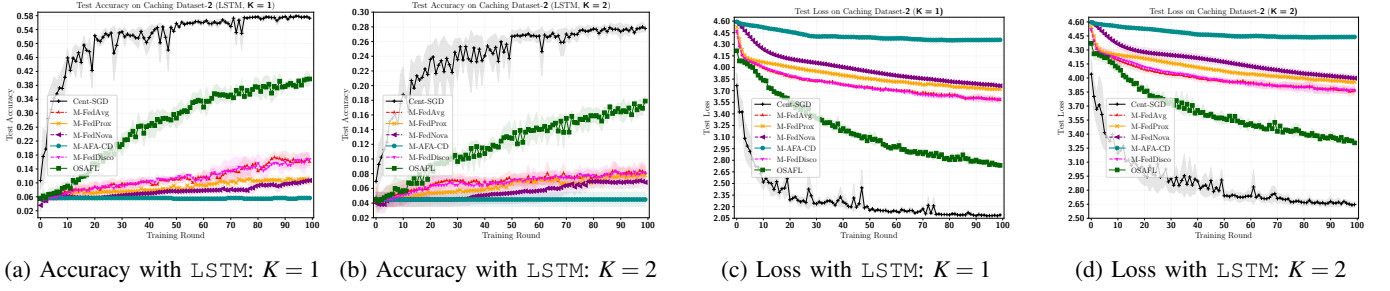


Fig. 6: Test performance comparisons on video caching dataset-2 (from 3 independent trials)

TABLE IV: Test Performance Comparisons on Video Caching Dataset-2 with $K = 1$ (Avg. of 3 Independent Trials)

| Type | Algorithms | With FCN | |
|-----------|----------------------|---------------------------------------|---------------------------------------|
| | | Test Acc. \uparrow | Test Loss \downarrow |
| Central | SGD | 0.5808 ± 0.0013 | 2.0792 ± 0.0049 |
| Federated | OSA-FL (Ours) | 0.4037 ± 0.0159 | 2.7313 ± 0.0158 |
| | M-FedAvg | 0.1786 ± 0.0166 | 3.5879 ± 0.0523 |
| | M-AFA-CD | 0.0566 ± 0.0032 | 4.3486 ± 0.0322 |
| | M-FedNova | 0.1088 ± 0.0091 | 3.7873 ± 0.0250 |
| | M-FedProx | 0.1182 ± 0.0150 | 3.7455 ± 0.0324 |
| | M-FedDisco | 0.1700 ± 0.0174 | 3.5930 ± 0.0331 |

TABLE V: Test Performance Comparisons on Video Caching Dataset-2 with $K = 2$ (Avg. of 3 Independent Trials)

| Type | Algorithms | With FCN | |
|-----------|----------------------|---------------------------------------|---------------------------------------|
| | | Test Acc. \uparrow | Test Loss \downarrow |
| Central | SGD | 0.2822 ± 0.0052 | 2.6494 ± 0.0333 |
| Federated | OSA-FL (Ours) | 0.1789 ± 0.0065 | 3.3061 ± 0.0234 |
| | M-FedAvg | 0.0870 ± 0.0118 | 3.8716 ± 0.0441 |
| | M-AFA-CD | 0.0448 ± 0.0095 | 4.4336 ± 0.0266 |
| | M-FedNova | 0.0707 ± 0.0085 | 4.0016 ± 0.0372 |
| | M-FedProx | 0.0806 ± 0.0095 | 3.9831 ± 0.0677 |
| | M-FedDisco | 0.0867 ± 0.0122 | 3.8724 ± 0.0392 |

Theorem 1 that changes in the local data distribution and the statistical data differences among the clients contribute to additional errors. Moreover, since our score optimization procedure has shown that the online score is proportional to the λ_u^t values, which is used in every global round by the proposed OSAFL algorithm, we expect that this *online score* helps the global model to converge faster. Finally, since, in FL, we do not have access to entire datasets from all clients, it is expected that the convergence rate of any FL algorithm will be slower than the centralized SGD algorithm.

Our extensive simulation results in Figs. 4 - 5 also validate the above claims. These results illustrate that the convergence speeds of these algorithms are different with different ML models under practical resource constraints. For example, when the FCN model is used, we observe that only the OSAFL and M-FedNova algorithms yield test accuracies that almost reach a saturation point after about 32 and 85 global rounds when $K = 1$, and after about 46 and 82 global rounds when $K = 2$. M-FedAvg, M-FedProx, and M-FedDisco algorithms seemingly have not converged fully, as we reached $T = 100$ global rounds. Besides, the AFA-CD baseline seems to converge at a very low accuracy after about 4 global rounds, suggesting that this algorithm fails to predict the task in our dynamic environment. We also observe that the test

loss decreases rapidly with our proposed OSAFL algorithm: it reaches plateaus after about 70 and 80 global rounds for $K = 1$ and $K = 2$, respectively. However, none of the 5 baselines (except M-AFA-CD converging to a significantly higher loss) converge to plateaus within $T = 100$ global rounds with the FCN model.

With relatively shallower ML models (compared to the FCN model) like the SqueezeNet1 and CNN, we observe that our proposed algorithm still converges faster than these baselines. For example, with the SqueezeNet1 model, the test accuracy after $t = 30$ global rounds are about 63%, 45%, 43%, 57%, 6%, and 47% with the OSAFL, M-FedAvg, M-FedProx, M-FedNova, M-AFA-CD, and M-FedDisco algorithms, when $K = 1$. These algorithms yield about 63, 53%, 39%, 53%, 8%, and 52% respective test accuracies for the same K value with the CNN model after $t = 5$ global rounds. Moreover, these trends are consistent for $K = 2$ and the test loss plots in Fig. 5.

However, some of these modified baselines may catch up to the performance of the proposed OSAFL algorithm after a higher number of global rounds are performed. For example, when $K = 1$, M-FedNova yields the same test accuracy as in OSAFL at about 85th, 69th, 26th global rounds, respectively, with the FCN, SqueezeNet1, and CNN models: OSAFL converges at about 21st, 52nd, and 32nd global rounds. Among the other baselines, only M-FedAvg and M-FedDisco reach a comparable performance of OSAFL's test accuracy after about 80 global rounds when CNN is used. We observe similar trends when $K = 2$ and in the test loss plots in Fig. 5.

Next, we have reported the best test accuracy and the corresponding test loss from all of these FL algorithms in Table II for $K = 1$ and in Table III for $K = 2$. For convenience, the best and second-best performances are highlighted in green and red, respectively. On balance, we observe that the proposed OSAFL algorithm has superior performance for all K 's and all ML models. Besides, while some of the (modified) baselines may have comparable performances, we stress that all of these (modified) baselines use our proposed resource optimization techniques as described in Section II-C, and none of these baselines exist in the literature to the best of our knowledge. Furthermore, some of these baselines require additional information that incurs additional communication overheads and violates our assumption that the clients do not share their system configurations or any statistical information.

2) *Performance Comparisons on Dataset-2*: In this second dataset, only the content request IDs are stored, and the task is the traditional time-series task of predicting the next to-be-requested content given L historical content request information. In our simulation, we consider $L = 10$, which can be easily extended for other configurations. Like any other time-series prediction task, this to-be-requested content prediction task for video caching also depends on the correlation in the request patterns. However, in our case, since the dataset is generated following the preference-popularity tradeoffs, the pattern in the content requests may not be obvious. Nonetheless, we use the *Genie*-aided centralized SGD as the performance upper bound for the adopted ML model.

Our empirical results validate the difficulty in predicting future content requests. For example, even with *Genie*-aided centralized SGD, we notice that the best test accuracy with the LSTM model is about 58%, while it was about 66% with dataset-1. Recall that both datasets have the same content request model but have different feature sets. Therefore, although dataset-2 requires significantly lower storage memory, the performance gap is apparent. Nonetheless, if LSTM and dataset-2 are used, we observe in Fig. 6 that our proposed OSAFL algorithm significantly outperforms the modified baselines.

For both $K = 1$ and $K = 2$, all FL baselines, except the M-AFA-CD, have increasing trends in the test metrics. However, we notice stark differences in the modified baselines compared to our solution in both test accuracy and test loss. For example, at $t = 40$, the test accuracies are about 27%, 10%, 7.5%, 6.5%, 5%, and 11% with OSAFL, M-FedAvg, M-FedProx, M-FedNova, M-AFA-CD, and M-FedDisco, respectively, when $K = 1$, and are about 11%, 7%, 5%, 4.5%, 4.5%, and 7%, respectively, when $K = 2$. We observe similar trends in the test loss plots in Figs. 6c - 6d.

Finally, we have listed the best test accuracy and corresponding test loss in Tables IV - V. These results clearly show that the proposed OSAFL algorithm has about 2.26x and 2.05x better test accuracies than the second-best performance for $K = 1$ and $K = 2$, respectively. Besides, the corresponding test losses are 0.76x and 0.86x smaller than the second-best performances, respectively, for $K = 1$ and $K = 2$.

VI. CONCLUSIONS

In this paper, we proposed a new algorithm called OSAFL to tame resource constraints in wireless networks. Our extensive theoretical analysis suggested optimizing the *scores* of the clients for global model aggregation in order to facilitate the proposed algorithm's convergence. Furthermore, due to the fractional objective function and non-convex nature of the original optimization problem, we considered a sub-optimal strategy, which suggested that the *scores* are proportional to the gradient similarities between the client's local gradient and accumulated local gradients from all clients. Moreover, our extensive simulation results with four different ML models validated the effectiveness of the proposed OSAFL algorithm in a video caching task.

REFERENCES

- [1] B. McMahan, E. Moore, D. Ramage, S. Hampson, and B. A. y. Arcas, "Communication-Efficient Learning of Deep Networks from Decentralized Data," in *Proc. AISTAT*, vol. 54. PMLR, 20–22 Apr 2017, pp. 1273–1282.
- [2] S. Niknam, H. S. Dhillon, and J. H. Reed, "Federated learning for wireless communications: Motivation, opportunities, and challenges," *IEEE Commun. Magaz.*, vol. 58, no. 6, pp. 46–51, 2020.
- [3] M. F. Pervej and A. F. Molisch, "Resource-aware hierarchical federated learning in wireless video caching networks," *IEEE Trans. Wireless Commun.*, vol. 24, no. 1, pp. 165–180, 2025.
- [4] S. Hosseinalipour, S. Wang, N. Michelusi, V. Aggarwal, C. G. Brinton, D. J. Love, and M. Chiang, "Parallel successive learning for dynamic distributed model training over heterogeneous wireless networks," *IEEE/ACM Trans. Network.*, vol. 32, no. 1, pp. 222–237, 2024.
- [5] M. F. Pervej, J. Guo, K. J. Kim, K. Parsons, P. Orlik, S. Di Cairano, M. Menner, K. Berntorp, Y. Nagai, and H. Dai, "Mobility, communication and computation aware federated learning for internet of vehicles," in *Proc. IEEE Intel. Vehicles Symp.*, 2022, pp. 750–757.
- [6] P. Pulkkinen and V. Koivunen, "Model-based online learning for active isac waveform optimization," *IEEE J. Sel. Topics Signal Proces.*, vol. 18, no. 5, pp. 737–751, 2024.
- [7] C. Luo, J. Ji, Q. Wang, X. Chen, and P. Li, "Channel state information prediction for 5g wireless communications: A deep learning approach," *IEEE Trans. Network Sci. Engg.*, vol. 7, no. 1, pp. 227–236, 2018.
- [8] A. Taniguchi, Y. Hagiwara, T. Taniguchi, and T. Inamura, "Online spatial concept and lexical acquisition with simultaneous localization and mapping," in *Proc. IEEE/RSJ IROS*. IEEE, 2017.
- [9] Y. Zhang, B. Gao, D. Yang, W. L. Woo, and H. Wen, "Online learning of wearable sensing for human activity recognition," *IEEE Internet Things J.*, vol. 9, no. 23, pp. 24 315–24 327, 2022.
- [10] L. Bottou, F. E. Curtis, and J. Nocedal, "Optimization methods for large-scale machine learning," *SIAM review*, vol. 60, no. 2, pp. 223–311, 2018.
- [11] A. Krizhevsky, "Learning multiple layers of features from tiny images," *Master's Thesis, University of Toronto*, 2009. [Online]. Available: <https://www.cs.utoronto.ca/~kriz/learning-features-2009-TR.pdf>
- [12] S. P. Karimireddy, S. Kale, M. Mohri, S. Reddi, S. Stich, and A. T. Suresh, "SCAFFOLD: Stochastic controlled averaging for federated learning," in *Proc. ICML*, vol. 119. PMLR, 13–18 Jul 2020, pp. 5132–5143.
- [13] T. Li, A. K. Sahu, M. Zaheer, M. Sanjabi, A. Talwalkar, and V. Smith, "Federated optimization in heterogeneous networks," vol. 2, pp. 429–450, 2020.
- [14] J. Wang, Q. Liu, H. Liang, G. Joshi, and H. V. Poor, "Tackling the objective inconsistency problem in heterogeneous federated optimization," in *Proc. NeurIPS*, vol. 33. Curran Associates, Inc., 2020, pp. 7611–7623.
- [15] H. Yang, X. Zhang, P. Khanduri, and J. Liu, "Anarchic federated learning," in *Proc. ICML*, vol. 162. PMLR, 17–23 Jul 2022, pp. 25 331–25 363.
- [16] R. Ye, M. Xu, J. Wang, C. Xu, S. Chen, and Y. Wang, "FedDisco: Federated learning with discrepancy-aware collaboration," in *Proc. ICML*, vol. 202. PMLR, 23–29 Jul 2023, pp. 39 879–39 902.
- [17] M. Chen, Z. Yang, W. Saad, C. Yin, H. V. Poor, and S. Cui, "A joint learning and communications framework for federated learning over wireless networks," *IEEE Trans. Wireless Commun.*, vol. 20, no. 1, pp. 269–283, 2020.
- [18] M. M. Amiri and D. Gündüz, "Federated learning over wireless fading channels," *IEEE Trans. Wireless Commun.*, vol. 19, no. 5, pp. 3546–3557, 2020.
- [19] N. H. Tran, W. Bao, A. Zomaya, M. N. Nguyen, and C. S. Hong, "Federated learning over wireless networks: Optimization model design and analysis," in *Proc. IEEE INFOCOM*. IEEE, 2019, pp. 1387–1395.
- [20] M. F. Pervej, R. Jin, and H. Dai, "Resource constrained vehicular edge federated learning with highly mobile connected vehicles," *IEEE J. Sel. Areas Commun.*, vol. 41, no. 6, pp. 1825–1844, 2023.
- [21] X. Zhou, J. Zhao, H. Han, and C. Guet, "Joint optimization of energy consumption and completion time in federated learning," in *Proc. IEEE ICDCS*, 2022, pp. 1005–1017.
- [22] Z. Zhao, J. Wang, W. Hong, T. Q. S. Quek, Z. Ding, and M. Peng, "Ensemble federated learning with non-iid data in wireless networks," *IEEE Trans. Wireless Commun.*, vol. 23, no. 4, pp. 3557–3571, 2024.
- [23] B. Li, J. Perazzone, A. Swami, and S. Segarra, "Learning to transmit with provable guarantees in wireless federated learning," *IEEE Trans. Wireless Commun.*, vol. 23, no. 7, pp. 7439–7455, 2024.

- [24] Y.-J. Liu, S. Qin, Y. Sun, and G. Feng, "Resource consumption for supporting federated learning in wireless networks," *IEEE Trans. Wireless Commun.*, vol. 21, no. 11, pp. 9974–9989, 2022.
- [25] J. Zhang, S. Chen, X. Zhou, X. Wang, and Y.-B. Lin, "Joint scheduling of participants, local iterations, and radio resources for fair federated learning over mobile edge networks," *IEEE Trans. Mobile Comput.*, vol. 22, no. 7, pp. 3985–3999, 2023.
- [26] R. Saha, S. Misra, A. Chakraborty, C. Chatterjee, and P. K. Deb, "Data-centric client selection for federated learning over distributed edge networks," *IEEE Trans. Parallel Distrib. Sys.*, vol. 34, no. 2, pp. 675–686, 2022.
- [27] J. Yao, Z. Yang, W. Xu, M. Chen, and D. Niyato, "Gomore: Global model reuse for resource-constrained wireless federated learning," *IEEE Wireless Commun. Lett.*, vol. 12, no. 9, pp. 1543–1547, 2023.
- [28] Z. Chen, W. Yi, H. Shin, A. Nallanathan, and G. Y. Li, "Efficient wireless federated learning with partial model aggregation," *IEEE Trans. Commun.*, 2024.
- [29] Z. Liu, M. Sun, T. Zhou, G. Huang, and T. Darrell, "Rethinking the value of network pruning," *arXiv preprint arXiv:1810.05270*, 2018.
- [30] A. Polino, R. Pascanu, and D. Alistarh, "Model compression via distillation and quantization," in *Proc. ICLR*, 2018. [Online]. Available: <https://openreview.net/forum?id=S1XolQbRW>
- [31] Z. Chen, W. Yi, H. Shin, and A. Nallanathan, "Adaptive model pruning for communication and computation efficient wireless federated learning," *IEEE Trans. Wireless Commun.*, vol. 23, no. 7, pp. 7582–7598, 2024.
- [32] M. F. Pervej, R. Jin, and H. Dai, "Hierarchical federated learning in wireless networks: Pruning tackles bandwidth scarcity and system heterogeneity," *IEEE Trans. Wireless Commun.*, 2024.
- [33] S. Wang, M. Chen, C. G. Brinton, C. Yin, W. Saad, and S. Cui, "Performance optimization for variable bitwidth federated learning in wireless networks," *IEEE Trans. Wireless Commun.*, vol. 23, no. 3, pp. 2340–2356, 2024.
- [34] M. Kim, W. Saad, M. Mozaffari, and M. Debbah, "Green, quantized federated learning over wireless networks: An energy-efficient design," *IEEE Trans. Wireless Commun.*, vol. 23, no. 2, pp. 1386–1402, 2024.
- [35] D. Kwon, J. Park, and S. Hong, "Tighter regret analysis and optimization of online federated learning," *IEEE Trans. Pattern Analysis Machine Intel.*, vol. 45, no. 12, pp. 15 772–15 789, 2023.
- [36] S. Sun, Z. Zhang, Q. Pan, M. Liu, Y. Wang, T. He, Y. Chen, and Z. Wu, "Staleness-controlled asynchronous federated learning: Accuracy and efficiency tradeoff," *IEEE Trans. Mobile Comput.*, vol. 23, no. 12, pp. 12 621–12 634, 2024.
- [37] H. Yang, M. Fang, and J. Liu, "Achieving linear speedup with partial worker participation in non-IID federated learning," in *Proc. ICLR*, 2021.
- [38] S. P. Boyd and L. Vandenberghe, *Convex optimization*. Cambridge university press, 2004.
- [39] B. Mandelbrot *et al.*, "An informational theory of the statistical structure of language," *Commun. theory*, vol. 84, no. 21, pp. 486–502, 1953.
- [40] F. N. Iandola, S. Han, M. W. Moskewicz, K. Ashraf, W. J. Dally, and K. Keutzer, "Squeezenet: Alexnet-level accuracy with 50x fewer parameters and < 0.5 mb model size," *arXiv preprint arXiv:1602.07360*, 2016.
- [41] S. Diamond and S. Boyd, "CVXPY: A Python-embedded modeling language for convex optimization," *J. Machine Learn. Research*, vol. 17, no. 83, pp. 1–5, 2016.

SUPPLEMENTARY MATERIALS

APPENDIX A

DETAILS ABOUT CENTRALIZED SGD IMPLEMENTATION WITH TIME-VARYING AND STATIC DATASETS

A. Centralized SGD with Static Dataset

In this case, the training sets from CIFAR10 [11] is used to train a mini-batch SGD algorithm for 100 episodes. We used a simple CNN model and the SGD optimizer with an initial learning rate of 0.1. This learning rate is reduced by 30% during episodes 10, 20, 40, 60, 80 and 90. Besides, we use a mini-batch size of 512.

B. Centralized SGD with Time-Varying Dataset

In this case, for simplicity, the training dataset from [11] is split into $U = 50$ users using a symmetric Dirichlet distribution with parameter **0.9** using the methods described in [20] before the training begins. Note that we distribute the entire training dataset across the clients in a non-overlapping manner before starting the training and assume training samples arrive from these assigned data for simplicity. Denote this dataset for client u by $\mathcal{D}_{u,\text{all}}$. We assume that the client can store only $D_u < |\mathcal{D}_{u,\text{all}}|$ number of training samples in their local datasets. For this simulation, we consider $D_u \in [160, 260]$. Besides, each client gets E_u new samples in every training episode. For simplicity, we calculate E_u as follows

$$E_u := \min \left\{ \left\lfloor \frac{|\mathcal{D}_{u,\text{all}}| - D_u}{T} \right\rfloor, 5 \right\}, \quad (36)$$

where $\lfloor \cdot \rfloor$ denotes the *floor* operation and T is the total number of training episodes.

During the start of the training, we assume that each client has $\mathcal{D}_u^{t=0} = \mathcal{D}_{u,\text{all}}[D_u]$ training samples in their training datasets. As such, a centralized Genie node can have access to all clients' datasets to form a centralized dataset for episode t as $\mathcal{D}^t := \bigcup_{u=0}^{U-1} \mathcal{D}_u^t$. For all $t > 0$, before starting the training for that particular episode, we assume that each client gets E_u new training samples from their respective $\mathcal{D}_{u,\text{all}}$ with probability $p_{u,\text{ac}} \in [0.3, 0.8]$, which can be used to create the time-varying dataset \mathcal{D}^t . We note that when the new E_u training samples arrive, the client removes its oldest E_u sample to make space for these samples.

To that end, the training procedure is similar to the static dataset case with a mini-batch size of 256 and reducing the learning rate by 30% during training episodes 10, 25, 50 and 75.

APPENDIX B
LOCAL RESOURCE OPTIMIZATION PROBLEM (5) TRANSFORMATION AND SOLUTION

Recall that we want to jointly optimize the local rounds, CPU frequency and transmission power as

$$\underset{\kappa_u^t, \bar{f}_u^t, p_u^t}{\text{maximize}} \quad \varepsilon \left[\frac{\kappa_u^t}{0.5vn\bar{n}c_u s_u (\bar{f}_u^t)^2} \right] + (1 - \varepsilon) \left[\frac{\omega \log_2 \left(1 + \frac{\Xi_u^t \Gamma_u^t p_u^t}{\omega \xi^2} \right)}{p_u^t} \right] \quad (37)$$

$$\text{subject to} \quad 0 \leq \kappa_u^t \leq \kappa, \quad (37a)$$

$$0 \leq p_u^t \leq p_{u,\max}, \quad (37b)$$

$$0 \leq \bar{f}_u^t \leq \bar{f}_{u,\max}, \quad (37c)$$

$$0.5vn\bar{n}c_u s_u \kappa_u^t (\bar{f}_u^t)^2 + \frac{N(\text{FPP} + 1) \cdot p_u^t}{\omega \log_2 \left(1 + \frac{\Xi_u^t \Gamma_u^t p_u^t}{\omega \xi^2} \right)} \leq e_{\text{bd}}, \quad (37d)$$

$$\frac{n\bar{n}c_u s_u \kappa_u^t}{\bar{f}_u^t} + \frac{N(\text{FPP} + 1)}{\omega \log_2 \left(1 + \frac{\Xi_u^t \Gamma_u^t p_u^t}{\omega \xi^2} \right)} \leq t_{\text{th}}, \quad (37e)$$

The optimization problem is non-convex and is not easy to solve.

1) *Optimize Local Rounds given CPU frequency and Transmission Power:* Suppose that we have the CPU frequency $\bar{f}_u^{t,i}$ and the transmission power $p_u^{t,i}$. Then, (37) can be rewritten as

$$\underset{\kappa_u^t}{\text{maximize}} \quad \varepsilon \left[\frac{\kappa_u^t}{0.5vn\bar{n}c_u s_u (\bar{f}_u^{t,i})^2} \right] + (1 - \varepsilon) \left[\frac{\omega \log_2 \left(1 + \frac{\Xi_u^t \Gamma_u^t p_u^{t,i}}{\omega \xi^2} \right)}{p_u^{t,i}} \right] \quad (38)$$

$$\text{subject to} \quad 0 \leq \kappa_u^t \leq \kappa, \quad (38a)$$

$$0.5vn\bar{n}c_u s_u \kappa_u^t (\bar{f}_u^{t,i})^2 + \frac{N(\text{FPP} + 1) \cdot p_u^{t,i}}{\omega \log_2 \left(1 + \frac{\Xi_u^t \Gamma_u^t p_u^{t,i}}{\omega \xi^2} \right)} \leq e_{\text{bd}}, \quad (38b)$$

$$\frac{n\bar{n}c_u s_u \kappa_u^t}{\bar{f}_u^{t,i}} + \frac{N(\text{FPP} + 1)}{\omega \log_2 \left(1 + \frac{\Xi_u^t \Gamma_u^t p_u^{t,i}}{\omega \xi^2} \right)} \leq t_{\text{th}}, \quad (38c)$$

Lemma 1

Given the $\bar{f}_u^{t,i}$ and $p_u^{t,i}$, the optimal κ_u^{t*} of (38) is

$$\kappa_u^{t*} = \min \{ \kappa, \min \{ \mathfrak{J}_1, \mathfrak{J}_2 \} \}, \quad (39)$$

$$\text{where } \mathfrak{J}_1 = \left[e_{\text{bd}} - \frac{N(\text{FPP} + 1) \cdot p_u^{t,i}}{\omega \log_2 \left(1 + \frac{\Xi_u^t \Gamma_u^t p_u^{t,i}}{\omega \xi^2} \right)} \right] / \left[0.5vn\bar{n}c_u s_u (\bar{f}_u^{t,i})^2 \right] \text{ and } \mathfrak{J}_2 = \left(\bar{f}_u^{t,i} \left[t_{\text{th}} - \frac{N(\text{FPP} + 1)}{\omega \log_2 \left(1 + \frac{\Xi_u^t \Gamma_u^t p_u^{t,i}}{\omega \xi^2} \right)} \right] \right) / (n\bar{n}c_u s_u).$$

Proof. The energy constraint allows

$$\kappa_u^t \leq \frac{e_{\text{bd}} - \frac{N(\text{FPP} + 1) \cdot p_u^{t,i}}{\omega \log_2 \left(1 + \frac{\Xi_u^t \Gamma_u^t p_u^{t,i}}{\omega \xi^2} \right)}}{0.5vn\bar{n}c_u s_u (\bar{f}_u^{t,i})^2}. \quad (40)$$

Besides, the deadline constraint gives

$$\kappa_u^t \leq \frac{\bar{f}_u^{t,i} \left[t_{\text{th}} - \frac{N(\text{FPP} + 1)}{\omega \log_2 \left(1 + \frac{\Xi_u^t \Gamma_u^t p_u^{t,i}}{\omega \xi^2} \right)} \right]}{n\bar{n}c_u s_u} \quad (41)$$

Therefore, the problem is infeasible if either $\frac{e_{bd} - \frac{N(FPP+1) \cdot p_u^{t,i}}{\omega \log_2 \left(1 + \frac{\Xi_u^t \Gamma_u^t p_u^{t,i}}{\omega \xi^2}\right)}}{0.5 v n \bar{n} c_u s_u (\bar{f}_u^t)^2} < 0$ or $\frac{\bar{f}_u^t \left[t_{th} - \frac{N(FPP+1)}{\omega \log_2 \left(1 + \frac{\Xi_u^t \Gamma_u^t p_u^{t,i}}{\omega \xi^2}\right)} \right]}{n \bar{n} c_u s_u} < 0$. Moreover, given \bar{f}_u^t and $p_u^{t,i}$, the objective function linearly increase with respect to κ_u^t . As such, problem (38) gives the following optimal local rounds

$$\kappa_u^{t*} = \min \left\{ \kappa, \min \left\{ \frac{e_{bd} - \frac{N(FPP+1) \cdot p_u^{t,i}}{\omega \log_2 \left(1 + \frac{\Xi_u^t \Gamma_u^t p_u^{t,i}}{\omega \xi^2}\right)}}{0.5 v n \bar{n} c_u s_u (\bar{f}_u^t)^2}, \frac{\bar{f}_u^t \left[t_{th} - \frac{N(FPP+1)}{\omega \log_2 \left(1 + \frac{\Xi_u^t \Gamma_u^t p_u^{t,i}}{\omega \xi^2}\right)} \right]}{n \bar{n} c_u s_u} \right\} \right\}. \quad (42)$$

■

2) *Optimize CPU Frequency given Local Rounds and Transmission Power:* Given the κ_u^{t*} and the transmission power $p_u^{t,i}$, we optimize the CPU frequency by transforming (37) as

$$\underset{\bar{f}_u^t}{\text{maximize}} \quad \varepsilon \left[\frac{\kappa_u^{t*}}{0.5 v n \bar{n} c_u s_u (\bar{f}_u^t)^2} \right] + (1 - \varepsilon) \left[\frac{\omega \log_2 \left(1 + \frac{\Xi_u^t \Gamma_u^t p_u^{t,i}}{\omega \xi^2}\right)}{p_u^{t,i}} \right] \quad (43)$$

$$\text{subject to} \quad 0 \leq \bar{f}_u^t \leq \bar{f}_{u,\max}, \quad (43a)$$

$$0.5 v n \bar{n} c_u s_u \kappa_u^{t*} (\bar{f}_u^t)^2 + \frac{N(FPP+1) \cdot p_u^{t,i}}{\omega \log_2 \left(1 + \frac{\Xi_u^t \Gamma_u^t p_u^{t,i}}{\omega \xi^2}\right)} \leq e_{bd}, \quad (43b)$$

$$\frac{n \bar{n} c_u s_u \kappa_u^{t*}}{\bar{f}_u^t} + \frac{N(FPP+1)}{\omega \log_2 \left(1 + \frac{\Xi_u^t \Gamma_u^t p_u^{t,i}}{\omega \xi^2}\right)} \leq t_{th}, \quad (43c)$$

Lemma 2

Given κ_u^{t*} and $p_u^{t,i}$, the optimal solution of (43) is

$$\bar{f}_u^{t*} = \frac{n \bar{n} c_u s_u \kappa_u^{t*} \times \omega \log_2 \left(1 + \frac{\Xi_u^t \Gamma_u^t p_u^{t,i}}{\omega \xi^2}\right)}{t_{th} \times \omega \log_2 \left(1 + \frac{\Xi_u^t \Gamma_u^t p_u^{t,i}}{\omega \xi^2}\right) - N(FPP+1)}. \quad (44)$$

Proof. Observe that the objective function is monotonically decreasing with respect to \bar{f}_u^t because

$$\frac{\partial \left(\varepsilon \left[\frac{\kappa_u^{t*}}{0.5 v n \bar{n} c_u s_u (\bar{f}_u^t)^2} \right] + (1 - \varepsilon) \left[\frac{\omega \log_2 \left(1 + \frac{\Xi_u^t \Gamma_u^t p_u^{t,i}}{\omega \xi^2}\right)}{p_u^{t,i}} \right] \right)}{\partial \bar{f}_u^t} = \frac{-\varepsilon \kappa_u^{t*}}{v n \bar{n} c_u s_u (\bar{f}_u^t)^3}. \quad (45)$$

Then, the energy budget constraint gives the upper bound for the CPU frequency as

$$\bar{f}_u^t \leq \sqrt{\frac{e_{bd} - \frac{N(FPP+1) \cdot p_u^{t,i}}{\omega \log_2 \left(1 + \frac{\Xi_u^t \Gamma_u^t p_u^{t,i}}{\omega \xi^2}\right)}}{0.5 v n \bar{n} c_u s_u \kappa_u^{t*}}} = \sqrt{\frac{e_{bd} \times \omega \log_2 \left(1 + \frac{\Xi_u^t \Gamma_u^t p_u^{t,i}}{\omega \xi^2}\right) - N(FPP+1) \cdot p_u^{t,i}}{0.5 v n \bar{n} c_u s_u \kappa_u^{t*} \times \omega \log_2 \left(1 + \frac{\Xi_u^t \Gamma_u^t p_u^{t,i}}{\omega \xi^2}\right)}}. \quad (46)$$

Besides, the deadline constraint gives the lower bound as

$$\bar{f}_u^t \geq \frac{n \bar{n} c_u s_u \kappa_u^{t*}}{t_{th} - \frac{N(FPP+1)}{\omega \log_2 \left(1 + \frac{\Xi_u^t \Gamma_u^t p_u^{t,i}}{\omega \xi^2}\right)}} = \frac{n \bar{n} c_u s_u \kappa_u^{t*} \times \omega \log_2 \left(1 + \frac{\Xi_u^t \Gamma_u^t p_u^{t,i}}{\omega \xi^2}\right)}{t_{th} \times \omega \log_2 \left(1 + \frac{\Xi_u^t \Gamma_u^t p_u^{t,i}}{\omega \xi^2}\right) - N(FPP+1)}. \quad (47)$$

Therefore, if $\sqrt{\frac{e_{bd} \times \omega \log_2 \left(1 + \frac{\Xi_u^t \Gamma_u^t p_u^{t,i}}{\omega \xi^2} \right) - N(\text{FPP}+1) \cdot p_u^{t,i}}{0.5 v n \bar{n} c_u s_u \kappa_u^{t*} \times \omega \log_2 \left(1 + \frac{\Xi_u^t \Gamma_u^t p_u^{t,i}}{\omega \xi^2} \right)}} < \frac{n \bar{n} c_u s_u \kappa_u^{t*} \times \omega \log_2 \left(1 + \frac{\Xi_u^t \Gamma_u^t p_u^{t,i}}{\omega \xi^2} \right)}{t_{th} \times \omega \log_2 \left(1 + \frac{\Xi_u^t \Gamma_u^t p_u^{t,i}}{\omega \xi^2} \right) - N(\text{FPP}+1)}$, the optimization problem is infeasible.

Besides, if $\frac{n \bar{n} c_u s_u \kappa_u^{t*} \times \omega \log_2 \left(1 + \frac{\Xi_u^t \Gamma_u^t p_u^{t,i}}{\omega \xi^2} \right)}{t_{th} \times \omega \log_2 \left(1 + \frac{\Xi_u^t \Gamma_u^t p_u^{t,i}}{\omega \xi^2} \right) - N(\text{FPP}+1)} > \tilde{f}_{u,\max}$ or $\sqrt{\frac{e_{bd} \times \omega \log_2 \left(1 + \frac{\Xi_u^t \Gamma_u^t p_u^{t,i}}{\omega \xi^2} \right) - N(\text{FPP}+1) \cdot p_u^{t,i}}{0.5 v n \bar{n} c_u s_u \kappa_u^{t*} \times \omega \log_2 \left(1 + \frac{\Xi_u^t \Gamma_u^t p_u^{t,i}}{\omega \xi^2} \right)}} < 0$, the problem is infeasible.

Since the objective function is monotonically decreasing with respect to CPU frequency, the optimal CPU frequency is

$$\tilde{f}_u^* = \frac{n \bar{n} c_u s_u \kappa_u^{t*} \times \omega \log_2 \left(1 + \frac{\Xi_u^t \Gamma_u^t p_u^{t,i}}{\omega \xi^2} \right)}{t_{th} \times \omega \log_2 \left(1 + \frac{\Xi_u^t \Gamma_u^t p_u^{t,i}}{\omega \xi^2} \right) - N(\text{FPP}+1)}. \quad (48)$$

■

3) *Optimize Transmission Power given Local Rounds and CPU Frequency:* Given the local rounds κ_u^{t*} and CPU frequency \tilde{f}_u^* , we optimize the transmission power by transforming (37) as

$$\underset{p_u^t}{\text{maximize}} \quad \varepsilon \left[\frac{\kappa_u^{t*}}{0.5 v n \bar{n} c_u s_u (\tilde{f}_u^*)^2} \right] + (1 - \varepsilon) \left[\frac{\omega \log_2 \left(1 + \frac{\Xi_u^t \Gamma_u^t p_u^t}{\omega \xi^2} \right)}{p_u^t} \right] \quad (49)$$

$$\text{subject to} \quad 0 \leq p_u^t \leq p_{u,\max}, \quad (49a)$$

$$0.5 v n \bar{n} c_u s_u \kappa_u^{t*} (\tilde{f}_u^*)^2 + \frac{N(\text{FPP}+1) \cdot p_u^t}{\omega \log_2 \left(1 + \frac{\Xi_u^t \Gamma_u^t p_u^t}{\omega \xi^2} \right)} \leq e_{bd}, \quad (49b)$$

$$p_u^t \geq \frac{\omega \xi^2 \left(2 \left[\frac{N(\text{FPP}+1) \tilde{f}_u^{t*}}{\omega (t_{th} \tilde{f}_u^{t*} - n \bar{n} c_u s_u \kappa_u^{t*})} \right] - 1 \right)}{\Xi_u^t \Gamma_u^t}, \quad (49c)$$

This problem is not convex due to the second terms in the objective function and in the second constraint. Therefore, in the following, we approximate these non-convex term and use SCA to approximately solve this problem.

Approximate the fractional and non-convex objective function as

$$\begin{aligned} \tilde{e}_u^t &:= \frac{\omega \log_2 \left(1 + \frac{\Xi_u^t \Gamma_u^t p_u^t}{\omega \xi^2} \right)}{p_u^t} = \frac{\omega \log \left(1 + \frac{\Xi_u^t \Gamma_u^t p_u^t}{\omega \xi^2} \right)}{\log(2) p_u^t} \\ &\approx \frac{\omega}{\log(2)} \left[\frac{\log \left(1 + \frac{\Xi_u^t \Gamma_u^t p_u^{t,i,j}}{\omega \xi^2} \right)}{p_u^{t,i,j}} + \left(\frac{\Xi_u^t \Gamma_u^t}{p_u^{t,i,j} \times \omega \xi^2 \left(1 + \frac{\Xi_u^t \Gamma_u^t p_u^{t,i,j}}{\omega \xi^2} \right)} - \frac{\log \left(1 + \frac{\Xi_u^t \Gamma_u^t p_u^{t,i,j}}{\omega \xi^2} \right)}{(p_u^{t,i,j})^2} \right) [p_u^t - p_u^{t,i,j}] \right], \end{aligned} \quad (50)$$

where $p_u^{t,i,j}$ is an initial feasible point.

The non-convex part in the energy constraint is approximated as

$$\begin{aligned} \tilde{e}_u^t &:= \frac{N(\text{FPP}+1) \cdot p_u^t}{\omega \log_2 \left(1 + \frac{\Xi_u^t \Gamma_u^t p_u^t}{\omega \xi^2} \right)} = \frac{\log(2) N(\text{FPP}+1)}{\omega} \cdot \frac{p_u^t}{\log \left(1 + \frac{\Xi_u^t \Gamma_u^t p_u^t}{\omega \xi^2} \right)} \\ &\approx \frac{N \log(2) (\text{FPP}+1)}{\omega} \left[\frac{p_u^{t,i,j}}{\log \left(1 + \frac{\Xi_u^t \Gamma_u^t p_u^{t,i,j}}{\omega \xi^2} \right)} + \left(\frac{1}{\log \left(1 + \frac{\Xi_u^t \Gamma_u^t p_u^{t,i,j}}{\omega \xi^2} \right)} - \frac{\Xi_u^t \Gamma_u^t \cdot p_u^{t,i,j}}{\left\{ \log \left(1 + \frac{\Xi_u^t \Gamma_u^t p_u^{t,i,j}}{\omega \xi^2} \right) \right\}^2 \times (\omega \xi^2 + \Xi_u^t \Gamma_u^t p_u^{t,i,j})} \right) [p_u^t - p_u^{t,i,j}] \right] \end{aligned} \quad (51)$$

Therefore, we rewrite the approximate problem as

$$\underset{p_u^t}{\text{maximize}} \quad \varepsilon \left[\frac{\kappa_u^{t*}}{0.5 v n \bar{n} c_u s_u (\tilde{f}_u^*)^2} \right] + (1 - \varepsilon) \tilde{e}_u^t \quad (52)$$

$$\text{subject to} \quad 0 \leq p_u^t \leq p_{u,\max}, \quad (52a)$$

Algorithm 3: Get Optimized Transmission Power

Input: κ_u^* , \bar{f}_u^* , initial point $p_u^{t,i,j}$, $j = 0$, total iteration J , precision level ϖ_0

2 Repeat:

3 $j \leftarrow j + 1$

4 Solve (52) using κ_u^* , \bar{f}_u^* and initial point $p_u^{t,i,j-1}$ to get p_u^{t*}

5 Set $p_u^{t,i,j} \leftarrow p_u^{t*}$

6 **Until** converge with precision ϖ_0 or $j = J$

Output: optimized transmission power p_u^{t*}

Algorithm 4: Iterative Solution for Local Resource Optimization

Input: Initial points $\bar{f}_u^{t,i=0}$ and $p_u^{t,i=0}$; $i = 0$, total iteration I , precision level ϖ_1

2 Repeat:

3 $i \leftarrow i + 1$

4 Use $\bar{f}_u^{t,i-1}$ and $p_u^{t,i-1}$ to get κ_u^{t*} using (42)

5 Use κ_u^{t*} and $p_u^{t,i-1}$ to get \bar{f}_u^{t*} using (44)

6 Set $\bar{f}_u^{t,i} \leftarrow \bar{f}_u^{t*}$

7 Use κ_u^{t*} and $\bar{f}_u^{t,i}$ to get p_u^{t*} using Algorithm 3

8 Set $p_u^{t,i} \leftarrow p_u^{t*}$

9 **Until** converge with precision ϖ_1 or $i = I$

Output: optimized local round κ_u^{t*} , CPU frequency f_u^{t*} and transmission power p_u^{t*}

$$0.5vn\bar{n}c_us_u\kappa_u^{t*}(\bar{f}_u^{t*})^2 + \bar{e}_u^t \leq e_{bd}, \quad (52b)$$

$$p_u^t \geq \frac{\omega\xi^2 \left(2^{\left\lceil \frac{N(\text{FPP}+1)\bar{f}_u^{t*}}{\omega(\text{th}_{\bar{f}_u^{t*}} - n\bar{n}c_us_u\kappa_u^{t*})} \right\rceil} - 1 \right)}{\Xi_u^t \Gamma_u^t}, \quad (52c)$$

The problem is convex and can be solved efficiently with existing tools like CVX [41]. We use Algorithm 3 and CVX to solve this problem.

As such, we iteratively solve problem (37) using the solutions for the above three sub-problems. The detailed steps are summarized in Algorithm 4.

APPENDIX C PROOF OF THEOREM 1

A. Key Equations

Each client have the following local objective

$$f_u(\mathbf{w}|\mathcal{D}_u^t) := \frac{1}{|\mathcal{D}_u^t|} \sum_{(\mathbf{x},y) \in \mathcal{D}_u^t} l(\mathbf{w}|\mathbf{x},y), \quad (53)$$

where $l(\mathbf{w}|\mathbf{x},y)$ is the loss associated to training sample (\mathbf{x},y) and \mathcal{D}_u^t is the available training dataset of client u during global round t .

Upon receiving the global model \mathbf{w}^t from the central server (CS), the clients synchronize their local models $\mathbf{w}_u^{t,0} \leftarrow \mathbf{w}^t$ and take $\kappa_u^t \in [1, \kappa]$ number of local stochastic gradient descent (SGD) steps

$$\mathbf{w}_u^{t,\kappa_u^t} = \mathbf{w}_u^{t,0} - \eta \sum_{\tau=0}^{\kappa_u^t-1} g_u(\mathbf{w}_u^{t,\tau}|\mathcal{D}_u^t), \quad (54)$$

where η is the learning rate.

Upon finishing the local training, the clients offload normalized accumulated gradients

$$\mathbf{d}_u^t := \frac{1}{\kappa_u^t} \sum_{\tau=0}^{\kappa_u^t-1} g_u(\mathbf{w}_u^{t,\tau}|\mathcal{D}_u^t) = \frac{\mathbf{w}_u^{t,0} - \mathbf{w}_u^{t,\kappa_u^t}}{\eta \kappa_u^t} \quad (55)$$

The CS takes a global SGD step with step size $\tilde{\eta}$ using the normalized accumulated gradients as

$$\mathbf{w}^{t+1} = \mathbf{w}^t - \tilde{\eta} \eta \sum_{u=0}^{U-1} \alpha_u \tilde{\mathbf{d}}_u^t, \quad (56)$$

where $\tilde{\mathbf{d}}_u^t := \Delta_u^t \mathbf{d}_u^t$ and Δ_u^t is the *score* of client u during time t .

Using the convergence bound, we optimize this *score* and find that

$$\begin{aligned} \Delta_u^t &\propto \text{Constant} + \left[\frac{C_u}{2\beta\eta\tilde{\eta}\sigma^2\alpha_u^2 + C_u} \right] \lambda_u^t \\ &\propto \lambda_u^t = \frac{\chi + \frac{\langle \mathbf{d}^t, \mathbf{d}_u^t \rangle}{\|\mathbf{d}^t\|_2 \|\mathbf{d}_u^t\|_2}}{\chi + 1}, \end{aligned} \quad (57)$$

where $C_u := 8\alpha_u\kappa_u^t\beta^2\eta^2\sigma^2 + 64\alpha_u\Phi_u^t(\beta\eta\kappa_u^t)^2 + 32\rho_2\alpha_u\delta_u^t(\beta\eta\kappa_u^t)^2 + 32\rho_1\alpha_u(\beta\eta\kappa_u^t)^2$, $\mathbf{d}^t := \frac{1}{U} \sum_{u=0}^{U-1} \mathbf{d}_u^t$ and $\chi \geq 1$ is a control parameter.

The proposed online-score-aided federated learning (OSAF_L) thus has the following global objective function.

$$f(\mathbf{w}^t|\mathcal{D}^t) := \sum_{u=0}^{U-1} \alpha_u \Delta_u^t f_u(\mathbf{w}^t|\mathcal{D}_u^t) \quad (58)$$

B. Key Assumptions

We make the following standard assumptions [14]–[16], [20], [32] that are needed for the theoretical analysis.

Assumption 1 (Smoothness). *The local loss functions are β -Lipschitz smooth. That is, for some $\beta > 0$,*

$$\|\nabla f_u(\mathbf{w}|\mathcal{D}_u^t) - \nabla f_u(\mathbf{w}'|\mathcal{D}_u^t)\| \leq \beta \|\mathbf{w} - \mathbf{w}'\|, \quad \text{for all } \mathbf{w}, \mathbf{w}' \in \mathbb{R}^N \text{ and } u \in \mathcal{U}. \quad (59)$$

Assumption 2 (Unbiased gradient with bounded variance). *The stochastic gradient at each client is an unbiased estimate of the client's true gradient, i.e., $\mathbb{E}_{\zeta \sim \mathcal{D}_u^t} [g_u(\mathbf{w}|\mathcal{D}_u^t)] = \nabla f_u(\mathbf{w}|\mathcal{D}_u^t)$, where $\mathbb{E}[\cdot]$ is the expectation operator. Besides, the stochastic gradient has a bounded variance, i.e., $\mathbb{E}_{\zeta \sim \mathcal{D}_u^t} [\|g_u(\mathbf{w}|\mathcal{D}_u^t) - \nabla f_u(\mathbf{w}|\mathcal{D}_u^t)\|^2] \leq \sigma^2$, for some $\sigma \geq 0$ and for all $u \in \mathcal{U}$.*

Assumption 3 (Bounded gradient dissimilarity). *There exist some finite constants $\rho_1 \geq 1$ and $\rho_2 \geq 0$ such that the local and global gradients have the following relationship*

$$\|\nabla f_u(\mathbf{w}|\mathcal{D}_u^t)\|^2 \leq \rho_1 \|\nabla f(\mathbf{w}|\mathcal{D}^t)\|^2 + \rho_2 \delta_u^t, \quad (60)$$

where δ_u^t is the difference between the statistical data distributions of \mathcal{D}^t and \mathcal{D}_u^t . In practice, δ_u^t can be defined based on a predefined metric such as KL divergence or L_2 difference of the distributions [16]. We assume that $\rho_1 = 1$ and $\rho_2 = 0$ when all clients have identical data distributions.

While assumptions 1 and 2 are standard and widely used for the theoretical analysis of SGD [10], assumption 3 is adopted inspired by similar assumption in [4], [14], [16].

Definition 1 (Local data distribution shift). Suppose that a client has datasets \mathcal{D}_u^{t-1} and \mathcal{D}_u^t during the global round $(t-1)$ and t , respectively, and $|\mathcal{D}_u^{t-1}| = |\mathcal{D}_u^t| = D_u$. Then, there exist a $\Phi_u^t \geq 0$ that measures the shift in the distributions of the client's dataset between two consecutive global round as

$$\|\nabla f_u(\mathbf{w}|\mathcal{D}_u^{t-1}) - \nabla f_u(\mathbf{w}|\mathcal{D}_u^t)\|^2 \leq \Phi_u^t, \quad \forall u \in \mathcal{U}, \quad (61)$$

with $\Phi_u^{t=0} = 0$.

When the distributions of \mathcal{D}_u^{t-1} and \mathcal{D}_u^t are identical, (61) implies that $\Phi_u^t = 0$. Intuitively, while it is possible to consider that Φ_u^t may vary arbitrarily in each global round t , such uncontrolled variations in data distributions may cause instability in the trained model. As such, it is practical to consider $0 \leq \Phi_u^t \leq \Phi_u$ for all u in all t .

Theorem 1

Suppose the above assumptions hold. When the learning rates satisfy $\eta \tilde{\eta} \leq \frac{1}{\beta}$ and $\eta < \frac{1}{2\sqrt{2}\beta\kappa}$, we have

$$\frac{1}{T} \sum_{t=0}^{T-1} \mathbb{E} [\|\nabla f(\mathbf{w}^t|\mathcal{D}^t)\|^2] \leq \frac{1}{T} \sum_{t=0}^{T-1} \left\{ \frac{1}{A^t} \left[\frac{2(\mathbb{E}[f(\mathbf{w}^t|\mathcal{D}^t)] - \mathbb{E}[f(\mathbf{w}^{t+1}|\mathcal{D}^{t+1})])}{\eta \tilde{\eta}} + \beta \eta \tilde{\eta} \sigma^2 \sum_{u=0}^{U-1} (\alpha_u \Delta_u^t)^2 + \right. \right. \\ \left. \left. 4\beta^2 \eta^2 \sigma^2 \sum_{u=0}^{U-1} \alpha_u \kappa_u^t B_u^t + 32\beta^2 \eta^2 \sum_{u=0}^{U-1} \alpha_u B_u^t \Phi_u^t (\kappa_u^t)^2 + 16\rho_2 \beta^2 \eta^2 \sum_{u=0}^{U-1} \alpha_u \delta_u^t B_u^t (\kappa_u^t)^2 \right] \right\}. \quad (62)$$

where $A^t := 1 - 16\rho_1 \beta^2 \eta^2 \sum_{u=0}^{U-1} \alpha_u (\kappa_u^t)^2 B_u^t$ and $B_u^t = (\Delta_u^t)^2 - 2\Delta_u^t \lambda_u^t + 2(\lambda_u^t)^2$.

Proof. For convenience, we denote

$$\tilde{\mathbf{d}}_u^t := \Delta_u^t \mathbf{d}_u^t = \Delta_u^t \frac{1}{\kappa_u^t} \sum_{\tau=0}^{\kappa_u^t-1} g_u(\mathbf{w}_u^{t,\tau}|\mathcal{D}_u^t) \quad (63)$$

$$\tilde{\mathbf{h}}_u^t := \Delta_u^t \mathbf{h}_u^t = \Delta_u^t \frac{1}{\kappa_u^t} \sum_{\tau=0}^{\kappa_u^t-1} \nabla f_u(\mathbf{w}_u^{t,\tau}|\mathcal{D}_u^t) \quad (64)$$

Using the aggregation rule and β -smoothness property, we write

$$f(\mathbf{w}^{t+1}|\mathcal{D}^{t+1}) \leq f(\mathbf{w}^t|\mathcal{D}^t) - \left\langle \nabla f(\mathbf{w}^t|\mathcal{D}^t), \eta \tilde{\eta} \sum_{u=0}^{U-1} \alpha_u \tilde{\mathbf{d}}_u^t \right\rangle + \frac{\beta \eta^2 \tilde{\eta}^2}{2} \left\| \sum_{u=0}^{U-1} \alpha_u \tilde{\mathbf{d}}_u^t \right\|^2, \quad (65)$$

Now, we write the following by taking expectation on both sides (for the randomness due to client's mini-batch sampling).

$$\mathbb{E}[f(\mathbf{w}^{t+1}|\mathcal{D}^{t+1})] = \mathbb{E}[f(\mathbf{w}^t|\mathcal{D}^t)] - \underbrace{\eta \tilde{\eta} \mathbb{E} \left[\left\langle \nabla f(\mathbf{w}^t|\mathcal{D}^t), \sum_{u=0}^{U-1} \alpha_u \tilde{\mathbf{d}}_u^t \right\rangle \right]}_{T_1} + \underbrace{\frac{\beta \eta^2 \tilde{\eta}^2}{2} \mathbb{E} \left[\left\| \sum_{u=0}^{U-1} \alpha_u \tilde{\mathbf{d}}_u^t \right\|^2 \right]}_{T_2}, \quad (66)$$

We simplify T_1 as

$$\begin{aligned} T_1 &= \mathbb{E} \left[\left\langle \nabla f(\mathbf{w}^t|\mathcal{D}^t), \sum_{u=0}^{U-1} \alpha_u \tilde{\mathbf{d}}_u^t + \sum_{u=0}^{U-1} \alpha_u \tilde{\mathbf{h}}_u^t - \sum_{u=0}^{U-1} \alpha_u \tilde{\mathbf{h}}_u^t \right\rangle \right] \\ &= \mathbb{E} \left[\left\langle \nabla f(\mathbf{w}^t|\mathcal{D}^t), \sum_{u=0}^{U-1} \alpha_u \tilde{\mathbf{d}}_u^t - \sum_{u=0}^{U-1} \alpha_u \tilde{\mathbf{h}}_u^t \right\rangle \right] + \mathbb{E} \left[\left\langle \nabla f(\mathbf{w}^t|\mathcal{D}^t), \sum_{u=0}^{U-1} \alpha_u \tilde{\mathbf{h}}_u^t \right\rangle \right] \\ &= \mathbb{E} \left[\left\langle \nabla f(\mathbf{w}^t|\mathcal{D}^t), \sum_{u=0}^{U-1} \alpha_u \Delta_u^t [\mathbf{d}_u^t - \mathbf{h}_u^t] \right\rangle \right] + \mathbb{E} \left[\left\langle \nabla f(\mathbf{w}^t|\mathcal{D}^t), \sum_{u=0}^{U-1} \alpha_u \tilde{\mathbf{h}}_u^t \right\rangle \right] \\ &= \mathbb{E} \left[\left\langle \nabla f(\mathbf{w}^t|\mathcal{D}^t), \sum_{u=0}^{U-1} \alpha_u \Delta_u^t \frac{1}{\kappa_u^t} \sum_{\tau=0}^{\kappa_u^t-1} [g_u(\mathbf{w}_u^{t,\tau}|\mathcal{D}_u^t) - \nabla f_u(\mathbf{w}_u^{t,\tau}|\mathcal{D}_u^t)] \right\rangle \right] + \mathbb{E} \left[\left\langle \nabla f(\mathbf{w}^t|\mathcal{D}^t), \sum_{u=0}^{U-1} \alpha_u \tilde{\mathbf{h}}_u^t \right\rangle \right] \\ &\stackrel{(a)}{=} \mathbb{E} \left[\left\langle \nabla f(\mathbf{w}^t|\mathcal{D}^t), \sum_{u=0}^{U-1} \alpha_u \tilde{\mathbf{h}}_u^t \right\rangle \right] \end{aligned}$$

$$\stackrel{(b)}{=} \frac{1}{2} \mathbb{E} \left[\left\| \nabla f(\mathbf{w}^t | \mathcal{D}^t) \right\|^2 \right] + \frac{1}{2} \mathbb{E} \left[\left\| \sum_{u=0}^{U-1} \alpha_u \tilde{\mathbf{h}}_u^t \right\|^2 \right] - \frac{1}{2} \mathbb{E} \left[\left\| \nabla f(\mathbf{w}^t | \mathcal{D}^t) - \sum_{u=0}^{U-1} \alpha_u \tilde{\mathbf{h}}_u^t \right\|^2 \right] \quad (67)$$

where (a) stems from assumption 2, since we have, $\mathbb{E} [g_u(\mathbf{w}_u^{t,\tau} | \mathcal{D}_u^t)] = \nabla f_u(\mathbf{w}_u^{t,\tau} | \mathcal{D}_u^t)$. Besides, (b) comes from the fact that $\|\mathbf{x} - \mathbf{y}\|^2 = \|\mathbf{x}\|^2 + \|\mathbf{y}\|^2 - 2\langle \mathbf{x}, \mathbf{y} \rangle$.

Simplify T_2 as

$$\begin{aligned} T_2 &= \frac{\beta \eta^2 \tilde{\eta}^2}{2} \mathbb{E} \left[\left\| \sum_{u=0}^{U-1} \alpha_u \tilde{\mathbf{d}}_u^t \right\|^2 \right] \\ &\stackrel{(a)}{=} \frac{\beta \eta^2 \tilde{\eta}^2}{2} \left\{ \mathbb{E} \left[\left\| \sum_{u=0}^{U-1} \alpha_u \tilde{\mathbf{d}}_u^t - \mathbb{E} \left[\sum_{u=0}^{U-1} \alpha_u \tilde{\mathbf{d}}_u^t \right] \right\|^2 \right] + \left(\mathbb{E} \left[\sum_{u=0}^{U-1} \alpha_u \tilde{\mathbf{d}}_u^t \right] \right)^2 \right\} \\ &\stackrel{(b)}{=} \frac{\beta \eta^2 \tilde{\eta}^2}{2} \left\{ \mathbb{E} \left[\left\| \sum_{u=0}^{U-1} \alpha_u \tilde{\mathbf{d}}_u^t - \sum_{u=0}^{U-1} \alpha_u \tilde{\mathbf{h}}_u^t \right\|^2 \right] + \left\| \sum_{u=0}^{U-1} \alpha_u \tilde{\mathbf{h}}_u^t \right\|^2 \right\} \\ &= \frac{\beta \eta^2 \tilde{\eta}^2}{2} \left\{ \mathbb{E} \left[\left\| \sum_{u=0}^{U-1} \alpha_u \frac{\Delta_u^t}{\kappa_u^t} \sum_{\tau=0}^{\kappa_u^t-1} \left(g_u(\mathbf{w}_u^{t,\tau} | \mathcal{D}_u^t) - \nabla f_u(\mathbf{w}_u^{t,\tau} | \mathcal{D}_u^t) \right) \right\|^2 \right] + \left\| \sum_{u=0}^{U-1} \alpha_u \tilde{\mathbf{h}}_u^t \right\|^2 \right\} \\ &\stackrel{(c)}{=} \frac{\beta \eta^2 \tilde{\eta}^2}{2} \sum_{u=0}^{U-1} \alpha_u^2 \mathbb{E} \left[\left\| \frac{\Delta_u^t}{\kappa_u^t} \sum_{\tau=0}^{\kappa_u^t-1} \left(g_u(\mathbf{w}_u^{t,\tau} | \mathcal{D}_u^t) - \nabla f_u(\mathbf{w}_u^{t,\tau} | \mathcal{D}_u^t) \right) \right\|^2 \right] + \frac{\beta \eta^2 \tilde{\eta}^2}{2} \left\| \sum_{u=0}^{U-1} \alpha_u \tilde{\mathbf{h}}_u^t \right\|^2 \\ &\stackrel{(d)}{\leq} \frac{\beta \eta^2 \tilde{\eta}^2}{2} \sum_{u=0}^{U-1} \alpha_u^2 \frac{(\Delta_u^t)^2}{\kappa_u^t} \sum_{\tau=0}^{\kappa_u^t-1} \mathbb{E} \left[\left\| g_u(\mathbf{w}_u^{t,\tau} | \mathcal{D}_u^t) - \nabla f_u(\mathbf{w}_u^{t,\tau} | \mathcal{D}_u^t) \right\|^2 \right] + \frac{\beta \eta^2 \tilde{\eta}^2}{2} \left\| \sum_{u=0}^{U-1} \alpha_u \tilde{\mathbf{h}}_u^t \right\|^2 \\ &\stackrel{(e)}{\leq} \frac{\beta \eta^2 \tilde{\eta}^2 \sigma^2}{2} \sum_{u=0}^{U-1} \alpha_u^2 (\Delta_u^t)^2 + \frac{\beta \eta^2 \tilde{\eta}^2}{2} \left\| \sum_{u=0}^{U-1} \alpha_u \tilde{\mathbf{h}}_u^t \right\|^2, \quad (68) \end{aligned}$$

where we used the definition of variance in (a). Besides, (b) is true since $\mathbb{E} [\tilde{\mathbf{d}}_u^t] = \mathbb{E} [\Delta_u^t \mathbf{d}_u^t] = \mathbb{E} \left[\Delta_u^t \frac{1}{\kappa_u^t} \sum_{\tau=0}^{\kappa_u^t-1} g_u(\mathbf{w}_u^{t,\tau} | \mathcal{D}_u^t) \right] = \Delta_u^t \frac{1}{\kappa_u^t} \sum_{\tau=0}^{\kappa_u^t-1} \mathbb{E} [g_u(\mathbf{w}_u^{t,\tau} | \mathcal{D}_u^t)] = \Delta_u^t \frac{1}{\kappa_u^t} \sum_{\tau=0}^{\kappa_u^t-1} \nabla f_u(\mathbf{w}_u^{t,\tau} | \mathcal{D}_u^t) = \tilde{\mathbf{h}}_u^t$. Furthermore, (c) stems from the unbiased stochastic gradients assumption and the independence of the stochastic gradients. Moreover, (d) comes from the fact that $\|\sum_{i=0}^{I-1} \mathbf{x}_i\|^2 = \|\sum_{i=0}^{I-1} 1 \cdot \mathbf{x}_i\|^2 \leq I \sum_{i=0}^{I-1} \|\mathbf{x}_i\|^2$ from Cauchy-Schwarz inequality. Finally, (e) appears from the bounded variance of the gradients assumption.

Plugging T_1 and T_2 in (66), and taking expectation on both sides, we get

$$\begin{aligned} \mathbb{E} [f(\mathbf{w}^{t+1} | \mathcal{D}^{t+1})] &\leq \mathbb{E} [f(\mathbf{w}^t | \mathcal{D}^t)] - \frac{\eta \tilde{\eta}}{2} \mathbb{E} \left[\left\| \nabla f(\mathbf{w}^t | \mathcal{D}^t) \right\|^2 \right] - \frac{\eta \tilde{\eta}}{2} \mathbb{E} \left[\left\| \sum_{u=0}^{U-1} \alpha_u \tilde{\mathbf{h}}_u^t \right\|^2 \right] + \frac{\eta \tilde{\eta}}{2} \mathbb{E} \left[\left\| \nabla f(\mathbf{w}^t) - \sum_{u=0}^{U-1} \alpha_u \tilde{\mathbf{h}}_u^t \right\|^2 \right] + \\ &\quad \frac{\beta \eta^2 \tilde{\eta}^2 \sigma^2}{2} \sum_{u=0}^{U-1} \alpha_u^2 (\Delta_u^t)^2 + \frac{\beta \eta^2 \tilde{\eta}^2}{2} \mathbb{E} \left[\left\| \sum_{u=0}^{U-1} \alpha_u \tilde{\mathbf{h}}_u^t \right\|^2 \right] \\ &= \mathbb{E} [f(\mathbf{w}^t | \mathcal{D}^t)] - \frac{\eta \tilde{\eta}}{2} \mathbb{E} \left[\left\| \nabla f(\mathbf{w}^t | \mathcal{D}^t) \right\|^2 \right] + \frac{\beta \eta^2 \tilde{\eta}^2 \sigma^2}{2} \sum_{u=0}^{U-1} \alpha_u^2 (\Delta_u^t)^2 + \frac{\eta \tilde{\eta}}{2} \mathbb{E} \left[\left\| \nabla f(\mathbf{w}^t | \mathcal{D}^t) - \sum_{u=0}^{U-1} \alpha_u \tilde{\mathbf{h}}_u^t \right\|^2 \right] \\ &\quad - \frac{\eta \tilde{\eta}}{2} (1 - \beta \eta \tilde{\eta}) \mathbb{E} \left[\left\| \sum_{u=0}^{U-1} \alpha_u \tilde{\mathbf{h}}_u^t \right\|^2 \right]. \quad (69) \end{aligned}$$

When $\eta \tilde{\eta} \leq \frac{1}{\beta}$, we have $(1 - \beta \eta \tilde{\eta}) \geq 0$. Since we are after an upper bound, we drop the last term as

$$\begin{aligned} &\mathbb{E} [f(\mathbf{w}^{t+1} | \mathcal{D}^{t+1})] \\ &\leq \mathbb{E} [f(\mathbf{w}^t | \mathcal{D}^t)] - \frac{\eta \tilde{\eta}}{2} \mathbb{E} \left[\left\| \nabla f(\mathbf{w}^t | \mathcal{D}^t) \right\|^2 \right] + \frac{\beta \eta^2 \tilde{\eta}^2 \sigma^2}{2} \sum_{u=0}^{U-1} \alpha_u^2 (\Delta_u^t)^2 + \underbrace{\frac{\eta \tilde{\eta}}{2} \mathbb{E} \left[\left\| \nabla f(\mathbf{w}^t | \mathcal{D}^t) - \sum_{u=0}^{U-1} \alpha_u \tilde{\mathbf{h}}_u^t \right\|^2 \right]}_{T_3}. \quad (70) \end{aligned}$$

Now we simplify T_3 as

$$\begin{aligned}
T_3 &= \mathbb{E} \left[\left\| \nabla f(\mathbf{w}^t | \mathcal{D}^t) - \sum_{u=0}^{U-1} \alpha_u \tilde{\mathbf{h}}_u^t \right\|^2 \right] \\
&= \mathbb{E} \left[\left\| \sum_{u=0}^{U-1} \alpha_u \Delta_u^t \nabla f_u(\mathbf{w}^t | \mathcal{D}_u^t) - \sum_{u=0}^{U-1} \alpha_u \Delta_u^t \mathbf{h}_u^t \right\|^2 \right] \\
&\stackrel{(a)}{\leq} \sum_{u=0}^{U-1} \alpha_u \mathbb{E} \left[\left\| \Delta_u^t \nabla f_u(\mathbf{w}^t | \mathcal{D}_u^t) - \lambda_u^t \nabla f_u(\mathbf{w}^t | \mathcal{D}_u^t) + \lambda_u^t \nabla f_u(\mathbf{w}^t | \mathcal{D}_u^t) - \lambda_u^t \mathbf{h}_u^t + \lambda_u^t \mathbf{h}_u^t - \Delta_u^t \mathbf{h}_u^t \right\|^2 \right] \\
&= \sum_{u=0}^{U-1} \alpha_u \mathbb{E} \left[\left\| (\Delta_u^t - \lambda_u^t) \nabla f_u(\mathbf{w}^t | \mathcal{D}_u^t) + \lambda_u^t (\nabla f_u(\mathbf{w}^t | \mathcal{D}_u^t) - \mathbf{h}_u^t) - (\Delta_u^t - \lambda_u^t) \mathbf{h}_u^t \right\|^2 \right] \\
&= \sum_{u=0}^{U-1} \alpha_u \mathbb{E} \left[\left\| (\Delta_u^t - \lambda_u^t) [\nabla f_u(\mathbf{w}^t | \mathcal{D}_u^t) - \mathbf{h}_u^t] + \lambda_u^t (\nabla f_u(\mathbf{w}^t | \mathcal{D}_u^t) - \mathbf{h}_u^t) \right\|^2 \right] \\
&\stackrel{(b)}{\leq} 2 \sum_{u=0}^{U-1} \alpha_u \mathbb{E} \left[\left\| (\Delta_u^t - \lambda_u^t) [\nabla f_u(\mathbf{w}^t | \mathcal{D}_u^t) - \mathbf{h}_u^t] \right\|^2 \right] + 2 \sum_{u=0}^{U-1} \alpha_u \mathbb{E} \left[\left\| \lambda_u^t (\nabla f_u(\mathbf{w}^t | \mathcal{D}_u^t) - \mathbf{h}_u^t) \right\|^2 \right] \\
&= 2 \sum_{u=0}^{U-1} \alpha_u \left[(\Delta_u^t)^2 - 2\Delta_u^t \lambda_u^t + (\lambda_u^t)^2 \right] \mathbb{E} \left[\left\| \nabla f_u(\mathbf{w}^t | \mathcal{D}_u^t) - \mathbf{h}_u^t \right\|^2 \right] + 2 \sum_{u=0}^{U-1} \alpha_u (\lambda_u^t)^2 \mathbb{E} \left[\left\| \nabla f_u(\mathbf{w}^t | \mathcal{D}_u^t) - \mathbf{h}_u^t \right\|^2 \right] \\
&= 2 \sum_{u=0}^{U-1} \alpha_u \left[(\Delta_u^t)^2 - 2\Delta_u^t \lambda_u^t + 2(\lambda_u^t)^2 \right] \mathbb{E} \left[\left\| \nabla f_u(\mathbf{w}^t | \mathcal{D}_u^t) - \frac{1}{\kappa_u^t} \sum_{\tau=0}^{\kappa_u^t-1} \nabla f_u(\mathbf{w}_u^{t,\tau} | \mathcal{D}_u^t) \right\|^2 \right] \\
&= 2 \sum_{u=0}^{U-1} \alpha_u \left[(\Delta_u^t)^2 - 2\Delta_u^t \lambda_u^t + 2(\lambda_u^t)^2 \right] \mathbb{E} \left[\left\| \frac{1}{\kappa_u^t} \sum_{\tau=0}^{\kappa_u^t-1} \nabla f_u(\mathbf{w}^t | \mathcal{D}_u^t) - \frac{1}{\kappa_u^t} \sum_{\tau=0}^{\kappa_u^t-1} \nabla f_u(\mathbf{w}_u^{t,\tau} | \mathcal{D}_u^t) \right\|^2 \right] \\
&= 2 \sum_{u=0}^{U-1} \alpha_u \frac{[(\Delta_u^t)^2 - 2\Delta_u^t \lambda_u^t + 2(\lambda_u^t)^2]}{(\kappa_u^t)^2} \mathbb{E} \left[\left\| \sum_{\tau=0}^{\kappa_u^t-1} (\nabla f_u(\mathbf{w}^t | \mathcal{D}_u^t) - \nabla f_u(\mathbf{w}_u^{t,\tau} | \mathcal{D}_u^t)) \right\|^2 \right] \\
&\stackrel{(c)}{\leq} 2 \sum_{u=0}^{U-1} \alpha_u \frac{[(\Delta_u^t)^2 - 2\Delta_u^t \lambda_u^t + 2(\lambda_u^t)^2]}{\kappa_u^t} \sum_{\tau=0}^{\kappa_u^t-1} \mathbb{E} \left[\left\| \nabla f_u(\mathbf{w}^t | \mathcal{D}_u^t) - \nabla f_u(\mathbf{w}_u^{t,\tau} | \mathcal{D}_u^t) \right\|^2 \right] \\
&\stackrel{(d)}{\leq} 2\beta^2 \sum_{u=0}^{U-1} \alpha_u \frac{[(\Delta_u^t)^2 - 2\Delta_u^t \lambda_u^t + 2(\lambda_u^t)^2]}{\kappa_u^t} \sum_{\tau=0}^{\kappa_u^t-1} \mathbb{E} \left[\left\| \mathbf{w}^t - \mathbf{w}_u^{t,\tau} \right\|^2 \right], \tag{71}
\end{aligned}$$

where (a) appears from the convexity of $\|\cdot\|$ and Jensen inequality, i.e., $\|\sum_{i=1}^I \alpha_i \mathbf{x}_i\|^2 \leq \sum_{i=1}^I \alpha_i \|\mathbf{x}_i\|^2$ since $\sum_{i=1}^I \alpha_i = 1$. Besides, (b) and c are the result of the fact that $\|\sum_{i=1}^I \mathbf{x}_i\|^2 \leq I \sum_{i=1}^I \|\mathbf{x}_i\|^2$ from Cauchy-Schwarz inequality. Moreover, (d) stems from the β -smoothness assumption.

Now, plugging T_3 into (70) and re-arranging the terms, we get

$$\begin{aligned}
&\mathbb{E} [f(\mathbf{w}^{t+1} | \mathcal{D}^{t+1})] - \mathbb{E} [f(\mathbf{w}^t | \mathcal{D}^t)] \\
&\leq -\frac{\eta \tilde{\eta}}{2} \mathbb{E} \left[\left\| \nabla f(\mathbf{w}^t | \mathcal{D}^t) \right\|^2 \right] + \frac{\beta \eta^2 \tilde{\eta}^2 \sigma^2}{2} \sum_{u=0}^{U-1} \alpha_u^2 (\Delta_u^t)^2 + \frac{\eta \tilde{\eta}}{2} \left\{ 2\beta^2 \sum_{u=0}^{U-1} \alpha_u \frac{[(\Delta_u^t)^2 - 2\Delta_u^t \lambda_u^t + 2(\lambda_u^t)^2]}{\kappa_u^t} \sum_{\tau=0}^{\kappa_u^t-1} \mathbb{E} \left[\left\| \mathbf{w}^t - \mathbf{w}_u^{t,\tau} \right\|^2 \right] \right\}. \tag{72}
\end{aligned}$$

Now, dividing both sides by $\frac{\eta \tilde{\eta}}{2}$, we get

$$\begin{aligned}
&\frac{2 [\mathbb{E} [f(\mathbf{w}^{t+1} | \mathcal{D}^{t+1})] - \mathbb{E} [f(\mathbf{w}^t | \mathcal{D}^t)]]}{\eta \tilde{\eta}} \\
&\leq -\mathbb{E} \left[\left\| \nabla f(\mathbf{w}^t | \mathcal{D}^t) \right\|^2 \right] + \beta \eta \tilde{\eta} \sigma^2 \sum_{u=0}^{U-1} \alpha_u^2 (\Delta_u^t)^2 + 2\beta^2 \sum_{u=0}^{U-1} \alpha_u \frac{[(\Delta_u^t)^2 - 2\Delta_u^t \lambda_u^t + 2(\lambda_u^t)^2]}{\kappa_u^t} \underbrace{\sum_{\tau=0}^{\kappa_u^t-1} \mathbb{E} \left[\left\| \mathbf{w}^t - \mathbf{w}_u^{t,\tau} \right\|^2 \right]}_{T_4}. \tag{73}
\end{aligned}$$

T_4 is further simplified as

$$\mathbb{E} \left[\left\| \mathbf{w}^t - \mathbf{w}_u^{t,\tau} \right\|^2 \right] = \mathbb{E} \left[\left\| \mathbf{w}^t - \mathbf{w}_u^{t,0} + \eta \sum_{\tau'=0}^{\tau-1} g_u(\mathbf{w}_u^{t,\tau'} | \mathcal{D}_u^t) \right\|^2 \right]$$

$$\begin{aligned}
& \stackrel{(a)}{=} \eta^2 \mathbb{E} \left[\left\| \sum_{\tau'=0}^{\tau-1} g_u(\mathbf{w}_u^{t,\tau'} | \mathcal{D}_u^t) \right\|^2 \right] \\
& = \eta^2 \mathbb{E} \left[\left\| \sum_{\tau'=0}^{\tau-1} g_u(\mathbf{w}_u^{t,\tau'} | \mathcal{D}_u^t) - \sum_{\tau'=0}^{\tau-1} \nabla f_u(\mathbf{w}_u^{t,\tau'} | \mathcal{D}_u^t) + \sum_{\tau'=0}^{\tau-1} \nabla f_u(\mathbf{w}_u^{t,\tau'} | \mathcal{D}_u^t) \right\|^2 \right] \\
& \stackrel{(b)}{\leq} 2\eta^2 \mathbb{E} \left[\left\| \sum_{\tau'=0}^{\tau-1} g_u(\mathbf{w}_u^{t,\tau'} | \mathcal{D}_u^t) - \sum_{\tau'=0}^{\tau-1} \nabla f_u(\mathbf{w}_u^{t,\tau'} | \mathcal{D}_u^t) \right\|^2 \right] + 2\eta^2 \mathbb{E} \left[\left\| \sum_{\tau'=0}^{\tau-1} \nabla f_u(\mathbf{w}_u^{t,\tau'} | \mathcal{D}_u^t) \right\|^2 \right] \\
& \stackrel{(c)}{\leq} 2\eta^2 \sum_{\tau'=0}^{\tau-1} \mathbb{E} \left[\left\| g_u(\mathbf{w}_u^{t,\tau'} | \mathcal{D}_u^t) - \nabla f_u(\mathbf{w}_u^{t,\tau'} | \mathcal{D}_u^t) \right\|^2 \right] + 2\kappa_u^t \eta^2 \sum_{\tau'=0}^{\tau-1} \mathbb{E} \left[\left\| \nabla f_u(\mathbf{w}_u^{t,\tau'} | \mathcal{D}_u^t) \right\|^2 \right] \\
& \stackrel{(d)}{\leq} 2\eta^2 \sum_{\tau'=0}^{\tau-1} \sigma^2 + 2\eta^2 (\kappa_u^t)^2 \mathbb{E} \left[\left\| \nabla f_u(\mathbf{w}_u^{t,\tau} | \mathcal{D}_u^t) \right\|^2 \right] \\
& \stackrel{(e)}{\leq} 2\kappa_u^t \eta^2 \sigma^2 + 2\eta^2 (\kappa_u^t)^2 \mathbb{E} \left[\left\| \nabla f_u(\mathbf{w}_u^{t,\tau} | \mathcal{D}_u^t) \right\|^2 \right] \\
& = 2\kappa_u^t \eta^2 \sigma^2 + 2\eta^2 (\kappa_u^t)^2 \mathbb{E} \left[\left\| \nabla f_u(\mathbf{w}_u^{t,\tau} | \mathcal{D}_u^t) - \nabla f_u(\mathbf{w}_u^{t,\tau} | \mathcal{D}_u^{t-1}) + \nabla f_u(\mathbf{w}_u^{t,\tau} | \mathcal{D}_u^{t-1}) - \nabla f_u(\mathbf{w}^t | \mathcal{D}_u^{t-1}) + \nabla f_u(\mathbf{w}^t | \mathcal{D}_u^{t-1}) \right. \right. \\
& \quad \left. \left. - \nabla f_u(\mathbf{w}^t | \mathcal{D}_u^t) + \nabla f_u(\mathbf{w}^t | \mathcal{D}_u^t) \right\|^2 \right] \\
& \stackrel{(f)}{\leq} 2\kappa_u^t \eta^2 \sigma^2 + 8\eta^2 (\kappa_u^t)^2 \mathbb{E} \left[\left\| \nabla f_u(\mathbf{w}_u^{t,\tau} | \mathcal{D}_u^t) - \nabla f_u(\mathbf{w}_u^{t,\tau} | \mathcal{D}_u^{t-1}) \right\|^2 \right] + 8\eta^2 (\kappa_u^t)^2 \mathbb{E} \left[\left\| \nabla f_u(\mathbf{w}_u^{t,\tau} | \mathcal{D}_u^{t-1}) - \nabla f_u(\mathbf{w}^t | \mathcal{D}_u^{t-1}) \right\|^2 \right] + \\
& \quad 8\eta^2 (\kappa_u^t)^2 \mathbb{E} \left[\left\| \nabla f_u(\mathbf{w}^t | \mathcal{D}_u^{t-1}) - \nabla f_u(\mathbf{w}^t | \mathcal{D}_u^t) \right\|^2 \right] + 8\eta^2 (\kappa_u^t)^2 \mathbb{E} \left[\left\| \nabla f_u(\mathbf{w}^t | \mathcal{D}_u^t) \right\|^2 \right] \\
& \stackrel{(g)}{\leq} 2\kappa_u^t \eta^2 \sigma^2 + 8\eta^2 (\kappa_u^t)^2 \cdot \Phi_u + 8\beta^2 \eta^2 (\kappa_u^t)^2 \mathbb{E} \left[\left\| \mathbf{w}_u^{t,\tau} - \mathbf{w}^t \right\|^2 \right] + 8\eta^2 (\kappa_u^t)^2 \cdot \Phi_u + 8\eta^2 (\kappa_u^t)^2 \mathbb{E} \left[\rho_1 \left\| \nabla f(\mathbf{w}^t | \mathcal{D}^t) \right\|^2 + \rho_2 \delta_u^t \right] \\
& = 2\kappa_u^t \eta^2 \sigma^2 + 16\Phi_u \eta^2 (\kappa_u^t)^2 + 8\beta^2 \eta^2 (\kappa_u^t)^2 \mathbb{E} \left[\left\| \mathbf{w}_u^{t,\tau} - \mathbf{w}^t \right\|^2 \right] + 8\rho_1 \eta^2 (\kappa_u^t)^2 \mathbb{E} \left[\left\| \nabla f(\mathbf{w}^t | \mathcal{D}^t) \right\|^2 \right] + 8\rho_2 \delta_u^t \eta^2 (\kappa_u^t)^2, \tag{74}
\end{aligned}$$

where (a) comes from the fact that $\mathbf{w}_u^{t,0} \leftarrow \mathbf{w}^t$ during the synchronization. Besides, (b) appears from the fact $\|\sum_{i=1}^I \mathbf{x}_i\|^2 \leq I \sum_{i=1}^I \|\mathbf{x}_i\|^2$. The first in (c) is the result of the unbiased stochastic gradients assumption and independence of the stochastic gradients. Furthermore, we use the facts $\|\sum_{i=1}^I \mathbf{x}_i\|^2 \leq I \sum_{i=1}^I \|\mathbf{x}_i\|^2$ and $0 \leq [(\tau-1) - \tau'] \leq \kappa_u^t$ to get the second term in (c). We use the bounded variance of the stochastic gradient assumption in (d), while (e) is true since $0 \leq [(\tau-1) - \tau'] \leq \kappa_u^t$. (f) comes from the same fact as in (b). Moreover, (g) stems from the definition (61) and β -Lipschitz smoothness and bounded dissimilarity assumptions.

Rearranging the terms, we can write

$$\mathbb{E} \left[\left\| \mathbf{w}^t - \mathbf{w}_u^{t,\tau} \right\|^2 \right] \leq \frac{2\kappa_u^t \eta^2 \sigma^2 + 16\Phi_u \eta^2 (\kappa_u^t)^2 + 8\rho_1 \eta^2 (\kappa_u^t)^2 \mathbb{E} \left[\left\| \nabla f(\mathbf{w}^t | \mathcal{D}^t) \right\|^2 \right] + 8\rho_2 \delta_u^t \eta^2 (\kappa_u^t)^2}{1 - 8\beta^2 \eta^2 (\kappa_u^t)^2}. \tag{75}$$

When $\eta < \frac{1}{2\sqrt{2}\beta\kappa_u}$, we have $0 < (1 - 8\beta^2 \eta^2 (\kappa_u^t)^2) < 1$. Moreover, since $1 \leq \kappa_u^t \leq \kappa$, the above condition is always satisfied if $\eta \leq \frac{1}{2\sqrt{2}\beta\kappa}$. As such, we approximate T₄ as follows:

$$\mathbb{E} \left[\left\| \mathbf{w}^t - \mathbf{w}_u^{t,\tau} \right\|^2 \right] \leq 2\kappa_u^t \eta^2 \sigma^2 + 16\Phi_u \eta^2 (\kappa_u^t)^2 + 8\rho_1 \eta^2 (\kappa_u^t)^2 \mathbb{E} \left[\left\| \nabla f(\mathbf{w}^t | \mathcal{D}^t) \right\|^2 \right] + 8\rho_2 \delta_u^t \eta^2 (\kappa_u^t)^2. \tag{76}$$

Now, plugging T₄ into (73), we get

$$\begin{aligned}
& \frac{2 \left[\mathbb{E} [f(\mathbf{w}^{t+1} | \mathcal{D}^{t+1})] - \mathbb{E} [f(\mathbf{w}^t | \mathcal{D}^t)] \right]}{\eta \tilde{\eta}} \leq -\mathbb{E} \left[\left\| \nabla f(\mathbf{w}^t | \mathcal{D}^t) \right\|^2 \right] + \beta \eta \tilde{\eta} \sigma^2 \sum_{u=0}^{U-1} \alpha_u^2 (\Delta_u^t)^2 + \\
& \quad 2\beta^2 \sum_{u=0}^{U-1} \alpha_u \frac{[(\Delta_u^t)^2 - 2\Delta_u^t \lambda_u^t + 2(\lambda_u^t)^2]}{\kappa_u^t} \sum_{\tau=0}^{\kappa_u^t-1} \left\{ 2\kappa_u^t \eta^2 \sigma^2 + 16\Phi_u \eta^2 (\kappa_u^t)^2 + 8\rho_1 \eta^2 (\kappa_u^t)^2 \mathbb{E} \left[\left\| \nabla f(\mathbf{w}^t | \mathcal{D}^t) \right\|^2 \right] + 8\rho_2 \delta_u^t \eta^2 (\kappa_u^t)^2 \right\} \\
& = -\mathbb{E} \left[\left\| \nabla f(\mathbf{w}^t | \mathcal{D}^t) \right\|^2 \right] + \beta \eta \tilde{\eta} \sigma^2 \sum_{u=0}^{U-1} \alpha_u^2 (\Delta_u^t)^2 + \\
& \quad 2\beta^2 \sum_{u=0}^{U-1} \alpha_u [(\Delta_u^t)^2 - 2\Delta_u^t \lambda_u^t + 2(\lambda_u^t)^2] \left\{ 2\kappa_u^t \eta^2 \sigma^2 + 16\Phi_u \eta^2 (\kappa_u^t)^2 + 8\rho_1 \eta^2 (\kappa_u^t)^2 \mathbb{E} \left[\left\| \nabla f(\mathbf{w}^t | \mathcal{D}^t) \right\|^2 \right] + 8\rho_2 \delta_u^t \eta^2 (\kappa_u^t)^2 \right\} \\
& = \left[16\rho_1 \beta^2 \eta^2 \sum_{u=0}^{U-1} \alpha_u (\kappa_u^t)^2 [(\Delta_u^t)^2 - 2\Delta_u^t \lambda_u^t + 2(\lambda_u^t)^2] - 1 \right] \mathbb{E} \left[\left\| \nabla f(\mathbf{w}^t | \mathcal{D}^t) \right\|^2 \right] + \beta \eta \tilde{\eta} \sigma^2 \sum_{u=0}^{U-1} \alpha_u^2 (\Delta_u^t)^2 +
\end{aligned}$$

$$\begin{aligned}
& 2\beta^2 \sum_{u=0}^{U-1} \alpha_u [(\Delta_u^t)^2 - 2\Delta_u^t \lambda_u^t + 2(\lambda_u^t)^2] \left\{ 2\kappa_u^t \eta^2 \sigma^2 + 16\Phi_u^t \eta^2 (\kappa_u^t)^2 + 8\rho_2 \delta_u^t \eta^2 (\kappa_u^t)^2 \right\} \\
& \stackrel{(a)}{=} \left[16\rho_1 \beta^2 \eta^2 \sum_{u=0}^{U-1} \alpha_u (\kappa_u^t)^2 B_u^t - 1 \right] \mathbb{E} \left[\|\nabla f(\mathbf{w}^t | \mathcal{D}^t)\|^2 \right] + \beta \eta \tilde{\eta} \sigma^2 \sum_{u=0}^{U-1} \alpha_u^2 (\Delta_u^t)^2 + 4\beta^2 \eta^2 \sigma^2 \sum_{u=0}^{U-1} \alpha_u \kappa_u^t B_u^t + \\
& 32\beta^2 \eta^2 \sum_{u=0}^{U-1} \alpha_u B_u^t \Phi_u^t (\kappa_u^t)^2 + 16\rho_2 \beta^2 \eta^2 \sum_{u=0}^{U-1} \alpha_u \delta_u^t B_u^t (\kappa_u^t)^2,
\end{aligned} \tag{77}$$

where $B_u^t := (\Delta_u^t)^2 - 2\Delta_u^t \lambda_u^t + 2(\lambda_u^t)^2$ in step (a).

Rearranging the terms, we write

$$\begin{aligned}
& \mathbb{E} \left[\|\nabla f(\mathbf{w}^t | \mathcal{D}^t)\|^2 \right] \\
& \leq \frac{1}{1 - 16\rho_1 \beta^2 \eta^2 \sum_{u=0}^{U-1} \alpha_u (\kappa_u^t)^2 B_u^t} \left[\frac{2(\mathbb{E}[f(\mathbf{w}^t | \mathcal{D}^t)] - \mathbb{E}[f(\mathbf{w}^{t+1} | \mathcal{D}^{t+1})])}{\eta \tilde{\eta}} + \beta \eta \tilde{\eta} \sigma^2 \sum_{u=0}^{U-1} (\alpha_u \Delta_u^t)^2 + \right. \\
& \quad \left. 4\beta^2 \eta^2 \sigma^2 \sum_{u=0}^{U-1} \alpha_u \kappa_u^t B_u^t + 32\beta^2 \eta^2 \sum_{u=0}^{U-1} \alpha_u B_u^t \Phi_u^t (\kappa_u^t)^2 + 16\rho_2 \beta^2 \eta^2 \sum_{u=0}^{U-1} \alpha_u \delta_u^t B_u^t (\kappa_u^t)^2 \right].
\end{aligned} \tag{78}$$

Averaging over time gives

$$\begin{aligned}
& \frac{1}{T} \sum_{t=0}^{T-1} \mathbb{E} \left[\|\nabla f(\mathbf{w}^t | \mathcal{D}^t)\|^2 \right] \\
& \leq \frac{1}{T} \sum_{t=0}^{T-1} \left\{ \frac{1}{1 - 16\rho_1 \beta^2 \eta^2 \sum_{u=0}^{U-1} \alpha_u (\kappa_u^t)^2 B_u^t} \left[\frac{2(\mathbb{E}[f(\mathbf{w}^t | \mathcal{D}^t)] - \mathbb{E}[f(\mathbf{w}^{t+1} | \mathcal{D}^{t+1})])}{\eta \tilde{\eta}} + \beta \eta \tilde{\eta} \sigma^2 \sum_{u=0}^{U-1} (\alpha_u \Delta_u^t)^2 + \right. \right. \\
& \quad \left. \left. 4\beta^2 \eta^2 \sigma^2 \sum_{u=0}^{U-1} \alpha_u \kappa_u^t B_u^t + 32\beta^2 \eta^2 \sum_{u=0}^{U-1} \alpha_u B_u^t \Phi_u^t (\kappa_u^t)^2 + 16\rho_2 \beta^2 \eta^2 \sum_{u=0}^{U-1} \alpha_u \delta_u^t B_u^t (\kappa_u^t)^2 \right] \right\}.
\end{aligned} \tag{79}$$

■

APPENDIX D

ADDITIONAL DETAILS ON SIMULATION PARAMETERS

A. Video Caching Dataset Generation

This work assumes a fixed content catalog with $F = 100$ files. These files belong to $G = 5$ genres, and each genre g has 20 files. Every files have some features associated to it. Denote the feature of the f^{th} file in genre g by $\mathbf{x}_{\text{ft},f,g} \in \mathbb{R}^H$, where $H \gg 1$. Similarly, each genre has some fixed set of features, denoted by $\mathbf{x}_{\text{ft},g} \in \mathbb{R}^{\bar{H}}$, where $\bar{H} > 1$. Besides, the files in each genre g has some popularity order/rank. Each user can prepare their local datasets based on the information of their requested content. As such, we first describe the *content request model* in the following.

1) *Content Request Model*: We assume the user follows a *popularity-preference* tradeoff in making their content requests. In particular, we consider that each user has their own *genre preferences*. Denote the genre preference of the u^{th} user by $\mathbf{p}_{u,\text{gn}} = \{p_{u,g}\}_{g=0}^{G-1}$. For the first content request, we assume that the user picks a genre g randomly sampled from $\{g\}_{g=0}^{G-1}$ with probability \mathbf{p}_u . To that end, the user then pick a randomly selected file following the *Zipf-Mandelbrot* distribution. Given the rank of a file by \tilde{f} , the probability mass function of this distribution is expressed as

$$p(\tilde{f}; \gamma, q) = \frac{1}{\Xi_{q,\gamma,|\mathcal{F}_g|} \cdot (\tilde{f} + q)^\gamma}, \quad \text{where } \Xi_{q,\gamma,|\mathcal{F}_g|} := \frac{1}{\sum_{\tilde{f}=1}^{|\mathcal{F}_g|} (\tilde{f} + q)^\gamma}, \quad (80)$$

where \mathcal{F}_g is the set of files that belong to genre g , and γ and q are the parameters of the distribution.

When the user makes the subsequent request, it sticks with the same genre, i.e., exploits file in the same genre g , with probability ϵ_u and explore a different genre $g' \neq g$ with probability $(1 - \epsilon_u)$. Suppose that the user requested the f^{th} file from genre g before. Then, during the **exploitation phase**, the user will first calculate the *cosine* similarities, $\text{Cos}(f, f')$ of the files f' in genre g with respect to the previous file f as

$$\text{Cos}(f, f') = \frac{\langle \mathbf{x}_{\text{ft},f,g}, \mathbf{x}_{\text{ft},f',g} \rangle}{\|\mathbf{x}_{\text{ft},f,g}\|_2 \|\mathbf{x}_{\text{ft},f',g}\|_2}. \quad (81)$$

Then, the user will create a similarity preference probability for the f' file as

$$p_{f',g} := \frac{\exp(\text{Cos}(f, f'))}{\sum_{f'' \in \mathcal{F}_g \setminus f} \exp(\text{Cos}(f, f''))}. \quad (82)$$

Given the similarity preference probabilities $\{p_{f',g}\}_{f' \in \mathcal{F}_g \setminus f}$, the user consider top- K probabilities and randomly select a file with the re-normalized probabilities from these top- K files' $p_{f',g}$.

During the **exploration phase**, i.e., with probability $(1 - \epsilon_u)$, the user randomly sample another genre g' based on genre preference probabilities $\mathbf{p}_{u,g}$ and randomly samples a file using (80).

We summarize the above steps in Algorithm 5.

2) *Video Caching Dataset Generation*: We generate the dataset using the information associated to each content request that follows the above procedure. In our implementation, we used the CIFAR-100 dataset's first 100 unique labels' features as our $\mathbf{x}_{\text{ft},f,g} \in \mathbb{R}^{H=3 \times 32 \times 32}$. We then split these 100 files into 5 genres, where each genre have 20 unique files. For generating the genre preferences of the user, we use Dirichlet distribution with parameter 0.3, i.e., $\text{Dir}(\mathbf{0.3})$ [3]. Besides, we generate the popularity order of the files in each genre uniformly randomly. Furthermore, we consider that the probability for sticking with the same genre, i.e., ϵ_u , is drawn uniformly randomly from $[0.4, 0.9]$. Finally, we used a vector of genre ID repeated $\bar{H} = 70$ times as the genre features, i.e., $\mathbf{x}_{\text{ft},g} = \{g, \dots, g\} \in \mathbb{R}^{\bar{H}=70}$. Note that this particular number chosen to make the dataset feature set to have a particular shape.

Now, given that user has requested the f^{th} file from genre g following Algorithm 5, in order to prepare our training datasets, we use the above feature and some additional information to be appended to an empty array as follows.

1) **Dataset-1**: Denote a training sample, $\mathbf{x}_{\text{feat}} = []$. Then this empty array is populated with the following information:

- Requested content's flattened feature: $\mathbf{x}_{\text{feat}}.\text{append}(\mathbf{x}_{\text{ft},f,g})$
- User's genre preferences: $\mathbf{x}_{\text{feat}}.\text{append}(\mathbf{p}_{u,\text{gn}})$
- *Cosine* similarities of the files $f' \in \mathcal{F}_g$ with respect to the requested file f : $\mathbf{x}_{\text{feat}}.\text{append}(\{\text{Cos}(f, f')\}_{f' \in \mathcal{F}_g})$
- Features of the requested genre g : $\mathbf{x}_{\text{feat}}.\text{append}(\mathbf{x}_{\text{ft},g})$
- Exploitation probability of this user: $\mathbf{x}_{\text{feat}}.\text{append}(\epsilon_u)$

The label of the requested content is generated by $y = g \times |\mathcal{F}_g| + f$. As such, we create a tuple $(\mathbf{x}_{\text{feat}}, y)$ as a raw sample that will be stored into the client's *raw* dataset $\mathcal{D}_{u,\text{raw}}^t$, i.e., $\mathcal{D}_{u,\text{raw}}^t.\text{append}(\mathbf{x}_{\text{feat}}, y)$. For each content request, this dataset gets updated repeatedly. When dataset size is larger than D_u , i.e., total number of samples that the user can store, the user will remove the oldest tuple and append the newest sample.

Algorithm 5: Video Content Request Model

Input: Feature sets $\mathbf{x}_{\text{ft},f,g}$, genre features $\mathbf{x}_{\text{ft},g}$, user's genre preference $\mathbf{p}_{u,\text{gn}}$, skewness for Zipf-Mandelbrot distribution, γ , value of K for getting top similar index, popularity rank/order in each genre, probability of requesting from same genre ϵ_u

- 1 Select a genre g randomly with probability $\mathbf{p}_{u,\text{gn}}$
- 2 Select a file $f \in \mathcal{F}_g$ based on the probability mass function of the Zipf-Manderbrot distribution with parameter γ and q using (80)
- 3 **while** True **do**
- 4 Generate a random number $\phi \in [0, 1]$
- 5 **if** $\phi \leq \epsilon_u$ **then**
 - 6 // user sticks with same genre g it requested from before
 - 7 Calculate *cosine* similarities of all $f' \in \mathcal{F}_g \setminus f$ using (81) // cosine similarity w.r.t. $f \in \mathcal{F}_g$
 - 8 Use (82) and get the indices of the top- K similar files. Denote these top- K files by the set $\mathcal{F}_{g,f,\text{topK}}$
 - 9 Calculate the re-normalized preference probability, $p_{f''} := \frac{\exp(\text{Cos}(f, f''))}{\sum_{f''' \in \mathcal{F}_{g,f,\text{topK}}} \exp(\text{Cos}(f, f'''))}$, for all $f'' \in \mathcal{F}_{g,f,\text{topK}}$
 - 10 Request a new file f'' from $\mathcal{F}_{g,f,\text{topK}}$ based on $p_{f''}$
 - 11 Update the requested content index $f \leftarrow f''$
- 12 **else**
 - 13 // user explores a new genre $g' \neq g$
 - 14 Select a new genre $g' \neq g$ based on genre preference probability $\mathbf{p}_{u,\text{gn}}$
 - 15 Select a file $f \in \mathcal{F}_{g'}$ based on the probability mass function of the Zipf-Manderbrot distribution with parameter γ and q using (80)
 - 16 Update requested genre index $g \leftarrow g'$

Given this raw dataset, we use a sliding window technique to prepare the training dataset D_u^t where the i^{th} entry is prepared as $(\mathcal{D}_{u,\text{raw}}^t[i-1][0], \mathcal{D}_{u,\text{raw}}^t[i][1])$. Note that here $\mathcal{D}_{u,\text{raw}}^t[i-1][0]$ and $\mathcal{D}_{u,\text{raw}}^t[i][1]$ mean the $(i-1)^{\text{th}}$ entry's feature set \mathbf{x}_{feat} and the i^{th} entry's label of the raw dataset.

2) **Dataset-2:** In this case, we only store the label $y = g \times |\mathcal{F}_g| + f$ of the requested content. Then, similarly, we use a sliding window method to use L past requested content IDs to predict the next to-be-requested content ID.

3) **Models:** The FCN and CNN models that we use in this paper has the shape as shown in Fig. 7. Besides, the SqueezeNet1model has the same architecture as in [40]. Moreover, Fig. 8 shows the architecture of the 3-layerd LSTM model that we use for dataset-2.

Algorithm 6: Modified Federated Averaging Baselines

Input: Initial global model \mathbf{w}^0 , client set \mathcal{U} , total global round T , local learning rate η

```

1 Initiate clients update buffer  $\mathbf{w} = \{\mathbf{w}_u^0\}_{u=0}^{U-1}$  // initiate with  $\mathbf{w}^0$  for all clients
2 Initiate clients participation indicator  $\mathbb{I}_u = 0$  for all  $u \in \mathcal{U}$ 
3 for  $t = 0$  to  $T - 1$  do
4   for  $u$  in  $\mathcal{U}$  in parallel do
5     Receives the latest global model from the CS
6     Synchronize the local model:  $\mathbf{w}_u^{t,0} \leftarrow \mathbf{w}^t$ 
7     Determine total local SGD steps  $\kappa_u^t \in [1, \kappa]$  upon solving (5) using Algorithm 4
8     if  $\kappa_u^t \geq 1$  then
9       Update the participation indicator  $\mathbb{I}_u = 1$ 
10      Performs  $\kappa_u^t$  SGD steps:  $\mathbf{w}_u^{t,\kappa_u^t} = \mathbf{w}_u^{t,0} - \eta \sum_{\tau=0}^{\kappa_u^t-1} g_u(\mathbf{w}_u^{t,\tau} | \mathcal{D}_u^t)$ 
11      Sends  $\mathbf{w}_u^{t,\kappa_u^t}$  to the central server
12      CS updates client's contribution  $\mathbf{w}[u] \leftarrow \mathbf{w}_u^{t,\kappa_u^t}$ 
13    else
14      if  $\mathbb{I}_u = 0$  // no participation yet
15        then
16           $\mathbf{w}[u] \leftarrow \mathbf{w}^t$  // update client's contribution with latest  $\mathbf{w}^t$ 
17    end
18  Perform global aggregation:  $\mathbf{w}^{t+1} = \frac{1}{U} \sum_{u=0}^{U-1} \mathbf{w}[u]$  // use clients' latest contributions
19 end
Output: Trained global model  $\mathbf{w}^T$ 

```

Algorithm 7: Modified-FedProx Baselines

Input: Initial global model \mathbf{w}^0 , client set \mathcal{U} , total global round T , local learning rate η , proximal penalty parameter μ

```

1 Initiate clients update buffer  $\mathbf{w} = \{\mathbf{w}_u^0\}_{u=0}^{U-1}$  // initiate with  $\mathbf{w}^0$  for all clients
2 Initiate clients participation indicator  $\mathbb{I}_u = 0$  for all  $u \in \mathcal{U}$ 
3 for  $t = 0$  to  $T - 1$  do
4   for  $u$  in  $\mathcal{U}$  in parallel do
5     Receives the latest global model from the CS
6     Synchronize the local model:  $\mathbf{w}_u^{t,0} \leftarrow \mathbf{w}^t$ 
7     Determine total local SGD steps  $\kappa_u^t \in [1, \kappa]$  upon solving (5) using Algorithm 4
8     if  $\kappa_u^t \geq 1$  then
9       Update the participation indicator  $\mathbb{I}_u = 1$ 
10      Performs  $\kappa_u^t$  SGD steps to get  $\mathbf{w}_u^{t,\kappa_u^t}$  that minimizes  $f_u(\mathbf{w}_u^{t,\tau} | \mathcal{D}_u^t) + \frac{\mu}{2} \|\mathbf{w}_u^{t,\tau} - \mathbf{w}^t\|^2$ 
11      Sends  $\mathbf{w}_u^{t,\kappa_u^t}$  to the central server
12      CS updates client's contribution  $\mathbf{w}[u] \leftarrow \mathbf{w}_u^{t,\kappa_u^t}$ 
13    else
14      if  $\mathbb{I}_u = 0$  // no participation yet
15        then
16           $\mathbf{w}[u] \leftarrow \mathbf{w}^t$  // update client's contribution with latest  $\mathbf{w}^t$ 
17    end
18  Perform global aggregation:  $\mathbf{w}^{t+1} = \frac{1}{U} \sum_{u=0}^{U-1} \mathbf{w}[u]$  // use clients' latest contributions
19 end
Output: Trained global model  $\mathbf{w}^T$ 

```

B. Baseline Algorithms and Hyperparameters

1) *Modified-FedAvg*: We summarized the modified-FedAvg (M-FedAvg) baseline in Algorithm 6. From our ablation study, we find that the learning rates of 0.15, 0.01, 0.1, and 0.6 for the FCN, SqueezeNet1, CNN, and LSTM models, respectively, works the best in our setting for this M-FedAvg algorithm.

2) *Modified-FedProx Baseline*: The modified-FedProx (M-FedProx) baseline is summarized in Algorithm 7. From our ablation study, we find that the learning rates of 0.1, 0.01, 0.05, and 0.5 for the FCN, SqueezeNet1, CNN, and LSTM models, respectively, works the best in our setting for this M-FedProx algorithm. Besides, we find $\mu = 0.9$ works best for FCN, SqueezeNet1 and CNN models, while $\mu = 0.1$ works well for the LSTM model in our implementation.

3) *Modified-FedNova*: Algorithm 8 summarizes the modified-FedNova (M-FedNova) baseline. Based on our ablation study, we use the following learning rate η for FCN, SqueezeNet1, CNN, and LSTM model, respectively: 0.01, 0.03, 0.15, and

Algorithm 8: Modified-FedNova Baselines

Input: Initial global model \mathbf{w}^0 , client set \mathcal{U} , total global round T , local learning rate η , slowdown parameter $\tilde{\tau}$

```

1 Initiate clients update buffer  $\mathbf{d} = \left\{ \frac{\mathbf{w}^0}{\eta} \right\}_{u=0}^{U-1}$  // initiate with  $\mathbf{w}^0$  for all clients
2 Initiate clients participation indicator  $\mathbb{I}_u = 0$  for all  $u \in \mathcal{U}$ 
3 for  $t = 0$  to  $T - 1$  do
4   for  $u$  in  $\mathcal{U}$  in parallel do
5     Receives the latest global model from the CS
6     Synchronize the local model:  $\mathbf{w}_u^{t,0} \leftarrow \mathbf{w}^t$ 
7     Determine total local SGD steps  $\kappa_u^t \in [1, \kappa]$  upon solving (5) using Algorithm 4
8     if  $\kappa_u^t \geq 1$  then
9       Update the participation indicator  $\mathbb{I}_u = 1$ 
10      Performs  $\kappa_u^t$  SGD steps to get  $\mathbf{w}_u^{t,\kappa_u^t} = \mathbf{w}_u^{t,0} - \eta \sum_{\tau=0}^{\kappa_u^t-1} g_u(\mathbf{w}_u^{t,\tau} | \mathcal{D}_u^t)$ 
11      Sends  $\mathbf{d}_u^t = \frac{\mathbf{w}_u^{t,0} - \mathbf{w}_u^{t,\kappa_u^t}}{\kappa_u^t \cdot \eta}$ ,  $\mathcal{D}_u$  and  $\kappa_u^t$  values to the central server // red highlighted terms cannot be
        shared per our system assumptions, but are required for model aggregations at the
        CS
12      CS updates client's contribution  $\mathbf{d}[u] \leftarrow \mathbf{d}_u^t$ 
13    else
14      if  $\mathbb{I}_u = 0$  // no participation yet
15        then
16           $\mathbf{d}[u] \leftarrow \frac{\mathbf{w}^t}{\eta}$  // update client's contribution with latest  $\mathbf{w}^t$ 
17    end
18    Perform global aggregation:  $\mathbf{w}^{t+1} = \mathbf{w}^t - \sum_{u=0}^{U-1} \tilde{\tau} (p_i \kappa_u^t) \sum_{u=0}^{U-1} \eta \left( \frac{p_i \kappa_u^t}{\sum_{u=0}^{U-1} p_i \kappa_u^t} \right) \cdot \mathbf{d}[u]$ , where  $p_i := \frac{\mathcal{D}_u}{\sum_{u=0}^{U-1} \mathcal{D}_u}$  // use clients'
    latest contributions; if  $\tilde{\tau} = 1$ , this aggregation rule is exactly equivalent to equation
    (6) of [14]
19 end
Output: Trained global model  $\mathbf{w}^T$ 

```

Algorithm 9: Modified-AFA-CD Baselines

Input: Initial global model \mathbf{w}^0 , client set \mathcal{U} , total global round T , local learning rate η_L , global learning rate η

```

1 Initiate clients update buffer  $\mathbf{d} = \left\{ \frac{\mathbf{w}^0}{\eta_L} \right\}_{u=0}^{U-1}$  // initiate with  $\mathbf{w}^0$  for all clients
2 Initiate clients participation indicator  $\mathbb{I}_u = 0$  for all  $u \in \mathcal{U}$ 
3 for  $t = 0$  to  $T - 1$  do
4   for  $u$  in  $\mathcal{U}$  in parallel do
5     Receives the latest global model from the CS
6     Synchronize the local model:  $\mathbf{w}_u^{t,0} \leftarrow \mathbf{w}^t$ 
7     Determine total local SGD steps  $\kappa_u^t \in [1, \kappa]$  upon solving (5) using Algorithm 4
8     if  $\kappa_u^t \geq 1$  then
9       Update the participation indicator  $\mathbb{I}_u = 1$ 
10      Performs  $\kappa_u^t$  SGD steps to get  $\mathbf{w}_u^{t,\kappa_u^t} = \mathbf{w}_u^{t,0} - \eta_L \sum_{\tau=0}^{\kappa_u^t-1} g_u(\mathbf{w}_u^{t,\tau} | \mathcal{D}_u^t)$ 
11      Sends  $\mathbf{d}_u^t = \frac{\mathbf{w}_u^{t,0} - \mathbf{w}_u^{t,\kappa_u^t}}{\kappa_u^t \cdot \eta_L}$  to the CS
12      CS updates client's contribution  $\mathbf{d}[u] \leftarrow \mathbf{d}_u^t$ 
13    else
14      if  $\mathbb{I}_u = 0$  // no participation yet
15        then
16           $\mathbf{d}[u] \leftarrow \frac{\mathbf{w}^t}{\eta_L}$  // update client's contribution with latest  $\mathbf{w}^t$ 
17    end
18    Perform global aggregation:  $\mathbf{w}^{t+1} = \mathbf{w}^t - \eta \sum_{u=0}^{U-1} \alpha_u \mathbf{d}[u]$ , where  $\alpha_u = \frac{1}{U}$  // use clients' latest contributions
19 end
Output: Trained global model  $\mathbf{w}^T$ 

```

0.5. Besides, we use the following slowdown parameter $\tilde{\tau}$ (to avoid any NaN values) for these respective models: 0.1, 0.05, 0.35, and 0.12.

4) *Modified-AFA-CD*: Algorithm 9 summarizes the modified-AFA-CD (M-AFA-CD) baseline. Note that 9 is equivalent to Algorithm 2 of [15] under full client participation case. Based on our ablation study, we use the following η_L : 0.1, 0.02, 0.1, and 0.5, while the following global learning rate η : 0.2, 0.01, 0.05, and 1, respectively, for FCN, SqueezeNet1, CNN, and LSTM models.

Algorithm 10: Modified FedDisco Baselines

Input: Initial global model \mathbf{w}^0 , client set \mathcal{U} , total global round T , local learning rate η , hyperparameter a and b

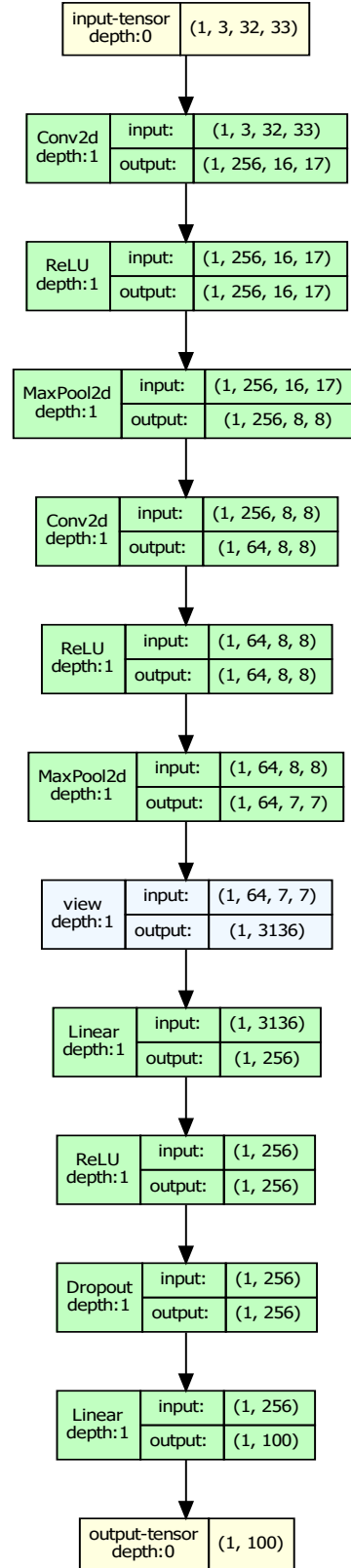
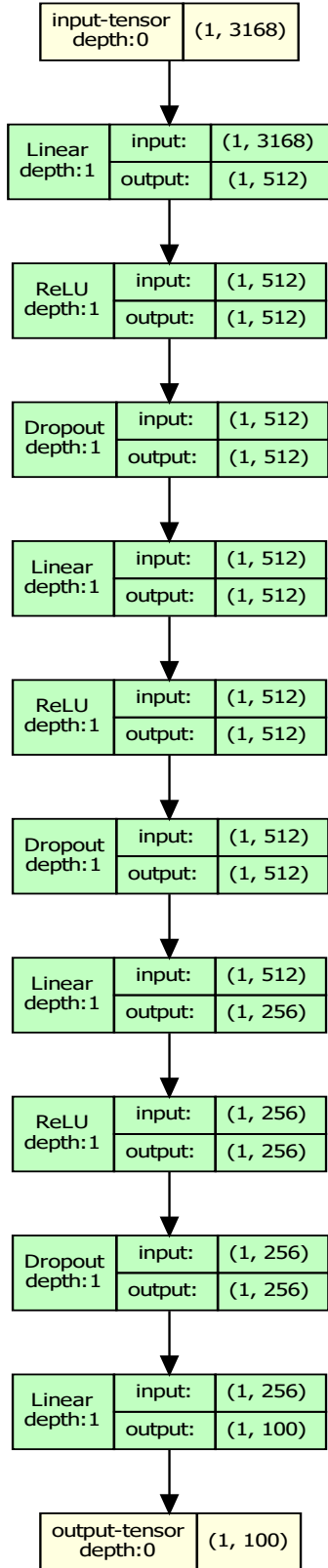
```

1 Initiate clients update buffer  $\mathbf{w} = \{\mathbf{w}_u^0\}_{u=0}^{U-1}$  // initiate with  $\mathbf{w}^0$  for all clients
2 Initiate clients participation indicator  $\mathbb{I}_u = 0$  for all  $u \in \mathcal{U}$ 
3 for  $t = 0$  to  $T - 1$  do
4   for  $u$  in  $\mathcal{U}$  in parallel do
5     Receives the latest global model from the CS
6     Synchronize the local model:  $\mathbf{w}_u^{t,0} \leftarrow \mathbf{w}^t$ 
7     Determine total local SGD steps  $\kappa_u^t \in [1, \kappa]$  upon solving (5) using Algorithm 4
8     if  $\kappa_u^t \geq 1$  then
9       Update the participation indicator  $\mathbb{I}_u = 1$ 
10      Performs  $\kappa_u^t$  SGD steps:  $\mathbf{w}_u^{t,\kappa_u^t} = \mathbf{w}_u^{t,0} - \eta \sum_{\tau=0}^{\kappa_u^t-1} g_u(\mathbf{w}_u^{t,\tau} | \mathcal{D}_u^t)$ 
11      Sends  $\mathbf{w}_u^{t,\kappa_u^t}$  and discrepancy value  $d_u^t$  to the central server // the red highlighted term violates our
        assumption
12      CS updates client's contribution  $\mathbf{w}[u] \leftarrow \mathbf{w}_u^{t,\kappa_u^t}$ 
13    else
14      if  $\mathbb{I}_u = 0$  // no participation yet
15        then
16           $\mathbf{w}[u] \leftarrow \mathbf{w}^t$  // update client's contribution with latest  $\mathbf{w}^t$ 
17    end
18    CS computes aggregation weights following
        
$$\alpha_u = \frac{\text{ReLU}(p_u - a \cdot d_u^t + b)}{\sum_{u'=0}^{U-1} \text{ReLU}(p_{u'} - a \cdot d_{u'}^t + b)}, \quad (83)$$

        where  $p_u = \frac{D_u}{\sum_{u'=0}^{U-1} D_{u'}}$ 
19    Perform global aggregation:  $\mathbf{w}^{t+1} = \sum_{u=0}^{U-1} \alpha_u \cdot \mathbf{w}[u]$ , where  $\alpha_u$  is calculated in (83) // use clients' latest
        contributions
20 end
Output: Trained global model  $\mathbf{w}^T$ 

```

5) *Modified-FedDisco Baseline:* Algorithm 10 summarizes our modified-FedDisco (M-FedDisco) baseline. For this one, we use the following learning rate η , based on our ablation study, 0.15, 0.01, 0.1, and 0.5, respectively, for FCN, SqueezeNet1, CNN, and LSTM models. Besides, we use $a = 0.2$ and 0.1 in Algorithm 10.



(a) Fully connected neural network (FCN) model architecture

(b) Convolutional neural network (CNN) model architecture

Fig. 7: FCN and CNN model architectures

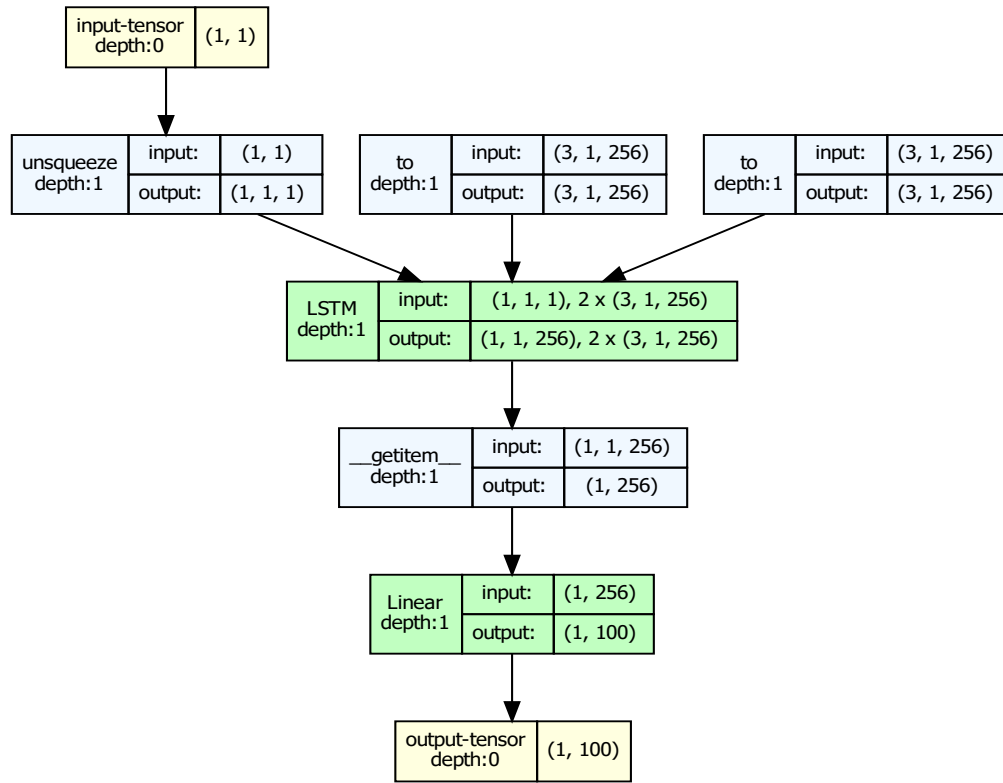


Fig. 8: Long short-term memory (LSTM) model architecture