

From new thermodynamics to mechanics

Henmei Ni *

School of Chemistry and Chemical Engineering, Southeast University, Southeast University Rd. 2#, Jiangning, Nanjing 211189, China. * henmei_ni@seu.edu.cn

Abstract

The laws of classical and quantum mechanics are rebuilt in the frame of new thermodynamics. Heat is the sum of kinetic energy, system work, and system potential of gas, while force is the linear gradients of heat variation. Exporters and importers of force are evident in terms of exotherm and endotherm. Temperature and volume gradients create asymmetric forces driving rotation and spin (self-rotation). It verifies that force transfer doesn't need a medium. As an outstanding achievement, a succinct and general equation is derived to predict the equilibrium distance of molecular interaction: $L_e = \sqrt[3]{\frac{3\pi^{\alpha-1}m_A g}{4N_A kT}}$, without using any assumption, such as van der Waals force and dispersion force. In addition, the origins and attributes of repulsion and attraction are disclosed. Predicting results is applausive. For example, at 298 K, L_e for N₂, O₂, and CH₄ are 3.11, 3.11, and 3.68 Å, comparable to the data adopted in MD simulations of the literature. Furthermore, electrons are regarded as electro-neutral particles to build the atom structure. It is consistent with the quantum predictions. The first ionization energies of elements reported in the references are close to the kinetic energies calculated in this paper.

Keywords: Thermodynamics, Classical Mechanics, Heat, Lennard-Jones potential, Cosmos, Atmosphere, MD simulation, Quantum Mechanics.

Introduction

The Big Bang is a widely accepted physical theory describing how the universe expanded from an initial high-density and high-temperature state ^[1]. It is proposed that the universe emerged from a "primeval atom," filled homogeneously and isotropically with an extremely high energy density, massive temperatures and pressures, and rapidly expanding and cooling. Under the interactions of the four fundamental forces- the electromagnetic force, the strong nuclear force, the weak nuclear force, and the gravitational force- today's world is created by mass condensation. It is similar to the phase transition of gas-solid and gas-liquid, i.e., evaporation (sublimation) -condensation, which has been well-studied in thermodynamics. Therefore, some common physical laws may exist.

Employing physical concepts to interpret thermodynamic phenomena was common in the past. For example, van der Waals introduced molecular interactions into the state equation of the ideal gas to correct the deviation of real gas ^[2]. Sutherland developed the hard-sphere model (the so-called Sutherland potential) by adding an attractive r^{-3} potential, identical to the van der Waals cohesive force, to improve the kinetic gas theory for atomic and molecular collisions ^[3]. Drude model ^[4] of oscillating dipoles between two atoms provides a straightforward way to introduce the dispersion force ^{[5], [6]}.

London gave the famous attractive long-range r^{-6} behavior for the dispersion force [7], [8]. These are the natural responses to Newton's law of universal gravitation that molecular interaction is attractive. However, a repulsive force is needed to study the gas-liquid properties. Mie separated the two-body interaction potential into short-range repulsive and long-range attractive terms [9]. Based on Grüneisen potential within the solid-state and materials physics community [10], Lennard-Jones further developed it and gave a famous equation of potential: [11]-[14]

$$U_{LJ}(r) = 4\varepsilon \left[\left(\frac{\sigma}{r} \right)^{12} - \left(\frac{\sigma}{r} \right)^6 \right] \quad (1)$$

Where r is the distance between the centers of two molecules, ε is the depth of the potential well, and σ the zero-crossing distance of the potential, then the potential U given by Lennard-Jones (LJ). The first term in the square bracket is repulsive, stemming from the electrons' repulsion in an atom, while the second term denotes the attractive. This potential is ideal for testing various algorithms used in atomistic molecular dynamics (MD) and Monte Carlo (MC) simulations [15], [16] to gain deeper insight into the theory of interatomic interactions in extended systems. Also, it has a widely applied interatomic potential for exploring important interactions in atomic and molecular systems and their bulk.

However, applications of classical mechanics cannot integrate the theory of thermodynamics. Quantum concepts are also applied in thermodynamics, but currently, quantum thermodynamics addresses the emergence of thermodynamic laws from quantum mechanics [17], [18]. Therefore, thermodynamics did not benefit from the current knowledge of the particular theory of relativity, quantum physics, and statistical mechanics [19], [20].

Thermodynamics are incoherent. Even a fundamental gas state equation has been argued for decades [21]-[26], let alone to derive a consistent and simple equation to predict the thermodynamic properties of substances. The reasons are summarized as follows. Methodologically, the research depended on intuition and the method of stimulation responses. For example, the gas system has not been detected as a pure gas or gas-liquid coexisting system. The results of system responses are summarized to form the empirical formula. However, the mechanism of system response is rarely a concern. The next is the unclear definition of concepts. Newton proposed the universal gravitation, but even he doubted [27]- "That one body may act upon another at a distance through a vacuum without the mediation of anything else, by and through which their action and force may be conveyed from one another, is to me so great an absurdity that, I believe, no man who has in philosophic matters a competent faculty of thinking could ever fall into it." Heat is another unclear concept in thermodynamics. It is described as "heat is the thermal energy transferred between systems due to a temperature difference" [28]. Thermal energy is the kinetic energy of vibrating and colliding atoms in a substance. However, the mechanism of heat transfer is not clear. It results in the structure defects of thermodynamic theorems. For example, in the definitions of internal energy,

$$dU = \delta Q - \delta W \quad (2)$$

U is the internal energy, and Q and W are the heat and work. In Eq. 1, the exact differential term (dU) is mixed with two inexact differential terms (δQ and δW). In mathematics, it is not compatible.

In our previous papers [29]-[31], a path of heat transfer was postulated based on the assumption that the heat transfers from a gas system to the surroundings through some gas molecules undergoing the inelastic collision with the container walls and then liquefy. It gave a new and concise gas state equation for the saturation system of gas-liquid [29], thereby excluding the classification of the ideal and real gas. Moreover, a new model for the specific heat capacities of gas at the saturation was

established [30]. Furthermore, it is consistent with the equations of gas solubilities, gas-liquid interfacial tensions, and interfacial pressures independently derived from the analysis of solvation [31]. Inspired by these achievements and the follow-up thermodynamic equations that will be published, and more importantly, it is independent of class mechanics; therefore, in this paper, I attempt to apply it to mechanics, inverse to the conventional methodology.

Results and Discussion

Definition of Heat

In the new theory of thermodynamics, a critical system energy is assumed above which the gas molecules can undergo inelastic collisions.

$$\epsilon_{c,exo} = -\frac{3}{2}RT + RT\ln\frac{V_G}{V_L} + \frac{\pi^\alpha mg}{V_G} \quad (3)$$

where R is the gas constant ($8.314 \text{ J}\cdot\text{K}^{-1}\cdot\text{mol}^{-1}$), T is the temperature (K), and V_L and V_G are the molar volumes of liquid and gas (L/mol), respectively. π is the circumference constant (3.14), α is an arbitrary factor, m is the molecule's molar mass, and g is the gravitational constant (9.8 m/s^2). In addition, the minus sign denotes “lost,” or in other words, Eq. 3 is an exothermic equation.

On the right side of Eq. 3, the first item refers to the long-distance kinetic energy of molecules, and the second item refers to the spontaneous system work that a system does due to the loss of kinetic energy. The last item is arbitrarily added to correct the discrepancy of the state equation as the temperature approaches the critical temperature, T_c . I term it the system potential. α values have been given in Ref. [29]. Inversely, the endothermal equation of a gas system is,

$$\epsilon_{c,endo} = \frac{3}{2}RT + RT\ln\frac{V_G}{V_L} - \frac{\pi^\alpha mg}{V_G} \quad (4)$$

Fig. 1 shows the scheme of energy exchange between a gas system and the surroundings. The thermal equilibrium is not Eq. 3+Eq. 4 = 0. The gas system loses or gains the long-term kinetic energy and system potential with spontaneous system work. System work is always positive in the endothermal and exothermic processes and offset by the outer counterparts. The details of how liquid molecules exchange heat with the surroundings via the container walls are unclear. However, since the liquid temperature likely equals gas, the long-term kinetic energy of gas molecules is converted into the vibrational energy of liquid molecules. Therefore, the energy change substantially exchanges system work and system potential. It is quite different from classical mechanics, in which the kinetic energy of particles can be converted into potential through doing work. Still, the work always equals the kinetic energy loss and the potential increase. Analogical to a gas system at T_c , $\frac{3}{2}RT = \frac{\pi^\alpha mg}{V_G}$, the

system work is zero due to $V_L=V_G$. [29] However, this is a case in which the energy exchange is interrupted due to a lack of gas molecules joining the exchange. Consequently, the liquefaction stops no matter how high the pressure is imposed. In other words, the system substantially becomes an adiabat system. At other temperatures of an isolated system, the system work is not equal to the increase of system potential; inversely, it is usually much larger than the kinetic energy loss and less converted into the system potential. [29], [30] That is to say, the system amplifies the kinetic energy loss. However, it is not ridiculous for a system. To some extent, imaginatively like a traffic accident on a highway, a wave of stopping cars forms soon after the kinetic energy of two cars vanishes. The energy

loss of the highway system is much more significant than that of two cars. It indicates that the kinetic energy loss of some particles in a random system is just a triggering factor of an incident where every molecule spontaneously joins to carve up space as needed that the liquefied molecules left, thereby flying for an extra distance along a specific direction to do work. In this way, the system can release energy quickly to attain thermal equilibrium. It is not a paradox to the law of energy conversation but a different system choice. Therefore, classical mechanics suits an adiabat system but not an isolated one.

The molar ratio of liquefying/solidifying gas molecules x_2 at the thermal equilibrium is obtained by applying the Boltzmann distribution.

$$x_2 = \frac{V_L}{V_G} e^{\frac{3}{2} - \frac{\pi^\alpha m g}{R V_G T}} = \frac{V_L}{V_G} e^{\frac{3}{2} - \beta} \quad (5)$$

Eq. 5 works well in calculating gas solubility^[30] and specific heat capacity^[31]. Readers may ask why the molecular interaction is not reflected in the equation of state. As mentioned above, the interaction energy in liquid transforms into the bond energy stored in gas. Since gas has a similar V_G at an equal temperature, an intense interaction gives a small V_L , thus requiring much system work for evaporation. For example, water exhibits a high boiling point and a large latent heat of evaporation.

In summary, different from conventional thermodynamics, the new theory focuses on how gas molecules spontaneously adjust their states in the system when an outer factor stimulates it. Moreover, in classical thermodynamics, heat is defined as the kinetic energy transfer of vibrating and colliding atoms. However, as discussed above, any loss of kinetic energy will trigger the spontaneous actions of system molecules. System work is an indispensable term in the transfer of thermal energy.

Therefore, Eq. 3 and Eq.4 are defined as heat - the bodies of thermal energy exchange.

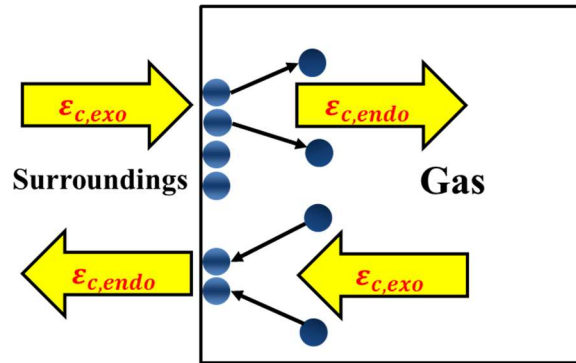


Figure 1, Scheme of heat exchange and the thermal equilibrium

Definition of Thermal Force

Fig. 2 describes the process in an isolated system where condensation spontaneously undergoes in quest of thermal equilibrium with the surroundings. In an isolated system, once two particles undergo the inelastic collision, the new entity must be stabilized by releasing the thermal energy, i.e., the thermal irradiation. Otherwise, the entity will be degraded. Therefore, the formation of a cool droplet is the result of evaporation (sublimation)- condensation process in which $x'_2 < x_2$. Here, it should be noted that thermal irradiation is also a kind of heat, which is not included in Eq. 4 and Eq. 5. Hence, the inclusion of thermal irradiation is the future work.

Once a droplet forms, the volumetric superiority renders the droplet incorporate more particles than the smaller ones. In addition, the combined effects such as the effect of inverse process, i.e.,

evaporation, the distance-dependent warming effects of thermal irradiation preferably to particles near the droplet surface, and the high probability of collision of high-temperature particles will make the gas phase form a gradient of V_G and T (Fig. 2), which distanced from a droplet, $\frac{\partial T}{\partial(L-r)} < 0$, but $\frac{\partial V_G}{\partial(L-r)} > 0$.

On the other hand, given that the space of the system is large enough and the number of molecules as well, many droplets may form and be randomly distributed. Hence, the fate of gas molecules, including droplets, will be:

1) Fleeing away from the system. It will enlarge V_G . Imagining there is a boundary, according to Eq. 4, a considerable amount of system work will be done for liquefaction, thereby transferring the kinetic energy to the outer. An example is the Joule-Thomson expansion ^[32], in which the gas cools upon expansion. Therefore, if the space of a system is infinitive, it is deduced that those molecules will cool down to 0 K.

2) Circular motion around a droplet. The fleeing probability of a particle inside the system is extremely low by avoiding collisions when moving along the radii directions. Particles must be confined by a droplet acting as partners in the evaporation-condensation process. Some particles circularly move around a droplet to form the boundary layer among them. It does not directly work towards the droplet and the outer surroundings. However, it triggers the periodic fluctuation of V_G along the orbital, producing a ball-type V_G wave spreading to the whole gas phase of a droplet. Indeed, the particle itself will be impacted to produce the orbital wave. These waves do not release the energy at the equilibrium but cause the harmonic vibration of evaporation-condensation equilibrium. It may be the so-called tidal force. Therefore, changing the waves means damaging the equilibrium.

3) Capture by a droplet. The system's work is done towards the droplet, thus warming it. Some irradiation warms the gas phase, while the rest disperses to space. As a result, a gradient of temperature forms high near the droplet and low near the boundary.

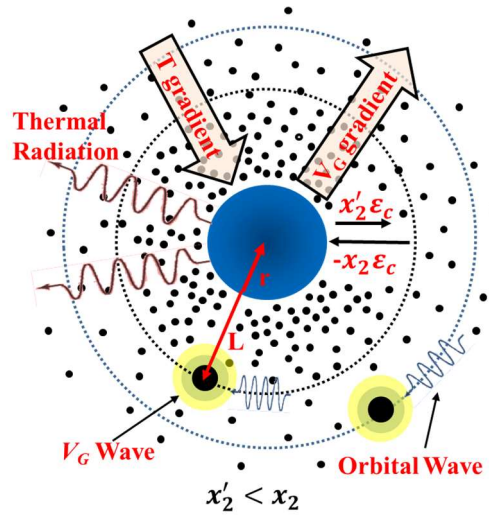


Figure 2, Scheme of heat exchange in an isolated system

Based on the above discussion, heat varies during the thermal equilibrium. It can be exactly differentiated over time (t) and dimensions (distance, area and volume). For example, the heat exothermic flow rate is:

$$\frac{d\varepsilon_{c,exo}}{dt} = R \left(\ln \frac{V_G}{V_L} - \frac{3}{2} \right) \cdot \frac{dT}{dt} + (1 - \beta)RT \cdot \frac{d \ln V_G}{dt} - RT \frac{d \ln V_L}{dt} \quad (6)$$

Meanwhile, the linear differentiation, i.e., gradient, of exothermic heat is:

$$\frac{d\varepsilon_{c,exo}}{dL} = R \left(\ln \frac{V_G}{V_L} - \frac{3}{2} \right) \cdot \frac{dT}{dL} + (1 - \beta)RT \cdot \frac{d \ln V_G}{dL} - RT \frac{d \ln V_L}{dr} \quad (7)$$

where L and r are depicted in Fig. 2,

Eq. 7 is defined as the exothermic force.

$$F_{exo} = R \left(\ln \frac{V_G}{V_L} - \frac{3}{2} \right) \cdot \frac{dT}{dL} \vec{L} + (1 - \beta)RT \cdot \frac{d \ln V_G}{dL} \vec{L} - RT \frac{d \ln V_L}{dr} \vec{r} \quad (8)$$

\vec{L} and \vec{r} are the unit of vector indicating the force direction. Meanwhile, the endothermal force is the linear differentiation of Eq. 5,

$$F_{endo} = R \left(\ln \frac{V_G}{V_L} + \frac{3}{2} \right) \cdot \frac{dT}{dL} \vec{L} + (1 + \beta)RT \cdot \frac{d \ln V_G}{dL} \vec{L} - RT \frac{d \ln V_L}{dr} \vec{r} \quad (9)$$

Eq. 8 and Eq. 9 are two sides of a coin due to the heat conversation. If there is a donor, there must be acceptor.

Analysis of Thermal Force

Eq. 8 and Eq. 9 are substantially the statistical equations of a system with many members. Now, they are extended to classical mechanics to deal with the interactions between two isolated objects.

As shown in Fig. 1, the gas and outer systems can be regarded as two particles; the gas system is an exothermic particle (A), i.e., energy donor, while the outer system is an endothermal particle (B), i.e., energy acceptor. B is passive. It records how much A donated. Hence, the exothermic force of Eq. 8 is focused on in the following discussion, using the endothermal force of Eq. 9 as a comparison.

1) Let's discuss the kinetic energy transfer - collision.

As shown in Fig. 3, in the case of collision, the force is produced as soon as two objects touch. Hence, $V_G = V_L$. The first term in Eq. 8 is simplified as,

$$F_{exo} = -\frac{3}{2}k \cdot \frac{dT}{dL} \vec{L} \quad (10)$$

Back to the original form, $\frac{3}{2}kT = \frac{1}{2}mv^2$, where k is Boltzmann constant, v is the average speed of particles and m is the mass of particle. Therefore, for a particle, Eq. 10 becomes,

$$F_{exo} = -\frac{1}{2} \frac{d(mv^2)}{dL} \vec{L} \quad (11)$$

That is, force is the linear gradient of kinetic energy variation.

As shown in Fig. 3, A donates heat to B with a velocity v , where B is steady, thus,

$$F_{exo} = -\frac{1}{2}v^2 \frac{dm_A}{dL} \vec{L} - m_A v \frac{dv}{dL} \vec{L} \quad (12)$$

If $\frac{dm_A}{dL} = 0$, then

$$F_{exo} = -m_A v \frac{dv}{v dt} = -m_A \vec{a} \quad (13)$$

where \vec{a} is the acceleration, m_A is the mass of particle A.

If $\vec{a} < 0$, Eq. 13 is positive. This means that A donates a force in the A→B direction to B. Simultaneously, B records the accepted force by Eq. 9.

$$F_{endo} = m_A \vec{a} \quad (14)$$

However, it should be noted that, for A, $dL > 0$, but for B, $dL < 0$, thus $\vec{a} > 0$. B certifies that B accepts a positive force from A. As a result, B is about to move along with the A→B direction. Colloquially, A pushes B (Fig. 3 left).

Since A lost a positive force and slowed down in the A→B direction, we define A's lost force as a force with the inverse direction of A←B. Its quantity equals the positive force that B gains. Force cannot be created out of thin air. Such a relation of forces ←A-B→ is called mutual repulsion (Fig. 3 left).

If $\vec{a} > 0$, Eq. 13 is negative. It means that A gains a force from B in the A→B direction rather than loses force. Simultaneously, for B, $\vec{a} < 0$, Eq. 14 is negative, too. It indicates that B doesn't accept any force from A; instead, B loses a force in the A→B direction. Similarly, defining B's lost force as a force with the A←B direction, its quantity equals the force that A gains from B with the A→B direction. Colloquially, B pulls A (attraction). Therefore, A→←B is called mutual attraction (Fig. 3 right).

In summary, if A loses/gains a force, B simultaneously must gain/lose the force because of the heat conversion. The signs of Eq. 13 and Eq. 14 are always the same. B honestly records what A has done. This interprets the simultaneity of action and reaction, i.e., Newton's third law.

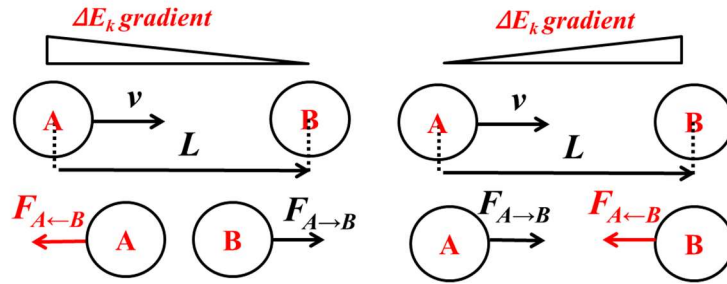


Figure 3, Interaction of two particles

If $\frac{dm_A}{dL} < 0$, then, Eq. 10 deforms into,

$$F_{exo} = -\frac{1}{2}v^2 \frac{dm_A}{dL} \vec{L} - m_A \vec{a} \quad (15)$$

It indicates that losing A mass adds a positive force on B, regardless of the linear gradient.

2) Let's consider the temperature variation.

In the case of non-collision, the first term in Eq. 8,

$$F_{exo} = \frac{2}{3} \ln \frac{V_G}{V_L} \cdot m_A \vec{a} \quad (16)$$

As shown in Fig. 4, considering A→B system where B's temperature is zero, since there are only two particles, $V_G = \frac{4}{3}N_A\pi L^3$ (N_A is Avogadro number) is designated to A, while V_L is designated to B.

Meanwhile, dL is opposite.

$$F_{exo} = 2(\ln L - \ln r_B) \cdot m_A \vec{a} = -F_{endo} \quad (17)$$

r_B is radius of B.

Eq. 17 indicates that B's record is always opposite to A's exportation in contrast to Eq. 13 and Eq.

14. The symmetry of action and reaction is destroyed. However, A and B don't lie. A unique explanation is that A rotates around B, and B spins at the request of two forces.

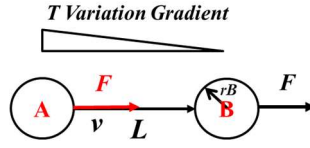


Figure 4, Scheme of force created by the temperature gradient

3) Let's consider the volumetric term.

As shown in Fig. 5 (left), the V_G variation gradient is created as A approaches B, where B is still.

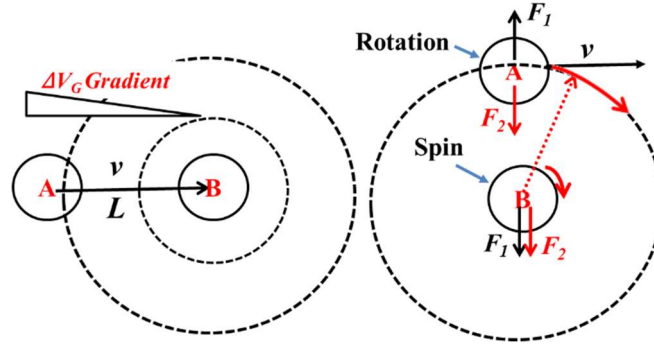


Figure 5, Scheme of volumetric force

In Eq. 8,

$$F_{exo} = (1 - \beta)RT \cdot \frac{d \ln V_G}{dL} \vec{L} \quad (18)$$

As shown in Fig. 5 (left), A's V_G decreases with the decrease of L . Since there is only one particle, $V_G = \frac{4}{3} N_A \pi L^3$. Here, it should be noted that the unit of L is dm because the unit of V_G is L/mol .

Therefore, remembering that $\frac{dV_G}{dL} < 0$,

$$F = \frac{9\pi^{\alpha-1} m_A g}{4N_A L^4} - \frac{3kT}{L} \quad (19)$$

$$\text{or } F = \frac{9\pi^{\alpha-1} m_A g}{4N_A L^4} - \frac{m_A v^2}{L}$$

It says that A exerts two opposite forces on B. One is positive, i.e., repulsive, and inversely proportional to the 4th power of distance, whereas the other is negative, i.e., attractive, but inversely proportional to the distance. At the point of zero force,

$$L_e = \sqrt[3]{\frac{3\pi^{\alpha-1} m_A g}{4N_A kT}} \quad (20)$$

Provided that A and B are two molecules, L_e is calculated at 298K and listed in Tab 1.

Table 1 Calculated the equilibrium distance of gas molecules at 298 K

Gas	α	m_A (g/mol)	L_e (Å)	Ref. Value	Gas	α	m_A (g/mol)	L_e (Å)	Ref. Value
He	-1.83	4	0.92		CH ₄	0.6	16	3.68	3.74 ^[35] , 3.71 ^[38]

Ne	-1.64	20	1.69	2.80 ^[34]	CH ₃ CH ₃	0.82	30	4.94	3.51 ^[35] , 4.89 ^[36]
Ar	-0.69	40	3.05	3.40 ^[35]	C ₃ H ₈	0.88	44	5.74	5.56 ^[36]
Kr	-0.87	121.8	4.13	3.63 ^[34] , [38]	C ₄ H ₁₀	0.95	58	6.46	
Xe	-0.74	131.2	4.45	3.95 ^[34] , [38]	Ethylene	0.67	28	4.56	3.54 ^[38]
H ₂	0.54	2	1.80		Benzene	0.96	78	7.16	
N ₂	-1/3	28	3.11	3.31 ^[35] , 4.13 ^[36]	Toluene	1.0	92	7.68	
O ₂	-0.45	32	3.11	3.20 ^[37] , 3.95 ^[38]	NF ₃	-1/3	74	4.30	
F ₂	-0.78	40	2.95	2.83 ^[35]	CF ₄	-0.45	92	4.42	5.21 ^[36]
CO	-0.29	28	3.16	3.17 ^[38]	SF ₆	-1/3	152	5.46	5.18 ^[36]
CO ₂	0.07	44	4.21	2.94 ^[35] , 4.38 ^[36]	CH ₃ OH	0.93	32	5.26	
SO ₂	0.25	64	5.11		NH ₃	0.87	17	4.16	3.90 ^[36]
H ₂ O	0.95	18	4.38	3.57 ^[36]	H ₂ S	0.49	34	4.54	

Note: α values have been given in Reference [29]

There is no standard data in the literature, though the van der Waals's radii of elements were calculated based on the equilibrium distance^[33]. However, the data in Tab. 1 sound rational, according to the empirical sense of the equilibrium distance used in the molecule dynamics (MD) simulations [34]-[38].

Compared with the Lennard-Jones potential (Eq. 1) ^{[11]-[14]}, the derivation of Eq. 19 is straightforward and concise without adopting any fictional assumptions, such as the electron repulsion^[3] or the dispersion force^[5]. Moreover, Eq. 19 indicates that L_e decreases as the temperature increases. This is consistent with the anticipation that the faster the particles, the closer the accessible distance, which is vital to the chemical reaction.

Furthermore, the molecules must do extra work due to these forces as the volume expands or shrinks. As shown in Eq 19, the attractive force is contributed by the increase of molar volume in the exothermic process, whereas the repulsive force is stemmed from the system potential. Hence, the system releases the system potential by doing the negative work.

However, the equation of endothermal force gives a different result. Since $\frac{dV_G}{dL} > 0$,

$$F_{endo} = (1 + \beta)kT \cdot \frac{d \ln V_G}{dL} \vec{L} \quad (21)$$

$$F_{endo} = \frac{9\pi^{\alpha-1}m_A g}{4N_A L^4} + \frac{3kT}{L} \quad (22)$$

B records that it accepts two repulsive forces from A rather than two opposite forces (Eq. 19).

Like Eq. 17, the symmetry of $\frac{3kT}{L}$ force is destroyed.

Fig. 6 shows a possible mechanism according to the force's "point" attribute. Considering B's geometry, if A donates a positive force to any point but the central point of B, B immediately creates an inverse force on the opposite end of diameter. Therefore, both A and B record getting $\mathbf{F}'_{A \rightarrow B}$ from the counterpart. A accepts $\mathbf{F}'_{A \rightarrow B}$ to compensate for the loss of $\mathbf{F}_{A \rightarrow B}$. Accordingly, A changes the direction of velocity due to attraction.

attains. If A is far enough, $\theta_0 \approx \frac{r_B}{L_0}$. $\theta_t = \frac{\pi}{2}$ is achievable. Furthermore, if $\theta_t = \frac{\pi}{2}$ and $F = 0$, A will cycle B with v_t . Apart from the attractive force, as A approaches B, θ increases, while as A leaves B, θ decreases. Hence, Eq. 24 describes the elliptic motion. In addition, increasing v_0 lifts the frequency of motion and ΔE_k . However, since θ is dependent on L , increasing θ_0 lowers the frequency but increases the long radius of the ellipse. Therefore, for escaping from B, changing θ_0 is more effective. Moreover, Eq. 28 implies that the kinetic energy of a particle will gradually decrease even though it escapes from a planet and travels in a vacuum.

On the other hand, as shown in Fig. 7, provided that the forces exerted on a point of B and turn B to spin. The speed of exerting points obeys,

$$\frac{d\varphi}{dt} = \frac{v \sin \theta}{L} \quad (28)$$

For a homogeneous and rigid sphere B, the net torque is zero as A passes by. However, the net torque will drive B to spin if B is not a sphere or the mass distribution is heterogeneous.

4) Let's consider the liquid or solid term.

$$F = -kT \frac{d \ln V_L}{dr} \vec{r} = -\frac{3kT}{r} \vec{r} \quad (29)$$

This term is negative in both exothermic and endothermic equations. As shown in Fig. 8, in the exothermic process, $\frac{dV_L}{dr} < 0$,^[40] thus, A donates a positive force to B. Inversely, in the endothermic process, B records accepting a negative force from A. It is similar to the asymmetric situation discussed above, but as shown in Fig. 8, they are contract forces in liquid. We cannot imagine that A will rotate around B in a dense liquid and solid. However, resembling the terms in Eq. 19 and Eq. 22, it can be concluded that the property of force is rotational. Since Eq. 18 succeeds in predicting equilibrium distance, it is expected that Eq. 29 is suitable for predicting the properties of liquid and solid, which most MD simulations work for^{[34]-[39]}. For example, the liquid droplets simultaneously deform into spheres suspended in the atmosphere. Conventionally, it is explained that the droplets simultaneously deform their shapes, which possess the smallest surface area, to decrease the surface/interfacial tension. The unbalanced molecular interactions of surface molecules or cohesive forces are designated as the driving force. However, this explanation is not convincing due to the many exceptions. For example, the interfacial tensions of water-air, benzene-air, and ethanol-air are 72.75, 28.88, and 22.39 mN/m at 293.17 K.^[41] It is hard to believe that the molecular interactions in benzene are more potent than the hydrogen bonds in ethanol. Moreover, the interfacial tension is practically zero in the atmosphere of liquid-gas saturation. Hence, Eq. 29 gives the driving force of deformation but weakly relates to the surface tension.

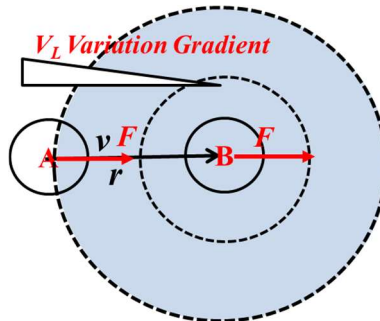


Figure 8, Scheme of volumetric force in liquid

The analysis of heat force has been completed. In summary, the forces created by collision are symmetrical, whereas the forces produced by temperature variation gradient and volumetric variation gradient are asymmetric. The symmetric forces create the linear motion, while the others create the spin or rotation. These disclose the essence of forces and the origins of various motions, such as spin and rotation, which are popular models in the cosmos. All equations solve Newton's "causes hitherto unknown."^[27] The origin of force is heat transfer, which doesn't need a medium for the force transfer. These results indicate that the definition of heat is appropriate, and by this definition, the new thermodynamics integrates classical mechanics well.

Newton defined force as the gradient of speed momentum over time. As discussed above, it can describe the collision behavior of objects like Eq. 14. However, it cannot explain the forces stemming from the temperature gradient and V_G gradient. Universal gravitation exists, but it is an integration of various forces. Sun created a temperature gradient in the solar system. Hence, once an object enters the solar system, the Sun donates an attractive force to the object because the Sun sees a decreasing temperature gradient (Eq. 16). However, the object records a repulsive force. Hence, it rotates in the quest of two forces. Linear motion is so tricky in the universe.

At thermal equilibrium, the lucky objects have a common fatality: rotation with an elliptic orbit, which periodically de/accelerates them in the master's temperature gradient. This orbit is eternal, in contrast to the regular circular orbit.

Electricity and Mass

Finally, Eq. 19 is significant in the microscopic world. Inspired by its success in calculating equilibrium distance, I tried to apply it to calculate the force between two electrons in a vacuum ($T=0$).

$$F = \frac{90\pi^{\alpha-1}m_e g}{4N_A L^4} = 3.66 \times 10^{-1} \frac{\pi^{\alpha-1}m_e}{L^4} \quad (30)$$

In Eq. 30, the SI unit of L is m , and the mass of electrons (m_e) is 9.11×10^{-31} kg. However, the α value for electrons is unknown. Provided that two electrons are separated with 10^{-10} m, i.e., 1.0 \AA , the repulsive force calculated with Coulomb's law is 2.30×10^{-8} N. However, Yu and Polycarpou issued the force difference of molecular interaction, $\sim 10^{-5}$ N in $1.0 \sim 5.0 \text{ \AA}$ ^[39]. It is much bigger than the coulomb's force (10^{-8} N/ 1.0 \AA) of two electrons. Hence, their model was not appropriate. In contrast, the calculated repulsive molecular interaction at the equilibrium distance by Eq. 19 is about $\sim 10^{-11}$ N/ 1.0 \AA . Of course, the attractive molecular interaction is also in the same order, depending on temperature. It indicates that Eq. 19 is applausive in the microscopic world.

Since A and B are exchangeable, if $M_A \neq M_B$, the vector addition gives,

$$F = \frac{3.66 \times 10^{-19}}{L^4} (\pi^{\alpha_A-1} m_A + \pi^{\alpha_B-1} m_B) \quad (31)$$

Assuming that A and B are electrons, and

$$F = \frac{7.32 \times 10^{-19} \pi^{\alpha-1} m_e}{L^4} = \frac{8.99 \times 10^9 Q^2}{L^2} \quad (32)$$

Then,

$$\alpha = 1.7479 \ln L + 36.277 \quad (33)$$

Here, Q is the electric charge of an electron, 1.60×10^{-19} C. The electron is characterized as a particle

with a large α , which depends on the interaction distance. It is pretty different from other molecules.

Fig. 9 exhibits the interactions of two electrons. Three temperatures are applied because the attractive force depends on the temperature, in addition to the double attractive force ($\frac{6kT}{L}$) like Eq. 33.

As shown in Fig. 9, at 4 K, the attractive force is more potent than the repulsive force at a distance longer than about 1 μm . At 298 K, the distance is about 10 nm, while at 2.7×10^4 K, about 1 \AA , respectively. That is to say, as temperature rises, the distance decreases. However, it should be stressed that this temperature refers to the electron temperature rather than the common molecule.

Common sense may think it ridiculous that two electrons are mutually attractive. However, this can explain a charged object in which many electrons coexist on the surface rather than homogeneously distributed throughout the body. Moreover, it is straightforward to question why an atomic nucleus can assemble so many protons, though many theories have been postulated in high-energy physics.

Electricity is a concept that describes the interaction attributes between the fundamental particles, i.e., electrons. In the past decades, the rotational attribute of the attractive force might be mistakenly regarded as the repulsive force because an electron looks like it is trying to avoid another electron. Hence, electricity might be an unnecessary concept.

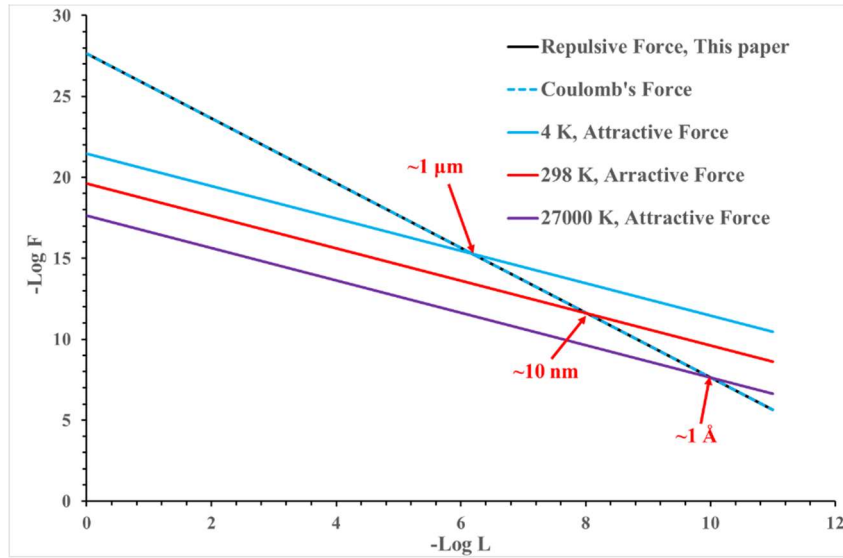


Figure 9, Mutual interactions between two electrons

In the cosmos, the attractive force works. At 298 K, an electron can gain an acceleration of about 0.2708 m/s^2 from another electron located 10^8 km away. Moreover, the higher the temperature, the longer the distance. Therefore, the interaction distance may be defined by the acceleration. It discloses the essence of universal gravitation. Moreover, if modulating the electron kinetic energy,

$$F = \frac{6k}{L} T \sin(\omega t) = \frac{2m_e}{L} v^2 \sin(\omega t) \quad (34)$$

A distant electron may sense the change and then duplicate it. It resembles the sound in which the kinetic energy of molecules is periodically changed. Of course, electrons' velocity and confined degree determine the duplication speed and deformation degree.

Fig. 9 implies that an atom's temperature is very high, namely that electrons are confined in a tiny space by attraction. This coincides with the thermodynamics of phase transition: an atom is a highly compressed system. Cations and anions are non-equilibrium systems; therefore, they are different from

electrons, though they are also “charged.”

The velocity of heat transfer can be derived from Eq. 6.

$$\frac{d\epsilon_{c,exo}}{dt} = \left(2\ln \frac{L}{r_B} - 1\right) \cdot m_A v_1 \vec{a} + \left(\frac{90\pi^{\alpha-1} m_e g}{4N_A L^4} - \frac{3kT}{L}\right) \cdot v_2 + \frac{3kT}{r} \cdot v_r \quad (35)$$

Hence, the power is,

$$\epsilon = \sum F_i \cdot v_i \quad (36)$$

For an electron,

$$\epsilon_e = \left(\frac{90\pi^{\alpha-1} m_e g}{4N_A L^4} - \frac{3kT}{L}\right) \cdot v_e \quad (37)$$

v_e is the relative velocity of two electrons. As discussed above (Eq. 24), it is not a constant. If the temperature in an atom is 2.7×10^4 K, the average velocity \bar{v}_e of electron is 1.11×10^6 m/s.

$$\frac{dF}{dt} = \frac{F}{L} (\cos\theta \cdot \vec{a} - v_e \sin\theta \cdot \frac{d\theta}{dt}) \quad (38)$$

If L is long enough, $\theta = 0$,

$$\frac{dF}{dt} = \frac{F}{L} \cdot \vec{a} = \frac{6k}{L^2} \cdot \vec{a} \quad (39)$$

Hence, approximately,

$$v_e = 2\bar{v}_e + \int \vec{a} dt \quad (40)$$

It indicates that the heat transfer is an accelerating process. The interaction speed is not a constant.

Atom Structure

Based on the assumption that electrons and protons are ordinary objects with the properties of mutual repulsion and attraction, the structure of an atom can be rebuilt.

Provided that the calculated radii of atoms are reliable ^[43] and assumedly consistent with the equilibrium distance between a nucleus and an electron in an atom, the temperature of electrons on the surface can be calculated.

$$\frac{3kT}{r} = \frac{8.99 \times 10^9 Q^2}{r^2} \quad (41)$$

Here, it is assumed that the proton-electron interaction is one-to-one. The force exerted on an electron by other protons is shielded by the other electrons. As shown in Tab. 2, the temperature is in the order of 10^4 - 10^5 K. The active elements give the low temperatures. For example, from Li to Ne, the temperature of surface electrons increases from 3.33×10^4 to 1.463×10^5 K. It is expected that the temperature of electrons is much high on the inner orbits due to the smaller radius. Correspondingly, the velocity of surface electrons is in the order of 10^3 km/s. As we know, the photon speed is 3.0×10^5 km/s. Given that the light is a type of heat transfer by which a hot electron transfers heat to a cold electron, considering the acceleration of heat transfer (Eq. 40), it implies a possibility that the photon speed is not constant but 3.0×10^5 km/s is a limitation of the measuring method, which substantially depends on the response speed of electrons. Moreover, the kinetic energy of surface electrons approximately equals the first ionization energy of elements. However, it is worth of discussing because according to the heat transfer Eq. 3, the ionization energy includes the system work. It is to say, as an electron is taken away from an atom, the interaction of proton-electron is enhanced because the shielding effect is weakened.

Table 2, Temperature, Velocity, Kinetic Energy on the Surface of an Atom, and 1st Ionization Energy

	r_0	T	\bar{v}_e	\bar{E}_k	1 st I.E.			r_0	T	\bar{v}_e	\bar{E}_k	1 st I.E.	
	(pm)	$\times 10^{-4}$	$\times 10^{-3}$	(kJ/mol)	(kJ/mol)			(nm)	$\times 10^{-4}$	$\times 10^{-3}$	(kJ/mol)	(kJ/mol)	
		(K)	(km/s)		Ref.*	Calc.			(K)	(km/s)		Ref.*	Calc.
H	53	10.49	6.90	1307	1312		K	243	7.83	3.22	285	419	390
He	31	17.93	9.03	2235	2372	22180	Ca	194	2.29	3.61	357	590	453
Li	167	3.33	3.89	415	520	3210	Sc	184	2.87	3.71	376	633	451
Be	112	4.96	4.75	619	900	3467	Ti	176	3.02	3.79	394	659	447
B	87	6.39	5.39	796	801	3490	V	171	3.16	3.84	405	651	438
C	67	8.30	6.14	1034	1087	3686	Cr	166	3.25	3.90	417	653	430
N	56	9.93	6.72	1237	1402	3717	Mn	161	3.35	3.96	430	717	423
O	48	11.58	7.25	1443	1314	3738	Fe	156	3.45	4.02	444	763	418
F	42	13.24	7.76	1649	1681	3749	Co	152	3.56	4.08	456	760	411
Ne	38	14.63	8.15	1823	2081	3693	Ni	149	3.66	4.12	465	737	403
Na	190	2.93	3.65	365	496	778	Cu	145	3.73	4.17	478	746	398
Mg	145	3.83	4.17	478	738	913	Zn	142	3.83	4.22	488	906	392
Al	118	4.71	4.63	587	578	1017	Ga	136	3.91	4.31	509	579	393
Si	111	5.01	4.77	624	787	999	Ge	125	4.09	4.50	554	762	411
P	98	5.67	5.08	707	1012	1044	As	114	4.45	4.71	608	947	433
S	88	6.32	5.36	787	1000	1079	Se	103	4.88	4.95	673	941	460
Cl	79	7.04	5.65	877	1251	1120	Br	94	5.40	5.18	737	1140	485
Ar	71	10.49	5.97	976	1520	1166	Kr	88	5.91	5.36	787	1351	500

* The first ionization energy of elements. <https://pubchem.ncbi.nlm.nih.gov/ptable/ionization-energy/>.

Provided that there are i electrons ($i = n, n-1, n-2, \dots 1$) in an atom and assuming the interaction of proton-electron is shared by every electron, according to Coulomb's law, the other electrons will offset the proton-electron attraction.

$$\frac{3kT}{r} = \frac{8.99 \times 10^9 n Q^2}{i r^2} \quad (42)$$

$$T = 5.559 \times 10^{-6} \cdot \frac{n}{ir} \quad (43)$$

$$E_k = \frac{3N_A k T}{2} = 6.925 \times 10^{-5} \cdot \frac{n}{ir} \quad (44)$$

E_k is the molar kinetic energy of a surface electron, and n is the number of protons in a nucleus. The effect of interactions between two electrons on the surface may be negligible because the mass of a nucleus is much larger than that of an electron.

Based on Eq. 45, for an H-1 atom ($r_0=53$ pm), $T=1.05 \times 10^5$ K, and then $E_k=1.307 \times 10^3$ kJ/mol or 13.543 eV. The ionization energy recommended by NIST is 1.312×10^3 kJ/mol or 13.599 eV. This result indicates that the ionization energy is the kinetic energy of an electron.

For a He-4 atom ($r_0=31$ pm), $n=2$, $T_0=1.793 \times 10^5$ K. For the first electron, $i=2$, $E_{k,2}=2.238 \times 10^3$ kJ/mol or 23.164 eV. For the second electron, $i=1$, $E_{k,1}=4.476 \times 10^3$ kJ/mol or 46.328 eV. The NIST ionization energy is 2.37×10^3 kJ/mol for the 1st electron and 5.24×10^3 kJ/mol for the 2nd electron. They are generally consistent.

However, the problem is that the second electron is attracted by two protons when the first one is taken away. Hence, accompanying the loss of the first electron, the radius decreases to do the system work. Eq. 19 states that the repulsive is a function of r^{-4} . Therefore, the equilibrium distance will shorten to $\frac{r_0}{\sqrt{2}}$ as the attractive force exerted on an electron is doubled.

$$r_i = \frac{\sqrt{i}}{\sqrt{n}} r_0 \quad (45)$$

$$T_i = 5.559 \times 10^{-6} \cdot \left(\frac{n}{i}\right)^{\frac{3}{2}} \frac{1}{r_0} \quad (46)$$

$$E_{k,i} = \frac{3R}{2} \cdot T_i \quad (47)$$

Accordingly, $T_1=2.535 \times 10^5$ K, the second ionization energy is 3.163×10^3 kJ/mol because it is the last electron. Meanwhile, the first ionization energy is,

$$\varepsilon_{exo,2} = \frac{1}{2} (-E_{k,2} + RT_1 \ln \frac{V_{G,2}}{V_S}) \quad (48)$$

$V_{G,2}=3.75 \times 10^{-5}$ L/mol, $V_S = \frac{m_p}{2n} = 1.01 \times 10^{-1}$ L/mol, where m_p is the proton molar mass, 1.01 g/mol; ρ is the density of nucleus, 2.5×10^{17} g/L; $2n$ denotes the total number of protons and neutrons. Hence, the 1st ionization energy is 2.218×10^4 kJ/mol. It is much larger than the reference data.

For a Li-3 atom ($r_0=167$ pm), $n=3$, $T_3=1.00 \times 10^5$ K. For the first electron, $i=3$, $E_{k,3}=414.667$ kJ/mol. As for the second and third electrons, they are 829.333 and 1244 kJ/mol, respectively. The NIST ionization energies for the three electrons are about 520, 7.298×10^3 , and 1.182×10^4 kJ/mol sequentially. The first ionization energy fits well, but the others are significantly discrepant. However, applying Eq. 48, the ionization energies are sequentially 3.21×10^3 , 5.864×10^3 , and 1.642×10^4 kJ/mol. The second and third ionization energies fit the reference data well. Therefore, Eq. 49 is applied to calculate the ionization energies of elements from Li to Ne, and the results are shown in Fig. 10.

$$\varepsilon_{exo,i} = \frac{1}{i} (-E_{k,i} + RT_i \ln \frac{V_{G,i}}{V_S}) \quad (49)$$

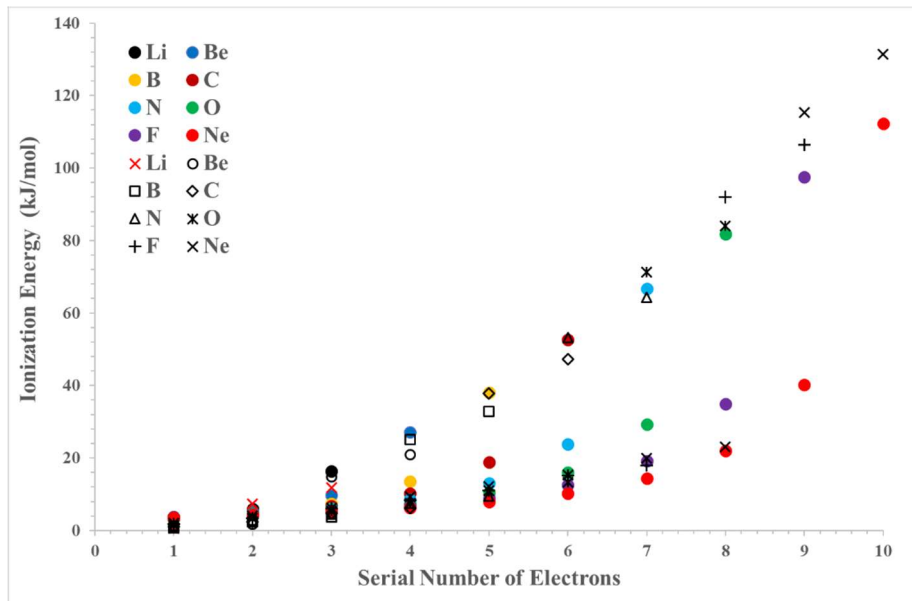


Figure 10, Calculated ionization energies of elements from Li to Ne

(Color cycles are calculated in this paper, others are cited from [https://en.wikipedia.org/wiki/Ionization_energies_of_the_elements_\(data_page\)](https://en.wikipedia.org/wiki/Ionization_energies_of_the_elements_(data_page)))

As shown in Fig. 10, other ionization energies are comparable with the reference data except for the first and last second ionization energies.

However, it must be pointed out that the calculations are critically dependent on the radii of atoms. Many kinds of radii are estimated using different methods, e.g., van der Waals, empirical, and single covalent radii. They are significantly different. For example, the empirical radius of a hydrogen atom is 25 pm, but van der Waals's radius is 120 pm. This paper employs the radii calculated with self-consistent-field functions (SCF) [43]. As shown in Tab.2 and Fig. 10, some positive results are achieved. However, the failures are not negligible. For example, the 11th ionization energy of Na is 2.7422×10^4 kJ/mol, but the reference value is 159.076×10^4 kJ/mol. It seems that the SCF radius of 190 pm is too big. Similarly, provided that the reference data of ionization energy are correct, the radii of atoms seem too prominent when $n > 10$. Therefore, it is too early to give a relevant conclusion to the calculations of ionization energy.

Nevertheless, based on the above analysis, the structure of an atom may be depicted. As shown in Fig. 11, the electrons must be paired. Two electrons with opposite spinning directions travel in a circular orbit. The orbital diameter is the equilibrium distance L_e . If $n < 2$, the paired electrons move on an isothermal spherical surface. It looks like a flying spin-ring, watching from the nucleus. Since the electron-proton interaction is treated to be equivalent to the electron-electron interaction, i.e., one-to-one, according to Coulomb's law, $L_e = r$. The radius r determines a flying spin-ring's temperature or velocity (v_e). Since the flying spin-ring results from the scissor difference of velocities of individual electrons moving on the spherical surface, the electron velocity in the flying spin-ring must equal v_e . Two electrons with opposite velocity directions meet to make a ring.

Since the velocity of the flying spin-ring is 10^3 - 10^4 km/s, in a tiny atom, the orbit is a belt. It prevents the spherical surface from compacting another pair of electrons. Therefore, as $n > 2$, the remaining electrons must be designated to other orbits, i.e., the non-isothermal orbits. According to the relations of L_e and r with T , the elliptic or the dumbbell-like orbit may be a rational choice. As shown in Fig.11, the flying spin-ring shrinks to pass by the nucleus quickly. As a result, only a tiny portion of the orbits share a small isothermal spherical surface. The radii of different spheres should obey the square root law because the repulsive is r^{-4} , while the attractive is r^{-2} .

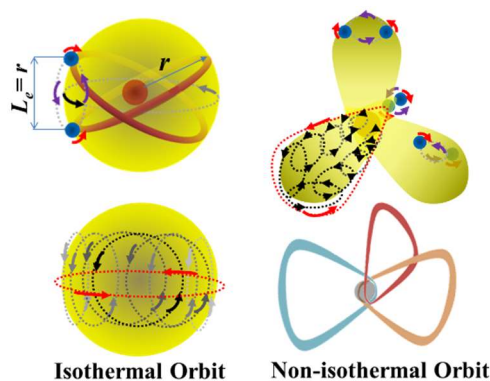


Figure 11, Schematic structure of an atom

These results are consistent with quantum theory's predictions. However, the position and energy

of electrons are definitive here. Two mutually vertical cycles consist of an isothermal orbit, provided that the nucleus is steady. Problems arise from the measuring method of position. Since the measurement depends on the heat transfer from the sourcing electrons to the targeting electrons, logically, it resembles that a man determines the position of his mirror image. The image duplicates what he is doing. This is the significance of uncertainty. Therefore, he cannot determine the position of his mirror image but can evaluate the mirror properties, i.e., the deformation of duplication. This is the energy of electrons. For an isothermal orbit, the frequency of an electron is,

$$f(T) = \frac{v_e}{2\pi r} = \frac{kT\sqrt{3kT}}{8.99\pi Q^2\sqrt{m_e}} \times 10^{-9} = 1.287 \times 10^8 \cdot T^{\frac{3}{2}} \quad (50)$$

Hence, for the electron in a hydrogen atom, $f=4.374 \times 10^9$ MHz, and the wave velocity is 1.46×10^3 km/s.

Chemical bonds

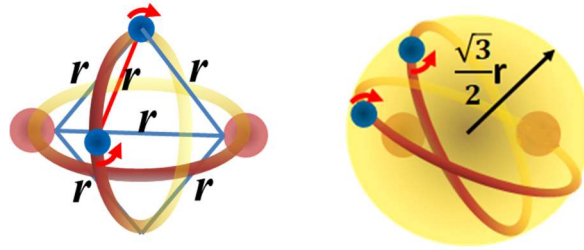


Figure 12, Scheme of H₂ molecule

Fig. 12 shows the scheme of a hydrogen molecule. r is the radius of a hydrogen atom. As two atoms bond to form a hydrogen molecule, the radius is $\frac{\sqrt{3}}{2}r$. Hence, the temperature rises to $\frac{2}{\sqrt{3}}T$ where T is the temperature of an electron in a hydrogen atom. Therefore, the bond energy in terms of the difference of kinetic energies is,

$$\Delta E = 2 \cdot \frac{3k}{2} \left(\frac{2}{\sqrt{3}} - 1 \right) T_0 \quad (51)$$

As shown in Tab. 2, $T_0=1.049 \times 10^5$ K, $\Delta E=403$ kJ/mol. It is consistent with the reference data 432 kJ/mol.

Conclusion

Employing principles of classical mechanics to build up thermodynamics has been a hot topic for decades. Inversing this approach, this paper attempts to integrate classical mechanics into the present author's new thermodynamics. First, the concepts of heat and force are defined. Heat is the sum of molecular kinetic energy, system work, and system potential, while force is the linear gradient of heat variation. Since the heat variation can be divided into the exothermic and endothermal processes, the exporter and importer of force are clear. Hence, the forces' exports and imports are checkable. It solves the problem of Newton's "causes hitherto unknown." Second, Newton's three laws are rebuilt based on new definitions. The force equation has four terms of variation gradients: kinetic energy, temperature, gas molar volume, and liquid/solid molar volume. Only the gradient of kinetic energy variation creates the symmetric forces, i.e., mutual repulsion and attraction, though the reaction force

doesn't exist. The reaction force is defined to represent the loss of kinetic energy. The other terms create asymmetric forces, namely that the force direction exported is opposite to that imported, which are the deriving forces of rotation and spin (self-rotation). Of most importance, these results relieve Newton's anxiety that the force transfer doesn't need a medium. Therefore, the origins and attributes of forces are disclosed. Third, as an outstanding achievement, a succinct equation is derived to predict the equilibrium distance of molecular interaction.

$$L_e = \sqrt[3]{\frac{3\pi^{\alpha-1}m_A g}{4N_A kT}}$$

Numerous works on calculus, MD simulations, and Mont Carlo simulations have been published based on the Lennard-Jones potential model. Equilibrium distance is a critical factor in those works. Many theories, such as the van der Waals cohesive and dispersion forces, must be proposed to calculate the equilibrium distance. However, the above equation discloses a simple world with the rational results. For example, at 298 K, L_e for N₂, O₂, and CH₄ are 3.11, 3.11, and 3.68 Å, comparable to the data adopted in MD simulations of the literature. Moreover, the equation includes the temperature factor. An electron is characterized as a particle with a large α dependent on the interaction distance. Two electrons are attractive at a distance depending on the temperature. For example, at 4, 298, and 2000 K, the attractive force is more potent than the repulsive force at a distance >1 µm, 10, and 2 nm. Since the rotational attribute of attractive force, the attraction is possibly regarded as the repulsion by miss because an electron looks to avoid another one. The electronic temperature determines the interaction distance of electrons. Regarding the electron-proton interaction as the attractive, the electron temperature, the velocity, the kinetic energy of electron on the atom surface are calculated. It is found that all these parameters exhibit the periodicity as the serial number of elements increases. The electron temperature is 10³-10⁴ km/s. The first ionization energies of elements reported in the references are found to be close to the kinetic energies calculated in this paper.

Acknowledgments

The paper is completed independently by the author without any supporting funds.

Conflict of Interests

The authors declare no conflict of interest.

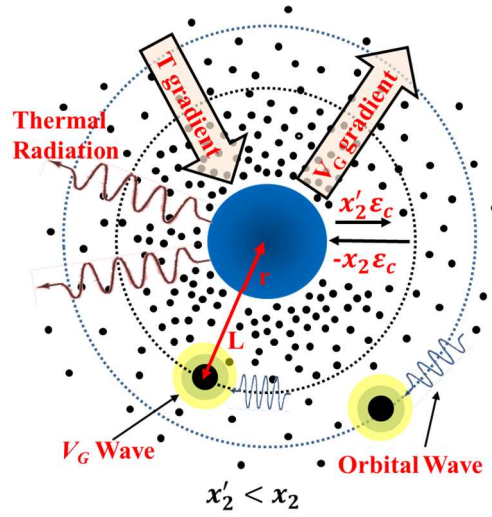
References

- [1]. Wikipedia: <https://en.Wikipedia.org/wiki/Big-Bang>
- [2]. J. D. Van der Waals, *Over de Continuïteit van den Gasen Vloeistoestand*, Sijthoff, 1873; Vol. 1.
- [3]. W. Sutherland, *London, Edinburgh Dublin Philos. Mag. J. Sci.* 1893, 36, 507–531. LII. The viscosity of gases and molecular force.
- [4]. P. Drude, *Ann. Phys.* 1900, 306, 566–613. Zur Elektronentheorie der Metalle.
- [5]. W. L. Bade, *J. Chem. Phys.* 1957, 27, 1280–1284. Drude-Model Calculation of Dispersion Forces. I. General Theory.
- [6]. J. O. Hirschfelder, C. F. Curtiss, R. B. Bird, *The Molecular Theory of Gases and Liquids*; John Wiley & Sons: New York, 1964.

- [7]. F. London, *Z. Phys.* 1930, 63, 245–279. Zur Theorie und Systematik der Molekularkräfte.
- [8]. F. London, *Trans. Faraday Soc.* 1937, 33, 8b–26. The general theory of molecular forces.
- [9]. G. Mie, *Ann. Phys.* 1903, 316, 657–697. Zur kinetischen Theorie der einatomigen Körper.
- [10]. E. Grüneisen, *Ann. Phys.* 1912, 344, 257–306. Theorie des festen Zustandes einatomiger Elemente.
- [11]. J. E. Jones, *Proc. R. Soc. London, Ser. A* 1924, 106, 441–462. On the Determination of Molecular Fields. I. From the Variation of the Viscosity of a Gas with Temperature.
- [12]. J. E. Jones, *Proc. R. Soc. London, Ser. A* 1924, 106, 463–477. On the Determination of Molecular Fields. II. From the Equation of State of a Gas.
- [13]. J. E. Jones, *Proc. R. Soc. London, Ser. A* 1924, 106, 709–718. On the Determination of Molecular Fields. III. From crystal measurements and kinetic theory data.
- [14]. P. Schwerdtfeger, D.J. Wales, *J. Chem. Theory Comput.* 2024, 20, 3379–3405. 100 Years of the Lennard-Jones Potential.
- [15]. M. P. Allen, D. J. Tildesley, *Computer Simulation of Liquids*; Clarendon Press: New York, 1989.
- [16]. D. Frenkel, B. Smit, *Understanding Molecular Simulation: From Algorithms to Applications*, 2nd ed.; Academic Press: London, 2002.
- [17]. S. Deffner, S. Campbell, *Quantum Thermodynamics: An introduction to the thermodynamics of quantum information*, Morgan & Claypool Publishers, 2019.
- [18]. F. Binder, L.A. Correa, C. Gogolin, J. Anders, G. Adesso, *Thermodynamics in the Quantum Regime. Fundamental Theories of Physics*, Springer, 2018.
- [19]. B. Poirier, *A Conceptual Guide to Thermodynamics*, Wiley, 2014.
- [20]. J. Güémez, J. A. Mier, *Eur. J. Phys.* 2024, 45, 015701. Relativistic mechanics and thermodynamics: IV. Thermodynamic processes.
- [21]. O. Redlich, J. N. S. Kwong, *Chem. Rev.* 1949 44 (1): 233–244. On the Thermodynamics of Solutions. V. An Equation of State. Fugacities of Gaseous Solutions.
- [22]. D. Y. Peng, D. B. Robinson, *Ind. Eng. Chem.: Fundamentals*. 1976 15: 59–64. A New Two-Constant Equation of State.
- [23]. R. Stryjek, J. H. Vera, *Can. J. Chem. Eng.* 1986, 64 (5): 820–826. PRSV2: A cubic equation of state for accurate vapor-liquid equilibria calculations.
- [24]. A. Kaplun, A. Meshalkin, *EPJ Web of Conferences*, 2014, 76, 01026. Unified low-parametrical equation of state for engineering calculations of thermodynamic properties of substances.
- [25]. J. D. Dymond, R. C. Wilhoit, *Virial coefficients of pure gases and mixtures*, Springer, 2003.
- [26]. M. Benedict, G.B. Webb, L. C. Rubin, *J. Chem. Phys.*, 1940, 8 (4): 334–345. An Empirical Equation for Thermodynamic Properties of Light Hydrocarbons and Their Mixtures: I. Methane, Ethane, Propane, and n-Butane.
- [27]. Wikipedia: https://en.wikipedia.org/wiki/Newton%27s_law_of_universal_gravitation.
- [28]. Van W. Gordon, S. Richard, *Fundamentals of Classical Thermodynamics (2nd edition). Chapter 4.7, Definition of Heat*, John Wiley & Sons, 1978.
- [29]. H.-M. Ni, B. Zhu, *ChemRxiv*, 2022, *Preprint*. DOI: 10.26434/chemrxiv-2022-5m718-v4. A general and simple state equation for all gases.
- [30]. H.-M. Ni, *J. Mol. Liquids*, 2022, 368, 120690. On the Hydrophobic Hydration, Solvation and Interface: A Thought Essay (I).

- [31]. X.-Y. Cui, B. Zhu, H.-M. Ni, *ChemistrySelect*, 2024, 9, e202304699 (1 of 10). A New Model for Specific Heat Capacity of Real Gas.
- [32]. W. G. Hoover, C. G. Hoover, K. P. Travis, *Phys. Rev. Lett.* 2014, 112 (14): 144504. Shock-Wave Compression and Joule–Thomson Expansion.
- [33]. S. S. Batsanov, *Inorg. Mat.* 2001, 37 (9): 871–885. Van der Waals Radii of Elements.
- [34]. J. Fischer, M. Wendland, *Fluid Phase Equilibria*, 2023, 573, 113876. On the history of key empirical intermolecular potentials.
- [35]. J. Fischer, R. Lustig, H. Breitenfelder-Manske, W. Lemming, *Mol. Phys.* 1984, 52(2), 485-497. Influence of intermolecular potential parameters on orthobaric properties of fluids consisting of spherical and linear molecules.
- [36]. Y. Song, E. A. Mason, *Phys. Rev. A*, 1990, 42(8), 4749-4755. Analytical equation of state for molecular fluids: Comparison with experimental data.
- [37]. R. Lustig, *Ber. Bunsenges. Phys. Chem.* 1994, 98 (5), 706- 711. Thermodynamics of Liquid Oxygen from Molecular Dynamics Simulations.
- [38]. T. Boulik, *J. Chem. Phys.* 1987, 87, 1751-1756. Simple perturbation method for convex-molecule fluids
- [39]. N. Yu, A. A. Polycarpou, *J. Coll. Interf. Sci.* 2004, 278, 428-435. Adhesive contact based on the Lennard–Jones potential: a correction to the value of the equilibrium distance as used in the potential.
- [40]. G. Lamanna, J. van Poppel, M.E.H. van Dongen, *Experiments in Fluids*, 2002, 32, 381-395. Experimental Determination of Droplet Size and Density Field in Condensing Flows.
- [41]. A. W. Adamson, A. P. Gast., *Physical chemistry of surfaces*; 6 Ed, Wiley, 1997.
- [42]. NIST Chemistry WebBook, <https://webbook.nist.gov/chemistry/>
- [43]. E. Clementi, D.L. Raimondi, W.P. Reinhardt, *J. Chem. Phys.* 1967, 47 (4): 1300–1307. Atomic Screening Constants from SCF Functions. II. Atoms with 37 to 86 Electrons.

TOC



Evaporation-Condensation system

Force: $F_{exo} = R \left(\ln \frac{V_G}{V_L} - \frac{3}{2} \right) \cdot \frac{dT}{dL} \vec{L} + (1 - \beta) RT \cdot \frac{d \ln V_G}{dL} \vec{L} - RT \frac{d \ln V_L}{dr} \vec{r}$

Equilibrium distance of molecular interaction: $L_e = \sqrt[3]{\frac{3\pi^{\alpha-1} m_A g}{4N_A RT}}$