

Path Partitions of Phylogenetic Networks

Manuel Lafond^{1*} and Vincent Moulton^{2*}

^{1*}Department of Computer Science, Université de Sherbrooke, Canada.

^{2*}School of Computing Sciences, University of East Anglia, Norwich,
NR4 7TJ, United Kingdom.

*Corresponding author(s). E-mail(s): manuel.lafond@USherbrooke.ca;
v.moulton@uea.ac.uk;

Abstract

In phylogenetics, evolution is traditionally represented in a tree-like manner. However, phylogenetic networks can be more appropriate for representing evolutionary events such as hybridization, horizontal gene transfer, and others. In particular, the class of forest-based networks was recently introduced to represent introgression, in which genes are swapped between species. A network is forest-based if it can be obtained by adding arcs to a collection of trees, so that the endpoints of the new arcs are in different trees. This contrasts with so-called tree-based networks, which are formed by adding arcs within a single tree.

We are interested in the computational complexity of recognizing forest-based networks, which was recently left as an open problem by Huber et al. It has been observed that forest-based networks coincide with directed acyclic graphs that can be partitioned into induced paths, each ending at a leaf of the original graph. Several types of path partitions have been studied in the graph theory literature, but to our best knowledge this type of ‘leaf induced path partition’ has not been directly considered before. The study of forest-based networks in terms of these partitions allows us to establish closer relationships between phylogenetics and algorithmic graph theory, and to provide answers to problems in both fields.

More specifically, we show that deciding whether a network is forest-based is NP-complete, even on input networks that are tree-based, binary, and have only three leaves. This shows that partitioning a directed acyclic graph into a constant number of induced paths is NP-complete, answering a recent question of Fernau et al. We then show that the problem is polynomial-time solvable on binary networks with two leaves and on the recently introduced class of orchards, which we show to be always forest-based. Finally, for undirected graphs, we introduce unrooted forest-based networks and provide hardness results for this class as well.

Keywords: Phylogenetic networks, tree-based, forest-based, path partitions, Monotone NAE-3-SAT

1 Introduction

Recently, there has been growing interest in using networks in addition to rooted trees to represent evolutionary histories of species [1]. Formally, a *network* is a connected, directed acyclic graph (DAG) N in which the set $L(N)$ of sinks or *leaf set* corresponds to a collection of species. Much work to date has focused on networks having single root, although recent work has also considered networks that have multiple roots [2]. Networks are commonly used to model the evolution of species which undergo various forms of *reticulate evolution* [3] (e.g. where species come together or hybridize to form a new species), and several classes of networks have been defined in recent years that have been intensively studied in the literature (see e.g. [1] for recent survey).

Networks that have a single source or root are usually called *phylogenetic networks*, and much of the work on these has focused more specifically on *binary* phylogenetic networks, in which all of the leaves have indegree one, the root has outdegree 2, and all other vertices have total degree 3 (see e.g. [4, Chapter 10]). Note that phylogenetic networks whose underlying undirected graph is a tree are called *phylogenetic trees*, which are better known as the evolutionary trees that often appear in biology textbooks. One special class of phylogenetic networks that has recently received considerable attention are the *tree-based* networks [5, 6]. These are essentially phylogenetic networks that can be formed by adding a collection of arcs to a phylogenetic tree.

Binary tree-based phylogenetic networks have several characterizations, one of which is as follows. Given a directed acyclic graph N , we define a *leaf path partition* of N to be a collection of directed paths in N that partition the vertex set of N and such that each path ends in a leaf (or sink) of N . In [7, Theorem 2.1], it is shown that a binary phylogenetic network is tree-based if and only if it admits a leaf path partition. More recently, it has been noted that leaf path partitions also naturally arise when considering the closely related class of *forest-based networks* [8]. These are networks which can be formed by adding arcs to a *collection* of phylogenetic trees, or *phylogenetic forest*, so that each added arc has its end vertices in different trees, and the network so obtained is connected. In [8] it is shown that a network is forest-based if and only if it admits an *induced* leaf path partition, that is, a path partition in which each directed path is an induced path.

By exploiting leaf path partitions, we shall focus on answering some complexity problems concerning forest-based and other closely related networks. Note that, due in part to their various applications in mathematics and computer science, path partitions of graphs have been extensively studied (see e.g. [9]), and they remain a topic of current interest. For example, in the recent paper [10] the complexity of several path partition problems of digraphs, as well in graph in general, are surveyed and determined. However, although path partitions of directed acyclic graphs in which each path contains one vertex from a fixed subset of the vertex set have been considered (see e.g. [11] and the references therein where they are called *S-path partitions* for a fixed subset S of the vertex set), to our best knowledge the concept of leaf path partitions for general directed acyclic graphs appears to be new.

The main problem that we will consider in this paper is determining the complexity of deciding whether a DAG admits a leaf induced path partition (leaf IPP for short), as well as the closely related problem of deciding whether a network is forest-based

or not. In [12], using graph colourings, it is shown that it is NP-complete to decide if a binary, tree-child¹ network N with a fixed number of roots $k \geq 3$ is *proper forest-based*, that is, if N can be constructed from a phylogenetic forest with k components as described above. However, the problem of deciding if a network N is forest-based is left as an open problem. Also very closely related is the recent work of Fernau et al. [10], where amongst other results they show that deciding whether a binary planar DAG can be partitioned into at most k induced paths, for given k , is NP-complete, and also that this problem is $W[1]$ -hard on DAGs for parameter k . Among their open questions, they ask whether the problem is in XP for parameter k . In other words, they ask whether it is possible to achieve time complexity $n^{f(k)}$, which would be polynomial if k is a constant.

In this paper, we shall show that deciding whether a network N is forest-based is NP-complete even in case N is a binary, tree-based phylogenetic network. A key component in our proof is to show that it is NP-complete to decide if a directed acyclic graph with three roots and three leaves admits a leaf IPP, which we do by reducing from MONOTONE NAE-3-SAT [13]. This implies that it is NP-complete to decide whether a binary DAG can be split into $k = 3$ induced paths, which thus also answers the question from [10] mentioned in the last paragraph on XP membership. Our reduction produces networks of linear size, which also implies that under the *Exponential Time Hypothesis* (ETH), no sub-exponential time algorithm is possible for the forest-based recognition problem on three leaves. Recall that the ETH states that, in particular, 3-SAT cannot be solved in time $2^{o(n+m)}n^c$, with n, m the number of variables and clauses, respectively, and c is any constant [14], and that the lower bound applies to MONOTONE NAE-3-SAT [15].

We also show that one can decide in polynomial time whether a binary DAG can be split into $k = 2$ induced paths, by a reduction to 2-SAT. The case of $k = 2$ and non-binary DAGs remains open. As an additional positive result, we show that all the networks that belong to the well-known class of *orchards* are forest-based [16, 17]. Orchards are networks that are consistent in time and can be reduced to a single leaf through so-called *cherry picking* operations, and have several applications, including the development of novel metric spaces on networks [18, 19] and allowing simple algorithms for isomorphism and network containment [20].

Before proceeding, for completeness we mention some further problems related to finding leaf IPPs. In [21] the problem of removing arcs from a DAG so that every connected component contains exactly one leaf is considered. In addition, the problem of finding k vertex-disjoint paths between specified start and end vertex pairs $(s_1, t_1), \dots, (s_k, t_k)$, without necessarily covering all vertices, has received considerable attention in both the induced and non-induced settings. In DAGs, this is polynomial-time solvable if k is fixed [22] (see also [23] for a linear-time algorithm when $k = 2$), but the problem is NP-complete on DAGs already when $k = 2$ if the paths are required to be induced [24]. The induced paths version is polynomial-time solvable on directed planar graphs [24] for fixed k , and when k is treated as a parameter, finding k edge-disjoint paths is $W[1]$ -hard [25], meaning that there is probably no algorithm with time complexity of the form $f(k) \cdot n^c$, for some function f and constant c . Also see [26, 27]

¹A network is tree-child if each non-leaf vertex has at least one child with indegree 1.

for other types of directed disjoint path problems and analogous results on undirected graphs.

We now give a summary of the contents of the rest of the paper. Section 2 introduces the preliminary notions on phylogenetic networks and related structures, while Section 3 formally introduces forest-based networks and their variants, along with their correspondence with path partitions. In Section 4, we show that it is NP-complete to partition a binary DAG into three induced paths, implying that the forest-based recognition problem is hard even on networks with three leaves. Section 5 focuses on tractable instances, where we show that the analogous problem is polynomial-time solvable on binary networks with two leaves, and on orchards. In Section 6, we introduce *unrooted* forest-based networks, and show that they are hard to recognize even on networks with four leaves. We conclude with a brief discussion and presenting some open problems.

2 Preliminaries

In this section, we present some terminology for graphs that we will use in this paper, most of which is standard in graph theory and phylogenetics (see e.g. [4, Chapter 10]). For a positive integer n , we use the notation $[n] = \{1, 2, \dots, n\}$. Let N be a directed acyclic graph (DAG). Denote its vertex-set by $V(N)$ and its arc-set by $A(N)$. If $(u, v) \in A(N)$ is an arc, then u is an *in-neighbor* of v and v an *out-neighbor* of u . The *indegree* and *outdegree* of a vertex are its number of in-neighbors and out-neighbors, respectively. We say that $v \in V(N)$ is a *root* of N if v has indegree 0, and a *leaf* of N if it has outdegree 0. Note that roots and leaves are sometimes called sources and sinks, respectively. We denote by $R(N)$ the set of roots of N and by $L(N)$ its set of leaves. A vertex of $V(N) - L(N)$ is called an *internal vertex*. If an internal vertex v has indegree at least 2, then v is called a *reticulation*, and otherwise v is a *tree-vertex*. A vertex of indegree 1 and outdegree 1 is called a *subdivision vertex*. A DAG is *semi-binary* if every root has outdegree 2, every internal vertex has total degree 2 or 3, and every leaf vertex has indegree 1 or 2; it is called *binary* if it is semi-binary and contains no subdivision vertex (that is every internal vertex has total degree 3).

Suppose that N is a DAG. Although this is standard notation, due to its importance we note that a *directed path* in N is a sequence of distinct vertices v_1, v_2, \dots, v_k , $k \geq 1$, in $V(N)$ such that $(v_i, v_{i+1}) \in A(N)$ for all $i \in [k - 1]$. If $(v_i, v_j) \notin A$ for any $j > i + 1$ also holds, then the sequence forms an *induced path*. Note that abusing notation we shall sometimes also consider such a path or induced path as just being its set of vertices $P = \{v_1, \dots, v_k\}$, from which the ordering of the sequence can be inferred. For $B \subseteq V(N)$, we write $N[B]$ for the directed subgraph of N induced by B . We say that N is *connected* if the underlying undirected graph of N is connected (that is, there is an undirected path that connects any pair of its vertices), and a connected component of N is the subgraph of N induced by the vertices of a connected component of its underlying undirected graph. A *tree* is a connected DAG with a single root and no reticulation vertex. A *forest* is a DAG in which every connected component is a tree.

A *path partition* of N is a collection \mathcal{P} of vertex-disjoint directed paths in N whose union is $V(N)$ (using our notation, each element of \mathcal{P} is a set of vertices); it is called

an *induced path partition* if every path in the partition is an induced directed path in N . We may write PP for path partition and IPP for induced path partition. A (induced) path partition is called a *leaf (induced) path partition* if every path in the partition ends in a leaf of N . Note that since the paths partition N , it follows that in a leaf PP or a leaf IPP, each leaf of N must be the end of some path. Observing that no two leaves are in the same path, a leaf PP or leaf IPP, if it exists, partitions N into the smallest possible number of paths. Also note that, as stated in the introduction, path partitions in graphs that contain a specified subset of vertices have been studied in the literature; see e.g. [9, Section 3.2].

We say that a DAG N with at least two vertices is a *network* if: N is connected; every root has outdegree at least 2; every leaf has indegree 1; every reticulation has outdegree 1; and N has no subdivision vertex. If $|V(N)| = 1$, then N is a network and $R(N) = L(N)$. If a N is a tree, then N is a *phylogenetic tree*, and if it is a forest it is a *phylogenetic forest*. In addition if N has a single root it is called a *phylogenetic network*².

3 Forest-based DAGs

In this section, we consider forest-based networks and some of their properties. We call a DAG $N = (V, A)$ *weakly forest-based* if there exists $A' \subseteq A$ such that $F' = (V, A')$ is a forest with leaf set $L(N)$. If in addition every arc in $A - A'$ has its two endpoints in different trees of F' (i.e. F' is an induced forest in N), then we call N *forest-based*. If N is (weakly) forest-based relative to some spanning forest F , we call F a *subdivision forest (of N)*. These definitions generalise the definition of a forest-based network presented in [8].

Forest-based networks were first introduced in [8] as a generalization of so-called *overlaid species forests* [28], and can be used to analyze an evolutionary process called *introgression* (see more about this evolutionary process in [2]). Note that as mentioned in the introduction forest-based phylogenetic networks are closely related to tree-based phylogenetic networks. In particular, a binary phylogenetic network N is *tree-based* if it contains a rooted spanning tree with leaf set $L(N)$ or, equivalently, it admits a leaf path partition [7, Theorem 2.1]. Thus, tree-based binary phylogenetic networks are weakly forest-based.

The following key result extends the above stated relationships to DAGs. Its proof is almost identical to [8, Theorem 1], but we include it for completeness.

Theorem 1. *Suppose that N is a DAG. Then*

- (i) *N is weakly forest-based if and only if N contains a leaf path partition.*
- (ii) *N is forest-based if and only if N contains a leaf induced path partition.*

Proof. We prove the result for forest-based DAGs; the proof is the similar for weakly forest-based DAGs.

Suppose that N admits a leaf induced path partition, then it is clearly forest-based (with subdivision forest a collection of induced directed paths).

²In phylogenetics, it is common to call N a phylogenetic network *on* X , where $X = L(N)$. But since the labels of the leaves is not important in our arguments, we shall not follow this convention in this paper.

Conversely, suppose that $N = (V, A)$ is forest-based, with subdivision forest F' . If every connected component in F' is a directed path, then the converse holds as these paths must be induced and must each end at a leaf. So, suppose this is not the case, and that there exists a connected component T' in F' that is not a path. Then, as T' is a tree, there must be a vertex v with outdegree at least 2 such that no ancestor of v in T' has outdegree greater than 1. By removing all but one of the arcs from T' with tail v , we obtain a new subdivision forest of N , which has more components than F' . Repeating this process if necessary, we eventually end up with a subdivision forest of N that consists of a collection of induced directed paths. So N admits a leaf induced path partition. \square

Using the link with path partitions given in Theorem 1, we shall show in the next section that it is NP-complete to decide whether a DAG N is forest-based, even if N is a binary, weakly forest-based network with three leaves. In contrast, again using this link, we shall now explain why it is possible to decide whether a DAG N is weakly forest-based in polynomial time in $|V(N)|$. This is essentially proven in [7] for the special case that N is a binary phylogenetic network, but we present the main ideas in the proof for DAGs for the reader's convenience.

For a DAG $N = (V, A)$, let $d(N)$ be the smallest number of vertex-disjoint paths that partition the vertex set of N . This number is closely related to the size of a maximum matching in the following undirected bipartite graph $G(N)$ associated to N . The vertex bipartition of $G(N)$ is $\{V_1, V_2\}$, where V_1 and V_2 are copies of V , and the edge set of $G(N)$ consists of those $\{u, v\}$ with $u \in V_1$ and $v \in V_2$ such that there is an arc (u, v) in A . The proof of the following result is more-or-less identical to that of [7, Lemma 4.1]³, and so we shall not repeat it here. Note that it can also be shown using [29, Problem 26-2], which yields essentially the same proof. The main idea is that the matched vertices of V_1 can have their partner vertex from V_2 as their successor in a path, whereas the unmatched vertices consist of the ends of the paths.

Theorem 2. *Let N be a DAG. Then $d(N)$ is equal to the number of unmatched vertices in V_1 relative to a maximum matching of $G(N)$.*

The following corollary is the DAG-analogue of [7, Corollary 4.2]; the proof is essentially the same but we repeat it for the reader's convenience.

Corollary 1. *Let N be a DAG. Then N is weakly forest-based if and only if $G(N)$ has a matching of size $|V(N)| - |L(N)|$. In particular, we can decide if N is weakly forest-based in $O(|V|^{5/2})$ time.*

Proof. The elements of $L(N)$ in V_1 can clearly never be matched, and so $G(N)$ has a matching of size $|V(N)| - |L(N)|$ if and only if $G(N)$ has a *maximum* matching of this size. Now, by Theorem 2, the latter holds if and only if $d(N) = |L(N)|$. But this is the case if and only if N is weakly forest-based. The last statement follows since a matching in a bipartite graph with n vertices and m edges can be found in $(m + n)\sqrt{n}$

³In the statement of that lemma take \mathcal{N} to be a DAG N with leaf-set $X = L(N)$, $p(N) = d(N) - |X|$, and $u(\mathcal{G}_{\mathcal{N}})$ to be the number of unmatched vertices in V_1 relative to a maximum-sized matching of $G(N)$.

time [30], and $G(N)$ has $2|V(N)|$ vertices and $O(|V(N)|^2)$ edges since $G(N)$ has the same number of edges as N . \square

4 Hardness results

In the main result in this section, we shall show that it is NP-complete to decide whether a binary network N with three roots and three leaves is forest-based. We achieve this using the characterization from Theorem 1. That is, we show that deciding whether N admits a leaf IPP is NP-complete. Note that since N has three leaves, this is equivalent to asking whether a given DAG can be partitioned into three induced paths. Recall that the hardness results from [24] imply that it is NP-complete to find three vertex-disjoint induced paths with specified ends $(s_1, t_1), (s_2, t_2), (s_3, t_3)$. Although these ends could be specified as the three roots and three leaves, we note that this problem does not reduce immediately to ours, because the latter has not been shown NP-complete on binary networks, and because we require our paths to cover every vertex.

The reduction that we shall use for the main result is from MONOTONE NAE-3-SAT [13]. In this problem, the input is a set of Boolean clauses, each containing exactly three positive literals (thus, no negation). The goal is to find an assignment of the variables so that, for each clause, the variables of the clause are not all assigned true, and not all assigned false either.

Theorem 3. *It is NP-complete to decide whether a connected binary DAG with three roots and three leaves can be partitioned into three induced paths.*

Moreover, unless the ETH fails, under the same constraints the problem cannot be solved in time $2^{o(n+m)}n^c$, where n, m are the number of vertices and arcs, respectively, and c is any constant.

Proof. The problem is in NP since it is easy to verify that a given partition of the vertices of a DAG forms three induced paths.

For NP-hardness, consider an instance ϕ of the MONOTONE NAE-3-SAT problem, where ϕ has variables x_1, \dots, x_n and clauses C_1, \dots, C_m , each with three positive literals. We generate a connected binary DAG N with three roots and three leaves as follows. The main idea is that, in a desired leaf IPP consisting of three induced paths P_1, P_2, P_3 , the first two paths P_1 and P_2 will first go through a set of vertices that represent a choice of values for the variables. The vertices in P_1 will represent the variables assigned true, and the vertices in P_2 those assigned false. A sequence of variable gadgets is introduced to enforce this. After this, we introduce a gadget for each clause $C_j = (x_a \vee x_b \vee x_c)$ such that each of the three induced paths must go through a distinct vertex corresponding to x_a, x_b, x_c . The paths P_1, P_2 will be able to “pass through” this gadget only if each of P_1 and P_2 has not encountered one of the x_a, x_b, x_c vertices in the previous step (the third path P_3 is only there to cover the remaining vertex of the clause gadget).

For a variable x_i , $i \in [n]$, let $l(i)$ denote the number of clauses that contain x_i . To ease notation below, we write $l := l(i)$, with the understanding that l depends on the

variable x_i under consideration. Let j_1, \dots, j_l be the set of indices of the clauses that contain x_i , that is, $C_{j_1}, C_{j_2}, \dots, C_{j_l}$ is the set of clauses that contain x_i . Create a gadget X_i that contains two induced directed paths X_i^1, X_i^2 (see Figure 1). The directed path X_i^1 consists of $l + 2$ vertices $a_i \rightarrow a'_i \rightarrow x_i(j_1) \rightarrow x_i(j_2) \rightarrow \dots \rightarrow x_i(j_l)$. The directed path X_i^2 consists of two vertices $b_i \rightarrow b'_i$. Then we add the arcs $(a_i, b'_i), (b_i, a'_i)$, which will allow switching paths. In addition, we connect the X_i gadgets as follows (see Figure 2). For each $i \in [n - 1]$, add the arc $(x_i(j_l), a_{i+1})$ and (b'_i, b_{i+1}) .

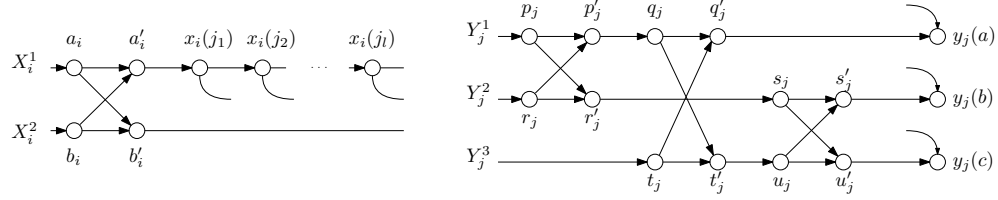


Fig. 1 Left: one of the X_i gadgets. Here, $i > 1$ is assumed (if $i = 1$, a_1 and b_1 are roots). Each vertex $x_i(j)$ has an out-neighbor $y_j(i)$ that is not shown. Right: one of the Y_j gadgets for a clause $C_j = (x_a \vee x_b \vee x_c)$. The in-neighbors of $y_j(a), y_j(b), y_j(c)$ which are not shown are, respectively, $x_a(j), x_b(j), x_c(j)$. Note that the first vertex t_1 of Y_1^3 has no in-neighbor.

Next, for each clause $C_j = (x_a \vee x_b \vee x_c)$, add a gadget Y_j that consists of three induced directed paths Y_j^1, Y_j^2, Y_j^3 as in Figure 1. Roughly speaking, first there is a $Y_j^1 - Y_j^2$ path switcher, followed by a $Y_j^1 - Y_j^3$ path switcher, and then a $Y_j^2 - Y_j^3$ path switcher. The paths respectively end at vertices $y_j(a), y_j(b), y_j(c)$ with, respectively, additional in-neighbors $x_a(j), x_b(j), x_c(j)$. The switchers allow the permutation of the desired induced paths that enter the gadget in every possible way. In more detail, the Y_j gadget has the directed path Y_j^1 with vertices $p_j - p'_j - q_j - q'_j - y_j(a)$, the directed path Y_j^2 with vertices $r_j - r'_j - s_j - s'_j - y_j(b)$, and the directed path Y_j^3 with vertices $t_j - t'_j - u_j - u'_j - y_j(c)$. We add the arcs $(p_j, r'_j), (r_j, p'_j), (q_j, t'_j), (t_j, q'_j)$, and $(s_j, u'_j), (u_j, s'_j)$.

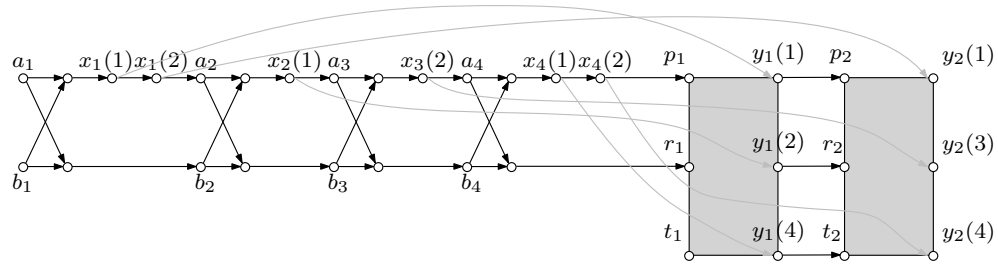


Fig. 2 A detailed example over variables x_1, x_2, x_3, x_4 and clauses $C_1 = (x_1 \vee x_2 \vee x_4), C_2 = (x_1 \vee x_3 \vee x_4)$. For clarity, only the vertices entering and exiting the Y_j gadgets are shown. As an example, notice that the vertex $x_3(2)$ exists because x_3 is present in C_2 , which implies the presence of the arc $(x_3(2), y_2(3))$.

To connect the C_j gadgets, for each $j \in [m-1]$, add an arc from the last vertex of Y_j^i to the first vertex of Y_{j+1}^i , for $i \in \{1, 2, 3\}$. Then add an arc from the last vertex of X_n^i to the first vertex of Y_1^i , for $i \in \{1, 2\}$. The first vertex t_1 of Y_1^3 has no in-neighbor and is therefore a root. Finally, noting that the vertices $x_a(j), x_b(j), x_c(j)$ exist, we also add the arcs $(x_a(j), y_j(a)), (x_b(j), y_j(b)), (x_c(j), y_j(c))$ (see Figure 2).

This completes the construction of N . One can check that the network is binary. We show that ϕ admits a not-all-equal assignment if and only if N admits a leaf IPP.

(\Rightarrow) Suppose that ϕ admits a not-all-equal assignment A , where we denote $A(x_i) \in \{T, F\}$ for the value of x_i assigned by A . The three induced paths of N are constructed algorithmically. The first phase corresponds to an assignment and puts the vertices of the X_i gadgets, plus p_1, r_1 , into the induced paths P_1, P_2 (and t_1 in P_3). In a second phase, we extend those paths to include the vertices of the Y_j gadgets.

In the first phase, we begin by initiating the construction of path P_1 , which starts at a_1 . An illustration is provided in Figure 3. The path is built iteratively for $i = 1, \dots, n$ in this order, with the invariant that before applying the i -th step, P_1 contains exactly one of a_i or b_i (which is true for $i = 1$). So, for $i \in [n-1]$, assume that P_1 currently ends at a_i or b_i . If $A(x_i) = T$, P_1 goes to a'_i , then through the vertices $x_i(j_1) - \dots - x_i(j_l)$, and then to a_{i+1} (where here, $l = l(i)$). If $i = n$, P_1 is extended in the same manner except that we go to p_1 , the first vertex of Y_1^1 , as shown in Figure 3. If $A(x_i) = F$, then P_1 goes to b'_i and then to b_{i+1} (or, if $i = n$, to r_1 , the first vertex of Y_1^2).

Note that at this stage, P_1 is an induced path, since the only vertices of the X_i gadgets with two in-neighbors are the a'_i, b'_i vertices, and we cannot include both of their in-neighbors in the same path. *Also note for later reference that for any vertex of the form $x_i(j)$, P_1 contains $x_i(j)$ if and only if $A(x_i) = T$.*

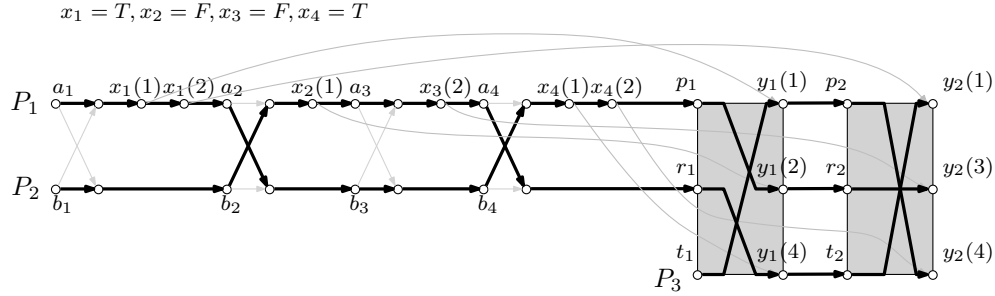


Fig. 3 An induced path partition that corresponds to assigning x_1, x_4 to true and x_2, x_3 to false. Notice that, for example, P_1 goes through $y_1(2)$ and $y_2(3)$ because it avoided going through $x_2(1)$ and $x_3(2)$.

Next, we let P_2 consist of all the vertices of the X_i gadgets, for $i \in [n]$, that are not in P_1 , plus $\{p_1, r_1\} - P_1$. In other words, to construct P_2 follow the same procedure as P_1 , but start at b_1 and apply the opposite of the assignment A . At this stage, P_2 is also induced by the same arguments. *Moreover, P_2 contains $x_i(j)$ if and only if $A(x_i) = F$.*

Finally, let P_3 consist of the vertex t_1 , the first vertex of Y_1^3 (which is a root). This completes the first phase.

In the second phase, we next extend, in an iterative manner, the induced paths constructed so far by adding the vertices of the Y_j gadgets. For $j = 1, \dots, m$ in this order, assume that we have reached a point where the last vertices of P_1, P_2 , and P_3 are p_j, r_j , and t_j (without assuming which vertex currently ends which path). Note that this is true for $j = 1$ when we start this phase. Let $C_j = (x_a \vee x_b \vee x_c)$. Since A is a not-all-equal assignment, one of the variables is false, say x_d where $d \in \{a, b, c\}$, and one of the variables is true, say x_e where $e \in \{a, b, c\}$ and $e \neq d$.

We now extend P_1, P_2, P_3 so that they cover all the vertices of the Y_j gadget, and so that P_1 ends at $y_j(d)$ and P_2 ends at $y_j(e)$ (and P_3 ends at the remaining y_j vertex). This is always possible since the three path switchers in the gadget Y_j can be used to extend and redirect the paths P_1 and P_2 to the desired exit vertex (see Figure 4). For example, if P_2, P_1, P_3 enter at p_j, r_j, t_j , respectively, and we want to extend and redirect them to $y_j(b), y_j(c), y_j(a)$, respectively, then we would use the $123 \rightarrow 231$ permutation (see the caption of the figure).

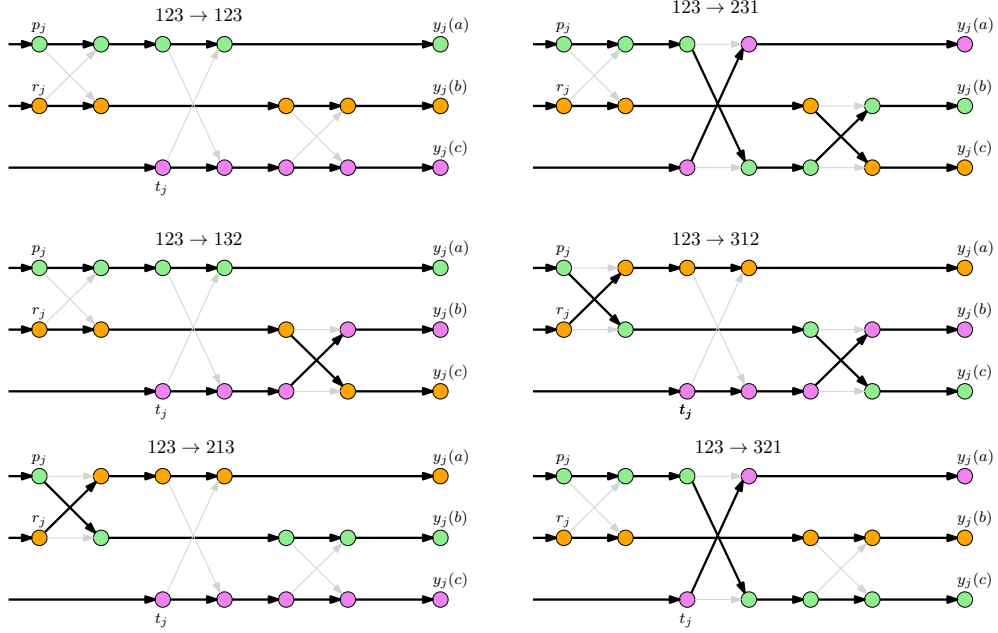


Fig. 4 An illustration of how P_1, P_2, P_3 can be constructed to make them reach any set of desired ends of the Y_j gadget. Vertices of the same color are in the same path, and the arcs in bold show the arcs of the three paths. The numbers 1, 2, 3 refer to the index of the entering path from top to bottom. The permutation $123 \rightarrow ijk$ means that the first, second, and third paths exit as the i -th, j -th, and k -th paths, respectively.

Now, consider the vertices with two in-neighbors that are added to the paths at this stage. These include the $p'_j, q'_j, r'_j, s'_j, t'_j, u'_j$ vertices, which in all six cases of Figure 4 have exactly one in-neighbor in the path that contains them (one way to verify this is to check that those vertices always have exactly one in-neighbor of the same color). Thus these vertices cannot create non-induced paths.

The other vertices with two in-neighbors are $y_j(a), y_j(b), y_j(c)$. Since P_3 does not contain any $x_i(j)$ vertex, it remains induced. As for P_1 , because x_d is chosen as a false variable, P_1 does not contain $x_d(j)$. Therefore, adding $y_j(d)$ to P_1 safely preserves the induced property. For P_2 , because x_e is assigned true, P_2 does not contain $x_e(j)$ and $y_j(e)$ can be added to P_2 . It follows that extending the paths to cover the Y_j vertices preserve the induced property of each path.

Now, if $j < n$, we then add to each path the single out-neighbor of their respective $y_j(a), y_j(b), y_j(c)$ vertices (which are $p_{j+1}, r_{j+1}, t_{j+1}$, vertices of in-degree 1 that cannot create non-induced paths by appending them), which ensures that the extension can be applied to the next gadget. When we reach $j = m$, the paths end at the leaves of the C_m gadget, which concludes the proof that the three induced paths can be constructed as desired.

(\Leftarrow) Suppose that N can be partitioned into three induced paths P_1, P_2, P_3 , where P_1 starts at a_1 , P_2 starts at b_1 , and P_3 starts at t_1 in the Y_1 gadget. Let $i \in [n]$, with $l := l(i)$. Observe that in the X_i gadget, each $x_i(j)$ vertex has a single incoming arc. Because each vertex aside from the roots must have an in-neighbor in its path, each of these arcs must be in the same induced path. Moreover, the root of P_3 cannot reach these vertices, and therefore $x_i(j_1), \dots, x_i(j_l)$ are either all in P_1 , or all in P_2 . Also note that by this argument, none of the arcs $(x_i(j), y_j(i))$ can be contained in P_1 or P_2 , because the out-neighbor of each $x_i(j)$ in its path must be the vertex other than $y_j(i)$ (one can check that this is also true for the $x_i(j_l)$ vertex, the last vertex of X_i^1). In other words, $x_i(j)$ and $y_j(i)$ cannot be in the same path.

Now, consider the assignment A that, for each $i \in [n]$, puts $A(x_i) = T$ if and only if $x_i(j_1), \dots, x_i(j_l) \in P_1$, where again for each x_i , $l = l(i)$ is the number of clauses containing x_i . As argued above, all the $x_i(j)$'s are in the same path, so $A(x_i)$ is a well-defined assignment. We argue that A is a not-all-equal assignment of ϕ . Let $C_j = (x_a \vee x_b \vee x_c)$ be a clause. Observe that in N , none of the vertices in $y_j(a), y_j(b), y_j(c)$ reach each other. Therefore, they must all be in distinct induced paths. In particular, P_1 must go through one of those, say $y_j(d)$, where $d \in \{a, b, c\}$. This means that P_1 cannot contain $x_d(j)$, as otherwise P_1 would not be induced (since $(x_d(j), y_j(d))$ exists but it is not used by P_1). This means that we assign $A(x_d) = F$, and thus at least one variable of C_j is false. Also, P_2 must go through one of the three vertices as well, say $y_j(e)$ where $e \in \{a, b, c\}$ and $e \neq d$. As before, this means that P_2 does not contain $x_e(j)$, and thus P_1 must contain $x_e(j)$. We assign $A(x_e) = T$, and thus at least one variable of C_j is true. Since this holds for every C_j , A is a not-all-equal assignment of ϕ .

We have thus shown NP-completeness. As for the ETH lower bound, it was shown in [15, Proposition 5.1] that, unless the ETH fails, MONOTONE NAE-3-SAT cannot be solved in time $2^{o(n+m)}n^c$, where n is the number of variables and m the number of clauses. Consider the number of vertices and arcs of a constructed instance N .

The number of vertices of each X_i gadget is $4 + l(i)$ and, since each clause has three variables, the total number of vertices in the X_i gadgets is $4n + \sum_{i=1}^n l(i) = 4n + 3m$. Each Y_i gadget has 15 vertices and the total number of vertices in the Y_i gadgets is $15m$. Therefore, $V(N) \in O(n + m)$ and, since N is binary, $A(N) \in O(n + m)$. It follows that a $2^{o(|V(N)| + |A(N)|)} n^c$ time algorithm for the forest-based recognition problem could be used to solve MONOTONE NAE 3-SAT in time $2^{o(n+m)} n^c$, which cannot occur if the ETH is true. \square

It may be interesting to note that in the reduction of Theorem 3, only two paths are “useful”, in the sense that they respectively correspond to the variables assigned positively and negatively. The third path is more of a “dummy” path solely used to cover unused vertices. This may lead to the intuition that the problem is NP-complete on two paths, but our positive result in the next section shows that the dummy path is necessary to make the problem hard, at least in the binary case.

The last theorem answers a question in Fernau et al. [10, Section 9], in which it was asked whether partitioning a DAG into at most k induced paths is in XP, i.e., whether it can be done in polynomial time if k is fixed. Recall that a problem is para-NP-hard with respect to a parameter k if the problem is NP-hard even when k is a fixed constant, making it unlikely to belong to the XP complexity class.

Corollary 2. *The problem of partitioning a connected binary DAG into at most k induced paths is NP-complete for every fixed $k \geq 3$. The problem is therefore para-NP-hard with respect to parameter k .*

Proof. Theorem 3 shows that the problem is NP-complete for $k = 3$. For $k > 3$, we can easily reduce from the case of partitioning a connected binary DAG into three induced paths as follows. Given an instance N of the latter, obtain N' by adding to N a connected component consisting of any binary tree T with $k - 3$ leaves (with arcs directed away from the root). Then take any root r of N , add a new vertex v , and give to v as out-neighbors r and the root of T . This resulting N' is a connected binary DAG. If N can be partitioned into three induced paths, we take that partition and add any induced path partition of T into $k - 3$ induced paths (which is easily seen to exist, since trees are forest-based), and add v to the path that contains the root of T . Conversely, if N' can be partitioned into k induced paths, then $k - 3$ of these paths must partition T , because leaves are in distinct paths and the vertices of T only reach those leaves. This means that the vertices of N must be partitioned into the remaining three paths (possibly with v , which we may delete from its path). \square

With a slight adaptation of the above, we can also show that even tree-based, binary phylogenetic networks are no easier to deal with than binary DAGs with three roots.

Corollary 3. *It is NP-complete to decide whether a tree-based, binary phylogenetic network with three leaves is forest-based.*

Proof. The NP membership is as in Theorem 3. Let us argue that NP-hardness still holds even if we require N to satisfy all the requirements of a tree-based, binary phylogenetic network.

Let N be an instance of the forest-based recognition problem produced by the reduction of Theorem 3, where N is binary and has three roots r_1, r_2, r_3 and three leaves ℓ_1, ℓ_2, ℓ_3 . It can be seen from Figure 2 that N is weakly forest-based. Indeed, $V(N)$ can be partitioned into three (non-induced) paths as follows: one path concatenates all the top paths of the X_i gadgets, followed by all the top paths of the Y_j gadgets; one path concatenates all the bottom paths of the X_i gadgets, followed by all the middle paths of the Y_j gadgets; one path concatenates all the bottom paths of the Y_j gadgets. Also notice that N is connected, all roots have outdegree 2, all reticulations have outdegree 1, and N has no subdivision vertex. Thus only the requirement on leaves having indegree 1 is missing to argue that N is a network. This can easily be dealt with by creating a new network N' , obtained taking the leaves of N and, for each leaf v of indegree 2, adding a new leaf v' whose single in-neighbor is v . Then, N can be split into three induced paths if and only if N' can, since paths of N that end at a leaf v can be extended with the new leaf v' , and conversely for paths of N' that end at such a leaf v' , it suffices to remove it. Also note that the aforementioned path partition of N can easily be extended to incorporate v' in the same manner. It follows that the problem is hard on binary, weakly forest-based *networks* with three roots and three leaves.

To argue that the problem is also hard on binary phylogenetic networks, that is, binary networks with a single root, take N' and obtain N'' by adding two vertices r, r' , where r has out-neighbors r', r_3 and r' has out-neighbors r_1, r_2 . Note that N'' is still a binary network and is single-rooted. Moreover, N' can be split into three induced paths if and only if N'' can be as well. Indeed, if $\{P_1, P_2, P_3\}$ is such a partition for N' , where P_1 starts at r_1 , then we can add the sub-path $r \rightarrow r' \rightarrow r_1$ at the start of P_1 , which results in a leaf IPP for N'' . Conversely, if $\{P'_1, P'_2, P'_3\}$ partitions N'' into induced paths, the r_i vertices must be in distinct paths and can only be preceded by r or r' . Therefore, by removing r and r' from these paths, we obtain a leaf IPP for N' . One can also see that N'' is tree-based as follows: take the subgraph of N' consisting of the three paths from the above path partition, each starting at a distinct root, then add r, r' , and their incident arcs to this subgraph. This results in a spanning tree of N'' whose leaves are $L(N'')$, which shows that N'' is tree-based. Therefore, the problem is also hard on tree-based, binary phylogenetic networks with three leaves. \square

5 Two tractable cases

In this section, we first show that the leaf IPP problem is polynomial-time solvable on semi-binary DAGs with two leaves, showing that the hardness result from the previous is, in some sense, tight. Note that the positive result also holds on binary networks, in particular.

We then show that the class of networks known as *orchards* are all forest-based, as they always admit a leaf IPP. This generalizes [8, Theorem 2], in which it is shown that binary *tree-child* networks are forest-based, where a network is tree-child if all of its internal vertices have a child that is a tree-vertex.

5.1 Partitioning semi-binary DAGs into two induced paths

In the following, we shall assume that N is a semi-binary DAG that we want to partition into two induced paths. Unlike in the previous section, we do not assume that the roots and leaves of the desired paths are specified, and so we first study a slightly different variant of the problem.

Given a semi-binary DAG N and four distinct vertices s_1, s_2, t_1, t_2 of N , we ask: can the vertices of N be partitioned into two induced paths P_1, P_2 , such that the paths start at s_1 and s_2 , and end at t_1 and t_2 ? Note that the given vertices are not required to be roots or leaves, and that the path that starts with s_1 could end at either t_1 or t_2 . We call this the RESTRICTED 2-IPP problem. We then discuss how this can be used to solve the general problem. Again, note that finding two disjoint induced paths between specified pairs $(s_1, t_1), (s_2, t_2)$ is NP-complete on DAGs [24], but that the problem differs from ours since we must cover every vertex and restrict the problem to binary networks. In fact, the latter two requirements are needed for our algorithm to be correct.

We reduce the RESTRICTED 2-IPP problem to 2-SAT, which given a set of Boolean clauses with two literals each, asks whether there is an assignment that satisfies all clauses. For our purposes, it is sufficient to express our 2-SAT instances as constraints of the form $(x = y)$ or $(x \neq y)$, where x and y are literals (i.e., x, y are variables or their negation), and where these constraints require the literals to be either equal or distinct, respectively. In 2-SAT, $(x = y)$ is equivalent to having the clauses $(\neg x \vee y)$ and $(x \vee \neg y)$, and $(x \neq y)$ is equivalent to having the two clauses $(x \vee y)$ and $(\neg x \vee \neg y)$.

Given a semi-binary DAG N and four vertices s_1, s_2, t_1, t_2 , we create a Boolean variable x_v for each $v \in V(N)$. The variable x_v is interpreted to be *true* when v belongs to P_1 , and *false* when v belongs to P_2 . Using this variable representation, the goal is to assign each vertex to a path while satisfying all requirements of leaf IPPs. Our 2-SAT instance is then obtained by adding the following set of constraints:

1. *leaves and roots are in distinct paths*: add the constraints $(x_{s_1} \neq x_{s_2})$ and $(x_{t_1} \neq x_{t_2})$.
2. *roots are roots, leaves are leaves*: for $i \in \{1, 2\}$, and for each in-neighbor w of s_i , add the constraint $(x_w \neq x_{s_i})$. Then for each out-neighbor w of t_i , add the constraint $(x_w \neq x_{t_i})$.
3. *forced successors*: let $v \neq t_1, t_2$ be a vertex of N with a single out-neighbor w . Add the constraint $(x_v = x_w)$.
4. *exactly one successor*: let $v \neq t_1, t_2$ be a vertex with two out-neighbors u, w . Add the constraint $(x_u \neq x_w)$.
5. *exactly one predecessor*: let $v \neq s_1, s_2$ be a vertex with two in-neighbors u, w . Add the constraint $(x_u \neq x_w)$.

Note that we have not modeled the constraint that vertices with a single parent should be forced to be equal, since this is implied by the other constraints. We show that this reduction is correct and leads to a polynomial time algorithm.

Theorem 4. *The RESTRICTED 2-IPP problem can be solved in time $O(|V(N)|)$ on a semi-binary DAG N .*

Proof. Let N be a semi-binary DAG and s_1, s_2, t_1, t_2 be the four given vertices. Note that if some vertex $v \neq s_1, s_2$ is a root of N , then no IPP with two paths can start with s_1, s_2 . Likewise, if $v \neq t_1, t_2$ is a leaf of N , no solution is possible. If one such case arises, we reject the instance, so from now on we assume that N has no roots or leaves other than s_1, s_2 or t_1, t_2 , respectively. We next show that our reduction to 2-SAT is correct.

Suppose that N can be partitioned into two induced paths P_1, P_2 whose roots are s_1, s_2 and whose leaves are t_1, t_2 . For each $v \in N(V)$, assign $x_v = \text{true}$ if $v \in P_1$, and $x_v = \text{false}$ if $v \in P_2$. We argue that each constraint is satisfied.

Because s_1, s_2 are in different paths, $x_{s_1} \neq x_{s_2}$ holds. For similar reasons, $x_{t_1} \neq x_{t_2}$ also holds. Moreover, for $i \in \{1, 2\}$, as s_i is the start of one of the induced paths, no in-neighbor w of s_i is in the same path as s_i . Therefore, $x_w \neq x_{s_i}$. Similarly, since t_i has no out-neighbor w in its path, $x_w \neq x_{t_i}$.

Let v be a vertex other than t_1, t_2 with a single out-neighbor w . Since v must have a successor in its path, v and w must be in the same path and thus $x_v = x_w$, thereby satisfying the forced successor constraint. Suppose that v has two out-neighbors u, w . Since $v \neq t_1, t_2$, it has some out-neighbor in its path, and in fact exactly one out-neighbor since the paths are induced. It follows that u and w are in distinct paths and $x_u \neq x_w$. Finally, suppose that $v \neq s_1, s_2$ has two in-neighbors u, w . Exactly one of them must be in the same path as v (not both, because of the induced property), and so again $x_u \neq x_w$. We deduce that our assignment satisfies our 2-SAT instance.

Conversely, suppose that some assignment of the x_v variables satisfies the 2-SAT instance. We claim that $P_1 = \{v : x_v = \text{true}\}$ and $P_2 = \{v : x_v = \text{false}\}$ form an induced path partition of N . These sets clearly partition $V(N)$. Note that $x_{s_1} \neq x_{s_2}$ implies that s_1 is in one path and s_2 in the other. Without loss of generality, we assume that $s_1 \in P_1, s_2 \in P_2$. Also note that $x_{t_1} \neq x_{t_2}$ implies that t_1, t_2 are in different paths, although we do not assume which is in which. Let t_i be the vertex in P_1 . We argue that P_1 is an induced path that starts at s_1 and ends at t_i (the proof for P_2 is identical).

First note that because $x_w \neq x_{s_1}$ for every in-neighbor w of s_1 , no such in-neighbor is in P_1 . Likewise, t_i has no out-neighbor in P_1 because of the constraints $x_w \neq x_{t_i}$. Let $v \in P_1 - \{t_i\}$. Note that because we initially checked that only t_1, t_2 could be leaves of N , v is not a leaf of N . If v has a single out-neighbor w in N , then $x_v = x_w$ and w is also in P_1 . If v has two out-neighbors u, w , because $x_u \neq x_w$, exactly one of x_u, x_w is true and is in P_1 . Thus, every vertex in $N[P_1]$ has a single out-neighbor, except t_i which has no out-neighbor.

Next let $v \in P_1 - \{s_1\}$. If v has two in-neighbors u, w in N , exactly one of them is in P_1 because of $x_u \neq x_w$. It follows that each vertex of P_1 has at most one in-neighbor in $N[P_1]$, except s_1 .

Because in $N[P_1]$, every vertex has in-degree and out-degree at most 1, and because N is acyclic, $N[P_1]$ is a collection of paths. There can only be one such path because, as we argued, every vertex except t_i has an out-neighbor in P_1 . Moreover, P_1 is induced because none of its vertices has two out-neighbors in P_1 .

By the same arguments, P_2 induces path, and therefore $\{P_1, P_2\}$ is a partition of N into two induced paths, such that P_1 starts at s_1 and ends at t_i , and P_2 starts at s_2 and ends at the other t_j vertex.

It only remains to justify the complexity. Our 2-SAT instance contains $O(|V(N)|)$ variables and clauses, since each vertex generates $O(1)$ clauses. Then, we can use a linear-time algorithm [31] to solve the 2-SAT instance. \square

If s_1, s_2, t_1, t_2 are not known in advance, we can simply guess them, which leads to the following.

Corollary 4. *Let N be a semi-binary DAG. Then we can decide whether N can be partitioned into two induced paths in time $O(|V(N)|^3)$.*

Moreover, if N has two leaves, we can decide whether N admits a leaf IPP in time $O(|V(N)|^2)$.

Proof. We may assume that N has at most two roots and at most two leaves, otherwise no IPP with two paths is possible. Since N is a DAG, it has at least one root s_1 and one leaf t_1 , which must start and end some path. If N has another root s_2 and another leaf t_2 , they must also start and end a path, and it suffices to run our algorithm for RESTRICTED 2-IPP on the four vertices.

If N does not have another root but has another leaf t_2 , we iterate over every vertex that we label as s_2 and, for each such vertex, we run our algorithm for RESTRICTED 2-IPP. If N can be partitioned into two induced paths, there exists a value of s_2 on which the algorithm returns a positive answer and we will find it. This solves the case where N has two leaves in time $O(|V(N)|^2)$.

The same complexity can be achieved if N has another root but no other leaf, by iterating over every possible t_2 . If N has only one root and one leaf, we iterate over all the $O(|V(N)|^2)$ combinations of s_2, t_2 and run our algorithm for RESTRICTED 2-IPP, for a total time of $O(|V(N)|^3)$. \square

5.2 Orchard networks

As mentioned in the introduction, tree-based phylogenetic networks were first introduced as phylogenetic networks that can be obtained from a rooted tree T by adding some arcs between some of the vertices of T [5] (in the terminology introduced above T is a subdivision-tree for N). As we have seen, it is NP-complete to decide if a binary, tree-based phylogenetic network is forest-based. The main difficulty in recognizing when a tree-based phylogenetic network is forest-based occurs when some of these extra arcs are between ancestors and descendants in the subdivision-tree. Indeed, if every extra arc is between incomparable vertices of the subdivision-tree, then it is easy to partition the subdivision-tree into induced paths while ignoring these extra arcs.

This suggests that tree-based phylogenetic networks with “time-consistent lateral arcs” should be forest-based. Interestingly, such phylogenetic networks are precisely defined in [17], where it is shown that they correspond to a special class of phylogenetic networks called *orchard networks* [16]. The authors in [17] also show that, by allowing non-binary orchard phylogenetic networks, one obtains a class of networks that is strictly broader than time-consistent tree-based networks. We now extend orchard networks even further to the DAG setting, and show that all such networks are forest-based.

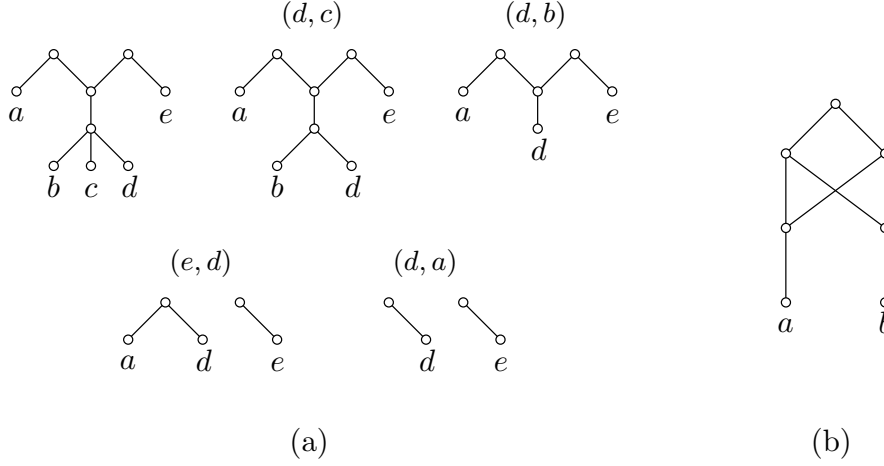


Fig. 5 (a) A network N reduced by a sequence of four cherry-picking operations. The pairs on top indicate the operations performed to obtain the network (all arcs point downwards). (b) A forest-based network that is not an orchard.

Let N be a DAG with no subdivision vertex in which all leaves have in-degree 1 (with N not necessarily binary, single-rooted, nor connected). A *cherry* of N is a pair of distinct leaves (x, y) such that, if x' and y' are the respective in-neighbors of x and y , either $x' = y'$, or y' is a reticulation and $(x', y') \in A(N)$. When $x' = y'$, (x, y) is called a *standard cherry*, and in the second case (x, y) is called a *reticulated cherry*. The *cherry-picking operation* on cherry (x, y) transforms N as follows: if (x, y) is a standard cherry, remove y and its incident arc, and suppress the possible resulting subdivision vertex; if (x, y) is a reticulated cherry, remove the arc (x', y') and suppress the possible resulting subdivision vertices. In case N is a binary phylogenetic network, this definition agrees with the operation proposed for the original orchard networks in [16, p.35].

A DAG is *reduced* if each of its connected components has only one arc, whose endpoints are a root and a leaf. A DAG N is *reducible* if there exists a sequence of cherry-picking operations that can be applied to N to transform it into a reduced DAG. We say that such a sequence *reduces* N . A network N is a *orchard* if there is a sequence of cherry-picking operations that reduces it. See Figure 5.a for an example with two roots. Also, note that not every forest-based network is orchard. The network in Figure 5.b is not an orchard network since it contains no cherry, but it clearly admits a leaf induced path partition.

Theorem 5. *All reducible DAGs admit a leaf induced path partition. Consequently, all orchards are forest-based.*

Proof. We use induction on the number of cherry-picking operations needed to reduce N . If N can be reduced with 0 operations, then every connected component is a path with two vertices and N trivially admits a leaf induced path partition. Assume that N requires at least one operation to be reduced and that the statement holds for DAGs that require less. Consider a minimum-length sequence of cherry-picking operations

that reduces N , and let (x, y) be the first cherry in this sequence. Let N' be the DAG obtained from N after picking (x, y) . Note that N' is reducible in one less operation than N . Therefore, the induction hypothesis can be applied to N' and we may thus assume that it admits a leaf induced path partition \mathcal{P}' . We modify \mathcal{P}' to obtain a leaf induced path partition \mathcal{P} of N .

Suppose that (x, y) is a standard cherry of N and let w be the common in-neighbor of x and y . If, after the removal of y , w is not a subdivision vertex, then N' has the same vertices as N , except y which was removed. In this case, we take \mathcal{P}' and add the path consisting of y by itself, which partitions N into induced paths as desired.

Otherwise, assume that w is removed from N' because it becomes a subdivision vertex. This happens only if w has x and y as out-neighbors, and only one in-neighbor z . In N' , z has become the in-neighbor of x . Let $P_z \in \mathcal{P}'$ be the path that contains z . We claim that we can assume that P_z also contains x . If P_z does not contain x , then $\{x\}$ by itself is a path of \mathcal{P}' since z is its sole in-neighbor. In this case, let P_1 be the subpath of P_z from its first vertex up until z , and let P_2 be the rest of the P_z path. In \mathcal{P}' , we can replace the two paths $P_z, \{x\}$ with $P_1 \cup \{x\}, P_2$, which are easily seen to be induced paths that cover the same vertices. So we assume that P_z uses the arc (z, x) .

Let us now revert the cherry-picking operation (x, y) to go from N' to N by first subdividing (z, x) , thereby reinserting w as a subdivision vertex. By replacing (z, x) in P_z by the subpath $z - w - x$, we obtain a perfect induced path partition of the resulting network (since any path other than P_z is unaffected by the subdivision, and because adding w to P_z preserves the induced property as w has a single in-neighbor). Then, reincorporate y and the arc (w, y) . Any path at this point is still induced, and it suffices to add $\{y\}$ by itself to obtain a leaf induced path partition of N .

Suppose that (x, y) is a reticulated cherry, with x', y' the respective parents of x, y and y' a reticulation with x' as an in-neighbor. Let p be the in-neighbor of x in N' and q the in-neighbor of y in N' . Note that p is either equal to x' , or p is the in-neighbor of x' in N , depending on whether x' was suppressed as a subdivision vertex or not. The same holds for q and y' . Let P and Q be the paths of \mathcal{P}' that contain p and q , respectively. As before, we claim that we may assume that x is in P and y in Q . Indeed, if x is not in P , then x is a path by itself in \mathcal{P}' . We can split P in two such that the first subpath ends at p , and add x as the out-neighbor of p just as in the previous case. After performing this replacement if needed, we assume that the arc (p, x) is used by some path, and we can use the same argument to split Q if needed and assume that y is in Q (noticing that applying this will not remove (p, x)). Thus, (p, x) is used by P and (q, y) is used by Q .

To obtain a leaf induced path partition \mathcal{P} of N , let us reverse the cherry-picking operation from N' to N one step at a time. If $p \neq x'$, first subdivide (p, x) to reincorporate x' , and in P replace the arc (p, x) with the subpath $p - x' - x$. As before, this yields a perfect induced path partition of the resulting network. If $p = x'$, then leave P intact. Likewise, if $q \neq y'$, subdivide (q, y) to reincorporate y' and in Q replace (q, y) with $q - y' - y$. If $q = y'$ leave Q intact. Let \mathcal{P} be the resulting leaf induced path partition. Finally, reinsert the arc (x', y') , which results in N (and leave \mathcal{P} unaltered). If \mathcal{P} now contains a non-induced path, it is because of the arc (x', y') , which is a problem only if x' and y' were in the same path. If this were the case, that path in

the previous network would reach x' first then go to y' or vice-versa, which we know does not occur because in their respective paths, the out-neighbor of x' is x and the out-neighbor of y' is y . It follows that \mathcal{P} is a leaf induced path partition of N . \square

Note that there are several other well-studied classes of phylogenetic networks (see e.g. [1]). In [8], the authors established most of the containment relationships of these classes with forest-based networks. However, the computational complexity of the forest-based recognition problem remains open for several of these classes. We have shown that the problem is hard on tree-based networks and easy for orchards, but we do not know whether the problem is NP-complete on other classes of interest. This includes for instance tree-sibling networks, in which every reticulation has a sibling that is a tree-vertex, where a sibling is a vertex with the same parent (such a sibling may help redirecting partially constructed paths that cannot use the reticulation). Other examples use the notion of *visible* vertices, where a vertex v is visible if there is a leaf such that v is on every path from the root to that leaf. In tree-child networks, every vertex is visible, and relaxing this condition yields classes on which finding leaf IPPs may be tractable. One such class consists of reticulation-visible networks, in which every reticulation is visible, and another consists of nearly stable networks, where for each vertex v , either v itself is visible, or its parents are visible. The complexity on these classes is open even for single-rooted binary networks.

6 Unrooted forest-based networks

In this section, we introduce an undirected analogue of forest-based networks and consider some of their properties as compared with their rooted counter-parts. Most of the terms that we use for undirected graphs are standard and similar to those used for directed graphs and so we shall not present definitions unless we think that clarification could be helpful.

A *leaf* in an undirected graph is a vertex with degree 1. An *unrooted phylogenetic network* is a (simple), connected, undirected graph $N = (V, E)$ with non-empty leaf-set $L(N)$, and that contains no vertices with degree two [32, 33]. The network N is *binary* if every vertex in V has degree 1 or 3, and it is *tree-based* if it contains a spanning tree with leaf set $L(N)$. Note that in contrast to the rooted case, it is NP-complete to decide if a binary unrooted phylogenetic network is tree-based [32, Theorem 2].

We now introduce the concept of forest-based unrooted networks. In analogy with the rooted case, we call an unrooted phylogenetic network $N = (V, E)$ *forest-based* if it contains a spanning forest F with leaf set $L(N)$, such that every edge in $E - F$ has its ends contained in different connected components of F , i.e., each tree of F is an induced subgraph of N . Note that, as in for directed networks, every forest-based unrooted phylogenetic network is tree-based, but that the converse may not hold. For example, we can take the network with vertex set $\{x, y, p, q, u, v\}$ and edge set $\{xp, pv, pu, uv, uq, vq, qy\}$, which has leaf set $\{x, y\}$ and has two possible spanning trees with leaf set $\{x, y\}$, namely the paths x, p, v, u, q, y and x, p, u, v, q, y , neither of which are induced paths.

Interestingly, if an unrooted phylogenetic network N is forest-based then, in contrast to directed phylogenetic networks, it does not necessarily follow that N contains

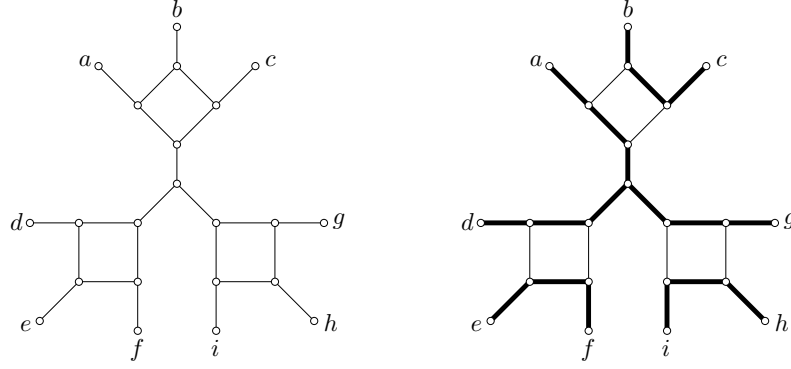


Fig. 6 An example of a forest-based network that does not admit a leaf IPP.

an induced spanning forest with leaf set $L(N)$ that is the union of induced paths. Notice that in an undirected induced path, the two endpoints of the path are its leaves, unlike the directed induced paths which only contain one leaf (the vertex of out-degree 0). The analogous notion of leaf IPP in undirected graphs therefore requires that each path has its *two* endpoints in $L(N)$ (unless the path consists of a single vertex). Consider for example the unrooted network shown in Figure 6 on the left. It contains an induced spanning forest, as shown on the right. However, it is not too difficult to verify that this network contains no leaf IPP. Indeed, if we assume that such a leaf IPP exists, the central vertex of this network is adjacent to two vertices. Thus, one of the neighboring subnetworks of that central vertex must itself admit a leaf IPP, which can be seen to be impossible.

It could be interesting to characterize forest-based unrooted phylogenetic networks that do have this property. Note that if N is tree-based, then it does have a path partition whose paths all end in $L(N)$, since we can clearly partition any subdivision tree into paths having this property.

Despite the above observation concerning unrooted forest-based networks, we can still use path partitions to show that it is NP-complete to decide whether or not an unrooted network is forest-based as follows. Suppose that $G = (V, E)$ is a connected, undirected graph. We say that G has an *induced path partition* if its vertex set can be partitioned into a collection of vertex-disjoint, induced paths in G . In addition, we say that an unrooted phylogenetic network N has a *leaf induced path partition* if it has an induced path partition such that every path of length zero in the partition is contained in $L(N)$, and every other path in the partition intersects $L(N)$ precisely in its two end vertices. Note that any phylogenetic tree has such a partition, and that path partitions arise in phylogenetic trees where they have applications to the so-called *phylogenetic targeting problem* [34].

Although unrooted forest-based networks do not necessarily correspond to those admitting a leaf IPP, we show that this holds when the network has four leaves.

Lemma 1. *Suppose that N is an unrooted phylogenetic network with four leaves that is not a tree. Then N is forest-based if and only if N has a leaf induced path partition containing two paths.*

Proof. If N has a leaf induced path partition containing two paths, then clearly N is forest-based.

Conversely, suppose that N is forest-based, and that F is an induced spanning forest in N with leaf set $L(N)$. Consider the number of connected components of F . We see that F cannot contain four connected components, since these could only be four paths of length 0, all being elements of $L(N)$ (and since unrooted networks are connected by definition, there must be at least one vertex other than the leaves).

So, suppose that F contains three connected components. Then two of these components must be paths of length 0 (i.e. elements in $L(N)$) and one of the components is an induced path P . Now, as N is not a tree it contains a cycle. But then every vertex in the cycle must be contained in the path P , as P contains all vertices except two leaves, which is impossible as it would contradict P being an induced path.

Now, suppose that F contains two connected components. If these two components are paths, then N has a perfect induced path partition containing two paths. Otherwise, one of the components is an element in $L(N)$. But then the other component in F must be a tree with three leaves, and it can be seen that this is not possible using a similar argument to the one used in the last paragraph (that is, all of the cycles in N must be in that tree, a contradiction).

Finally, again using a similar argument, it follows that since N is not a tree, F cannot contain one connected component. \square

In the following we will make use of the proof of the following result [35, Theorem 1] which we state using our terminology.

Theorem 6. *Suppose that G is an undirected graph. Then it is NP-complete to decide whether or not G has an induced path partition containing precisely two paths.*

More specifically, we will make use of the difficult instances defined in the proof of [35, Theorem 1] which, as can quickly be seen by inspecting the construction, consist of graphs with minimum degree at least 3. Although the difficult graphs from Theorem 6 do not have leaves, we can argue that if the forest-based recognition problem admitted a polynomial-time algorithm, we could call it multiple times to determine whether such a graph G could be split into two induced paths, by adding four extra leaves at every possible location. Recall that such a reduction, that requires multiple calls to a supposed polynomial time algorithm, is called a *Turing reduction*.

Theorem 7. *It is NP-complete (under Turing reductions) to decide whether or not an unrooted phylogenetic network is forest-based.*

Proof. First note that the problem is in NP, since a forest can serve as a certificate that can be verified in polynomial time. We next show that the problem is NP-complete under Turing reductions, via the problem of partitioning an undirected graph into two induced paths, which we call the 2-path partition problem for the duration of the proof. Recall that to achieve this, we assume access to a polynomial-time algorithm A that can recognize unrooted forest-based networks, and show that this can be used to solve the 2-path partition problem in polynomial time.

Let G be an instance of 2-path partition, where G is assumed to be of minimum degree at least 3. In particular, G has no leaves. We may assume that for every vertex $v \in V(G)$, the graph $G - v$ obtained by removing v is not an induced path, since such instances are easy to recognize in polynomial time. Therefore, if G can be partitioned into two induced paths, these paths have at least two vertices. Let $Q = \{w, x, y, z\}$ be a set of four distinct vertices of G . Define the graph $G(Q)$ as follows: for every $u \in Q$, create a new vertex u' , and add the edge $u'u$. In other words, attach new leaves adjacent to w', x', y', z' to w, x, y, z , respectively.

For each subset Q of four distinct vertices of G , execute A on input $G(Q)$. If there is at least one $G(Q)$ that is forest-based according to A , then we return that G can be partitioned into two induced paths. Otherwise we return that no such partition exists.

Clearly, this procedure runs in polynomial time if A does run in polynomial time. We argue that it decides the instance G correctly, by showing that G admits an induced 2-path partition if and only if at least one $G(Q)$ is forest-based. Suppose that G can be split into two induced paths P_1, P_2 . By our previous remark, P_1 and P_2 have at least two vertices each. Let w, x (resp. y, z) be the ends, i.e. the vertices of degree 1, in P_1 (resp. in P_2). Let $Q = \{w, x, y, z\}$. Then $G(Q)$ admits a perfect induced path partition, namely $P_1 \cup \{w', x'\}$ and $P_2 \cup \{y', z'\}$, because extending the ends of the paths with an extra degree 1 vertex preserves the induced property. Thus the above procedure correctly returns yes.

Conversely, suppose that $G(Q)$ is forest-based for some $Q = \{w, x, y, z\}$. Note that because G is assumed to have minimum degree 3, w', x', y', z' are the only leaves of $G(Q)$ and $G(Q)$ is not a tree. By Lemma 1, the vertices of $G(Q)$ can be split into two induced paths P_1, P_2 , whose four ends are the leaves. Say that the ends of P_1 are w', x' and the ends of P_2 are y', z' . Then $P_1 - \{w', x'\}$ and $P_2 - \{y', z'\}$ are induced paths of G . \square

Observe that the hard instances generated in [35] have unbounded degree. The reduction is from NAE-3-SAT, and the maximum degree depends on the maximum number of occurrences of a variable in the Boolean formula. It is plausible that by taking hard satisfiability instances with bounded variable occurrences, one could obtain hardness for induced 2-path partition with maximum degree bounded by a constant. However, this constant is likely to be higher than 3, and novel ideas are needed to establish the complexity of recognizing *binary* undirected forest-based networks.

7 Discussion

In this work, we have studied algorithmic problems of interest in two active research areas. Indeed, forest-based networks and their variants will require further investigation in phylogenetics, whereas leaf induced path partitions give rise to novel problems in graph algorithms. We were able to answer two open questions from both communities, namely that forest-based networks are hard to recognize, and that partitioning a binary DAG into a minimum number of induced paths is para-NP-hard. Nonetheless, we have identified tractable instances that may be of use in practice, especially on orchard networks, and our results on unrooted phylogenetic networks pave the way for further exploration.

Finally, throughout this paper we have encountered several problems that remain open, as well as results which lead to some potential research directions. We conclude by summarising some of these:

- Recall that the *level* of a network N is the maximum number of reticulations in a biconnected component of N . We observe that our difficult instances can have arbitrarily high levels. Is the forest-based recognition problem fixed-parameter tractable, when parameterized by the level of a network?
- Is the problem of finding a leaf IPP also NP-complete on networks with two leaves, but that are not required to be binary, in particular on networks of maximum total degree 4?
- Is the forest-based recognition problem in P on superclasses of tree-child networks other than orchards, for instance tree-sibling networks, reticulation-visible networks, or nearly stable networks?
- Is it NP-complete to decide whether a *binary* unrooted phylogenetic network is forest-based?
- In [7] polynomial-time computable proximity-indices are introduced for measuring the extent to which an arbitrary binary phylogenetic network deviates from being tree-based. Unfortunately, in view of Theorem 3, this approach does not directly extend to forest-based networks. Even so, it could still be interesting to further study proximity measures for forest-based networks.
- There are interesting links between path partitions of digraphs and stable sets – see e.g. [11]. It could be interesting to study these concepts further for forest based networks.

Acknowledgement. The authors thank the Institute for Mathematical Sciences, National University of Singapore, for their invitation to attend the “Mathematics of Evolution - Phylogenetic Trees and Networks” program in 2023, in which they began discussing the problems investigated in this paper.

Conflict of interest. The authors declare that they have no competing interests.

References

- [1] Kong, S., Pons, J.C., Kubatko, L., Wicke, K.: Classes of explicit phylogenetic networks and their biological and mathematical significance. *Journal of Mathematical Biology* **84**(6), 47 (2022)
- [2] Scholz, G.E., Popescu, A.-A., Taylor, M.I., Moulton, V., Huber, K.T.: OSF-builder: a new tool for constructing and representing evolutionary histories involving introgression. *Systematic Biology* **68**(5), 717–729 (2019)
- [3] Sneath, P.H.: Cladistic representation of reticulate evolution. *Systematic Zoology* **24**(3), 360–368 (1975)
- [4] Steel, M.: *Phylogeny: Discrete and Random Processes in Evolution*. SIAM, Philadelphia (2016)

- [5] Francis, A.R., Steel, M.: Which phylogenetic networks are merely trees with additional arcs? *Systematic Biology* **64**(5), 768–777 (2015)
- [6] Jetten, L., Iersel, L.: Nonbinary tree-based phylogenetic networks. *IEEE/ACM Transactions on Computational Biology and Bioinformatics* **15**(1), 205–217 (2016)
- [7] Francis, A., Semple, C., Steel, M.: New characterisations of tree-based networks and proximity measures. *Advances in Applied Mathematics* **93**, 93–107 (2018)
- [8] Huber, K.T., Moulton, V., Scholz, G.E.: Forest-based networks. *Bulletin of Mathematical Biology* **84**(10), 119 (2022)
- [9] Manuel, P.: Revisiting path-type covering and partitioning problems. *arXiv preprint arXiv:1807.10613* (2018)
- [10] Fernau, H., Foucaud, F., Mann, K., Padariya, U., Rao, K.R.: Parameterizing path partitions. In: *International Conference on Algorithms and Complexity*, pp. 187–201 (2023). Springer
- [11] Sambinelli, M., Silva, C.N., Lee, O.: α -diperfect digraphs. *Discrete Mathematics* **345**(5), 112759 (2022)
- [12] Huber, K.T., Iersel, L., Moulton, V., Scholz, G.: Is this network proper forest-based? *Information Processing Letters* (In press)
- [13] Dehghan, A., Sadeghi, M.-R., Ahadi, A.: On the complexity of deciding whether the regular number is at most two. *Graphs and Combinatorics* **31**(5), 1359–1365 (2015)
- [14] Impagliazzo, R., Paturi, R., Zane, F.: Which problems have strongly exponential complexity? *Journal of Computer and System Sciences* **63**(4), 512–530 (2001)
- [15] Antony, D., Cao, Y., Pal, S., Sandeep, R.: Switching classes: Characterization and computation. *arXiv preprint arXiv:2403.04263* (2024)
- [16] Erdős, P.L., Semple, C., Steel, M.: A class of phylogenetic networks reconstructable from ancestral profiles. *Mathematical Biosciences* **313**, 33–40 (2019)
- [17] Iersel, L., Janssen, R., Jones, M., Murakami, Y.: Orchard networks are trees with additional horizontal arcs. *Bulletin of Mathematical Biology* **84**(8), 76 (2022)
- [18] Cardona, G., Pons, J.C., Ribas, G., Coronado, T.M.: Comparison of orchard networks using their extended μ -representation. *IEEE/ACM Transactions on Computational Biology and Bioinformatics* (2024)
- [19] Landry, K., Tremblay-Savard, O., Lafond, M.: A fixed-parameter tractable algorithm for finding agreement cherry-reduced subnetworks in level-1 orchard

- networks. *Journal of Computational Biology* (2023)
- [20] Janssen, R., Murakami, Y.: On cherry-picking and network containment. *Theoretical Computer Science* **856**, 121–150 (2021)
 - [21] Bevern, R., Bredereck, R., Chopin, M., Hartung, S., Hüffner, F., Nichterlein, A., Suchý, O.: Fixed-parameter algorithms for DAG partitioning. *Discrete Applied Mathematics* **220**, 134–160 (2017)
 - [22] Fortune, S., Hopcroft, J., Wyllie, J.: The directed subgraph homeomorphism problem. *Theoretical Computer Science* **10**(2), 111–121 (1980)
 - [23] Tholey, T.: Linear time algorithms for two disjoint paths problems on directed acyclic graphs. *Theoretical Computer Science* **465**, 35–48 (2012)
 - [24] Kawarabayashi, K.-i., Kobayashi, Y.: The induced disjoint paths problem. In: *Integer Programming and Combinatorial Optimization: 13th International Conference, IPCO 2008 Bertinoro, Italy, May 26–28, 2008 Proceedings 13*, pp. 47–61 (2008). Springer
 - [25] Slivkins, A.: Parameterized tractability of edge-disjoint paths on directed acyclic graphs. *SIAM Journal on Discrete Mathematics* **24**(1), 146–157 (2010)
 - [26] Bérczi, K., Kobayashi, Y.: The directed disjoint shortest paths problem. In: *25th Annual European Symposium on Algorithms (ESA 2017)* (2017). Schloss-Dagstuhl-Leibniz Zentrum für Informatik
 - [27] Lopes, R., Sau, I.: A relaxation of the directed disjoint paths problem: A global congestion metric helps. *Theoretical Computer Science* **898**, 75–91 (2022)
 - [28] Huber, K.T., Moulton, V., Scholz, G.E.: Overlaid species forests. *Discrete Applied Mathematics* **309**, 110–122 (2022)
 - [29] Cormen, T.H., Leiserson, C.E., Rivest, R.L., Stein, C.: *Introduction to Algorithms*. MIT press, Cambridge, Massachusetts (2022)
 - [30] Hopcroft, J.E., Karp, R.M.: An $n^{\frac{5}{2}}$ algorithm for maximum matchings in bipartite graphs. *SIAM Journal on Computing* **2**(4), 225–231 (1973)
 - [31] Aspvall, B., Plass, M.F., Tarjan, R.E.: A linear-time algorithm for testing the truth of certain quantified boolean formulas. *Information Processing Letters* **8**(3), 121–123 (1979)
 - [32] Francis, A., Huber, K.T., Moulton, V.: Tree-based unrooted phylogenetic networks. *Bulletin of Mathematical Biology* **80**, 404–416 (2018)
 - [33] Hendriksen, M.: Tree-based unrooted nonbinary phylogenetic networks. *Mathematical Biosciences* **302**, 131–138 (2018)

- [34] Arnold, C., Stadler, P.F.: Polynomial algorithms for the maximal pairing problem: efficient phylogenetic targeting on arbitrary trees. *Algorithms for Molecular Biology* **5**(1), 1–10 (2010)
- [35] Le, H.-O., Müller, H., *et al.*: Splitting a graph into disjoint induced paths or cycles. *Discrete Applied Mathematics* **131**(1), 199–212 (2003)