

mRNA2vec: mRNA Embedding with Language Model in the 5'UTR-CDS for mRNA Design

Honggen Zhang¹, Xiangrui Gao², June Zhang¹, Lipeng Lai^{2*}

¹University of Hawaii at Manoa

²XtalPi

{honggen,zjz}@hawaii.edu, {xiangrui.gao, lipeng.lai}@xtalpi.com

Abstract

Messenger RNA (mRNA)-based vaccines are accelerating the discovery of new drugs and revolutionizing the pharmaceutical industry. However, selecting particular mRNA sequences for vaccines and therapeutics from extensive mRNA libraries is costly. Effective mRNA therapeutics require carefully designed sequences with optimized expression levels and stability. This paper proposes a novel contextual language model (LM)-based embedding method: mRNA2vec. In contrast to existing mRNA embedding approaches, our method is based on the self-supervised teacher-student learning framework of data2vec. We jointly use the 5' untranslated region (UTR) and coding sequence (CDS) region as the input sequences. We adapt our LM-based approach specifically to mRNA by 1) considering the importance of location on the mRNA sequence with probabilistic masking, 2) using Minimum Free Energy (MFE) prediction and Secondary Structure (SS) classification as additional pretext tasks. mRNA2vec demonstrates significant improvements in translation efficiency (TE) and expression level (EL) prediction tasks in UTR compared to SOTA methods such as UTR-LM. It also gives a competitive performance in mRNA stability and protein production level tasks in CDS such as CodonBERT.

Introduction

Messenger RNA (mRNA)-based gene therapeutics and vaccines have emerged as pivotal tools for developing a new class of drugs, as they do not present the safety concerns associated with genomic integration (To and Cho 2021). Recently, mRNA vaccines have been utilized in treating several diseases, including COVID-19 (Jackson et al. 2020) and cancer (Zeraati et al. 2017). mRNA therapeutics facilitate the production of missing or defective proteins, providing essential supplements to cure genetic diseases (Kwon et al. 2018). To advance mRNA-based treatments further, understanding and designing the appropriate mRNA sequences is crucial. Factors such as expression level and stability significantly impact the practical application of mRNA-based therapies.

Researchers have primarily focused on the untranslated region (UTR) and the coding sequence (CDS) region to understand the mechanisms of mRNA in protein translation (Cao et al. (2021); Li et al. (2023)). Studies have demonstrated that UTR can regulate mRNA translation (Akiyama

and Sakakibara 2022), with extensive exploration of the 5' UTR, which precedes the coding sequences (Chu et al. 2024; Wieder et al. 2024). The CDS region contains codons that are translated into amino acids, so codon optimization directly impacts mRNA translation.

Technological advancements using machine learning (particularly language models) with biology have enabled new methods to decode mRNA sequences (Diez et al. 2022; Cao et al. 2021). Ribosomes read sequences from left to right, similar to text sequences, suggesting that mRNA sequences could be modeled using language models and self-supervised learning techniques. Mapping mRNA to a high-dimensional representation space has the potential to enhance our understanding of its functions. However, significant differences exist between mRNA and natural text. For example, mRNA has a more limited vocabulary, consisting of 4 kinds of nucleotides and twenty amino acids. Therefore it is important to account for these differences when adapting language models for mRNA embedding.

In this paper, we propose an mRNA embedding method: mRNA2vec. Unlike previous research that examined the 5' UTR and CDS separately, we combine the 5' UTR and CDS as a single sequence input; the tail region of the 5' UTR and the head region of the CDS significantly regulate mRNA translation (Nieuwkoop et al. 2023). Utilizing information from both sides will enhance mRNA sequence representation. Instead of employing a single masked token prediction-based language model, we perform our model on a contextual level, such as data2vec, which considers both masked and unmasked sequences, providing a more suitable representation for downstream tasks as it reflects the unmasked nature of sequence prediction.

In addition to the unifying 5' UTR and CDS and contextual representation learning, we fully utilize the properties of the mRNA modality: 1) We specify a probabilistic hard-masking strategy that focuses more on the tail region of the 5' UTR and head of the CDS, increasing the likelihood of these regions being masked. 2) We incorporate additional modalities, such as Minimum Free Energy (MFE) and Secondary Structure (SS), to design better pre-training tasks to enhance the process.

To evaluate mRNA2vec, we consider translation expression tasks on both 5' UTR and CDS datasets. For the 5' UTR, we assess Translation Efficiency (TE) and Expression

*Corresponding Author

Level (EL) as downstream tasks. For the CDS, we focus on mRNA stability and protein production level as the benchmarks. Our experiments demonstrate significant improvements over state-of-the-art results for the TE and EL tasks, and comparable results for mRNA stability and protein production level.

Moreover, we discuss the reasons mRNA2vec is successful in translation-related tasks such as TE. Designing the pretext task, selecting specific regions of the input sequence, choosing better hidden states, and designing a complex downstream task regressor are helpful in improving experimental outcomes. In summary, our main contributions are:

1. We propose a novel embedding method, mRNA2vec, a unified method that combines the 5' UTR and CDS regions as the input sequence. It is also the first application of the data2vec pre-training method to mRNA sequences. Experimental results show contextual learning will better learn mRNA sequence representation than the single mask token prediction.
2. We propose a probabilistic hard-masking strategy based on mRNA properties for comparing the representation of the masked region from the student-model and the output from the teacher model. Experimental results show that hard-masking can help decrease loss and improve the alignment between representation and MFE.
3. We designed two additional pretext tasks based on MFE and SS, different from UTR-LM (Chu et al. 2024). Experimental results show that our utilization of MFE and SS can consistently improve the embedding results.
4. We fine-tune our model on downstream tasks for both 5'UTR and CDS datasets. It shows that mRNA2vec is superior for the tasks compared to the SOTA benchmarks such as UTR-LM and CodonBERT.

Related Work

mRNA Sequence-based Translation Prediction

The optimization of mRNA sequences to enhance expression and stability has become increasingly viable, thanks to the vast amount of measured and synthesized sequences available (Nikolados and Oyarzun 2023). Data-driven models have emerged as effective for predicting synonymous sequence expression, as they can detect highly nonlinear correlations between sequences and their functional outcomes. For instance, Leppik et al. (2022) introduced the RNA sequencing-based platform PERSIST-seq, which systematically predicts mRNA stability and ribosome load. Similarly, Diez et al. (2022) developed an evolutionary algorithm for codon optimization to address the challenge posed by the enormous number of possible synonymous sequences that encode the same peptide. In other studies, Cao et al. (2021) and Nieuwkoop et al. (2023) employed machine learning approaches, specifically random forests, to model the 5' UTR and CDS regions, predicting translation efficiency and protein production levels, respectively. Moreover, the length of the 5' UTR sequence itself can be a direct predictor of mRNA translation regulation (Wieder et al. 2024).

mRNA Sequence Representation Learning

Self-supervised learning and language models have recently emerged as powerful tools for extracting sequence features from large, unlabeled datasets (Devlin et al. 2018; Raffel et al. 2020). DNA2vec (Ng 2017), inspired by word2vec (Mikolov et al. 2013), introduced a method for learning distributed representations of k-mers. Analogous to word2vec's property that $vec(\text{king}) - vec(\text{man}) + vec(\text{woman}) = vec(\text{queen})$, DNA2vec aims to identify similar properties in k-mers, such as $vec(\text{ACGAT}) - vec(\text{GAT}) + vec(\text{ATC}) = vec(\text{ACATC})$. For base-by-base resolution embedding, RNA-BERT (Akiyama and Sakakibara 2022) adapts the pre-training algorithm BERT to non-coding RNA (ncRNA), embedding the four RNA bases while combining the Masked Language Model task with secondary structure alignment. Beyond mere representation, recent works try to understand the expression of mRNA by applying these representations. For example, Nikolados and Oyarzun (2023) developed a codon optimization language model for the Enterobacteriales dataset by embedding codons, while CondoBERT (Li et al. 2023) further extended this approach by incorporating more pre-training datasets to measure mRNA expression, stability, and immunogenicity at the mRNA-cds level. By predicting masked tokens at the codon level, CondoBERT successfully obtains codon embeddings. Although the CDS region provides substantial information for predicting mRNA translation, the 5' UTR, as a regulatory sequence, also plays a critical role in learning translation efficiency (Nieuwkoop et al. 2023; Cetnar and Salis 2021; Sample et al. 2018). Recently, UTR-LM (Chu et al. 2024) was proposed to specifically focus on the 5' UTR sequence to train a language model.

Method:mRNA2vec

In this section, we introduce mRNA2vec, a novel mRNA language model involves concatenating the 5' UTR and CDS sequences to form a single input sequence. Unlike traditional models such as BERT (Devlin et al. 2018) or T5 (Raffel et al. 2020), which use a masked sequence as input, mRNA2vec adopts a contextual target-based pre-training model inspired by data2vec. This approach allows the model to access both the unmasked and masked sequences simultaneously.

We employ a probabilistic hard masking strategy where specific regions of the sequence, particularly biologically important areas, have a higher likelihood of being masked. This ensures that these critical regions are more effectively learned during training. Additionally, domain-specific information, such as Minimum Free Energy (MFE) and Secondary Structure (SS), is incorporated through the definition of auxiliary pre-training tasks. This integration strengthens the model's ability to capture a representation across the entire sequence, enhancing its utility for translation-related downstream tasks on the both 5'UTR and CDS regions.

Pretrained Model

Pre-training has been very successful in advancing various domains such as natural language understanding (Devlin

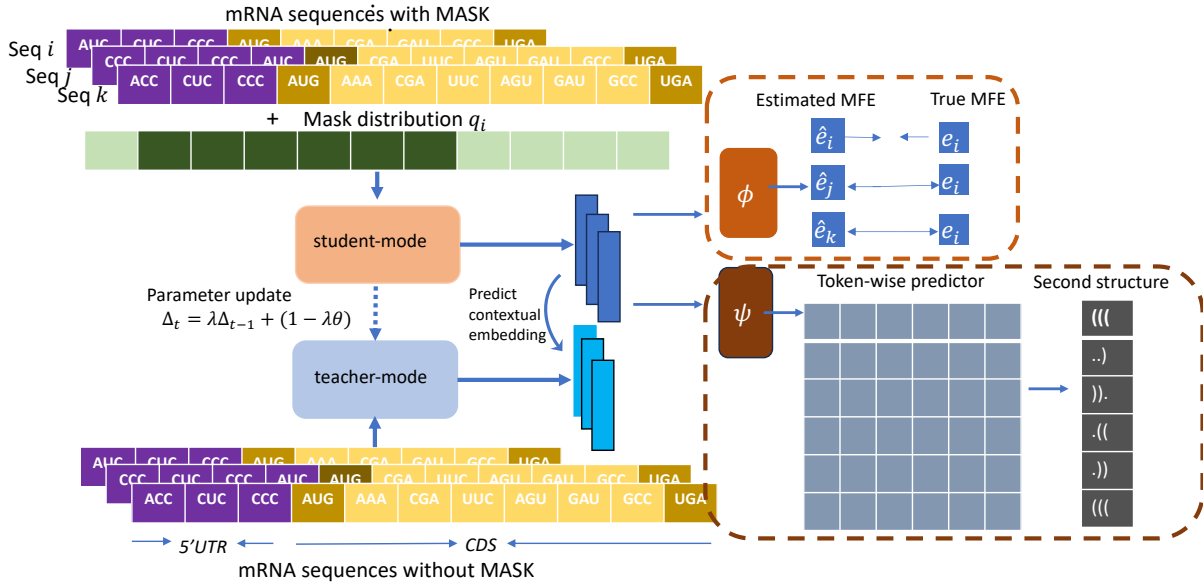


Figure 1: The diagram for the pre-training. The data2vec teacher model parameter Δ will be updated by the current student model parameter θ using EMA. Input sequence will be masked based on the hard-mask distribution q . The ϕ and ψ are the neural network used for MFE regression and SS classification.

et al. 2018; Rao et al. 2020), image invariant feature learning (Chen et al. 2020; He et al. 2020), tabular datasets (Huang et al. 2023; Rubachev et al. 2022) and time series (Wickstrøm et al. 2022). With a properly designed pretext task in the pre-training process, we will obtain the generalized representation for the data input. mRNA as the sequential dataset, we might discover some hidden information from the large data pre-training similar to the language.

Pre-training Architecture The pre-training architecture of mRNA2vec is illustrated in Figure 1. Instead of focusing solely on the straightforward task of predicting single masked tokens, we employ the data2vec pre-training architecture (Baeviski et al. 2022) to learn contextual targets from the unmasked sequence. This approach enables the model to capture the entire sequence information rather than just the masked parts, leading to a more comprehensive representation for downstream tasks involving unmasked sequences.

For tokenization, we utilize specialized tokens tailored to mRNA sequences. Since mRNA is composed of only four type of nucleotides A, U, G, C, and is read by the ribosome in groups of three nucleotides, we design a tokenizer consisting of 64 tokens, each representing a specific sequence of three nucleotides (e.g., AAA, AAU, AAG, ...).

Instead of uniformly selecting masked tokens, as is common in NLP and CV tasks, we adopt a location dependent probabilistic hard-masking strategy. Research has demonstrated that regions such as the upstream CDS and the start of the CDS are crucial for mRNA translation (Nieuwkoop et al. 2023; Leppek et al. 2022). Therefore, token X_i in these important regions are masked with a higher probability, as defined by:

$$p(X_i = \text{masked}) = q_i = \begin{cases} \frac{\alpha}{h}, & \text{if } i \in [k, k + h] \\ \frac{1-\alpha}{\ell-h}, & \text{otherwise,} \end{cases} \quad (1)$$

where ℓ is the length of the input sequence, h is the length of the continuous important region, and α adjusts the proportion of masked tokens selected from these regions.

By integrating the data2vec architecture with this specialized hard-masking strategy, mRNA2vec aims to reconstruct the entire sequence information based on the masked, crucial UTR-CDS regions. The loss function of the student model to predict the masked token given unmasked context from the teacher model for data2vec is defined as:

$$\mathcal{L} = \|f_t(x) - y\|_2^2, \quad (2)$$

where $\|\cdot\|_2^2$ denotes the squared L2 norm. Here, f_t represents the predict of student encoder learning from the masked sequence, while y is the representation obtained from the unmasked sequence, produced by a teacher model. The parameters of the teacher model are updated based on the student model through an exponentially moving average (EMA) (He et al. 2020). Multiple hidden states are averaged to form the contextual representation y of the unmasked sequence.

Auxiliary Pretext Tasks with MFE and SS In addition to the primary sequence reconstruction pretext task, we incorporate auxiliary tasks involving Minimum Free Energy (MFE) and secondary structure (SS), which are known to correlate with mRNA expression levels (Akiyama and Sakakibara 2022; Chu et al. 2024). Although Chu et al. (2024) argues that secondary structure does not significantly

benefit the pre-training process in UTR-LM, we include it here to explore its potential impact.

mRNA secondary structure consists of unpaired bases, represented by dots, which indicate single-stranded regions, and paired bases, represented by matching brackets (e.g., ()), which form stem structures. For example, the SS of the sequence GGGAAACCC is represented as “(((...)))”. MFE calculates base pair probabilities within thermodynamic models, representing the energy required to form the most stable secondary structure.

To enhance mRNA2vec’s ability to represent mRNA sequences for translation-related tasks, we introduce two additional pretext tasks:

1. **MFE Regression:** We apply the InfoNCE loss (Oord, Li, and Vinyals 2018) to capture the distance d between the estimated MFE and the true MFE:

$$\mathcal{L}_{mfe} = -\log \sum_i \frac{\exp(-d(\hat{e}_i, e_i))}{\sum_j \exp(-d(\hat{e}_j, e_j))} \quad (3)$$

Here, \hat{e}_i is the output scalar of the regressor $\phi(\cdot)$, applied on top of the pre-trained model. In this context, \hat{e}_i and e_i form a positive pair, while \hat{e}_j and e_j form a negative pair. The goal is to minimize the distance $d(\hat{e}_i, e_i)$ while maximizing $d(\hat{e}_j, e_j)$, learning to rank the predictions rather than merely minimizing $d(\hat{e}_i, e_i)$ to zero. We use the mean token embedding from the last layer as the sequence representation, which serves as the input to $\phi(\cdot)$.

2. **Secondary Structure Classification:** We treat SS prediction as a token-wise classification problem. Similar to nucleotide tokenization, we tokenize consecutive groups of three “dot-bracket” characters, resulting in a 17-category classification problem:

$$\mathcal{L}_{ss} = \sum_i c_i \log(p_i) \quad (4)$$

In this equation, p_i represents the softmax output of the classifier $\psi(\cdot)$, applied on top of the pre-trained model, while c_i is a 17-dimensional one-hot vector representing the true label. The same token representation used as input to $\phi(\cdot)$ is used as input to $\psi(\cdot)$.

Thus, the overall loss function for our pre-training model, mRNA2vec, is defined as:

$$\mathcal{L}_{mRNA2vec} = \mathcal{L} + \beta_1 \mathcal{L}_{mfe} + \beta_2 \mathcal{L}_{ss} \quad (5)$$

Here, β_1 and β_2 are hyperparameters that regulate the contribution of MFE and SS to the language model. In this work, we set $\beta_1 = 0.01$ and $\beta_2 = 0.001$.

mRNA Translation Downstream Tasks

After obtaining the pre-trained embedding model, we can explore how the representation can be applied to the downstream task related to mRNA translation. Since we learned the embedding of the UTR and CDS region, we can evaluate our model on both UTR sequence optimization and CDS region codon optimization.

1. **Evaluate mRNA2vec in 5’ UTR:** It is essential to understand how the 5’ UTR influences the rate at which mRNA is translated into protein. In the 5’ UTR, we have two tasks to be predicted: mRNA Expression Level (EL) and Translation Efficiency (TE)(Chu et al. 2024). EL is measured in RNA-seq RPKM and TE is calculated as the ratio of Ribo-seq PRKM to RNA-seq RPKM. Ribo-seq is the ribosomal footprints observed on a given mRNA of interest, and RNA-seq is the relative abundance of mRNA transcript in the cell. PRKM represents Reads Per Kilobase of transcript per Million mapped reads (Cao et al. 2021).
2. **Evaluate mRNA2vec in CDS:** The codon optimization of CDS region will directly affect the translation of mRNA sequence. Codon optimization refers to choosing the optimal amino acid codes for increasing protein expression. However, some proteins might need a slower translation rate to fold properly and maintain protein stability (To and Cho 2021). Thus, in this region, Protein Production Level and mRNA Stability are used as two downstream tasks to measure the codon optimization of the CDS sequence.

Experiments

Dataset

For pre-training, we collect five species (human, rat, mouse, chicken, and zebrafish) mRNA sequences from the NIH with the datasets API ¹. To extract the 5’UTR and CDS sequence from it, we discard the sequences after the stop codon (UAG, UAA, UGA). Thus, we have the 5’UTR sequence before the start codon AUG and the CDS sequence after AUG until the stop codon. To avoid padding for the end of area of 5’ UTR, we truncated 5’ UTR sequence to a sequence with 102 nucleotides (34 tokens) from the start. After data processing, we obtain 510k sequences with an average length of 459 bp. To obtain the MFE value and SS, we use RNAfold from ViennaRNA(Lorenz et al. 2011).

For the downstream task 5’ UTR data, we used three endogenous genes from three human cell types: Human embryonic kidney (HEK) 293T cell line, human prostate cancer cell line PC3 (PC3), and Human muscle tissue (Muscle) (Cao et al. 2021; Chu et al. 2024). HEK and PC3 have over 10k sequences but the Muscle only has 1k dataset for the downstream task. The average length is 91 bp for all 5 UTR data.

For the downstream task CDS data, we used two datasets: mRAN stability dataset (Diez et al. 2022) and the mRFP Expression dataset (Nieuwkoop et al. 2023). The mRNA stability dataset contains 25K sequences for all endogenous genes in Humans, zebrafish, Xenopus, and mouse. The mRFP Expression dataset contains 6k sequences to measure protein production levels for several gene variants in E.coil.

Experiment Setting

The mRNA2vec pre-training architecture is built upon the data2vec framework, utilizing the T5 encoder as the stu-

¹<https://www.ncbi.nlm.nih.gov/datasets/docs/v2/reference-docs/command-line/datasets/>

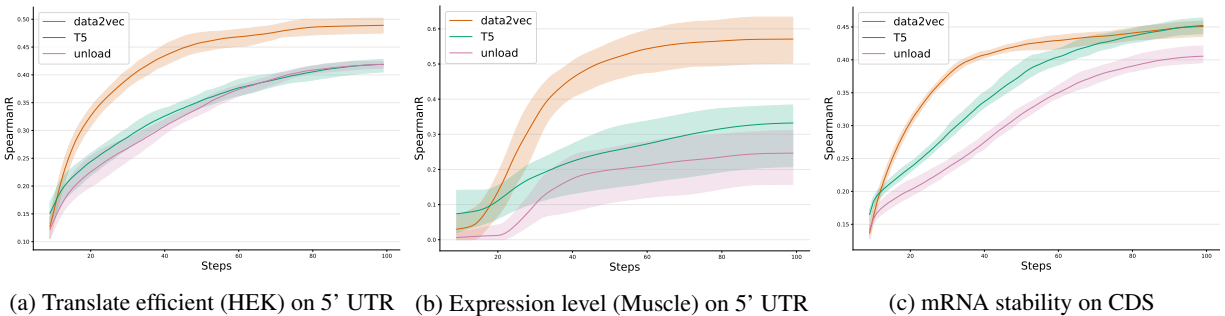


Figure 2: Evaluate pre-training strategies: The data2vec with T5 encoder, the T5 encoder, and the untrain model (Unload)

dent model. The model consists of 4 self-attention heads and 4 hidden layers, with each token represented by a 256-dimensional vector. The predictor that maps the student model to the teacher model is a simple neural network composed of one linear layer, followed by a GELU activation layer, and another linear layer. The regressor ϕ is a three-layer neural network comprising one linear layer, one GELU activation layer, and a fully connected layer that maps the input to a scalar value. Similarly, the classifier ψ is also a three-layer neural network, consisting of one linear layer, one GELU activation layer, and a fully connected layer, but it maps the input to a 27-dimensional output.

We employed AdamW as the optimizer, with a learning rate of 0.001 and a weight decay of 0.001. The maximum sequence length was set to 128, and the batch size was 256.

Pre-training Result

Results In this section, we evaluate different pre-training strategies on mRNA sequences. After pre-training, the model weights are used to initialize the encoder, which outputs the representation of the mRNA sequence. On top of the pretrained model, a downstream task regressor consisting of a linear layer, a GELU layer, and a fully connected layer is used to predict the target values. Note that the encoder part is frozen, and only the parameters of the regressor are updated. The Spearman Rank used to measure the regression result between the outputs of the regressor and true values.

First, we compare the data2vec approach using T5 as the encoder with a standalone T5 encoder on mRNA sequences. We also use an untrained (unloaded) model as the baseline, as shown in Figure 2. Our observations are as follows:

1. While the mRNA representation learned by T5 can be trained effectively in the first few epochs, the data2vec method shows better performance after several epochs on the 5' UTR data. By incorporating the unmasked sequence during the pre-training process, data2vec extracts a more robust representation of the entire sequence, outperforming the results obtained by T5.
2. Data2vec consistently improves results on both 5' UTR and CDS regions compared to the untrained model baseline. However, T5 shows limited effectiveness on the 5' UTR TE task. Contextual representation learning will have more advances for the mRNA compare the single mask token prediction such as T5.

Next, we compare the performance of the pretrained model with and without the inclusion of MFE and SS-related losses. We evaluate four different pre-training models by adjusting β_1 and β_2 . When $\beta_1 = \beta_2 = 0$, the base model $\mathcal{L}_{mRNA2vec} = \mathcal{L}$ does not incorporate MFE or SS information. When $\beta_1 \neq 0$ and $\beta_2 = 0$, the model $\mathcal{L}_{mRNA2vec} = \mathcal{L} + \beta_1 \mathcal{L}_{mfe}$ considers only MFE information. When $\beta_1 = 0$ and $\beta_2 \neq 0$, the model $\mathcal{L}_{mRNA2vec} = \mathcal{L} + \beta_2 \mathcal{L}_{ss}$ incorporates only SS information. As shown in Table 1, we found that:

1. Incorporating both MFE and SS losses consistently improves the base model (without MFE and SS) across all downstream tasks. For instance, in the Muscle dataset, the TE task performance increased from 0.550 to 0.573, and the EL task performance improved from 0.619 to 0.663. This enhancement is attributed to the model's ability to consider sequence representation while aligning it with MFE and SS modalities.
2. Analyzing the model under the scenarios where either $\beta_1 = 0$ or $\beta_2 = 0$, we observe that both cases generally improve the base model results. It is important to note that we used the same pre-training model for all tasks and datasets, with fixed hyperparameter combinations of $(\beta_1 = 0, \beta_2 = 0.001)$ and $(\beta_1 = 0.01, \beta_2 = 0)$. While this strategy may not represent the optimal hyperparameter settings for every dataset, it provides a more convenient and generalizable solution.

Discussion

1. **Choosing the optimal α for hard-masking:** Since certain sub-sequences of the mRNA sequence are more critical than others, we employ a specialized region masking strategy with the hyperparameter α , as defined in Equation 1. In this paper, we designate the important region spanning from the 15th token ($k = 15$) to the 45th token ($k + h = 45$). To assess how α influences model learning, we experimented with different values ranging from 0 to 1, as shown in Table 2. When α , the masking strategy is equivalent to random masking. However, when $\alpha > 0$, the learning process accelerates, resulting in improved loss performance. Notably, it also enhances MFE learning, even without direct access to MFE information.

Table 1: Evaluate mRNA2vec pretrain strategies: The boldface is the best result of spearman rank value

Methods	5'UTR						CDS	
	TEK-TE	PC3-TE	Muscle-TE	TEK-EL	PC3-EL	Muscle-EL	mRNA-Stability	mRFP-Expression
data2vec ($\beta_1 = \beta_2 = 0$)	0.496	0.540	0.550	0.490	0.488	0.619	0.465	0.508
data2vec+mfe ($\beta_2 = 0$)	0.499	0.559	0.572	0.518	0.473	0.647	0.462	0.549
data2vec+ss ($\beta_1 = 0$)	0.497	0.554	0.551	0.491	0.474	0.637	0.458	0.503
data2vec+mfe+ss	0.503	0.560	0.573	0.521	0.488	0.662	0.466	0.552

Table 2: Mask strategies

α	0	0.2	0.5	0.8	1
\mathcal{L}	0.349	0.348	0.343	0.332	0.330
SpearmanR	-0.11	-0.15	0.27	-0.09	-0.16

2. **Design a better pretext tasks:** Contrary to the findings of UTR-LM (Chu et al. 2024), which suggested that incorporating secondary structure might degrade model performance, we explored a different approach by framing secondary structure as a token-wise classification problem with 27 categories (as opposed to the 3 categories used in UTR-LM). As shown in Figure 3, the pre-training process benefits from the inclusion of MFE and secondary structure information when appropriate pretext tasks are employed.

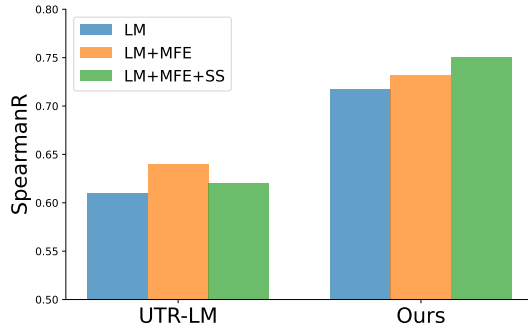


Figure 3: UTR-LM VS Ours

Downstream Tasks: Comparing to other benchmarks

In this section, we compare our method to several benchmarks that focus on TE and EL prediction by measuring the spearman rank for the 5' UTR: 1) CodonBERT (Li et al. 2023), 2) UTR-LM (Chu et al. 2024), 3) RNA-BERT (Akiyama and Sakakibara 2022), 4) RNA-FM (Chen et al. 2022), 5) Cao-RF (Cao et al. 2021).

We also compare our method to existing approaches that work on functional of sequence for the CDS: 1) Term Frequency–Inverse Document Frequency (TF-IDF) (Rajaraman and Ullman 2011), 2) RNA-BERT (Akiyama and Sakakibara 2022), 3) RNA-FM (Chen et al. 2022), 4) CodonBERT (Li et al. 2023).

Results For the 5'UTR dataset, after obtaining the pre-trained model, we fine-tuned it on three 5' UTR datasets. As shown in Table 3, our method outperforms all other approaches on datasets related to the TE and EL tasks. For the TE task, we achieved improvements of 13%, 12%, and 14% over the previous state-of-the-art (SOTA) results on the HEK, PC3, and Muscle datasets, respectively. For the EL task, our method yields improvements of 6%, 27%, and 31% over the best benchmarks.

For the CDS dataset, we evaluate these methods on the mRNA stability dataset and the mRFP-Expression dataset (protein production level of *E. coli*). As shown in Figure 4, our method significantly improves the results compared to the codon representation method CodonBERT from 0.34 to 0.53. For protein production levels, our method achieves comparable results. However, unlike CodonBERT, our pre-training did not use *E. coli* mRNA sequences. This indicates that our pre-trained model can be applied to species beyond the five species used in the pre-training.

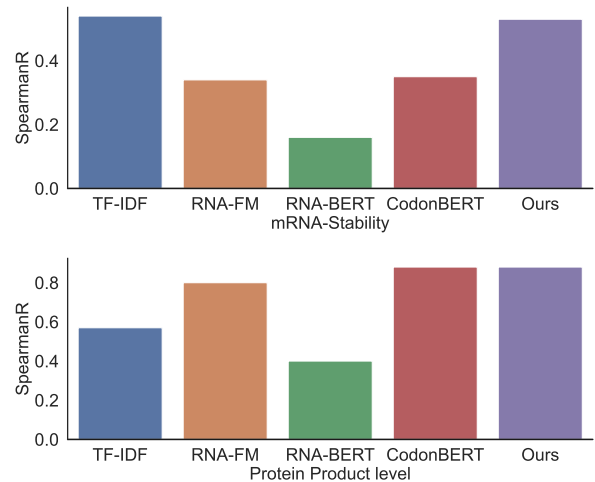


Figure 4: Compare our method with the methods working on CDS region

Discussion With our method, the state-of-the-art (SOTA) results for TE and EL tasks have been significantly improved. Our method also achieved comparable results on the CDS region. We have four key observations that contribute to the final performance on the downstream tasks.

1. **Finding an optimal input sequence length:** We examined the effect of different input sequence lengths on

Table 3: Experimental results on 5' UTR. The boldface is the best result.

Methods	HEK-TE	PC3-TE	Muscle-TE	HEK-EL	PC3-EL	Muscle-EL
RNA-FM Chen et al. (2022)	0.02	0.03	0.01	0.13	0.18	0.05
RNABERT Akiyama and Sakakibara (2022)	0.40	0.46	0.56	0.46	0.44	0.59
Cao-RF Cao et al. (2021)	0.55	0.64	0.64	0.55	0.57	0.64
CodonBERT Li et al. (2023)	0.56	0.62	0.64	0.56	0.52	0.64
UTR-LM Chu et al. (2024)	0.60	0.63	0.66	0.65	0.55	0.61
mRNA2vec (Ours)	0.68	0.71	0.75	0.69	0.70	0.80

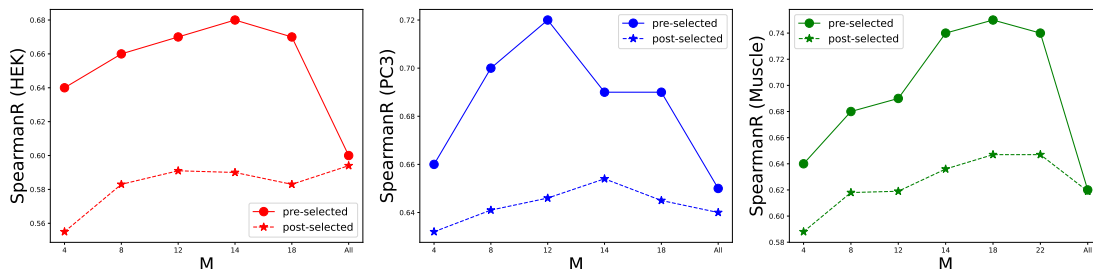


Figure 5: Two sub-sequence selection strategies. Pre-selected: change the input length of encoder. Post-selected: change the output length of encoder. Result will change as sequence length change.

translation efficiency (TE). Notably, the 5' UTR datasets (HEK, PC3, Muscle) have an average sequence length of 91 nucleotides (31 tokens after tokenization). We truncated the sequence from the left and kept only the right-most M tokens. The solid line in Figure 5 shows the TE results on the different datasets according to M . It is apparent that input sequence length affects the TE outcome, with full sequences actually worsening the results. This finding supports the idea that only a few bases in the 5' UTR play a crucial role in translation (Nieuwkoop et al. 2023).

Instead of selecting sub-sequences by truncating the input sequence, we directly selected the representation of the sub-sequence by choosing the tokens after pre-training, as shown by the dashed line in Figure 5. Both curves suggest that 12, 14, and 18 tokens might be the optimal input sequence lengths for HEK, PC3, and Muscle, respectively. However, this approach does not perform as well as the strategy of controlling the input length.

- Selecting the hidden state:** Different hidden layers can provide different representations of the mRNA sequence (Chen et al. 2020). We studied the impact of selecting the hidden layer used for the downstream task. As shown in Table 4, using the last hidden state ($K = -1$) harms the performance compared to using the second last hidden layer ($K = -2$) or the third last hidden state ($K = -3$). In this work, we use the second last hidden state as the mRNA embedding.
- Designing a better downstream task regressor:** In this subsection, we compare different regression heads on top of the pre-trained model, including a linear regressor, a simple two-layer neural network, and a convolutional neural network. As shown in Table 5, the linear regressor

can outperform the UTR-LM results in Table 3. While more complex regressors generally improve performance over linear regressors, their advantage diminishes with larger datasets, such as HEK.

Table 4: Different embedding layers

K	HEK	PC3	Muscle
-1	0.389	0.556	0.560
-2	0.515	0.619	0.66
-3	0.504	0.598	0.640

Table 5: Regressor Head comparison on TE

Regressor	HEK	PC3	Muscle
linear	0.668	0.692	0.715
Two-Layer	0.669	0.713	0.752
CNN	0.682	0.709	0.761

Conclusion

In this paper, we proposed a novel mRNA pre-training method, mRNA2vec, based on the data2vec architecture and mRNA domain knowledge. Due to the contextual learning and hard-mask strategy, the data2vec-based LM outperforms the mask token prediction LMs such as T5. We also find that using the domain knowledge MFE and SS properly can improve the learning result.

Meanwhile, with optimal sub-sequence, better-hidden layer, and a well-designed regressor for the downstream task, mRNA2vec improves the best benchmark largely on the TE and EL task and obtains comparable result on the mRNA stability and *E.coil* protein production.

References

- Akiyama, M.; and Sakakibara, Y. 2022. Informative RNA base embedding for RNA structural alignment and clustering by deep representation learning. *NAR genomics and bioinformatics*, 4(1): lqac012.
- Baevski, A.; Hsu, W.-N.; Xu, Q.; Babu, A.; Gu, J.; and Auli, M. 2022. Data2vec: A general framework for self-supervised learning in speech, vision and language. In *International Conference on Machine Learning*, 1298–1312. PMLR.
- Cao, J.; Novoa, E. M.; Zhang, Z.; Chen, W. C.; Liu, D.; Choi, G. C.; Wong, A. S.; Wehrspaun, C.; Kellis, M.; and Lu, T. K. 2021. High-throughput 5' UTR engineering for enhanced protein production in non-viral gene therapies. *Nature communications*, 12(1): 4138.
- Cetnar, D. P.; and Salis, H. M. 2021. Systematic Quantification of Sequence and Structural Determinants Controlling mRNA stability in Bacterial Operons. *ACS Synthetic Biology*, 10(2): 318–332.
- Chen, J.; Hu, Z.; Sun, S.; Tan, Q.; Wang, Y.; Yu, Q.; Zong, L.; Hong, L.; Xiao, J.; Shen, T.; et al. 2022. Interpretable RNA foundation model from unannotated data for highly accurate RNA structure and function predictions. *arXiv preprint arXiv:2204.00300*.
- Chen, T.; Kornblith, S.; Norouzi, M.; and Hinton, G. 2020. A simple framework for contrastive learning of visual representations. In *International conference on machine learning*, 1597–1607. PMLR.
- Chu, Y.; Yu, D.; Li, Y.; Huang, K.; Shen, Y.; Cong, L.; Zhang, J.; and Wang, M. 2024. A 5' UTR language model for decoding untranslated regions of mRNA and function predictions. *Nature Machine Intelligence*, 6(4): 449–460.
- Devlin, J.; Chang, M.-W.; Lee, K.; and Toutanova, K. 2018. Bert: Pre-training of deep bidirectional transformers for language understanding. *arXiv preprint arXiv:1810.04805*.
- Diez, M.; Medina-Muñoz, S. G.; Castellano, L. A.; da Silva Pescador, G.; Wu, Q.; and Bazzini, A. A. 2022. iCodon customizes gene expression based on the codon composition. *Scientific Reports*, 12(1): 12126.
- He, K.; Fan, H.; Wu, Y.; Xie, S.; and Girshick, R. 2020. Momentum contrast for unsupervised visual representation learning. In *Proceedings of the IEEE/CVF conference on computer vision and pattern recognition*, 9729–9738.
- Huang, T.; Ferber, A. M.; Tian, Y.; Dilkina, B.; and Steiner, B. 2023. Searching large neighborhoods for integer linear programs with contrastive learning. In *International Conference on Machine Learning*, 13869–13890. PMLR.
- Jackson, L. A.; Anderson, E. J.; Roupheal, N. G.; Roberts, P. C.; Makhene, M.; Coler, R. N.; McCullough, M. P.; Chappell, J. D.; Denison, M. R.; Stevens, L. J.; et al. 2020. An mRNA vaccine against SARS-CoV-2—preliminary report. *New England journal of medicine*, 383(20): 1920–1931.
- Kwon, H.; Kim, M.; Seo, Y.; Moon, Y. S.; Lee, H. J.; Lee, K.; and Lee, H. 2018. Emergence of synthetic mRNA: In vitro synthesis of mRNA and its applications in regenerative medicine. *Biomaterials*, 156: 172–193.
- Leppek, K.; Byeon, G. W.; Kladwang, W.; Wayment-Steele, H. K.; Kerr, C. H.; Xu, A. F.; Kim, D. S.; Topkar, V. V.; Choe, C.; Rothschild, D.; et al. 2022. Combinatorial optimization of mRNA structure, stability, and translation for RNA-based therapeutics. *Nature communications*, 13(1): 1536.
- Li, S.; Moayedpour, S.; Li, R.; Bailey, M.; Riahi, S.; Kogler-Anele, L.; Miladi, M.; Miner, J.; Zheng, D.; Wang, J.; et al. 2023. Codonbert: Large language models for mrna design and optimization. *bioRxiv*, 2023–09.
- Lorenz, R.; Bernhart, S. H.; Höner zu Siederdisen, C.; Tafer, H.; Flamm, C.; Stadler, P. F.; and Hofacker, I. L. 2011. ViennaRNA Package 2.0. *Algorithms for molecular biology*, 6: 1–14.
- Mikolov, T.; Chen, K.; Corrado, G.; and Dean, J. 2013. Efficient estimation of word representations in vector space. *arXiv preprint arXiv:1301.3781*.
- Ng, P. 2017. dna2vec: Consistent vector representations of variable-length k-mers. *arXiv preprint arXiv:1701.06279*.
- Nieuwkoop, T.; Terlouw, B. R.; Stevens, K. G.; Scheltema, R. A.; De Ridder, D.; Van der Oost, J.; and Claassens, N. J. 2023. Revealing determinants of translation efficiency via whole-gene codon randomization and machine learning. *Nucleic acids research*, 51(5): 2363–2376.
- Nikolados, E. M.; and Oyarzun, D. A. 2023. Deep learning for optimization of protein expression. *Current opinion in biotechnology*.
- Oord, A. v. d.; Li, Y.; and Vinyals, O. 2018. Representation learning with contrastive predictive coding. *arXiv preprint arXiv:1807.03748*.
- Raffel, C.; Shazeer, N.; Roberts, A.; Lee, K.; Narang, S.; Matena, M.; Zhou, Y.; Li, W.; and Liu, P. J. 2020. Exploring the limits of transfer learning with a unified text-to-text transformer. *Journal of machine learning research*, 21(140): 1–67.
- Rajaraman, A.; and Ullman, J. D. 2011. *Mining of massive datasets*. Autoedicion.
- Rao, R.; Meier, J.; Sercu, T.; Ovchinnikov, S.; and Rives, A. 2020. Transformer protein language models are unsupervised structure learners. *Biorxiv*, 2020–12.
- Rubachev, I.; Alekberov, A.; Gorishniy, Y.; and Babenko, A. 2022. Revisiting pretraining objectives for tabular deep learning. *arXiv preprint arXiv:2207.03208*.
- Sample, P. J.; Wang, B.; Reid, D. W.; Presnyak, V.; and Seelig, G. 2018. Human 5' UTR design and variant effect prediction from a massively parallel translation assay. *Cold Spring Harbor Laboratory*, (7).
- To, K. K.; and Cho, W. C. 2021. An overview of rational design of mRNA-based therapeutics and vaccines. *Expert opinion on drug discovery*, 16(11): 1307–1317.
- Wickstrøm, K.; Kampffmeyer, M.; Mikalsen, K. Ø.; and Jenssen, R. 2022. Mixing up contrastive learning: Self-supervised representation learning for time series. *Pattern Recognition Letters*, 155: 54–61.
- Wieder, N.; D'Souza, E. N.; Martin-Geary, A. C.; Lassen, F. H.; Talbot-Martin, J.; Fernandes, M.; Chothani, S. P.;

Rackham, O. J.; Schafer, S.; Aspden, J. L.; et al. 2024. Differences in 5' untranslated regions highlight the importance of translational regulation of dosage sensitive genes. *Genome Biology*, 25(1): 111.

Zeraati, M.; Moye, A. L.; Wong, J. W.; Perera, D.; Cowley, M. J.; Christ, D. U.; Bryan, T. M.; and Dinger, M. E. 2017. Cancer-associated noncoding mutations affect RNA G-quadruplex-mediated regulation of gene expression. *Scientific reports*, 7(1): 708.

Downstream Task Dataset

As shown in the Table 6, we have 3 5'UTR downstream task datasets and 2 CDS downstream task datasets. The HEK and PC3 is larger than the Muscle. And the mRNA-stability is larger than mRFP-Expression.

Table 6: Dataset detail.

	HEK	PC3	Muscle	mRNA-stability	mRFP-Expression
#seqs	14k	12k	1k	25k	1.5k
Average-length	91	91	91	670	678

SS Boosts Small Dataset More

We have observed in Table 1 that MFE and SS can better improve the performance on Muscle data than other datasets. Thus, we hypothesized that MFE and SS can contribute more on the small dataset. We downsampled the HEK dataset to train different regressors with the same setting of above experiments. Figure 6 shows the Spearman rank of TE on the test dataset after using a different sub-dataset as the training dataset. Our hypothesis could be verified by comparing the based model+MFE loss, model+MFE loss+ SS loss, and the base model. The margins between the based model and other models will be increased as the training data becomes smaller.

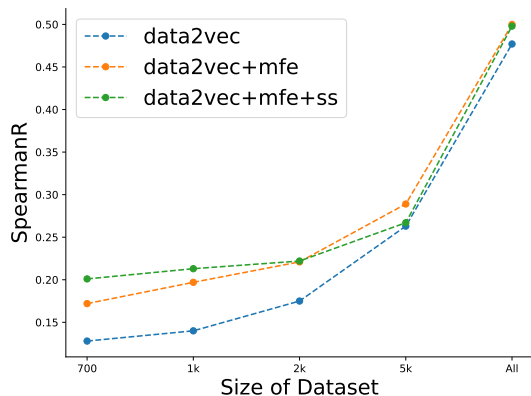


Figure 6: Evaluate different pretrain strategies on 5' UTR region

More results of Evaluation of Downstream Task Regressor

As shown in Table 7, it is consistent with the Table 5. More complex regressors generally improve performance over linear regressors.

Table 7: Regressor Head comparison on EL

Regressor	HEK	PC3	Muscle
linear	0.683	0.698	0.780
Two-layer	0.685	0.700	0.750
CNN	0.693	0.702	0.798