

# PanoSent: A Panoptic Sextuple Extraction Benchmark for Multimodal Conversational Aspect-based Sentiment Analysis

Meng Luo  
National University of Singapore  
Singapore, Singapore  
mluo@u.nus.edu

Hao Fei\*  
National University of Singapore  
Singapore, Singapore  
haofei37@nus.edu.sg

Bobo Li  
Wuhan University  
Wuhan, China  
boboli@whu.edu.cn

Shengqiong Wu  
National University of Singapore  
Singapore, Singapore  
swu@u.nus.edu

Qian Liu  
The University of Auckland  
Auckland, New Zealand  
liu.qian@auckland.ac.nz

Soujanya Poria  
Singapore University of Technology  
and Design  
Singapore, Singapore  
sporia@sutd.edu.sg

Erik Cambria  
Nanyang Technological University  
Singapore, Singapore  
cambria@ntu.edu.sg

Mong-Li Lee  
National University of Singapore  
Singapore, Singapore  
dcsleeml@nus.edu.sg

Wynne Hsu  
National University of Singapore  
Singapore, Singapore  
dcshsuw@nus.edu.sg

## Abstract

While existing Aspect-based Sentiment Analysis (ABSA) has received extensive effort and advancement, there are still gaps in defining a more holistic research target seamlessly integrating multimodality, conversation context, fine-granularity, and also covering the changing sentiment dynamics as well as cognitive causal rationales. This paper bridges the gaps by introducing a multimodal conversational ABSA, where two novel subtasks are proposed: 1) **Panoptic Sentiment Sextuple Extraction**, panoramically recognizing *holder*, *target*, *aspect*, *opinion*, *sentiment*, *rationale* from multi-turn multi-party multimodal dialogue. 2) **Sentiment Flipping Analysis**, detecting the dynamic sentiment transformation throughout the conversation with the causal reasons. To benchmark the tasks, we construct PanoSent, a dataset annotated both manually and automatically, featuring high quality, large scale, multimodality, multilingualism, multi-scenarios, and covering both implicit&explicit sentiment elements. To effectively address the tasks, we devise a novel Chain-of-Sentiment reasoning framework, together with a novel multimodal large language model (namely Senticca) and a paraphrase-based verification mechanism. Extensive evaluations demonstrate the superiority of our methods over strong baselines, validating the efficacy of all our proposed methods. The work is expected to open up a new era for the ABSA community, and thus all our codes and data are open at <https://PanoSent.github.io/>.

## CCS Concepts

• **Computing methodologies** → **Artificial Intelligence**.

\*Hao Fei is the corresponding author.



This work is licensed under a Creative Commons Attribution International 4.0 License.

MM '24, October 28–November 1, 2024, Melbourne, VIC, Australia  
© 2024 Copyright held by the owner/author(s).  
ACM ISBN 979-8-4007-0686-8/24/10  
<https://doi.org/10.1145/3664647.3680705>

## Keywords

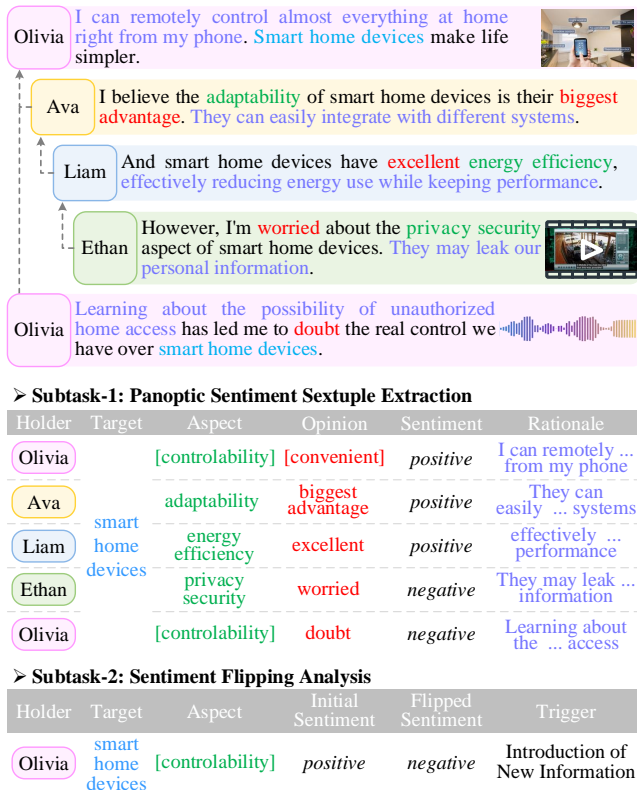
Sentiment Analysis, Multimodal Learning, Large Language Model

## ACM Reference Format:

Meng Luo, Hao Fei, Bobo Li, Shengqiong Wu, Qian Liu, Soujanya Poria, Erik Cambria, Mong-Li Lee, and Wynne Hsu. 2024. PanoSent: A Panoptic Sextuple Extraction Benchmark for Multimodal Conversational Aspect-based Sentiment Analysis. In *Proceedings of the 32nd ACM International Conference on Multimedia (MM '24)*, October 28–November 1, 2024, Melbourne, VIC, Australia. ACM, New York, NY, USA, 25 pages. <https://doi.org/10.1145/3664647.3680705>

## 1 Introduction

The quest for human-level artificial intelligence encompasses not only possessing intelligence but also understanding human emotions, thus propelling sentiment analysis and opinion mining to become the key area of research focus. Through decades of research, sentiment analysis has seen significant developments across various dimensions and aspects [7, 55, 59]. The field has evolved from traditional coarse-grained analysis, such as document and sentence-level analysis [72, 85], to fine-grained one (e.g., ABSA) [60, 67, 91], incorporating a wide array of emotional elements and evolving to extract different sentiment tuples, including the extraction of *targets*, *aspects*, *opinions*, and *sentiments*. Moreover, the sentiment analysis scope has broadened from purely textual content to multimodal content such as images and videos [24, 32, 40, 42, 50, 86]. Such expansion recognizes that in real-world scenarios, users often convey their opinions and emotions more accurately through diverse multimedia, providing additional information beyond text, such as micro-expressions, tone of voice, and other cues. Additionally, research has expanded beyond single-text scenarios to consider more complex conversational contexts [38, 95], where individuals frequently engage in multi-turn, multi-party discussions on social media platforms (e.g., Twitter, Facebook) about services, products, sports, etc.



**Figure 1: Illustration of the PanoSent benchmark. In [\*] are the implicit elements that should be inferred from contexts.**

Despite significant progress, current research definitions of sentiment analysis are still not comprehensive enough to offer a complete and detailed emotional picture, primarily due to several issues. **First**, there is a lack of an integrated definition that combines fine-grained analysis, multimodality, and conversational scenarios. In real-life applications, such as on social media and forums, these aspects often need to be considered together. However, existing studies either lack detailed analysis in multimodal sentiment analysis definitions [52, 69] or miss multimodal modeling in conversational ABSA [27, 37]. The most complete text-based ABSA definitions still do not fully cover or finely detail the granularity of emotional elements. **Second**, current sentiment analysis definitions only consider identifying fixed static emotional polarities [3, 8], neglecting the dynamic nature of emotions that change over time or due to various factors. For example, a person’s original opinion in a social media conversation may change after being exposed to new information or viewpoints from other speakers. **Third**, and most critically, existing work has not thoroughly analyzed or identified the causal reasons and intentions behind sentiments [56, 58]. The arousal and change of human emotions have specific triggers, and failing to understand the causal rationale behind emotions from a cognitive perspective means that human-level emotional intelligence has not been fundamentally achieved. Overall, providing a more comprehensive sentiment analysis definition could significantly enhance the practical value of this task, e.g., developing smarter voice assistants, better clinical diagnostic and treatment aids, and more anthropomorphic customer service systems.

To fill these gaps, this paper proposes **Multimodal Conversational Aspect-based Sentiment Analysis**, where we aim to provide a more comprehensive and holistic ABSA definition that includes both **Panoptic Sentiment Sextuple Extraction** (subtask-I) and **Sentiment Flipping Analysis** (subtask-II), as exemplified in Figure 1. Our focus is on conversational scenarios covering the four most common modalities for emotional expression in daily life, i.e., *text, image, audio, video*. On the one hand, we extend the current ABSA quadruple extraction definition to sextuple extraction, including *holder, target, aspect, opinion, sentiment, and rationale*, fully covering finer-grained emotional elements to offer a panoramic view of sentiment. On the other hand, we define a task to monitor the dynamic sentiment change towards the same target and aspect by the same holder throughout the conversation, and also identify the trigger reasons behind these flipped sentiments. For both sextuple extraction and sentiment change identification, we also emphasize discerning the underlying causal rationale or trigger, striving to not only know how but also why from a cognition perspective.

To benchmark the novel task, we accordingly construct a large-scale high-quality dataset, **PanoSent**. PanoSent covers more than 100 common domains and scenarios, which, based on multi-turn and multi-party conversational contexts, the sentiment elements within a sextuple may cross utterances. To mimic real human emotional expression habits, where 1) elements can originate from both textual and non-textual (audio or visual) modalities, and 2) emotions may be expressed implicitly, the data covers both implicit and explicit sentiment elements. To ensure the benchmark generalizability, the dataset includes three mainstream languages: English, Chinese, and Spanish. We collect the data from real-world sources, carefully annotated manually. To enlarge the quantity, we further automatically synthesize the dataset via OpenAI GPT-4 [1] with multimodal retrieval. Strict human inspection and cross-validation ensure high-quality standards. In total, we obtain 10,000 annotated dialogues for PanoSent.

Compared to existing ABSA tasks, the new task proposed in this work poses greater challenges, such as the need to understand complex conversational contexts and flexibly extract features from various modalities, especially discerning causal reasons at a cognitive level. Considering the recent great successes of Multimodal Large Language Models (MLLMs) in powerful semantic understanding across multiple modalities [23, 43, 47, 76], we construct a backbone MLLM system, **Sentica**, for encoding and understanding multimodal conversational content. Inspired by the human process of sentiment analysis, we further develop a Chain-of-Sentiment (CoS) reasoning framework for a high-performing task solution, which, based on the Chain-of-Thought [73] idea, breaks down the task into four progressive reasoning steps, from simpler to more complex. The system allows to more effectively extract the elements of the sentiment sextuple and identify flipped sentiments step by step, while simultaneously inducing the corresponding rationale and triggers. A paraphrase-based verification (PpV) mechanism enhances the robustness of the CoS reasoning process. Evaluations on the PanoSent dataset across multiple subtasks and languages show our method outperforms strong LLM-based baselines, validating Sentica, CoS, and PpV. Comprehensive analyses are included for clarity.

**Table 1: Summary of existing popular benchmarks of sentiment analysis (representatively summarized, not fully covered).**

Benchmark	Granularity	Sentiment Picture	Modality	Scenario	Language	Causal Rationale	Sentiment Change
CR [4]	Coarse	Sentiment	Text	Sentence	EN	✗	✗
Yelp [71]	Coarse	Sentiment	Text	Document	EN	✗	✗
SemEval [63]	Fine	Target, Aspect, Sentiment	Text	Sentence	EN	✗	✗
TOWE [16]	Fine	Aspect, Opinion	Text	Sentence	EN	✗	✗
ACOS [6]	Fine	Target, Aspect, Opinion, Sentiment	Text	Sentence	EN	✗	✗
ASTE [62]	Fine	Aspect, Opinion, Sentiment	Text	Sentence	EN	✗	✗
DiaASQ [37]	Fine	Target, Aspect, Opinion, Sentiment	Text	Dialogue	EN, ZH	✗	✗
Twitter2015 [51]	Fine	Target, Sentiment	Text, Image	Sentence	EN	✗	✗
CMU-MOSEI [87]	Coarse	Sentiment	Text, Audio, Video	Sentence	EN	✗	✗
IEMOCAP [5]	Coarse	Sentiment	Text, Audio, Video	Dialogue	EN	✗	✗
MELD [64]	Coarse	Sentiment	Text, Audio, Video	Dialogue	EN	✗	✗
M3ED [93]	Coarse	Sentiment	Text, Audio, Video	Dialogue	ZH	✗	✗
<b>PanoSent</b>	Fine	Holder, Target, Aspect, Opinion, Sentiment, Rationale	Text, Image, Audio, Video	Dialogue	EN, ZH, SP	✓	✓

In summary, this work makes three significant contributions:

- For the first time, we thoroughly upgrade ABSA with a more comprehensive definition at the cognitive level, Multimodal Conversational Aspect-based Sentiment Analysis, introducing Panoptic Sentiment Sextuple Extraction and Sentiment Flipping Analysis tasks, achieving the ultimate form of sentiment analysis within the community.
- We contribute a large-scale, high-quality benchmark dataset, PanoSent, featuring multiple aspects: conversational contexts, multimodality, multilingualism, and multidomain.
- We propose an advanced reasoning framework, the Chain-of-Sentiment, based on our Sentic MLLM, achieving high task performance and providing a strong baseline for subsequent research on PanoSent.

## 2 Related Work

This work majorly focuses on the track of ABSA [10, 90]. ABSA has evolved from its initial objective of identifying sentiment polarity to more complex tasks such as recognizing targets, aspects, and opinions [33, 44, 48]. The complexity of ABSA tasks has increased with the introduction of combinations of these elements, ranging from paired extraction [9, 78] to triplet [53, 62] and quadruple extractions [6, 37]. Concurrently, multimodal SA [30], a pivotal topic within the multimodal research community [19, 20, 77, 82], has garnered increasing attention, incorporating modalities beyond text, such as images, audios, and videos. The trend in multimodal sentiment analysis has shifted from coarse-grained to fine-grained. The proposed methods mainly focus on exploring feature extraction and fusion from diverse modal inputs [23, 29, 46, 74, 86, 94], relying on additional structured knowledge [19, 21]. Furthermore, in terms of application scenarios, there has been a shift from analyzing single pieces of text to engaging in multi-turn, multi-party dialogues [88, 92], aiming to recognize emotions within dialogues to better align with real-world applications. Subsequently, dialogue sentiment analysis has gradually evolved into dialogue ABSA [37], incorporating non-textual modalities in the analysis.

However, we find that current ABSA benchmarks still lack a combined perspective and comprehensive definition across granularity, multimodality, and dialogue contexts. For instance, there is an absence of benchmarks for fine-grained sentiment analysis in multimodal dialogue scenarios [60, 91]. Regarding granularity, there is potential to go beyond the four elements of target, aspect, opinion, and sentiment, to include the consideration of the sentiment holder, which also plays a pivotal role in a dialogue context.

Moreover, previous research has not fully leveraged the role of multimodality in ABSA. In most cases, multimodal information is merely considered as supplementary clues to assist in determining opinions or sentiments [54, 68], with most of the other elements (e.g., targets, aspects) coming from texts. However, we argue that multimodality can also serve as a crucial source of information for the implicit identification of all elements more than sentiment. For example, a ‘cellphone’ may not be mentioned in the utterance, but the image showing a phone might feature it as the ‘target’ element. Beyond that, two other key aspects have not been sufficiently addressed in the existing ABSA. First, the dynamic nature of sentiments, especially within the context of dialogues, has not been explored. Second, the cognitive causes and intentions behind sentiments have been overlooked. In response, this work introduces a new benchmark, PanoSent, aiming to bridge all the above gaps, and provide a platform for the next phase of more comprehensive and in-depth ABSA research. Table 1 summarizes the key differences between ours and existing benchmarks.

Beyond contributing new data, we also propose an advanced methodology for this benchmark. We take full advantage of the significant success of existing MLLM [22, 75, 83, 89] in understanding multimodal data. To address the challenges posed by the new tasks, which rely on cognitive-level reasoning, we introduce a novel reasoning framework, CoS. Inspired by the existing CoT strategy, which breaks down the problem into smaller chained steps for step-by-step resolution [17, 73], we decompose the two tasks in PanoSent, significantly enhancing the task-solving efficacy. Overall, our new benchmark data and methods are poised to open up a new era for the ABSA community.

## 3 Task Definition

We formally give the definitions of two subtasks, which also are illustrated in Figure 1 with specific examples.

**Subtask-I: Panoptic Sentiment Sextuple Extraction.** Given a dialogue  $D = \{u_1, \dots, u_n\}$  with the replying structure  $\{(u_i, u_j), \dots\}$  (i.e.,  $u_i$  replies to  $u_j$ ), the task is to extract all sextuples  $(h, t, a, o, s, r)$ . Each utterance  $u_i = \{w_1, \dots, w_{m_i}\}$  contains  $m_i$  words in the text (denoted as  $I^t$ ), occasionally with associated non-text information piece, i.e., image ( $I^i$ ), audio ( $I^a$ ), video ( $I^v$ ). The elements  $h$  (holder),  $t$  (target),  $a$  (aspect),  $o$  (opinion), and  $r$  (rationale) can be either the continuous text spans explicitly mentioned in utterances, or implicitly inferred from contexts or non-text modalities.  $s$  represents the sentiment category (positive, negative, or neutral).

**Table 2: Main statistics of PanoSent dataset.**

	Dialogue			Sextuple		Modality					Manner	
	Dia.	Utt.	Spk.	Sext.	Flip.	Txt.	Img.	Aud.	Vid.	Mix.	Imp.	Exp.
Total	6,000	28,822	26,831	28,464	2,136	3,360	1,320	360	240	720	1,680	4,320
EN Real	2,000	9,573	8,827	9,298	694	1,102	427	108	70	232	536	1,464
EN Synth	4,000	19,249	18,004	19,166	1,442	2,258	893	252	170	488	1,144	2,856
Total	3,000	14,033	13,444	13,965	1,068	1,680	660	180	120	360	840	2,160
ZH Real	1,000	4,702	4,510	4,672	360	582	210	63	41	125	289	711
ZH Synth	2,000	9,331	8,934	9,293	708	1,098	450	117	79	235	551	1,449
Total	1,000	4,667	4,490	4,671	356	560	220	60	40	120	280	720
SP Real	333	1,547	1,488	1,551	114	181	72	18	12	35	90	243
SP Synth	667	3,120	3,002	3,120	242	379	148	42	28	75	190	477
All	10,000	47,522	44,765	47,100	3,560	5,600	2,200	600	400	1,200	2,800	7,200

**Subtask-II: Sentiment Flipping Analysis.** Given input  $D$ , the same as in subtask-I, the task detects all sextuples  $(h, t, a, \zeta, \phi, \tau)$ . Here,  $h$ ,  $t$ , and  $a$  denote the holder, target, and aspect, consistent with the definitions in subtask-I.  $\zeta$  and  $\phi$  represent the initial and flipped sentiments, respectively, highlighting the dynamic change in sentiment by the same speaker towards the same aspect of the same target.  $\tau$  refers to a trigger that induces the sentiment transition, which is a pre-defined label among four categories: 1) *introduction of new information*, 2) *logical argumentation*, 3) *participant feedback and interaction*, and 4) *personal experience and self-reflection*. Since subtask-II shares multiple elements with subtask-I, it is natural to detect the flipping based on the results from subtask-I to minimize redundancy.

## 4 New benchmark: PanoSent

Here we elaborate on the construction of the new dataset for multimodal conversational ABSA, as well as its key characteristics.

### 4.1 Dataset Construction

**Constructing via Human Annotation.** The corpus of dialogues is collected by crawling via publicly available APIs from various social media or forum platforms in different languages, such as Twitter, Facebook, Reddit, Weibo, Xiaohongshu, BeReal, and more. While the majority of these dialogues are text-based, some also include multimodal interactions. Then, we conduct a rigorous screening process (via both manual inspection and automated filters, e.g., keyword and Toxic-BERT detection<sup>1</sup>), to eliminate content (e.g., multimodal information) or instances that are harmful, private or unrelated to the dialogue. After obtaining a cleansed corpus, we commence the annotation of aspect-based sentiment sextuples. We stick to the SemEval guidelines [63] and customize the annotation manual to accommodate both subtasks of our benchmark. We recruit annotators, training them according to the manual. To guarantee reliability, each dialogue is annotated independently by at least three distinct annotators. After annotation, we calculate the Cohen’s Kappa score [12], achieving a score of **0.85**, which reflects the high quality of our annotated dataset. In instances with inconsistent annotations, linguists and native speakers will collaboratively determine the final annotation. For unresolved ambiguities, the instances will be dropped.

**Constructing via Auto-Synthesis.** We find the cost and workload in the above manual annotation process to be significantly high. The key issue is that real-world data sources that can provide a sufficient data volume meeting our task definition (to cover various modalities) are very rare. Hence, we consider automating data

synthesis to substantially expand the volume, with the basic idea of ‘*automatic synthesis + multimodal retrieval*’. We first leverage the powerful LLMs for synthesizing dialogues and sextuples. A considerable amount of existing related work [15, 57, 61] has already demonstrated that OpenAI’s GPT-4 can generate data of very high quality that almost perfectly matches the real distribution. Specifically, following the prior practices [15, 79], we prepare template prompts to guide GPT-4 to generate pseudo-dialogues, along with sextuple and flipping annotations. Besides, for a portion of dialogue utterances, we also instruct GPT-4 to create appropriate captions as the image, audio, and video placeholders, according to the contexts.

With the annotated dialogues, we now use the captions to retrieve the piece of information in the corresponding modality (image, audio or video) from the external multimodal databases, with only the top-10 retrieved candidates kept. Specifically, we consider multiple large-scale databases, including COCO [45], Flickr30k [84], AudioSet [25], WaveText5K [13], and WebVid [2], etc. Also we consider direct retrieval from the Google search engine, to ensure comprehensive coverage. For the associated multimodal contents, three annotators will assign a ranking score (1-10) to the 10 candidates, which are further ranked via their averaged scores, and the highest-scored one is elected as the determined multimodal information piece. Finally, each synthesized dialogue, the annotations of two subtasks, and the multimodal contents will be thoroughly examined by at least two workers. All the possibly problematic instances will be dropped. We also calculate the Cohen’s Kappa score across workers, achieving a score of **0.82**, ensuring a high consistency of the synthesized annotations.

### 4.2 Data Insights

We select a portion of the real data to serve as developing and testing sets, while the remainder of the real data and all the synthesized data are used as the training set. Ultimately, the ratio of the train/dev/test sets for each language is 8:1:1. Following we briefly summarize the key characteristics and highlights of our PanoSent dataset.

**Panoptic Fine-grained Sentiment Definition.** In contrast to existing ABSA datasets, such as TOWE [16], ASTE [62], and DiaASQ [37], PanoSent dataset encompasses the most comprehensive elements, featuring six key items for ABSA.

**Cognitive Causal Rationale.** We for the first time introduce the rationale element in ABSA, enhancing the definition by providing deeper insights into the motivations behind sentiments, allowing an interpretable sentiment understanding at a cognitive level.

**Dynamic Sentiment Flipping.** Going beyond the traditional ABSA benchmark, PanoSent pioneers the examination of sentiment flips, studying the dynamics nature of ABSA.

**Multi-scenario.** PanoSent takes the dialogue as the context backbone, covering 10 main real-life domains across over 100 sub-domains, ensuring an extensive diversity that supports research into sentiment analysis from various perspectives.

**Multimodality.** Beyond textual content (56%), PanoSent comprises three other modalities of information, including images (22%), audio (6%), video (4%), and mixed modalities (12%).

**Multilingualism.** PanoSent covers three mainstream languages, English (60%), Chinese (30%), and Spanish (10%), allowing a cross-lingual study of ABSA.

<sup>1</sup><https://github.com/unitaryai/detoxify>

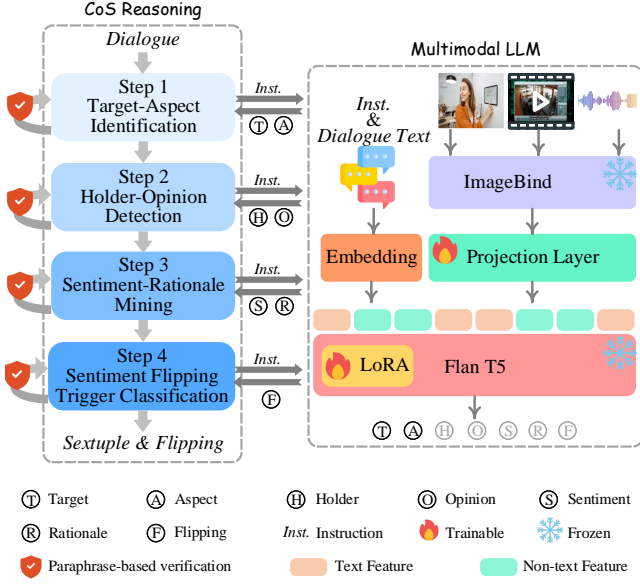


Figure 2: Schematic overview of our Sentica MLLM.

**Implicit ABSA.** Our dataset fully supports implicit ABSA, thereby elevating the challenges. While most of the sextuples are explicitly mentioned in the utterance text, 28% of the dialogues contain elements that need to be implicitly inferred from contexts or various modality information.

**High-quality and Large-scale.** Through careful manual annotation and cross-validation, we ensure the high quality of PanoSent. By employing automated synthesis, we significantly expand the scale of the dataset without compromising its quality, resulting in a total of 10,000 dialogue instances and 47,100 sextuples. The statistics are presented in Table 2.

## 5 Methodology

The two tasks in PanoSent encompass non-trivial challenges, e.g., complex conversational context understanding, multimodal feature extracting, and cognitive-level ABSA reasoning. To address these, we propose a comprehensive solution. Below, we detail the models proposed, the reasoning framework, the verification mechanism, and the learning approach.

### 5.1 Multimodal LLM Backbone

Currently, LLMs demonstrate remarkable capabilities in understanding language semantics. Correspondingly, MLLMs have been developed, exhibiting powerful abilities to comprehend multimodal data [39]. Building on the success of MLLMs, we consider leveraging them to help solve our task, where a thorough understanding of multimodal information is required. To this end, we develop a novel MLLM, *Sentica*, as presented in Figure 2. We adopt the Flan-T5 (XXL) [11] as the core LLM for semantics understanding and decision-making. For non-text inputs, we use multimodal models to encode signals into LLM-understandable representations. We use ImageBind as the unified encoder for all three non-text modalities due to its strong capabilities, followed by a linear layer that connects ImageBind [26] to the LLM for representation projection.

### 5.2 CoS Reasoning Framework

Resolving two tasks, Panorpic Sentiment Sextuple Extraction and Sentiment Flipping Analysis, is challenging, not only due to the complex task definitions but also the cognitive-level requirement on the causal rationale and trigger detection. Inspired by the recent Chain-of-Thought (CoT) reasoning paradigm [73], here we also consider a human-like process of sentiment understanding and propose a Chain-of-Sentiment (CoS) reasoning framework. Previous ABSA studies [18] reveal that various ABSA elements can play hierarchical roles in depicting the overall sentiment puzzle. For example, the opinion should be detected before determining the sentiment polarity; likewise, identifying the target and aspect has a higher priority over recognizing the opinion. Thus, our main idea is that we deconstruct the two subtasks into four progressive, chained reasoning steps, from simpler to more complex. Using the capability of *Sentica*, solving each step incrementally accumulates key clues and insights for the follow-up steps. Figure 2 also illustrates how the CoS reasoning works with *Sentica*.

**Step 1: Target-Aspect Identification.** Given input dialogue  $D$  possibly with multimodal signals and with specific instruction  $P_1$ , the initial step aims to prompt *Sentica* to identify all the possible **targets** and their specific **aspects** discussed within the dialogue, i.e.,  $\{(t_i, a_i)\}$ .

**Input Data:**  $D$

**Instruction:** Based on the multi-party dialogue and its accompanying multimodal data, please identify all possible targets and their specific aspects mentioned in the dialogue. Extract each target and aspect explicitly from the utterance text spans, or infer them implicitly via your understanding of the input data. Ensure each identified target is paired with its aspect(s), forming target-aspect pairs.

**Expected Output:**  $(\text{target}, \text{aspect})_1, (\text{target}, \text{aspect})_2, \dots$

This step can be formulated as:

$$\{(t_i, a_i)\} \leftarrow f_1(D|P_1). \quad (1)$$

**Step 2: Holder-Opinion Detection.** The second step is to detect the **holders**  $h_j$  and their specific **opinions**  $o_j$ , regarding the identified targets and aspects. We require *Sentica* to output a set of quadruples consisting of the holder, target, aspect, and opinion  $\{(h_j, t_i, a_i, o_j)\}$ . After this step, we construct holder-target-aspect-opinion quadruples, which lay the foundation for understanding the further sentiment.

**Input Data:**  $D, \{(t_i, a_i)\}$

**Instruction:** Based on the dialogue and each target-aspect pair identified previously, please identify the holder (the person who expresses an opinion, normally should be a speaker of certain dialogue utterance) and the opinion, both either directly extracted from the text or inferred from our understanding of the input data. Formulate your output into ‘holder-target-aspect-opinion’ quadruples, ensuring each element is clearly identified.

**Expected Output:**  $(\text{holder}, \text{target}, \text{aspect}, \text{opinion})_1, (\text{holder}, \text{target}, \text{aspect}, \text{opinion})_2, \dots$

This step is formulated as:

$$\{(h_j, t_i, a_i, o_j)\} \leftarrow f_2(D, \{(t_i, a_i)\}|P_2). \quad (2)$$

**Table 3: Main results of Subtask-I, Panoptic Sentiment Sextuple Extraction. ‘H/T/A/O/R/S’ represents Holder, Target, Aspect, Opinion, Rationale, and Sentiment, respectively. All the scores are averaged over five runs under different random seeds.**

	Model	PLM	Element-wise					Pair-wise				Sextuple		
			H	T	A	O	R	T-A	H-O	S-R	O-S	Micro	Iden.	
EN	M1	DiaASQ	mBERT Base	69.56	58.61	52.04	44.39	22.90	33.07	33.52	18.98	40.26	13.49	19.07
	M2	UGF	mT5-XXL	71.17	61.83	55.25	47.68	25.87	35.39	36.08	22.37	42.80	15.85	20.12
	M3	Unified-IO 2	Unified-IO 2 7B	75.82	65.81	59.50	51.57	29.03	39.41	40.36	26.16	47.03	18.95	22.03
	M4	NExT-GPT	Vicuna 7B	76.07	66.25	59.97	52.12	29.95	40.23	41.24	27.07	47.89	20.01	24.98
	M5	Sentica	Flan-T5-XXL	77.48	67.49	61.01	53.06	31.02	41.12	42.31	28.12	48.94	21.26	25.67
	M6	Sentica (+CoT)	Flan-T5-XXL	80.98	72.85	67.21	58.07	38.10	46.49	47.35	34.47	55.25	26.69	30.95
	M7	Sentica (+CoS)	Flan-T5-XXL	83.41	75.70	70.38	60.96	41.35	49.72	50.47	37.27	58.20	29.71	33.69
	M8	Sentica (+CoS+PpV)	Flan-T5-XXL	<b>84.30</b>	<b>76.51</b>	<b>71.16</b>	<b>62.47</b>	<b>43.23</b>	<b>51.09</b>	<b>52.20</b>	<b>39.50</b>	<b>60.25</b>	<b>32.18</b>	<b>35.72</b>
ZH	M9	DiaASQ	mBERT Base	66.02	55.07	50.66	40.21	18.19	29.33	30.90	16.15	37.89	11.05	16.25
	M10	UGF	mT5-XXL	67.81	57.86	53.72	43.15	21.17	31.71	33.49	18.63	39.88	13.70	17.09
	M11	Sentica	ChatGLM2 6B	74.19	64.20	58.45	49.39	28.04	38.02	38.16	24.61	45.70	18.57	22.86
	M12	Sentica (+CoT)	ChatGLM2 6B	77.76	68.82	64.21	54.43	34.70	42.87	43.23	30.69	51.58	23.64	27.88
	M13	Sentica (+CoS+PpV)	ChatGLM2 6B	<b>80.05</b>	<b>72.29</b>	<b>67.83</b>	<b>58.25</b>	<b>38.96</b>	<b>46.82</b>	<b>48.04</b>	<b>35.78</b>	<b>56.61</b>	<b>28.06</b>	<b>31.91</b>
SP	M14	DiaASQ	mBERT Base	63.72	53.80	46.33	36.59	17.02	26.89	29.61	14.52	35.13	8.23	13.68
	M15	UGF	mT5-XXL	65.14	55.69	49.17	39.57	19.89	29.44	31.02	16.03	37.06	11.11	14.92
	M16	Sentica	Vicuna 7B	71.61	62.02	55.83	47.02	25.73	35.77	35.83	22.17	43.04	15.97	20.12
	M17	Sentica (+CoT)	Vicuna 7B	74.89	66.34	61.83	51.94	32.51	40.26	40.88	28.07	48.84	21.16	25.40
	M18	Sentica (+CoS+PpV)	Vicuna 7B	<b>77.49</b>	<b>69.85</b>	<b>65.31</b>	<b>55.62</b>	<b>36.66</b>	<b>44.37</b>	<b>45.54</b>	<b>33.39</b>	<b>54.05</b>	<b>25.62</b>	<b>29.54</b>

**Step 3: Sentiment-Rationale Mining.** The third step then analyzes the **sentiment**  $s_k$  with each opinion and identifies the **rationale**  $r_l$ , based on the identified holder-target-aspect-opinion quadruples. We ask Sentica to output a set of sextuplets, by further adding sentiment and rationale to the previous quadruples to form  $\{(h_j, t_i, a_i, o_j, s_k, r_l)\}$ .

**Input Data:**  $D, \{(h_j, t_i, a_i, o_j)\}$

**Instruction:** Based on the dialogue and each holder-target-aspect-opinion quadruple identified previously, please identify the sentiment polarity associated with the opinion and analyze the causal rationale behind it. The sentiment polarity should be classified as ‘positive’, ‘neutral’, or ‘negative’. The rationale should be extracted explicitly from the text, or inferred implicitly via your understanding of the input data. Formulate your output into ‘holder-target-aspect-opinion-sentiment-rationale’ sextuples, ensuring sentiment polarity is clearly analyzed and the other five elements are clearly identified.

**Expected Output:** (holder, target, aspect, opinion, sentiment, rationale)<sub>1, ...</sub>

We denote this step as:

$$\{(h_j, t_i, a_i, o_j, s_k, r_l)\} \leftarrow f_3(D, \{(h_j, t_i, a_i, o_j)\} | P_3). \quad (3)$$

**Step 4: Sentiment Flipping Trigger Classification.** With all the sextuples detected, the final step of discerning sentiment flipping would be much effortless. Specifically, we prompt Sentica to first summarize any changes (i.e., from an **initial sentiment** ( $\zeta_k$ ) to a **flipped sentiment** ( $\phi_k$ )) in sentiment of same *holder-target-aspect*, and then classify the **trigger** ( $\tau_m$ ) label for each sentiment flip.

The output is a set of sextuplets:  $\{(h_j, t_i, a_i, \zeta_k, \phi_k, \tau_m)\}$ .

**Input Data:**  $D, \{(h_j, t_i, a_i, o_j, s_k, r_l)\}$

**Instruction:** Based on the dialogue and each holder-target-aspect-opinion-sentiment-rationale sextuple, please identify instances where a sentiment flip occurs for the same holder regarding the specific target-aspect pair. Determine the trigger type for these flips from the predefined categories: *introduction of new information, logical argumentation, participant feedback and interaction, personal experience and self-reflection*. Formulate your output to include the holder, target, aspect, initial sentiment, flipped sentiment, and the trigger type, or state “None” if no flips are identified.

**Expected Output:** (holder, target, aspect, initial sentiment, flipped sentiment, trigger type)<sub>1, ...</sub>; or “None”

This step can be marked as:

$$\left\{ \begin{array}{ll} \text{NONE,} & \text{if no flip} \\ (h, t, a, \zeta, \phi, \tau), & \text{if flip} \end{array} \right\} \leftarrow f_4(D, \{(h_j, t_i, a_i, o_j, s_k, r_l)\} | P_4). \quad (4)$$

### 5.3 Paraphrase-based Verification

Given that we designed the entire two-task solution as a step-wise process, a potential issue is that CoS could lead to error accumulation. For example, an error in the first step could directly impact the outcome of all subsequent steps. Therefore, it’s crucial to perform verification at every reasoning step. Existing work has verified that compared to structured data, LLMs excel more in understanding natural language [36, 70]. This implies that having LLMs directly check the correctness of each obtained  $k$ -tuple is sub-optimal. A more intuitive approach is to first convert the structured  $k$ -tuples into natural language expressions through paraphrasing, effectively creating a claim that conveys the same meaning in a different format. Then, let the LLM check whether this claim is in an entailment or contradiction relationship [34, 66] with the given dialogue context and information. We refer to this as a *Paraphrase-based Verification* (PpV) mechanism. If the relationship is one of entailment, the verification is successful, and the process moves on to the next reasoning step. If it’s a contradiction, the current step is rerun until a reasonable result is yielded. This process not only ensures that each reasoning step is built on verified information but also enhances the overall robustness of sentiment analysis, effectively mitigating the negative impact of hallucinations [31, 65] inherent in LLMs.

### 5.4 Instruction Tuning

To empower Sentica with the reasoning capabilities of the CoS framework, we conduct instruction tuning, entailing a three-phase training process. In the first stage, we enable the LLM to understand multimodal representations bound to images, audios and videos. We consider training directly on existing ‘text-X’ pair datasets (where ‘X’ refers to image, audio, or video), i.e., inputting ‘X’ and having the LLM output the corresponding caption text.

**Table 4: Results of the Subtask-II, Sentiment Flipping Analysis.**

Model		EN			ZH			SP		
		Flip	Trig	Flip-Trig	Flip	Trig	Flip-Trig	Flip	Trig	Flip-Trig
M1	NEXT-GPT	60.27	63.43	55.80	/	/	/	51.32	55.52	46.02
M2	Sentica	63.71	66.26	58.49	58.83	62.50	52.57	55.37	59.61	50.98
M3	Sentica (+CoT)	65.53	69.30	61.99	61.79	65.70	58.04	58.31	62.57	55.28
M4	Sentica (+CoS)	69.89	73.25	66.06	65.91	69.67	62.35	62.24	66.66	59.40
M5	Sentica (+CoS+PpV)	<b>72.57</b>	<b>76.18</b>	<b>69.39</b>	<b>68.68</b>	<b>72.41</b>	<b>65.46</b>	<b>65.75</b>	<b>69.45</b>	<b>62.52</b>

In the second stage, we aim for the LLM to smoothly and accurately execute the sextuple extraction process. We consider using the PanoSent train set as supervised data, wrapping the corresponding instructions to obtain instruction fine-tuning data. Then, we train the model on the data to master the response mode for the corresponding inputs and outputs. The third stage teaches Sentica the PpV pattern. Based on the previous instructions, we construct correct verification pairs with an entailment relation. Meanwhile, by arbitrarily altering elements of the  $k$ -tuple, we create contradictory relations in paraphrases as counterexamples, on which we fine-tune Sentica.

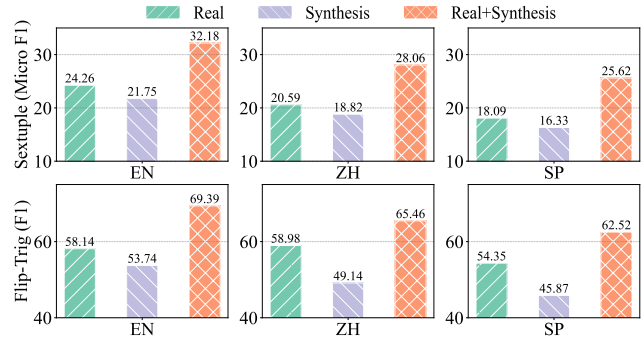
## 6 Experiments

### 6.1 Settings

**Evaluations.** For Task-I, we follow DiaASQ [37], considering evaluation under three dimensions: 1) element-wise detection; 2) pair-wise extraction; 3) overall sextuple extraction. For the explicit elements, we use the *exact match* F1 metric. For the implicit elements, we use the *binary match* F1, where we use GPT-4 to evaluate if the gold element is semantically identical to the prediction (1 if yes, otherwise 0). Since a correct rationale element may not need to strictly match gold term boundaries (i.e., only coinciding with the critical part), we take the *proportional match* F1 for its evaluation. For the compound evaluation, a pair or overall sextuple is correct only when all elements are correct. Here, the score for rationale above 0.5 is deemed a correct prediction. For sextuple extraction, *micro F1* evaluates the entire sextuple, while *identification F1* measures the sextuple without sentiment polarity. For subtask-II, we mainly measure three targets: 1) if both Initial Sentiment & Flipped Sentiment (Flip) are correct, 2) if the flipping trigger’s category (Trig) is correct, and 3) if both Flip-Trig is correct simultaneously. For (1) and (3), we use *exact match F1*; for (2), we adopt *macro F1*.

**Baselines.** Since no prior research or methods can be directly adopted here for comparisons, we consider maintaining several baselines via our implementations. We first retrofit the UGF [81] and DiaASQ [37] so that they can execute the multimodal sextuple extraction tasks, where the small-size LMs are used, e.g., Multilingual BERT (Base) [14] and mT5 (XXL) [80]. We also consider existing MLLMs (supporting T/A/I/V) for comparisons, including Unified-IO 2 [49] and NExT-GPT [76]. All systems are fine-tuned using the PanoSent training set for fairness.

**Implementations.** Given the varying capabilities of different LLMs across languages, we use Flan-T5 (XXL) for English data, ChatGLM2 6B for Chinese data, and Vicuna 7B for Spanish data. Our Sentica is tuned via LoRA [28], allowing for the least parameter updating. The experiments were conducted on hardware with 8\*A100 GPUs,

**Figure 3: Performance with different data sources.**

each boasting 80GB of memory. To ensure the reliability and reproducibility of our results, we tune the system on a developing set and used five different random seeds, selecting our experimental outcomes based on the average scores from five runs.

### 6.2 Main Results

#### Performances on Panoptic Sentiment Sextuple Extraction.

Table 3 compares the performances of different methods on Subtask-I, where we can gain the following observations. First, due to the presence of many implicit elements in our data, the performance of extraction-based baselines (such as DiaASQ and UGF) can be inferior. The generative nature of LLM-based methods, however, effectively addresses this, resulting in overall better performance. Comparing the performance of Sentica with Unified-IO 2 and NExT-GPT (M3&4 vs. M5), we see that our method performs better. Sentica, when equipped with the CoS framework, shows significant improvement over the direct prompting paradigm (M7 vs. M5). Moreover, comparing M6 and M7 shows a clear advantage of our proposed CoS reasoning framework over the vanilla CoT method.

Most importantly, when Sentica combines both the CoS and PpV mechanisms, the complete system (M8) exhibits the strongest global performance. As seen, across different task evaluation granularities and languages, our system achieves the best scores. In both ZH and SP languages, our system also demonstrates a significant superiority over the Sentica CoT-based variant. Finally, we can observe task evaluation from different perspectives. For different elements, the identification of the holder and target is more accurate, while the determination of rationale is more challenging. Similarly, the recognition of sentiment-rationale pairs is also more difficult. The overall identification of sextuples poses the greatest challenge, providing a challenging benchmark for follow-up research.

**Results on Sentiment Flipping Analysis.** For Task 2, we present the overall results in Table 4. Similar trends to those observed in

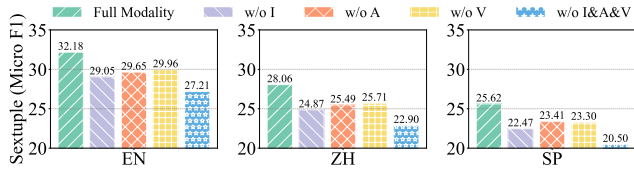


Figure 4: Evaluation of the contribution of each modality.

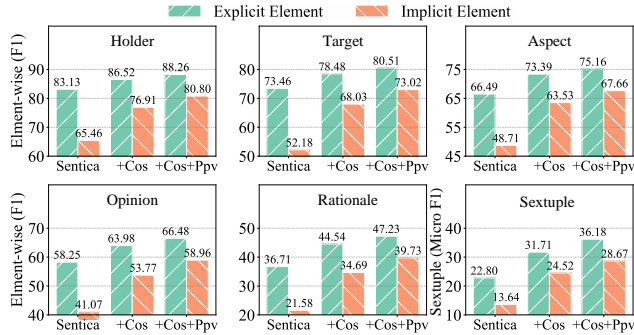


Figure 5: Analysis of Explicit and Implicit Elements.

Table 3 are evident. For instance, our Sentica, on the same backbone LLM, outperforms NEX-T-GPT. Additionally, the CoS reasoning approach, compared to direct prompting or the CoT technique, significantly enhances the accuracy of sentiment flipping identification across all languages. Moreover, our complete system (i.e., Sentica+CoS+Ppv) demonstrates the best performance. The main results and observations from the above two subtasks evidently demonstrate the effectiveness of our proposed methods.

### 6.3 Analysis and Discussion

We take one step over the overall performance, further delving into the analyses of the proposed data and methods.

**Q1: Is It Necessary to Construct Synthetic Data?** In the above experiments, we train the model by combining real data with synthetic data. Therefore, we plan to train the model using these two types of data separately and compare the performance. The results for the two subtasks under different languages are shown in Figure 3. Overall, it is observable that training on real-life data yields better results compared to training on synthetic datasets, even though the latter are more plentiful. This is because real data possess a more authentic distribution of information, enabling the model to learn a richer set of features. Moreover, our test set is also sampled from real data. Most importantly, we discover that once synthetic data is used as an additional supplement to substantially expand the quantity of real data, it can significantly enhance the final performance, consistently. This proves the necessity to construct synthetic data.

**Q2: How Significant Is the Role of Multimodal Information?** Although multimodal information has been utilized in existing multimodal sentiment analysis research [35, 54], it is mostly treated as supplementary to textual information for aiding in the determination of sentiment polarity. In this work, the role of multimodal information is comprehensive and all-encompassing. It not only assists in determining sentiment polarity but also serves as a direct source of information for judging the sextuple elements (i.e., in an implicit manner). We demonstrate the impact of removing

Table 5: Comparison of different verification mechanisms.

	Task F1		Human Acc.
	Sextuple	Flip-Trig	Entail Detect.
PpV (paraphrase via template)	32.18	69.39	88.15
PpV (paraphrase via LLM)	30.83	67.60	73.62
dir. verify	30.26	67.04	/
w/o verify	29.71	66.06	/

multimodal information from the test set on the performance of the sextuple extraction task in Figure 4. As seen, removing any type of modal signal results in a downgrade in performance, with the information from images being the most crucial. Removing all non-text modalities has the most significant impact.

**Q3: How Are Performance for Explicit and Implicit Elements Individually?** We define the sextuple extraction wherein elements can either be explicitly derived from text or implicitly inferred from contexts or various modalities. While the overall results previously presented combine the performance of both explicit and implicit elements, here we aim to showcase the specific performance of various elements individually. As presented in Figure 5, the performance of implicit elements is consistently lower than that of explicit elements. This indicates that recognizing implicit elements is much more challenging. This phenomenon aligns with reality; because, compared to extracting explicit text, identifying implicit elements requires a comprehensive understanding of the context’s semantics before inferring the corresponding elements.

**Q4: Is the PpV Mechanism Reasonable?** Lastly, we verify the rationality of the proposed PpV mechanism. We adopt a template-based approach for paraphrasing  $k$ -tuples, then check whether the semantics of the structured data coincide with the given context of dialogue. In Table 5, we present some evaluations. We explore the task performance under different mechanisms, including paraphrasing via LLM, direct verification without paraphrasing, and without any verification. It is evident that the PpV mechanism outperforms both direct verification and no verification. Furthermore, for PpV, we conduct entailment detection between the obtained paraphrases and the dialogue context through human evaluation and then report the accuracy. We see that using fixed templates for paraphrasing is more reliable than utilizing LLMs to paraphrase structured tuples.

## 7 Conclusion

This paper introduces a novel multimodal conversational ABSA, where the Panoptic Sentiment Sextuple Extraction (including holder, target, aspect, opinion, sentiment, and rationale) and the Sentiment Flipping Analysis tasks are proposed, providing a comprehensive and panoptic definition of sentiment analysis that aligns with the complexity of human-level emotional expression and cognition. We benchmark the novel settings with PanoSent, a large-scale high-quality dataset annotated both manually and automatically, featuring conversational contexts, multimodality, multilingualism, and multi-scenarios. We then benchmark the tasks with an effective Chain-of-Sentiment reasoning framework, together with a novel MLLM (namely Sentica) and a paraphrase-based verification mechanism, serving as a strong baseline for subsequent research.



## Acknowledgments

This work is supported by the Ministry of Education, Singapore, under its MOE AcRF TIER 3 Grant (MOE-MOET32022-0001).

## References

- [1] Josh Achiam, Steven Adler, Sandhini Agarwal, Lama Ahmad, Ilge Akkaya, Florencia Leoni Aleman, Diogo Almeida, Janko Altmenschmidt, Sam Altman, Shyamal Anadkat, et al. 2023. Gpt-4 technical report. *arXiv preprint arXiv:2303.08774* (2023).
- [2] Max Bain, Arsha Nagrani, Gül Varol, and Andrew Zisserman. 2021. Frozen in time: A joint video and image encoder for end-to-end retrieval. In *Proceedings of the ICCV*. 1728–1738.
- [3] Marouane Birjali, Mohammed Kasri, and Abderrahim Beni-Hssane. 2021. A comprehensive survey on sentiment analysis: Approaches, challenges and trends. *Knowledge-Based Systems* 226 (2021), 107134.
- [4] John Blitzer, Mark Dredze, and Fernando Pereira. 2007. Biographies, Bollywood, Boom-boxes and Blenders: Domain Adaptation for Sentiment Classification. In *Proceedings of the ACL*. 440–447.
- [5] Carlos Busso, Murtaza Bulut, Chi-Chun Lee, Abe Kazemzadeh, Emily Mower, Samuel Kim, Jeannette N Chang, Sungbok Lee, and Shrikanth S Narayanan. 2008. IEMOCAP: Interactive emotional dyadic motion capture database. *Language resources and evaluation* 42 (2008), 335–359.
- [6] Hongjie Cai, Rui Xia, and Jianfei Yu. 2021. Aspect-Category-Opinion-Sentiment Quadruple Extraction with Implicit Aspects and Opinions. In *Proceedings of the ACL*. 340–350.
- [7] Erik Cambria, Xulang Zhang, Rui Mao, Melvin Chen, and Kenneth Kwok. 2024. SenticNet 8: Fusing emotion AI and commonsense AI for interpretable, trustworthy, and explainable affective computing. In *Proceedings of the HCL*.
- [8] Koyel Chakraborty, Siddhartha Bhattacharyya, and Rajib Bag. 2020. A survey of sentiment analysis from social media data. *IEEE Transactions on Computational Social Systems* 7, 2 (2020), 450–464.
- [9] Shaowei Chen, Jie Liu, Yu Wang, Wenzheng Zhang, and Ziming Chi. [n. d.]. Synchronous Double-channel Recurrent Network for Aspect-Opinion Pair Extraction. In *Proceedings of the ACL*. 6515–6524.
- [10] Zhexue Chen, Hong Huang, Bang Liu, Xuanhua Shi, and Hai Jin. 2021. Semantic and Syntactic Enhanced Aspect Sentiment Triplet Extraction. In *Findings of the ACL*. 1474–1483.
- [11] Hyung Won Chung, Le Hou, Shayne Longpre, Barret Zoph, Yi Tay, William Fedus, Yunxuan Li, Xuezhi Wang, Mostafa Dehghani, Siddhartha Brahma, et al. 2022. Scaling instruction-finetuned language models. *arXiv preprint arXiv:2210.11416* (2022).
- [12] Jacob Cohen. 1960. A coefficient of agreement for nominal scales. *Educational and psychological measurement* 20, 1 (1960), 37–46.
- [13] Soham Deshmukh, Benjamin Elizalde, and Huaming Wang. 2022. Audio retrieval with wavtext5k and clap training. *arXiv preprint arXiv:2209.14275* (2022).
- [14] Jacob Devlin, Ming-Wei Chang, Kenton Lee, and Kristina Toutanova. 2018. Bert: Pre-training of deep bidirectional transformers for language understanding. *arXiv preprint arXiv:1810.04805* (2018).
- [15] Ning Ding, Yulin Chen, Bokai Xu, Yujia Qin, Zhi Zheng, Shengding Hu, Zhiyuan Liu, Maosong Sun, and Bowen Zhou. 2023. Enhancing chat language models by scaling high-quality instructional conversations. *arXiv preprint arXiv:2305.14233* (2023).
- [16] Zhifang Fan, Zhen Wu, Xin-Yu Dai, Shujian Huang, and Jiajun Chen. 2019. Target-oriented Opinion Words Extraction with Target-fused Neural Sequence Labeling. In *Proceedings of the ACL*. 2509–2518.
- [17] Hao Fei, Bobo Li, Qian Liu, Lidong Bing, Fei Li, and Tat-Seng Chua. 2023. Reasoning implicit sentiment with chain-of-thought prompting. *arXiv preprint arXiv:2305.11255* (2023).
- [18] Hao Fei, Fei Li, Chenliang Li, Shengqiong Wu, Jingye Li, and Donghong Ji. 2022. Inheriting the Wisdom of Predecessors: A Multiplex Cascade Framework for Unified Aspect-based Sentiment Analysis. In *IJCAI*. 4121–4128.
- [19] Hao Fei, Qian Liu, Meishan Zhang, Min Zhang, and Tat-Seng Chua. 2023. Scene Graph as Pivoting: Inference-time Image-free Unsupervised Multimodal Machine Translation with Visual Scene Hallucination. In *Proceedings of the 61st Annual Meeting of the Association for Computational Linguistics (Volume 1: Long Papers)*. 5980–5994.
- [20] Hao Fei, Shengqiong Wu, Wei Ji, Hanwang Zhang, and Tat-Seng Chua. 2024. Dysen-VDM: Empowering Dynamics-aware Text-to-Video Diffusion with LLMs. In *Proceedings of the IEEE/CVF Conference on Computer Vision and Pattern Recognition*. 7641–7653.
- [21] Hao Fei, Shengqiong Wu, Yafeng Ren, and Meishan Zhang. 2022. Matching structure for dual learning. In *Proceedings of the International Conference on Machine Learning*. 6373–6391.
- [22] Hao Fei, Shengqiong Wu, Hanwang Zhang, Tat-Seng Chua, and Shuicheng Yan. 2024. VITRON: A Unified Pixel-level Vision LLM for Understanding, Generating, Segmenting, Editing. (2024).
- [23] Hao Fei, Shengqiong Wu, Meishan Zhang, Min Zhang, Tat-Seng Chua, and Shuicheng Yan. 2024. Enhancing video-language representations with structural spatio-temporal alignment. *IEEE Transactions on Pattern Analysis and Machine Intelligence* (2024).
- [24] Hao Fei, Han Zhang, Bin Wang, Lizi Liao, Qian Liu, and Erik Cambria. 2024. EmpathyEar: An Open-source Avatar Multimodal Empathetic Chatbot. *arXiv preprint arXiv:2406.15177* (2024).
- [25] Jort F Gemmeke, Daniel PW Ellis, Dylan Freedman, Aren Jansen, Wade Lawrence, R Channing Moore, Manoj Plakal, and Marvin Ritter. 2017. Audio set: An ontology and human-labeled dataset for audio events. In *IEEE ICASSP*. IEEE, 776–780.
- [26] Rohit Girdhar, Alaaeldin El-Nouby, Zhuang Liu, Mannat Singh, Kalyan Vasudev Alwala, Armand Joulin, and Ishan Misra. 2023. Imagebind: One embedding space to bind them all. In *Proceedings of the CVPR*. 15180–15190.
- [27] Dou Hu, Xiaolong Hou, Lingwei Wei, Lianxin Jiang, and Yang Mo. 2022. MM-DFN: Multimodal dynamic fusion network for emotion recognition in conversations. In *Proceedings of ICASSP*. 7037–7041.
- [28] Edward J Hu, Yelong Shen, Phillip Wallis, Zeyuan Allen-Zhu, Yuanzhi Li, Shean Wang, Lu Wang, and Weizhu Chen. 2021. Lora: Low-rank adaptation of large language models. *arXiv preprint arXiv:2106.09685* (2021).
- [29] Guimin Hu, Ting-En Lin, Yi Zhao, Guangming Lu, Yuchuan Wu, and Yongbin Li. 2022. UniMSE: Towards Unified Multimodal Sentiment Analysis and Emotion Recognition. In *Proceedings of the EMNLP*. 7837–7851.
- [30] Jingwen Hu, Yuchen Liu, Jiming Zhou, and Qin Jin. 2021. Mmgen: Multimodal fusion via deep graph convolution network for emotion recognition in conversation. *arXiv preprint arXiv:2107.06779* (2021).
- [31] Lei Huang, Weijiang Yu, Weitao Ma, Weihong Zhong, Zhangyin Feng, Haotian Wang, Qianglong Chen, Weihua Peng, Xiaocheng Feng, Bing Qin, et al. 2023. A survey on hallucination in large language models: Principles, taxonomy, challenges, and open questions. *arXiv preprint arXiv:2311.05232* (2023).
- [32] Jiayi Ji, Yiwei Ma, Xiaoshuai Sun, Yiyi Zhou, Yongjian Wu, and Rongrong Ji. 2022. Knowing what to learn: a metric-oriented focal mechanism for image captioning. *IEEE Transactions on Image Processing* 31 (2022), 4321–4335.
- [33] Long Jiang, Mo Yu, Ming Zhou, Xiaohua Liu, and Tiejun Zhao. 2011. Target-dependent Twitter Sentiment Classification. In *Proceedings of the ACL*. 151–160.
- [34] Ryo Kamoi, Tanya Goyal, Juan Diego Rodriguez, and Greg Durrett. 2023. Wice: Real-world entailment for claims in wikipedia. *arXiv preprint arXiv:2303.01432* (2023).
- [35] Songming Lai, Xifeng Hu, Yulong Li, Zhaoxia Ren, Zhi Liu, and Danmin Miao. 2023. Shared and private information learning in multimodal sentiment analysis with deep modal alignment and self-supervised multi-task learning. *arXiv preprint arXiv:2305.08473* (2023).
- [36] Younghun Lee, Sungchul Kim, Tong Yu, Ryan A Rossi, and Xiang Chen. 2024. Learning to Reduce: Optimal Representations of Structured Data in Prompting Large Language Models. *arXiv preprint arXiv:2402.14195* (2024).
- [37] Bobo Li, Hao Fei, Fei Li, Yuhang Wu, Jinsong Zhang, Shengqiong Wu, Jingye Li, Yijiang Liu, Lizi Liao, Tat-Seng Chua, and Donghong Ji. 2023. DiaASQ: A Benchmark of Conversational Aspect-based Sentiment Quadruple Analysis. In *Findings of the ACL*. 13449–13467.
- [38] Bobo Li, Hao Fei, Lizi Liao, Yu Zhao, Chong Teng, Tat-Seng Chua, Donghong Ji, and Fei Li. 2023. Revisiting disentanglement and fusion on modality and context in conversational multimodal emotion recognition. In *Proceedings of the 31st ACM International Conference on Multimedia*. 5923–5934.
- [39] Bo Li, Yuanhan Zhang, Liangyu Chen, Jinghao Wang, Fanyi Pu, Jingkang Yang, Chunyuan Li, and Ziwei Liu. 2023. Mimic-it: Multi-modal in-context instruction tuning. *arXiv preprint arXiv:2306.05425* (2023).
- [40] Juncheng Li, Xin He, Longhui Wei, Long Qian, Linchao Zhu, Lingxi Xie, Yueting Zhuang, Qi Tian, and Siliang Tang. 2022. Fine-grained semantically aligned vision-language pre-training. *Advances in neural information processing systems* 35 (2022), 7290–7303.
- [41] KunChang Li, Yanan He, Yi Wang, Yizhuo Li, Wenhai Wang, Ping Luo, Yali Wang, Limin Wang, and Yu Qiao. 2023. Videochat: Chat-centric video understanding. *arXiv preprint arXiv:2305.06355* (2023).
- [42] Ziming Li, Yan Zhou, Yaxin Liu, Fuqing Zhu, Chuanpeng Yang, and Songlin Hu. 2023. QAP: A Quantum-Inspired Adaptive-Priority-Learning Model for Multimodal Emotion Recognition. In *Findings of the ACL*. 12191–12204.
- [43] Zheng Lian, Licai Sun, Haiyang Sun, Kang Chen, Zhuofan Wen, Hao Gu, Shun Chen, Bin Liu, and Jianhua Tao. 2023. Gpt-4v with emotion: A zero-shot benchmark for multimodal emotion understanding. *arXiv preprint arXiv:2312.04293* (2023).
- [44] Bin Liang, Hang Su, Lin Gui, Erik Cambria, and Ruifeng Xu. 2022. Aspect-based sentiment analysis via affective knowledge enhanced graph convolutional networks. *Knowledge-Based Systems* (2022), 107643.
- [45] Tsung-Yi Lin, Michael Maire, Serge Belongie, James Hays, Pietro Perona, Deva Ramanan, Piotr Dollár, and C Lawrence Zitnick. 2014. Microsoft coco: Common objects in context. In *Proceeding of the ECCV*. 740–755.
- [46] Yan Ling, Jianfei Yu, and Rui Xia. 2022. Vision-Language Pre-Training for Multimodal Aspect-Based Sentiment Analysis. In *Proceedings of the ACL*. 2149–2159.

- [47] Haotian Liu, Chunyuan Li, Qingyang Wu, and Yong Jae Lee. 2024. Visual instruction tuning. *Advances in neural information processing systems* 36 (2024).
- [48] Pengfei Liu, Shafiq Joty, and Helen Meng. 2015. Fine-grained Opinion Mining with Recurrent Neural Networks and Word Embeddings. In *Proceedings of the EMNLP*. 1433–1443.
- [49] Jiasen Lu, Christopher Clark, Sangho Lee, Zichen Zhang, Savya Khosla, Ryan Marten, Derek Hoiem, and Aniruddha Kembhavi. 2023. Unified-io 2: Scaling autoregressive multimodal models with vision, language, audio, and action. *arXiv preprint arXiv:2312.17172* (2023).
- [50] Meng Luo, Han Zhang, Shengqiong Wu, Bobo Li, Hong Han, and Hao Fei. 2024. NUS-Emo at SemEval-2024 Task 3: Instruction-Tuning LLM for Multimodal Emotion-Cause Analysis in Conversations. In *Proceedings of the 18th International Workshop on Semantic Evaluation (SemEval-2024)*. 1599–1606.
- [51] Jing Ma, Wei Gao, and Kam-Fai Wong. 2017. Detect Rumors in Microblog Posts Using Propagation Structure via Kernel Learning. In *Proceedings of the ACL*. 708–717.
- [52] Navonil Majumder, Devamanyu Hazarika, Alexander Gelbukh, Erik Cambria, and Soujanya Poria. 2018. Multimodal sentiment analysis using hierarchical fusion with context modeling. *Knowledge-based systems* 161 (2018), 124–133.
- [53] Yue Mao, Yi Shen, Chao Yu, and Longjun Cai. 2021. A joint training dual-mrc framework for aspect based sentiment analysis. In *Proceedings of the AAAI*. 13543–13551.
- [54] Edison Marrese-Taylor, Cristian Rodriguez, Jorge Balazs, Stephen Gould, and Yutaka Matsuo. 2020. A Multi-modal Approach to Fine-grained Opinion Mining on Video Reviews. In *Proceedings of the ACL*. 8–18.
- [55] Walaa Medhat, Ahmed Hassan, and Hoda Korashy. 2014. Sentiment analysis algorithms and applications: A survey. *Ain Shams engineering journal* 5, 4 (2014), 1093–1113.
- [56] Pooja Mehta and Sharnil Pandya. 2020. A review on sentiment analysis methodologies, practices and applications. *International Journal of Scientific and Technology Research* 9, 2 (2020), 601–609.
- [57] Subhabrata Mukherjee, Arindam Mitra, Ganesh Jawahar, Sahaj Agarwal, Hamid Palangi, and Ahmed Awadallah. 2023. Orca: Progressive learning from complex explanation traces of gpt-4. *arXiv preprint arXiv:2306.02707* (2023).
- [58] Pansy Nandwani and Rupali Verma. 2021. A review on sentiment analysis and emotion detection from text. *Social network analysis and mining* 11, 1 (2021), 81.
- [59] Tetsuya Nasukawa and Jeonghee Yi. 2003. Sentiment analysis: Capturing favorability using natural language processing. In *Proceedings of the K-CAP*. 70–77.
- [60] Ambreen Nazir, Yuan Rao, Lianwei Wu, and Ling Sun. 2020. Issues and challenges of aspect-based sentiment analysis: A comprehensive survey. *IEEE Transactions on Affective Computing* 13, 2 (2020), 845–863.
- [61] Baolin Peng, Chunyuan Li, Pengcheng He, Michel Galley, and Jianfeng Gao. 2023. Instruction tuning with gpt-4. *arXiv preprint arXiv:2304.03277* (2023).
- [62] Haiyun Peng, Lu Xu, Lidong Bing, Fei Huang, Wei Lu, and Luo Si. 2020. Knowing what, how and why: A near complete solution for aspect-based sentiment analysis. In *Proceedings of the AAAI*. 8600–8607.
- [63] Maria Pontiki, Dimitris Galanis, John Pavlopoulos, Harris Papageorgiou, Ion Androutsopoulos, and Suresh Manandhar. 2014. SemEval-2014 Task 4: Aspect Based Sentiment Analysis. In *Proceedings of the SemEval*. 27–35.
- [64] Soujanya Poria, Devamanyu Hazarika, Navonil Majumder, Gautam Naik, Erik Cambria, and Rada Mihalcea. 2019. MELD: A Multimodal Multi-Party Dataset for Emotion Recognition in Conversations. In *Proceedings of the ACL*. 527–536.
- [65] Yusu Qian, Haotian Zhang, Yinfei Yang, and Zhe Gan. 2024. How Easy is It to Fool Your Multimodal LLMs? An Empirical Analysis on Deceptive Prompts. *arXiv preprint arXiv:2402.13220* (2024).
- [66] Soumya Sanyal, Tianyi Xiao, Jiacheng Liu, Wenya Wang, and Xiang Ren. 2024. Minds versus Machines: Rethinking Entailment Verification with Language Models. *arXiv preprint arXiv:2402.03686* (2024).
- [67] Kim Schouten and Flavius Frasincar. 2015. Survey on aspect-level sentiment analysis. *IEEE transactions on knowledge and data engineering* 28, 3 (2015), 813–830.
- [68] Tao Shi and Shao-Lun Huang. 2023. MultiEMO: An Attention-Based Correlation-Aware Multimodal Fusion Framework for Emotion Recognition in Conversations. In *Proceedings of the ACL*. 14752–14766.
- [69] Mohammad Soleymani, David Garcia, Brendan Jou, Björn Schuller, Shih-Fu Chang, and Maja Pantic. 2017. A survey of multimodal sentiment analysis. *Image and Vision Computing* 65 (2017), 3–14.
- [70] Chuanyuan Tan, Yuehe Chen, Wenbiao Shao, and Wenliang Chen. 2023. Make a choice! knowledge base question answering with in-context learning. *arXiv preprint arXiv:2305.13972* (2023).
- [71] Duyu Tang, Bing Qin, and Ting Liu. 2015. Document Modeling with Gated Recurrent Neural Network for Sentiment Classification. In *Proceedings of the EMNLP*. 1422–1432.
- [72] Peter D Turney. 2002. Thumbs up or thumbs down? Semantic orientation applied to unsupervised classification of reviews. *arXiv preprint cs/0212032* (2002).
- [73] Jason Wei, Xuezhi Wang, Dale Schuurmans, Maarten Bosma, Fei Xia, Ed Chi, Quoc V Le, Denny Zhou, et al. 2022. Chain-of-thought prompting elicits reasoning in large language models. *Advances in neural information processing systems* 35 (2022), 24824–24837.
- [74] Shengqiong Wu, Hao Fei, Yixin Cao, Lidong Bing, and Tat-Seng Chua. 2023. Information Screening whilst Exploiting! Multimodal Relation Extraction with Feature Denoising and Multimodal Topic Modeling. In *Proceedings of the 61st Annual Meeting of the Association for Computational Linguistics (Volume 1: Long Papers)*. 14734–14751.
- [75] Shengqiong Wu, Hao Fei, Xiangtai Li, Jiayi Ji, Hanwang Zhang, Tat-Seng Chua, and Shuicheng Yan. 2024. Towards Semantic Equivalence of Tokenization in Multimodal LLM. *arXiv preprint arXiv:2406.05127* (2024).
- [76] Shengqiong Wu, Hao Fei, Leigang Qu, Wei Ji, and Tat-Seng Chua. 2024. NEX-T-GPT: Any-to-Any Multimodal LLM. In *Proceedings of the International Conference on Machine Learning*.
- [77] Shengqiong Wu, Hao Fei, Hanwang Zhang, and Tat-Seng Chua. 2023. Imagine that! abstract-to-intricate text-to-image synthesis with scene graph hallucination diffusion. In *Proceedings of the 37th International Conference on Neural Information Processing Systems*. 79240–79259.
- [78] Zhen Wu, Chengcan Ying, Fei Zhao, Zhifang Fan, Xinyu Dai, and Rui Xia. 2020. Grid Tagging Scheme for Aspect-oriented Fine-grained Opinion Extraction. In *Findings of the ACL*. 2576–2585.
- [79] Can Xu, Qingfeng Sun, Kai Zheng, Xiubo Geng, Pu Zhao, Jiazhan Feng, Chongyang Tao, and Daxin Jiang. 2023. WizardLM: Empowering large language models to follow complex instructions. *arXiv preprint arXiv:2304.12244* (2023).
- [80] Linting Xue, Noah Constant, Adam Roberts, Mihir Kale, Rami Al-Rfou, Aditya Siddhant, Aditya Barua, and Colin Raffel. 2020. mT5: A massively multilingual pre-trained text-to-text transformer. *arXiv preprint arXiv:2010.11934* (2020).
- [81] Hang Yan, Junqi Dai, Tuo Ji, Xipeng Qiu, and Zheng Zhang. 2021. A Unified Generative Framework for Aspect-based Sentiment Analysis. In *Proceedings of the ACL*. 2416–2429.
- [82] Jiuding Yang, Yakun Yu, Di Niu, Weidong Guo, and Yu Xu. 2023. ConFEDE: Contrastive Feature Decomposition for Multimodal Sentiment Analysis. In *Proceedings of the ACL*. 7617–7630.
- [83] Shukang Yin, Chaoyou Fu, Sirui Zhao, Ke Li, Xing Sun, Tong Xu, and Enhong Chen. 2023. A survey on multimodal large language models. *arXiv preprint arXiv:2306.13549* (2023).
- [84] Peter Young, Alice Lai, Micah Hodosh, and Julia Hockenmaier. 2014. From image descriptions to visual denotations: New similarity metrics for semantic inference over event descriptions. *Transactions of the Association for Computational Linguistics* 2 (2014), 67–78.
- [85] Hong Yu and Vasileios Hatzivassiloglou. 2003. Towards answering opinion questions: Separating facts from opinions and identifying the polarity of opinion sentences. In *Proceedings of the EMNLP*. 129–136.
- [86] Jianfei Yu, Jing Jiang, and Rui Xia. 2019. Entity-sensitive attention and fusion network for entity-level multimodal sentiment classification. *IEEE/ACM Transactions on Audio, Speech, and Language Processing* 28 (2019), 429–439.
- [87] AmirAli Bagher Zadeh, Paul Pu Liang, Soujanya Poria, Erik Cambria, and Louis-Philippe Morency. 2018. Multimodal language analysis in the wild: CMU-MOSEI dataset and interpretable dynamic fusion graph. In *Proceedings of the ACL*. 2236–2246.
- [88] Duzhen Zhang, Feilong Chen, and Xiuyi Chen. 2023. DualGATs: Dual Graph Attention Networks for Emotion Recognition in Conversations. In *Proceedings of the ACL*. 7395–7408.
- [89] Duzhen Zhang, Yahan Yu, Chenxing Li, Jiahua Dong, Dan Su, Chenhui Chu, and Dong Yu. 2024. Mm-llms: Recent advances in multimodal large language models. *arXiv preprint arXiv:2401.13601* (2024).
- [90] Wenxuan Zhang, Yang Deng, Xin Li, Yifei Yuan, Lidong Bing, and Wai Lam. 2021. Aspect Sentiment Quad Prediction as Paraphrase Generation. In *Proceedings of the EMNLP*. 9209–9219.
- [91] Wenxuan Zhang, Xin Li, Yang Deng, Lidong Bing, and Wai Lam. 2022. A survey on aspect-based sentiment analysis: Tasks, methods, and challenges. *IEEE Transactions on Knowledge and Data Engineering* (2022).
- [92] Xiaoheng Zhang and Yang Li. 2023. A Cross-Modality Context Fusion and Semantic Refinement Network for Emotion Recognition in Conversation. In *Proceedings of the ACL*. 13099–13110.
- [93] Jinming Zhao, Tengan Zhang, Jingwen Hu, Yuchen Liu, Qin Jin, Xinchao Wang, and Haizhou Li. 2022. M3ED: Multi-modal Multi-scene Multi-label Emotional Dialogue Database. In *Proceedings of the ACL*. 5699–5710.
- [94] Yu Zhao, Hao Fei, Yixin Cao, Bobo Li, Meishan Zhang, Jianguo Wei, Min Zhang, and Tat-Seng Chua. 2023. Constructing holistic spatio-temporal scene graph for video semantic role labeling. In *Proceedings of the 31st ACM International Conference on Multimedia*. 5281–5291.
- [95] Wenjie Zheng, Jianfei Yu, Rui Xia, and Shijin Wang. 2023. A Facial Expression-Aware Multimodal Multi-task Learning Framework for Emotion Recognition in Multi-party Conversations. In *Proceedings of the ACL*. 15445–15459.
- [96] Deyao Zhu, Jun Chen, Xiaoqian Shen, Xiang Li, and Mohamed Elhoseiny. 2023. MiniGPT-4: Enhancing vision-language understanding with advanced large language models. *arXiv preprint arXiv:2304.10592* (2023).

## A What To Do Next with PanoSent?

In this paper, we introduce a novel benchmark for Multimodal Conversational Aspect-based Sentiment Analysis, which includes two innovative subordinate tasks: Panoptic Sentiment Sextuple Extraction and Sentiment Flipping Analysis. We have proposed the Chain-of-Sentiment reasoning method based on our MLLM, which has demonstrated strong benchmark performance on our dataset, PanoSent. We firmly believe that this pioneering work will inaugurate a new era for the sentiment analysis community. Several important directions for future research can emerge from our work.

► **Exploring Multimodality in PanoSent** In this paper, we encode multimodal information in a straightforward manner using common techniques. Given the critical role of multimodal information for this task, future efforts should focus on developing more powerful methods for multimodal feature extraction and integration. Additionally, investigating the impact of different modalities on sentiment recognition across various scenarios promises to be a fruitful area of research.

► **Identifying Implicit Sentiment Elements** Compared to explicit sentiment elements, the identification of implicit elements poses a greater challenge. Our approach, based on MLLM, autonomously determines the recognition of implicit sentiment elements through an understanding of the input data’s content. We believe there are more accurate methods to be discovered for identifying implicit elements.

► **Sentiment Cognition and Reasoning Mechanisms** Our new task involves complex sentiment cognition, for which we propose a reasoning framework. Future research should delve deeper into the mechanisms of interaction and triggering among sentiment elements, as well as the mechanisms behind Sentiment flipping, in order to develop more robust sentiment reasoning solutions.

► **Modeling Dialogue Context** Dialogue scenarios closely resemble the natural ways in which people express emotions. This work processes the overall content of dialogues through the model, allowing it to understand conversations autonomously. Next steps in research could focus on how to more effectively enhance the model’s ability to model dialogue context, thus better addressing cross-utterance issues. For example, further consideration could be given to modeling dialogue structure and speaker coreference resolution features.

► **Sentiment-aware Instruction Fine-tuning** Our work involves tasks based on a MLLM, which is fine-tuned on our training set. Research indicates that the setup of instruction fine-tuning significantly affects the LLM’s performance on downstream tasks. We believe that developing superior methods for instruction fine-tuning, such as designing approaches that increase the LLM’s sensitivity to sentiment, holds great promise.

► **Cross-lingual Transfer Learning** Our dataset includes three popular languages from different language families: English, Chinese, and Spanish, with non-parallel annotations across languages. Subsequent research could explore cross-lingual transfer learning in a multimodal scenario, investigating the supportive role of language-invariant features (multimodal information) for sentiment learning across languages.

► **Cross-domain Transfer Learning** Our dataset is extensive, covering hundreds of different domains and everyday scenarios. It would be interesting to study the variations of panoptic sentiment across different scenes and domains, making cross-domain transfer learning a meaningful direction for future work.

► **Weak/Unsupervised Sentiment Analysis** Our paper primarily focused on supervised learning using a large amount of annotated data. However, MLLMs already possess significant unsupervised generalization capabilities. It is crucial to leverage our benchmark for weak or even unsupervised sentiment recognition. In the subsequent part of the Appendix, we provide an analysis and exploration of few-shot sentiment recognition.

## B Ethic Considerations

In conducting this research and developing the PanoSent benchmark, several ethical considerations have been taken into account to ensure the responsible use and application of the technologies involved.

► **Privacy and Data Protection** Given that the raw dataset includes multimodal dialogues that may contain personal information, rigorous measures have been implemented to anonymize and protect any potentially sensitive data. This includes the removal of personally identifiable information (PII) from texts, images, audio, and video content. Additionally, the dataset has been reviewed to ensure compliance with relevant data protection regulations such as GDPR and CCPA, aiming to respect user privacy fully. Our data collection procedures have been carefully designed to focus on factual knowledge acquisition without infringing on privacy rights, thereby upholding our strong commitment to privacy and ethical research standards.

► **Data Collection** For the creation of the PanoSent dataset, all data was collected from publicly available sources or through contributions from individuals who were informed about the purposes of the research and provided their explicit consent. Efforts were made to ensure that contributors understood their rights, including the right to withdraw their data at any point.

► **Annotator and Compensation** Acknowledging the significant role of human annotators in the creation of the PanoSent dataset, we have engaged a diverse group of annotators including well-trained individuals from crowdsourcing platforms, native speakers, and senior postgraduate students with specialized training for the annotation tasks. The estimated time required for annotating each dialogue utterance is between 4 to 6 minutes, reflecting the complexity and detailed nature of the task.

► **Intellectual Property Protection** The PanoSent dataset includes content collected from publicly available sources on a popular Chinese social media platform, utilizing its officially open API. This collection method ensures compliance with intellectual property laws and respects the terms of service of the platform. Permission for the use, distribution, and modification of this content is granted under the terms of the Weibo API distribution agreement. This approach safeguards the intellectual property rights of the content creators while facilitating academic research and development.

► **Bias and Fairness** Recognizing the potential for bias in AI systems, this research includes an analysis of the PanoSent dataset for biases related to gender, ethnicity, language, and other sociodemographic factors. Steps have been taken to mitigate these biases through diverse and representative data collection across multiple languages and scenarios. However, it is acknowledged that complete eradication of bias is challenging, and continuous efforts are required to identify and address biases as the benchmark evolves.

► **Misuse Potential** The research team is aware of the potential misuse of sentiment analysis technologies, such as applications in surveillance or the manipulation of public opinion. Therefore, alongside the release of the PanoSent benchmark and the associated models, guidelines have been developed to encourage ethical use. These guidelines emphasize the importance of consent, transparency, and accountability in any application or further development of the technologies presented in this paper.

► **Accessibility and Inclusivity** In line with our commitment to fostering an inclusive research community, all code and data related to the PanoSent benchmark will be made openly available. This ensures that researchers and practitioners from diverse backgrounds and with varying levels of resources have equal opportunities to contribute to, and benefit from, the advancements in multimodal conversational aspect-based sentiment analysis.

## C More Details of Datasets

### C.1 Extended Details of Data Construction

#### C.1.1 Data Acquisition

► **Step1. Platform Selection and Data Collection.** Our initial step involves identifying a diverse range of social media and forum platforms as sources for our dataset, including but not limited to Twitter, Facebook, Reddit, Weibo, Xiaohongshu, BeReal. These platforms are chosen for their rich conversational content across multiple languages and the vast user engagement they facilitate. We target some influential bloggers within specific domains and the discussions surrounding trending topics related to our research themes. Conversations on these platforms typically originate from a root post, with users participating in multi-thread and multi-turn dialogues based on the initial post. In addition to text, these interactions often include multimodal content such as images, videos, and audios. While less common than text, this multimodal interaction is a crucial component of our dataset, and we make extra efforts to collect conversations incorporating these elements. Given that these platforms generally do not support audio replies as a standalone feature, we extract the audio tracks from video content to collect audio modal information. Data collection is automated through publicly available APIs provided by these platforms, with conversations being categorized based on their thematic relevance and the types of modal information they contain. The process of data acquisition and preprocessing is depicted in Figure 6.

► **Step2. Data Cleaning and Re-organization.** To ensure the dataset is free from harmful content, privacy violations, irrelevant, or low-quality conversations, we employ a combination of manual inspection and automated tools. A keyword library is constructed based on previous related studies and the expertise of team members in social media analysis and specific thematic areas. This library

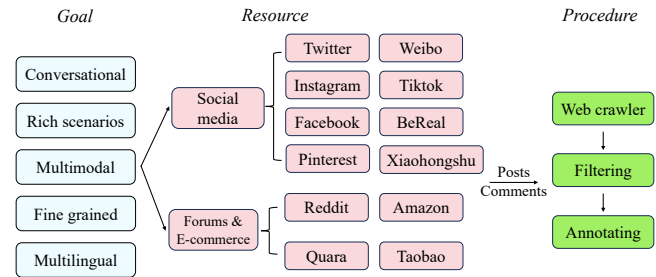


Figure 6: The workflow of data acquisition and preprocessing.

includes keywords indicating potential harm, privacy infringement, and irrelevance to the research topic. Scripts are developed to automatically scan the collected data for these keywords, with flagged conversations undergoing manual review to determine their suitability for inclusion in the dataset. Additionally, we utilize the Toxic BERT model, capable of identifying various forms of harmful speech, including insults, discrimination, and harassment, by analyzing extensive online textual data. This model provides probability scores for detected categories and identifies the specific locations of toxic speech within the text. The output from the model is also subject to manual review, considering the context of the conversations to make final decisions on content inclusion. Multimodal content is manually reviewed due to its relatively lower volume, focusing not only on the potential harm but also on the relevance of the content to the conversation, with any mismatched multimodal content being removed.

#### C.1.2 Human Annotation

We have recruited a team of annotators who possess relevant background knowledge, including well-trained individuals from crowdsourcing platforms, native speakers, and senior postgraduate students. Before commencing manual annotation, we developed detailed annotation guidelines based on the definitions from SemEval related to ABSA and the specific requirements of our task. All annotators have undergone uniform training to ensure consistency and objectivity in their work. Based on the task’s complexity and the time needed for careful annotation, we estimate that annotators will require 4 to 6 minutes per data entry. Each piece of data has been annotated by at least three independent annotators, and we have calculated the Cohen’s Kappa Score to measure the consistency among them. Achieving a score of 0.85, which reflects the high quality of our annotated dataset, data with Kappa scores below a predefined standard undergo review and discussion. In cases of disagreement or ambiguity, linguists and native speakers collaborate to reach a consensus. Data that cannot reach consensus or remains ambiguous is discarded to maintain the quality of the dataset.

#### C.1.3 Automatic Synthesis

Our task mandates rigorous data requirements, necessitating dialogue context that is fine-grained enough to encompass all six defined elements, includes both implicit and explicit expressions, and incorporates multimodal information. Given that only a minuscule proportion of real-world data meets these criteria, and considering the proven success of LLMs in generating data, we have opted to utilize the capabilities of GPT-4 for automated data

generation and corresponding element annotation. The process unfolds in several steps.

► **Step1. Creation of Dialogue Instances.** Drawing from high-quality real dialogues, we meticulously crafted a small batch of dialogue instances tailored to our task’s needs. These instances display diversity in themes, participant count, length, turn-taking, reply structure, and types of included multimodal information. They undergo multiple rounds of modification and inspection by our team to ensure comprehensive coverage and quality.

► **Step2. Prompt Template Design and Data Generation.** We develop structured and coherent prompt templates to guide GPT-4<sup>2</sup> in understanding our requirements and generating dialogue data that aligns with them. After several iterations of adjustments and tests, we finalize a prompt template. This template instructs GPT-4 not only to generate dialogues but also to annotate them with the defined sextuples and identify instances of sentiment flips. Moreover, for certain dialogue utterances, GPT-4 is tasked with creating suitable captions as placeholders for images, audios, and videos, reflective of the context.

**An example of our prompt template:**

As an expert playwright skilled in crafting dialogues, your task is to generate conversations centered around the theme ‘Televisions’. Please comply with the following instructions. Do not comment, judge, or output other texts and only return the results.

1. Generate a nonlinear dialogue replying structure among 4 speakers, and the turns of the dialogue must be 2.
2. Each speaker in the dialogue should have a unique ‘speaker\_id’ and a unique ‘speaker\_name’, and each dialogue should have a unique ‘doc\_id’.
3. The dialogue should revolve around one, two, or three main targets (the objects being discussed). For these targets, the conversation should focus on specific aspects (attributes or features of the targets) and provide an opinion (evaluation of the aspect). Each utterance must include an opinion about an aspect and be supported by a rationale (reason or explanation for the opinion).
4. Use your creativity and content generation skills to add image modalities in the conversation. The image caption must provide a concrete description of the visual content, detailing the objects, scenes, or actions depicted in the image. The caption must be directly related to the utterance content and should not be vague or abstract. If an image is included, specify ‘type’ as ‘img’, ‘caption’ as the detailed image description, and ‘id’ as a unique identifier.
5. Every utterance except the first utterance is a reply to dialogue sentence with index n, the reply property of this utterance should be n, the first utterance is -1.
6. The conversation must include all four elements: ‘target’, ‘aspect’, ‘opinion’, and ‘rationale’. Annotate and ‘order’ the occurrence of these elements in HTML format in the ‘annotation’. All elements must be explicitly mentioned in the dialogue text and marked as ‘explicit’.
7. Store all parts of the conversation in accordance with the provided example format. For each utterance, the ‘modality’ should be set to ‘None’ or include the ‘type’, ‘caption’, and ‘id’ if an image is used.
8. Ensure full comprehension of the provided example and apply it to create a dialogue that meets all specified criteria, including the proper integration of multimodal elements. Adhere strictly to the example ‘json’ format for organizing the storage structure of the generated dialogue, as shown in the provided example. For instance, a sample ‘json’ output would be: {sample\_json\_string}

► **Step3. Multimodal Information Retrieval.** With the annotated dialogues, we use the captions to retrieve the piece of information in the corresponding modality (image, audio, or video) from extensive databases such as COCO, Flickr30k for images, AudioSet and WaveText5K for audios, and WebVid for videos. These databases, rich in (image, audio, or video)-caption pairs, enable us to match dialogue captions with database captions using SentenceTransformer<sup>3</sup>, focusing on the top-10 most similar candidates for each modality. For the associated multimodal content, three annotators score each of the ten candidates on a scale of 1-10. The content with the highest average score is selected as the definitive multimodal segment. Should none of the candidates meet the desired criteria—indicating a lack of suitable matches within the databases—we resort to direct retrieval from the Google search engine<sup>4</sup> to ensure exhaustive inclusivity.

► **Step4. Manual Review.** Each generated dialogue, along with annotations related to the two sub-tasks and multimodal content, undergoes a thorough review by at least two staff members. Any potentially problematic instances are discarded. We also calculate the Cohen’s Kappa Score, achieving a score of 0.82, which attests to the consistency and validity of our annotation process.

In Table 6, we illustrate a complete data instance (a conversation) with our annotation (English version is shown).

## C.2 Detailed Summary of Dataset Insights

Here, we extend the content of Section §4.2 from the main article, to provide a more comprehensive introduction to all the highlights of our dataset.

► **Panoptic Fine-grained Sentiment Definition.** Compared to existing ABSA datasets, the PanoSent dataset stands out for its fine-grained and exhaustive annotation of sentiment elements, featuring six key items essential for ABSA: holder, target, aspect, opinion, sentiment, and rationale. The ‘holder’ represents the entity expressing the viewpoint, which, despite frequently being the speaker in conversational contexts, can also encompass instances where the holder is not the speaker. The ‘target’ pertains to the subject of discussion, such as a digital gadget, a service, or an activity. ‘Aspect’ refers to specific attributes or facets of the target, for example, the battery, screen, or camera quality of a smartphone. ‘Opinion’ denotes the expressed view or judgement, while ‘sentiment’ captures the emotional polarity associated with the opinion, classified as positive, neutral, or negative. Finally, ‘rationale’ elucidates the underlying reasons or justifications that give rise to a particular opinion. This meticulous approach to sentiment analysis not only enhances the depth of understanding around each conversational element but also significantly advances the precision and applicability of ABSA methodologies in dissecting and interpreting complex dialogues.

► **Cognitive Causal Rationale.** We not only prioritize the identification of sentiment states and the granularity of emotional details within dialogues but also emphasize the significance of understanding the underlying reasons behind expressed opinions. Building on this premise, we introduce the rationale element into ABSA for

<sup>2</sup>gpt-4-1106-preview version API, <https://openai.com/gpt-4>

<sup>3</sup><https://huggingface.co/sentence-transformers>

<sup>4</sup><https://www.google.com/>

**Table 6: A snippet of an annotated data instance in PanoSent dataset.**

Key	Value
Dialogue-ID	00024
Dialogue	<p>1. Ava: I recently purchased a new digital camera, and its image quality is stunning, capturing every detail with such clarity and vibrant colors that photos almost look lifelike.</p> <p>2. Liam: That sounds amazing! What about its low-light performance? Does it capture sharp and clear images in low-light conditions?</p> <p>3. Ava: The low-light performance is quite impressive. It captures sharp and clear images even in dimly lit environments.</p> <p>4. Noah: What about its battery life?</p> <p>5. Ava: The battery life is disappointing. It drains quickly and requires frequent recharging.</p> <p>6. Liam: It's worth noting that the camera's advanced features naturally demand more power, which is common for high-performance devices. Compared to similar models, our camera holds up well in terms of battery life, making it a fair trade-off for its quality.</p> <p>7. Ava: That's a good point. Considering the advanced features and comparing it with other cameras, the battery life does seem acceptable. I hadn't looked at it that way before.</p>
Replies	-1, 0, 1, 0, 3, 4, 5
Speakers	0, 1, 0, 2, 0, 1, 0
Holders	Ava, Liam
Targets	digital camera
Aspects	image quality, low-light performance, battery life
Opinions	stunning, quite impressive, disappointing, holds up well, acceptable
Sextuples	<p>(Ava, digital camera, image quality, stunning, positive, capturing every detail with such clarity and vibrant colors that photos almost look lifelike)</p> <p>(Ava, digital camera, low-light performance, quite impressive, positive, it captures sharp and clear images even in dimly lit environments)</p> <p>(Ava, digital camera, battery life, disappointing, negative, it drains quickly and requires frequent recharging)</p> <p>(Liam, digital camera, battery life, holds up well, positive, compared to similar models)</p> <p>(Ava, digital camera, battery life, acceptable, neutral, considering the advanced features and comparing it with other cameras)</p>
Sentiment Flip	<p>Holder-Target-Aspect: (Ava, digital camera, battery life)</p> <p>Initial Sentiment-Flipped Sentiment: (negative, neutral)</p> <p>Trigger Type: Participant Feedback and Interaction</p>

the first time, refining its definition to include a focus on the motivations behind sentiments. This approach aids in a more comprehensive analysis from a logical perspective, unveiling the catalysts behind viewpoints and attitudes, thereby enriching the extraction of deeper semantic insights.

► **Dynamic Sentiment Flipping.** In the complex scene of dialogues, analyzing dynamic sentiment changes is crucial. Participants in a conversation may alter their previous viewpoints and attitudes due to various triggers, a vital aspect for understanding the progression of events and emotional trends within dialogues, such as changes in characters' psychological states. This dynamic aspect of sentiment, however, has not been addressed in existing ABSA research. To comprehend the intricate dynamics of sentiment within multiparty dialogues, we categorize four distinct and clearly defined types of triggers that can lead to sentiment flips: **introduction of new information, logical argumentation, participant feedback and interaction, and personal experiences and self-reflection.** Each of these triggers plays a critical role in the natural evolution of sentiment within conversations, providing a deeper insight into the fluid nature of human emotions and thoughts in dialogue contexts.

1) **Introduction of New Information** encapsulates instances where new data, research findings, news reports, or previously undiscussed information are introduced into the dialogue. Such

information can alter or influence participants' understanding or emotional stance toward a topic.

2) **Logical Argumentation** involves constructing arguments through logical reasoning and analysis using known information or consensus. This trigger uses structured and persuasive logic to convince participants to adopt a viewpoint through rational analysis.

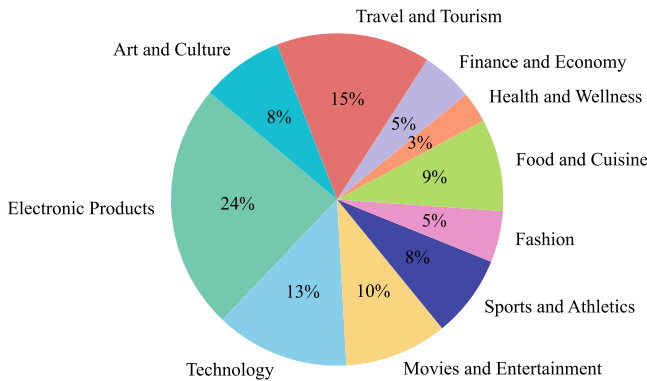
3) **Participant Feedback and Interaction** focuses on the direct feedback and interactions among participants in the dialogue, including opposition, questioning, or other forms of direct response. This category emphasizes how direct interpersonal communication can influence shifts in emotional stances.

4) **Personal Experiences and Self-reflection** covers instances where individuals trigger a change in their emotional stance by describing their own experiences, reflecting on their perceptions or experiences. This trigger is internal, based on personal memories and their current evaluation.

► **Multi-scenario.** PanoSent positions dialogue as its contextual backbone, incorporating 10 primary real-life domains that span over 100 sub-domains, thereby ensuring a broad diversity to facilitate research into sentiment analysis from a variety of perspectives. The 10 main domains include electronic products, technology, fashion, food and cuisine, movies and entertainment, health and wellness, finance and economy, sports and athletics, travel and tourism, and

**Table 7: Detailed categorization of domains in PanoSent dataset.**

Principal Domains	Sub-Domains
Electronic Products	Smartphones, Personal Computers, Televisions, Wearable Technology, Cameras, Audio Systems, Gaming Hardware, Home Automation, Tablets, Drones, Smart Home Devices, E-Readers
Technology	Artificial Intelligence, Blockchain, Virtual Reality, Cybersecurity Measures, Cloud Solutions, Quantum Devices, Robotics, Network Innovations, Sustainable Energy, Advanced Biotech, Space Exploration Technologies
Fashion	High Fashion, Urban Streetwear, Designer Brands, Vintage Apparel, Accessories, Children’s Wear, Sportswear, Sustainable and Ethical Fashion, Techwear, Seasonal Collections
Food and Cuisine	Plant-based Cuisine, Global Street Eats, Gourmet Dining, Mobile Food Services, Regional Delicacies, Sweets and Confectionery, Health-conscious Foods, International Fusion, Culinary Skills, Beverage Crafting
Movies and Entertainment	Major Studio Releases, Indie Films, Documentaries, Streaming Originals, Celebrity Culture, Awards Season, Reality Shows, Animation, Genre Cinema, Film Festival, Web Series, Fan Culture and Fandom
Health and Wellness	Mental Health Awareness, Fitness Regimens, Dietary Plans, Mindfulness and Meditation, Retreats for Wellbeing, Holistic Medicine, Beauty and Dermatology, Sleep Science, Nutritional Supplements, Wellness Gadgets
Finance and Economy	Equities Market, Savings and Budgeting, Property Market, Pensions and Retirement, Fiscal Policies, Insurance Schemes, Trading Strategies, Financial Tech, International Commerce, Crypto Assets
Sports and Athletics	Team Sports, Basketball, Racquet Sports, Olympic Disciplines, Adventure Sports, Digital Gaming Competitions, Gymnastics, Aquatic Activities, Motorsport, Outdoor Challenges, E-Sports Technology, Urban Sports and Street Games
Travel and Tourism	Offbeat Adventures, Cultural Expeditions, Green Travel, Opulent Journeys, Economical Excursions, Sea Cruises, Solo Explorations, Family Getaways, Heritage Sites, Gastronomic Tours
Art and Culture	Modern Art, Musical Variations, Performing Arts, Literary Works, Exhibition Spaces, Cultural Celebrations, Photographic Arts, Sculptural and Installations, Traditional Crafts, New Media Art

**Figure 7: Distribution of categories within each domain.**

art and culture. Data within each main domain vary in distribution, and each domain encompasses at least 10 sub-domains. The specific classifications and details of these sub-domains are illustrated in Table 7, while the distribution of categories within each domain is depicted in Figure 7.

► **Multimodality.** Our PanoSent dataset showcases a structured amalgamation of multimodal content within dialogues, reflecting the diverse interaction types prevalent in human communication. The majority of the dialogues remain text-based. Beyond text, certain dialogues are enriched with images, audios, or videos, thereby integrating visual and auditory dimensions into the textual conversations. The additional modalities include images (22%), audio (6%), video (4%), and mixed modalities (12%). The mixed modalities encompass combinations like image-audio (IA), image-video (IV),

audio-video (AV), and image-audio-video (IAV). We ensure these non-textual modalities are abundant, relevant, and of high quality, aligning closely with the dialogue content.

► **Multilingualism.** PanoSent encompasses dialogues in three predominant languages: English (60%), Chinese (30%), and Spanish (10%), facilitating cross-lingual research in ABSA. To ensure the accuracy and standardization of annotations across each language, we employ online grammar checking tools for preliminary validation of the annotations. Additionally, we engage several native speakers for each language to conduct manual reviews and corrections, guaranteeing that the data annotations are not only standardized but also precise. This meticulous approach ensures the dataset’s reliability for cross-lingual sentiment analysis studies.

► **Implicit ABSA.** Our dataset comprehensively accommodates implicit ABSA, thereby introducing heightened challenges into the field. Although most sextuple elements are explicitly mentioned in the utterance text, about 28% of dialogues include implicit elements that need to be inferred from the context of information presented across various modalities.

Contrastingly, most existing studies have predominantly focused on the extraction of explicit elements, largely overlooking the implicit dimensions. In reality, whether it’s product reviews, daily conversations, or dialogues in other scenarios, a substantial portion comprises implicit elements. Hence, implicit elements are exceedingly common and should not be disregarded. This emphasis underscores the necessity of integrating both explicit and implicit element analysis to fully capture the nuances and complexities of sentiment in diverse communicative contexts.

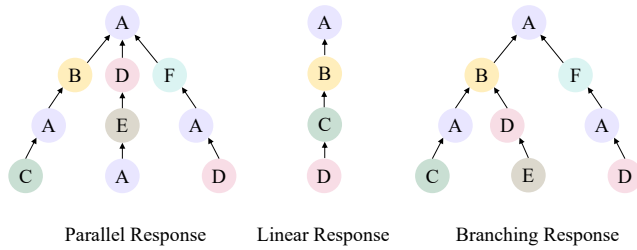


Figure 8: Different replying structure of dialogue.

► **Cross-utterance and inner utterance.** Given that elements of the same sextuple can originate from multiple distinct utterances, potentially spanning across two, three, or even more utterances, the extraction of information spanning multiple utterances poses greater demands on the model’s capabilities. Our dialogue dataset includes such instances, laying a foundation for subsequent exploration and research. This consideration highlights the intricate dynamics of conversation analysis, emphasizing the necessity for models to adeptly navigate and interpret cross-utterance and inner-utterance relationships to fully understand the context and sentiments expressed.

► **Rich dialogue replying structure.** Commonly, every dialogue starts with a root post, with multiple users (speakers) participating by replying to previous utterances. Consequently, the diversity of a dialogue is manifested not only in superficial distinctions, such as the number of participants or the number of turns within the dialogue but also in the deeper variations of the reply structure. We have taken into account the diversity of reply structures and identified three distinct types of reply structures, as illustrated in Figure 8. These structures have been carefully considered during the automatic synthesis of dialogues to ensure a realistic and varied representation of conversational dynamics.

► **High-quality and Large-scale.** Through meticulous manual annotation and cross-validation, we ensure the high quality of PanoSent. By employing automated synthesis, we significantly expand the dataset’s scale without compromising its quality. This results in a total of 10,000 dialogue instances and 47,100 sextuples. This high-quality large-volume dataset facilitates subsequent research.

## D More Details of Methods

Here, we provide a more detailed introduction to the Chain-of-Sentiment (CoS) reasoning framework and the paraphrase-based verification (PpV) mechanism we proposed. We mainly present more details about the prompts we used.

### D.1 Prompts for CoS Reasoning

To more clearly illustrate the workflow of our designed CoS mechanism, we provide a specific dialogue example to demonstrate the reasoning process. The content of the dialogue is as follows:

- [0] Chris: I find the low-light performance is exceptional, capturing clear and vibrant photos even in dim settings. (reply = -1)

[IMAGE<sub>1</sub>](caption: Dusk light in the forest through a mobile phone lens.)

- [1] Emma: But the battery life to be quite disappointing. It tends to drain quickly even with minimal usage. (reply = 0)
  - [2] Sophia: Yes, it is a significant issue, often needing recharging multiple times a day. (reply = 1)
  - [3] Lucas: And the phone’s design blends elegance with practicality. (reply = 0)
  - [4] Chris: However, I don’t see it that way; it seems to follow the same formula as its predecessors. (reply = 3)
  - [5] Sophia: Have you guys noticed the new model’s edge-to-edge display design? It’s useful and maximizes screen size without increasing the phone’s overall dimensions. (reply = 4)
- [VIDEO<sub>1</sub>](caption: Showcasing the phone’s special edge-to-edge display design.)
- [6] Chris: That’s a good point. I hadn’t really considered that aspect. The edge-to-edge display design is impressive. (reply = 5)

Then, the reasoning process of our CoS goes as follows:

#### ► Step 1: Target-Aspect Identification.

##### Input Data:

1. Chris: I find the low-light performance is exceptional, capturing clear and vibrant photos even in dim settings. (reply = -1)
2. Emma: But the battery life to be quite disappointing. It tends to drain quickly even with minimal usage. (reply = 0)
3. Sophia: Yes, it is a significant issue, often needing recharging multiple times a day. (reply = 1)
4. Lucas: And the phone’s design blends elegance with practicality. (reply = 0)
5. Chris: However, I don’t see it that way; it seems to follow the same formula as its predecessors. (reply = 3)
6. Sophia: Have you guys noticed the new model’s edge-to-edge display design? It’s useful and maximizes screen size without increasing the phone’s overall dimensions. (reply = 4)
7. Chris: That’s a good point. I hadn’t really considered that aspect. The edge-to-edge display design is impressive. (reply = 5)

With encoded information of [IMAGE<sub>1</sub>], [VIDEO<sub>1</sub>]

**Instruction:** Based on the multi-party dialogue and its accompanying multimodal data, please identify all possible targets and their specific aspects mentioned in the dialogue. Extract each target and aspect explicitly from the utterance text spans, or infer them implicitly via your understanding of the input data. Ensure each identified target is paired with its aspect(s), forming target-aspect pairs.

**Output:** Target-aspect pairs: (phone, low-light performance), (phone, battery life), (phone, design)

#### ► Step 2: Holder–Opinion Detection.

##### Input Data:

1. Chris: I find the low-light performance is exceptional, capturing clear and vibrant photos even in dim settings. (reply = -1)
2. Emma: But the battery life to be quite disappointing. It tends to drain quickly even with minimal usage. (reply = 0)
3. Sophia: Yes, it is a significant issue, often needing recharging multiple times a day. (reply = 1)
4. Lucas: And the phone’s design blends elegance with practicality. (reply = 0)
5. Chris: However, I don’t see it that way; it seems to follow the same formula as its predecessors. (reply = 3)



6. Sophia: Have you guys noticed the new model's edge-to-edge display design? It's useful and maximizes screen size without increasing the phone's overall dimensions. (reply = 4)  
 7. Chris: That's a good point. I hadn't really considered that aspect. The edge-to-edge display design is impressive. (reply = 5)

Target-aspect pairs: (phone, low-light performance), (phone, battery life), (phone, design)

**Instruction:** Based on the dialogue and each target-aspect pair identified previously, please identify the holder (the person who expresses an opinion, normally should be a speaker of certain dialogue utterance) and the opinion, both either directly extracted from the text or inferred from our understanding of the input data. Formulate your output into 'holder-target-aspect-opinion' quadruples, ensuring each element is clearly identified.

**Output:** Target-aspect pairs: (Chris, phone, low-light performance, exceptional), (Emma, phone, battery life, quite disappointing), (Sophia, phone, battery life, a significant issue), (Lucas, phone, design, good), (Chris, phone, design, ordinary), (Sophia, phone, design, useful), (Chris, phone, design, impressive)

### ► Step 3: Sentiment-Rationale Mining.

#### Input Data:

1. Chris: I find the low-light performance is exceptional, capturing clear and vibrant photos even in dim settings. (reply = -1)  
 2. Emma: But the battery life to be quite disappointing. It tends to drain quickly even with minimal usage. (reply = 0)  
 3. Sophia: Yes, it is a significant issue, often needing recharging multiple times a day. (reply = 1)  
 4. Lucas: And the phone's design blends elegance with practicality. (reply = 0)  
 5. Chris: However, I don't see it that way; it seems to follow the same formula as its predecessors. (reply = 3)  
 6. Sophia: Have you guys noticed the new model's edge-to-edge display design? It's useful and maximizes screen size without increasing the phone's overall dimensions. (reply = 4)  
 7. Chris: That's a good point. I hadn't really considered that aspect. The edge-to-edge display design is impressive. (reply = 5)

Holder-target-aspect-opinion quadruples: (Chris, phone, low-light performance, exceptional), (Emma, phone, battery life, quite disappointing), (Sophia, phone, battery life, a significant issue), (Lucas, phone, design, good), (Chris, phone, design, ordinary), (Sophia, phone, design, useful), (Chris, phone, design, impressive)

**Instruction:** Based on the dialogue and each holder-target-aspect-opinion quadruple identified previously, please identify the sentiment polarity associated with the opinion and analyze the causal rationale behind it. The sentiment polarity should be classified as 'positive', 'neutral', or 'negative'. The rationale should be extracted explicitly from the text, or inferred implicitly via your understanding of the input data. Formulate your output into 'holder-target-aspect-opinion-sentiment-rationale' sextuples, ensuring sentiment polarity is clearly analyzed and the other five elements is clearly identified.

**Output:** Holder-target-aspect-opinion-sentiment-rationale sextuples: (Chris, phone, low-light performance, exceptional, positive, capturing clear and vibrant photos even in dim settings), (Emma, phone, battery life, quite disappointing, negative, drain quickly even with minimal usage), (Sophia, phone, battery life, a significant issue, negative, often needing recharging multiple times a day), (Lucas, phone, design, good, positive, blends elegance with practicality), (Chris, phone, design, ordinary, neutral, follow the same formula as its predecessors), (Sophia, phone, design, useful, positive, maximizes screen size without increasing the phone's overall dimensions), (Chris, phone, design, impressive, positive, I hadn't really considered that aspect.)

### ► Step 4: Sentiment Flipping Trigger Classification.

#### Input Data:

1. Chris: I find the low-light performance is exceptional, capturing clear and vibrant photos even in dim settings. (reply = -1)  
 2. Emma: But the battery life to be quite disappointing. It tends to drain quickly even with minimal usage. (reply = 0)  
 3. Sophia: Yes, it is a significant issue, often needing recharging multiple times a day. (reply = 1)  
 4. Lucas: And the phone's design blends elegance with practicality. (reply = 0)  
 5. Chris: However, I don't see it that way; it seems to follow the same formula as its predecessors. (reply = 3)  
 6. Sophia: Have you guys noticed the new model's edge-to-edge display design? It's useful and maximizes screen size without increasing the phone's overall dimensions. (reply = 4)  
 7. Chris: That's a good point. I hadn't really considered that aspect. The edge-to-edge display design is impressive. (reply = 5)

Holder-target-aspect-opinion-sentiment-rationale sextuples: (Chris, phone, low-light performance, exceptional, positive, capturing clear and vibrant photos even in dim settings), (Emma, phone, battery life, quite disappointing, negative, drain quickly even with minimal usage), (Sophia, phone, battery life, a significant issue, negative, often needing recharging multiple times a day), (Lucas, phone, design, good, positive, blends elegance with practicality), (Chris, phone, design, ordinary, neutral, follow the same formula as its predecessors), (Sophia, phone, design, useful, positive, maximizes screen size without increasing the phone's overall dimensions), (Chris, phone, design, impressive, positive, I hadn't really considered that aspect.)

**Instruction:** Based on the dialogue and each holder-target-aspect-opinion-sentiment-rationale' sextuple, please identify instances where a sentiment flip occurs for the same holder regarding the specific target-aspect pair. Determine the trigger type for these flips from the predefined categories: *introduction of new information, logical argumentation, participant feedback and interaction, personal experience and self-reflection*. Formulate your output to include the holder, target, aspect, initial sentiment, flipped sentiment, and the trigger type, or state "None" if no flips are identified.

**Output:** (Chris, phone, design, neutral, positive, Introduction of New Information)

## D.2 Prompts for Paraphrase-based Verification

In our paraphrase-based verification mechanism, the transformation of  $k$ -tuples into natural language expressions is carefully designed for each specific  $k$ -tuple. This ensures that the expressions accurately reflect the intended sentiment analysis's meaning and context. Each step in the verification process can yield multiple outcomes—such as pairs, quadruples, or sextuples—depending on the specific demands of the analysis task. For example, in the initial step, if  $k$  target-aspect pairs are identified, they are represented as  $(t_1, a_1), (t_2, a_2), \dots, (t_k, a_k)$ . The verification templates that follow are structured to assess the consistency of these outcomes with the dialogue content, thereby validating the precision of our analysis.

### ► Step 1: Verification of Target-Aspect Identification

**Input Data:**  $D, \{(t_i, a_i)\}$

**Instruction:** In this dialogue, participants discussed various targets and their corresponding aspects, including  $a_1$  of  $t_1$ ,  $a_2$  of  $t_2$ , etc. Please based on the dialogue, verify whether these descriptions are consistent with the dialogue content and provide '1' for 'yes' or '0' for 'no' judgment.

**Expected Output:** 1 (if yes) or 0 (if no)

### ► Step 2: Verification of Holder-Opinion

**Input Data:**  $D, \{(h_j, t_i, a_i, o_j)\}$

**Instruction:** In this dialogue, different participants expressed their opinions towards various aspects of targets, including the opinion of  $h_1$  on  $a_1$  of  $t_1$  is  $o_1$ , and the opinion of  $h_2$  on  $a_2$  of  $t_2$  is  $o_2$ , etc. Please based on the dialogue, verify whether these descriptions are consistent with the dialogue content and provide '1' for 'yes' or '0' for 'no' judgment.

**Expected Output:** 1 (if yes) or 0 (if no)

### ► Step 3: Verification of Sentiment-Rationale Mining

**Input Data:**  $D, \{(h_j, t_i, a_i, o_j, s_k, r_l)\}$

**Instruction:** In this dialogue, the analysis has identified sentiments and rationales behind opinions, including  $h_1$ 's opinion  $o_1$  on  $a_1$  of  $t_1$  carries a sentiment  $s_1$  with rationale  $r_1$ , etc. Please based on the dialogue, verify whether these descriptions are consistent with the dialogue content and provide '1' for 'yes' or '0' for 'no' judgment.

**Expected Output:** 1 (if yes) or 0 (if no)

### ► Step 4: Verification of Sentiment Flipping Trigger Classification

**Input Data:**  $D, \{(h_j, t_i, a_i, o_j, s_k, r_l)\}$

**Instruction:** In this dialogue, instances of sentiment flipping and their triggers have been identified, including  $h_1$ 's sentiment towards  $a_1$  of  $t_1$  initially was  $\zeta_1$  and later flipped to  $\phi_1$  due to trigger  $t_1$ , etc. Please based on the dialogue and your commonsense knowledge, verify whether these descriptions accurately capture the emotional dynamics and their triggers in the dialogue and provide '1' for 'yes' or '0' for 'no' judgment.

**Expected Output:** 1 (if yes) or 0 (if no)

Upon receiving outcomes from the verification prompted by the MLLM, the next steps are as follows:

**In case of inconsistency:** If verification results show the expression is inconsistent with the dialogue content, we will instruct the LLM to regenerate and reverify the k-tuples.

**In case of consistency:** If the LLM confirms the expression is consistent with the dialogue content, it indicates that the current step's reasoning and transformation results are trustworthy. We then proceed with the next steps of analysis and verification based on this confirmed information.

This procedure ensures the analysis moves forward in an orderly manner. If inconsistencies arise, they are addressed by revisiting the analysis steps; once results are confirmed to be consistent, the analysis proceeds, leveraging these verified outcomes for subsequent steps.

## E Extensions of Settings and Implementations

In this section, we continue to provide more descriptions about the implementation details of our system and experiments.

### E.1 System Training Details

#### E.1.1 Training Step 1: Multimodal Understanding Stage

► **Training Data:** The training data comprises 'text+X' pairs, where 'X' represents various forms of multimodal inputs including images, audios or videos. This diverse dataset structure is crucial for enabling LLM to learn from and interpret a wide range of multimodal information, thereby enhancing its ability to process and understand complex multimodal scenarios. Specifically, we employ well-established datasets such as LLaVA[47], miniGPT-4[96] and VideoChat[41], which have been designed for multimodal language model instruction tuning. These datasets not only provide a rich source of 'Text+X' pairs but also align with our objective to improve LLM's proficiency in generating textual responses from multimodal inputs, covering a broad spectrum of real-world scenarios and enhancing the model's understanding of multimodal content.

► **Training Objective:** The primary objective is to train the LLM to accurately interpret and generate textual descriptions for multimodal inputs, fostering a comprehensive understanding of both textual and non-textual content.

► **Training Method:** The multimodal inputs are encoded using the ImageBind model. The encoded information is then projected into the model's embedding space using a projection layer. The language model is fine-tuned using LoRA.

► **Loss Function:** To optimize the model's ability to generate accurate textual descriptions from multimodal inputs, we employ the Negative Log-Likelihood (NLL) Loss.

$$L_{NLL} = - \sum_{t=1}^T \log(p_{t,c_t}) \quad (5)$$

where  $T$  is the length of the text sequence,  $c_t$  represents the correct word at time step  $t$ , and  $p_{t,c_t}$  is the probability assigned by the model to the correct word at time step  $t$ .

#### E.1.2 Training Step 2: Sextuple Extraction Understanding

► **Training Data:** Use the PanoSent train set as supervised data, containing input dialogues and the corresponding sextuple information extracted from these dialogues.

► **Training Objective:** To train the model to accurately understand and extract sextuple information from dialogues, mastering the specified input-output pattern.

► **Training Method:** The base model is fine-tuned using LoRA, fitting the model to predict the correct sextuple information based on the input dialogues.

► **Loss Function:** To optimize the model's performance in accurately extracting sextuple information from dialogues, we also apply the Negative Log-Likelihood (NLL) Loss.

$$L_{NLL} = - \sum_{t=1}^T \log(p_{t,c_t}) \quad (6)$$

where  $T$  is the length of the output sequence,  $c_t$  represents the correct label at time step  $t$ , and  $p_{t,c_t}$  is the probability assigned by the model to the correct label at time step  $t$ .

#### E.1.3 Training Step 3: Paraphrase-based Verification

► **Training Data:** Comprises paraphrase pairs that exhibit either an entailment or contradiction relation to the given context, aimed at verifying the accuracy of results from previous reasoning steps.

► **Training Objective:** To train the model to distinguish between entailment and contradiction in the context of the provided paraphrases, ensuring the integrity and reliability of each reasoning step.

► **Loss Function:** For the task of classifying paraphrase pairs as entailment or contradiction, we use the Binary Cross-Entropy Loss function.

$$L_{BCE} = -\frac{1}{N} \sum_{i=1}^N [y_i \log(p_i) + (1 - y_i) \log(1 - p_i)] \quad (7)$$

where  $N$  is the number of samples,  $y_i$  indicates the true label (1 for entailment, 0 for contradiction), and  $p_i$  is the predicted probability of the  $i^{th}$  sample being an entailment. This loss function aims to optimize the model’s ability to accurately classify the paraphrase pairs into the correct categories, enhancing the accuracy of the reasoning process.

## F Evaluation Specifications

Here, we provide a detailed introduction on how we conduct the evaluation for the two subtasks.

### F.1 Subtask-I Evaluation

For Subtask I, focusing on the extraction of fine-grained sentiment sextuples, our evaluation methodology is designed to rigorously assess the performance across various aspects of the task. We provide detailed specifications for element-wise, pair-wise, and overall sextuple evaluations.

#### F.1.1 Element-wise Evaluations

► **Explicit Elements.** For elements explicitly mentioned in the text, we apply the exact match metric for evaluation. Under this metric, a correct prediction must precisely match the term as annotated in the gold standard. Exact Precision (EP) is calculated as the proportion of correctly predicted terms among all predicted terms, while Exact Recall (ER) is the proportion of correctly predicted terms among all gold terms.

$$EP = \frac{\#correct\ terms}{\#predicted\ terms} \quad (8)$$

$$ER = \frac{\#correct\ terms}{\#gold\ terms} \quad (9)$$

$$Exact\ Match\ F1 = 2 \cdot \frac{EP \cdot ER}{EP + ER} \quad (10)$$

Here, ‘#’ denotes the amount, and ‘correct terms’ refer to the predicted terms that exactly match the gold terms.

► **Implicit Elements.** For implicit elements not explicitly mentioned in the text, we utilize the binary match metric, which is a relaxation of the above exact one. For implicit elements not explicitly mentioned in the text, we utilize the binary match metric, which is a relaxation of the exact match metric. We evaluate if the predicted element is semantically identical to the gold term, as assessed by GPT-4, assigning a binary outcome (1 if yes, otherwise 0). When constructing such queries, it is crucial to include

sufficient contextual information from the dialogue. This is because the meaning of terms can vary with context, and relying solely on the terms themselves may not accurately reflect their significance in a specific dialogue. Therefore, it is essential that the prompts provided to GPT-4 contain complete dialogue content to enable accurate semantic evaluation. Our standard instruction template for GPT-4 is: "Given the context of the dialogue, do ‘[predicted term]’ and ‘[gold standard term]’ have similar meanings?"

$$BP = \frac{\#semantically\ identical\ terms}{\#predicted\ terms} \quad (11)$$

$$BR = \frac{\#semantically\ identical\ terms}{\#gold\ terms} \quad (12)$$

$$Binary\ Match\ F1 = 2 \cdot \frac{BP \cdot BR}{BP + BR} \quad (13)$$

► **Element of Explicit Rationale.** For evaluating the explicit rationale element, we use the proportional match metric, which measures the proportional overlap between the predicted and gold standard terms. Proportional overlap assigns a score to represent the proportion of the overlapped region, rather than a binary value, 0 or 1. Proportional precision (PP) measures the proportion of the overlap between a predicted term and an overlapping gold term. Proportional recall (PR) measures the proportion of the overlap between a gold term and an overlapping predicted term.

$$PP = \frac{\#correct\ terms|proportional\ overlap}{\#predicted\ terms} \quad (14)$$

$$PR = \frac{\#correct\ terms|proportional\ overlap}{\#gold\ terms} \quad (15)$$

$$Proportional\ Match\ F1 = 2 \cdot \frac{PP \cdot PR}{PP + PR} \quad (16)$$

► **F1 Score for Each Element.** The F1 score for each element is the average of the Exact F1 and the Relevant F1 score under that category, which could be either Binary F1 for implicit elements or Proportional F1 for explicit rationale, depending on the nature of the element.

► **Sentiment Classification.** The macro F1 Score is calculated as the average of F1 Scores for all sentiment classes, offering a balanced measure of model performance across different sentiment orientations. For each sentiment class  $c$ , we define:

$$CP_c = \frac{\#correct\ predictions\ for\ class\ c}{\#predictions\ of\ class\ c} \quad (17)$$

$$CR_c = \frac{\#correct\ predictions\ for\ class\ c}{\#gold\ instances\ of\ class\ c} \quad (18)$$

$$Class\ F1_c = 2 \cdot \frac{CP_c \times CR_c}{CP_c + CR_c} \quad (19)$$

$$Macro\ F1 = \frac{F1_{positive} + F1_{negative} + F1_{neutral}}{3} \quad (20)$$

#### F.1.2 Pair-wise Evaluations

For a pair, the prediction must correctly identify both spans, and adhere to the evaluation standards for implicit elements and rationale.

► **Pair-wise F1 Score.** This metric evaluates the precision and recall of correctly identified pairs within the sextuples.

$$PP = \frac{\#correct\ pairs}{\#predicted\ pairs} \quad (21)$$

$$PR = \frac{\#correct\ pairs}{\#gold\ pairs} \quad (22)$$

$$Pair\text{-}wise\ F1 = 2 \cdot \frac{PP \cdot PR}{PP + PR} \quad (23)$$

### F.1.3 Sextuple Evaluations

For sextuple extraction, the prediction must accurately match all six elements, samely with consideration for the accuracy of implicit elements and rationale.

► **Micro F1 Score.** This metric evaluates the overall precision(OP) and overall recall(OR) for sextuple extraction.

$$OP = \frac{\#correct\ sextuples}{\#predicted\ sextuples} \quad (24)$$

$$OR = \frac{\#correct\ sextuples}{\#gold\ sextuples} \quad (25)$$

$$Micro\ F1 = 2 \cdot \frac{OP \cdot OR}{OP + OR} \quad (26)$$

► **Identification F1 Score.** This metric focuses on the identification precision(IP) and identification recall(IR) of sextuples, excluding sentiment polarity.

$$IP = \frac{\#correctly\ identified\ sextuples\ without\ sentiment}{\#predicted\ sextuples} \quad (27)$$

$$IR = \frac{\#correctly\ identified\ sextuples\ without\ sentiment}{\#gold\ sextuples} \quad (28)$$

$$Identification\ F1 = 2 \cdot \frac{IP \cdot IR}{IP + IR} \quad (29)$$

## F.2 Subtask-II Evaluation

In Subtask-II, the evaluation of model performance in identifying sentiment flips and their triggers adopts specific measures tailored to the complexity of each task component. For assessing the identification of initial and flipped sentiments as well as their combined evaluation with triggers, the exact match F1 score is employed to account for the precision in capturing the interconnected aspects of sentiment transitions. Conversely, for the classification task of identifying triggers alone, the Macro F1 score is utilized to ensure a balanced evaluation across all trigger categories, reflecting equal importance to the accurate identification of each trigger type.

### F.2.1 Flip Evaluations

To assess the model’s ability to correctly identify both the initial sentiment and the flipped sentiment, we use the exact match F1 score. This measure accurately reflects the model’s capability in detecting precise changes in sentiment:

$$Exact\ Match\ F1 = 2 \cdot \frac{Precision_{Flip} \times Recall_{Flip}}{Precision_{Flip} + Recall_{Flip}} \quad (30)$$

### F.2.2 Trigger Evaluations

We evaluate the identification of flipping triggers using the Macro F1 score, which accommodates the diversity of trigger categories within the dataset. This metric ensures that all categories

**Table 8: Rationale extraction evaluation results on 200 EN test samples.**

Rationale Extraction	
Human Evaluation	67.31
Proportional Match F1	<b>45.49</b>
Exact Match F1	20.38

are assessed with equal importance, providing a balanced measure of performance across varied types of triggers.

$$Macro\ F1 = \frac{1}{N} \sum_{i=1}^N 2 \cdot \frac{Precision_i \times Recall_i}{Precision_i + Recall_i} \quad (31)$$

where  $N$  is the number of trigger categories, and  $Precision_i$  and  $Recall_i$  are the precision and recall for the  $i$ -th trigger category, respectively.

### F.2.3 Overall Flip-Trig Evaluations

Finally, the model’s overall performance in simultaneously identifying both the correct flipped sentiment and the correct trigger is assessed using the exact match f1 score, providing a comprehensive evaluation of the model’s nuanced understanding of sentiment dynamics and their triggers:

$$Exact\ Match\ F1 = 2 \cdot \frac{Precision_{Flip-Trig} \times Recall_{Flip-Trig}}{Precision_{Flip-Trig} + Recall_{Flip-Trig}} \quad (32)$$

## G More Experiments and Analyses

We further present additional experimental results and analyses.

### G.1 Evaluation on Rationale

This experiment aims to compare the applicability of the proportional match F1 versus exact match F1 evaluation metrics in the task of rationale extraction. We focus on empirically validating the performance of these two evaluation methods across 200 data entries, using human judgment as a benchmark to assess their effectiveness.

First, we calculate the exact match F1 and proportional match F1 scores for rationale extraction on the selected dataset. Next, we conduct a manual review of these 200 data entries, providing a binary match F1 score to assess whether the predicted rationale is semantically identical to the gold rationale. Lastly, these automatically computed scores are directly compared with the results of the manual review.

As shown in Table 8, the results demonstrate that the proportional match F1 scores are significantly more consistent with manual evaluations than the exact match F1 scores. This finding supports the effectiveness of the proportional match F1 evaluation metric in situations of partial text match for rationale. It indicates that proportional match F1 better captures and evaluates text segments that support specific sentiment judgments, compared to exact match F1. This discrepancy highlights the superior flexibility and alignment of proportional match F1 with human assessment practices in sentiment analysis tasks, especially those involving rationale extraction.

**Table 9: Comparison of LLM Backbones on EN Dataset.**

	PLM	Method	Result	
			Sextuple	Flip-Trig
M1	Llama 2	Sentica	19.58	55.46
M2	Llama 2	Sentica(+CoS+PpV)	28.70	65.63
M3	Vicuna 7B	Sentica	20.16	56.09
M4	Vicuna 7B	Sentica(+CoS+PpV)	29.97	67.03
M5	Flan-T5-XXL	Sentica	21.26	58.45
M6	Flan-T5-XXL	Sentica(+CoS+PpV)	<b>32.18</b>	<b>69.39</b>

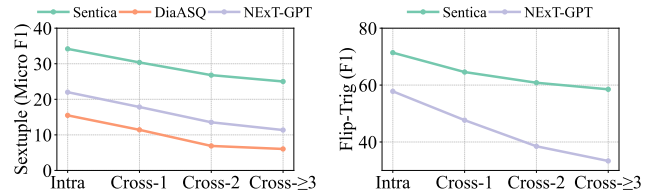
## G.2 Extended Explorations of Impact of Using Different Backbone LLMs

In order to compare the performance of different LLM backbones on our two subtasks, we conduct a controlled experiment where we maintain consistent methodologies and architectures across two settings—Sentica and Sentica (+CoS+PpV)—while varying only the LLM backbone used for task reasoning. For a fair comparison, each model is evaluated using the same set of parameters and input data (only English dataset), ensuring that any performance differences could be attributed to the backbone itself, rather than external variables.

As presented in Table 9, the results indicate that the Flan-T5-XXL backbone outperforms others in both subtasks. This superior performance is evident in the consistently higher scores achieved in the subtasks, confirming the efficacy of Flan-T5-XXL as a backbone for the Sentica framework.

## G.3 Cross-utterance Sextuple Extraction and Sentiment Flip Trigger Identification.

In assessing the impact of cross-utterance dialogue dynamics on emotion analysis tasks, our experimental results demonstrate a consistent trend across both subtasks evaluated, shown in Figure 9. Cross-utterance interaction presents a discernible challenge that invariably leads to a degradation in performance. However, our Sentica mitigates this effect more robustly than comparative methodologies. This is evidenced by a relatively smaller decline in F1 scores, particularly in scenarios with increased cross-utterance complexity. Subtask I, which entails the extraction of sentiment sextuples, inherently requires a deeper contextual comprehension, making it more vulnerable to cross-utterance disturbances than Subtask II’s focus on sentiment trigger identification and classification. When comparing LLM-based methods (Sentica and NEX-T-GPT) with non-LLM-based methods (DiaASQ), the former exhibits superior capability in contending with cross-utterance intricacies. Specifically, our model outstrips DiaASQ significantly under cross-utterance conditions, maintaining a higher performance baseline. For Subtask II, a similar pattern prevails with our method outperforming NEX-T-GPT. This underlines our model’s robustness, not only in intra-utterance contexts but also when navigating the complexities introduced by cross-utterance dialogue sequences.

**Figure 9: Performance of two subtasks on different cross-utterance levels.****Table 10: Comparison of joint and separate execution for subtask-II on EN data.**

	Sextuple	Flip-Trig Trip
Joint	32.18	<b>69.39</b>
Separate	32.18	60.06

## G.4 Impact of Joint VS. Separate Subtask Execution.

The experiment aims to determine the effects of jointly performing Panoptic Sentiment Sextuple Extraction (subtask-I) and Sentiment Flipping Analysis (subtask-II) as opposed to processing them separately. In our CoS framework, we adopt a joint (cascade) approach. Comparative analysis of the results reveals that Subtask-II, when informed by the sentiment sextuples inferred from Subtask-I, demonstrates increased accuracy in identifying the Flip-Tri pair within dialogues. This improvement is significantly reflected in the increase of the Flip-Tri pair metric from 60.06 to 69.39, as shown in Table 10. The findings confirm that the sentiment sextuples from Subtask-I serve as critical reference information for Subtask-II, significantly enhancing the precision of sentiment flip identification and analysis, thereby highlighting the necessity and efficacy of an integrated approach to complex sentiment analysis tasks.

## G.5 Influence of Training with Different Data Amount

In this study, we explore the effects of varying the volume of supervised training data on a LLM across five different data levels: 0%, 20%, 50%, 80%, and 100% of the training set. This investigation aims to pinpoint how different quantities of training data influence the model’s performance in a supervised setting, with a particular focus on understanding the incremental benefits of additional data. We systematically increase the proportion of the dataset used for training, allowing for a direct comparison of the model’s performance across these varying levels of data availability. The result, as shown in Figure 10, shows a consistent improvement in the model’s effectiveness as the amount of supervised training data increases. Notably, the increase from 0% to 20% of the training data yields the most significant performance boost, demonstrating that early additions of supervised data substantially enhance the model’s capabilities.

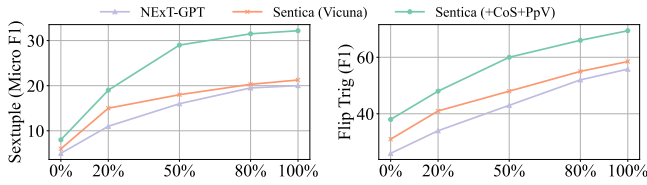


Figure 10: Performance on different training data volume.

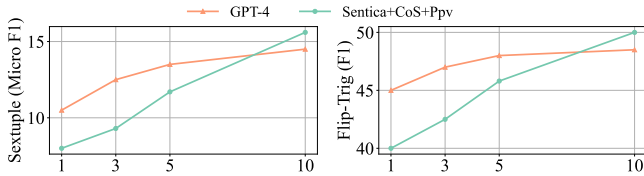


Figure 11: Performance comparison of our model and GPT-4 across different few-shot learning.

## G.6 Few-shot Learning Experiments

The experiment is designed to compare the efficacy of our model against GPT-4 in few-shot learning scenarios without prior task-specific training. In conducting this comparison, few-shot instances



of 1, 3, 5, and 10 are chosen to observe how both models adapt and learn from an increasing number of examples. The results in Figure 11 shows that both models performing modestly with just 1 and 3 shots, due to the limited amount of information available. GPT-4 performs significantly better in scenarios with minimal examples. However, as the shot count is elevated to 5 and then to 10, our model demonstrate a notable uptick in performance, indicative of its enhanced capability to assimilate and apply the task’s salient features and patterns effectively.

## G.7 Case Study

We present several examples to highlight the performance differences between our model and others. As shown in Figures 12, 13, and 14, our model exhibits a deeper understanding of complex dialogue contexts, skillfully capturing subtle nuances and inferring implicit intentions. Its superior ability to handle multimodal information results in a more accurate interpretation across various modalities. Additionally, our model excels at uncovering implicit elements within dialogues. These strengths collectively allow for more comprehensive extraction of sextuple information and also aid in a more accurate analysis of sentiment flips within conversations.

Input Dialogue
① Lina: Hey guys, have you seen the reviews for the new iPhone 12? (reply = -1) ② Maya: No, I haven't, but my brother has one. He mentioned that his phone is not performing well and requires constant charging. (reply = 0) ③ Lina: Really? I thought they said it had improved battery life. (reply = 1) ④ Maya: That's what I expected too. (reply = 2) ⑤ Emma: How about the camera performance? (reply = 1) ⑥ Simon: I've been impressed with it. The night mode is fantastic; it captures clear shots even in low light conditions. (reply = 4)
Output of NEXT-GPT
Subtask-I: ➤ sextuple-1: ( <b>Maya</b> , iPhone 12, [ <b>performance</b> ], not performing well, negative, requires constant charging) ➤ sextuple-1: (Simon, iPhone 12, <b>night mode</b> , impressed, positive, captures clear shots)
Subtask-II: ➤ None
Output of Sentic
Subtask-I: ➤ sextuple-1: ( <b>Maya</b> , iPhone 12, [ <b>performance</b> ], not performing well, negative, requires constant charging) ➤ sextuple-2: (Simon, iPhone 12, <b>night mode</b> , impressed, positive, captures clear shots even in low light conditions)
Subtask-II: ➤ None
Output of Sentic+CoS
Subtask-I: ➤ sextuple-1: ( <b>Maya's brother</b> , iPhone 12, [ <b>battery</b> ], not performing well, negative, requires constant charging) ➤ sextuple-2: (Simon, iPhone 12, <b>night mode</b> , impressed, positive, captures clear shots even in low light conditions)
Subtask-II: ➤ None
Output of Sentic+CoS+PpV
Subtask-I: ➤ sextuple-1: ( <b>Maya's brother</b> , iPhone 12, [ <b>battery</b> ], not performing well, negative, requires constant charging) ➤ sextuple-2: (Simon, iPhone 12, <b>camera performance</b> , impressed, positive, <b>the night mode is fantastic; it captures clear shots even in low light conditions</b> )
Subtask-II: ➤ None

Figure 12: A conversation on domain of electronic products. Different colors represent two types of answers. The first type in red indicates the wrong one, yet the green is the correct answer. [\*] indicates the implicit information in the text.

Input Dialogue
<p>① Samantha23: I think the screenplay of the new action series is incredibly engaging. The unexpected plot twists consistently deliver high-stakes drama. (reply = -1)</p> <p> [Dramatic poster showcasing main characters and a tagline about its thrilling plot twists.]</p> <p>② TechSavvy: However, I'm unsatisfied with the character development; some are richly portrayed while others barely scratch the surface. (reply = 0)</p> <p>③ StoryWeaver: Yet, the storyline itself is exceptionally intricate, marked by its layered narratives and compelling plot twists that keep the narrative dynamic. (reply = 1)</p> <p>④ SuspenseSee: I also find the pacing of the series refreshingly slow, allowing for detailed character development and a more profound build-up of suspense. (reply = 2)</p> <p>⑤ SuspenseSee: However, upon further viewing, I've come to see the slow pacing as a drawback. (reply = 3)</p> <p> [Some slow scenes in series that impact the tension and pace of the action.]</p>
Output of NEXt-GPT
<p>Subtask-I:</p> <ul style="list-style-type: none"> <li>➤ sextuple-1: (Samantha23, action series, screenplay, incredibly engaging, positive, the unexpected plot twists consistently deliver high-stakes drama)</li> <li>➤ sextuple-2: (TechSavvy, action series, character development, unsatisfied, negative, some are richly portrayed while others barely scratch the surface)</li> <li>➤ sextuple-3: (StoryWeaver, action series, storyline, exceptionally intricate, positive, marked by its layered narratives and compelling plot twists)</li> <li>➤ sextuple-4: (SuspenseSee, action series, pacing, refreshingly slow, positive, allowing for detailed character development)</li> <li>➤ sextuple-5: (SuspenseSee, action series, <b>slowing pacing</b>, a drawback, negative, <b>upon further viewing</b>)</li> </ul> <p>Subtask-II:</p> <ul style="list-style-type: none"> <li>➤ sentiment-flip: <b>None</b></li> </ul>
Output of Sentic
<p>Subtask-I:</p> <ul style="list-style-type: none"> <li>➤ sextuple-1: (Samantha23, action series, screenplay, incredibly engaging, positive, the unexpected plot twists consistently deliver high-stakes drama)</li> <li>➤ sextuple-2: (TechSavvy, action series, character development, unsatisfied, negative, some are richly portrayed while others barely scratch the surface)</li> <li>➤ sextuple-3: (StoryWeaver, action series, storyline, exceptionally intricate, positive, marked by its layered narratives and compelling plot twists that keep the narrative dynamic)</li> <li>➤ sextuple-4: (SuspenseSee, action series, pacing, refreshingly slow, positive, allowing for detailed character development and a more profound build-up of suspense)</li> <li>➤ sextuple-5: (SuspenseSee, action series, <b>slowing pacing</b>, a drawback, negative, <b>upon further viewing</b>)</li> </ul> <p>Subtask-II:</p> <ul style="list-style-type: none"> <li>➤ sentiment-flip: <b>None</b></li> </ul>
Output of Sentic+CoS
<p>Subtask-I:</p> <ul style="list-style-type: none"> <li>➤ sextuple-1: (Samantha23, action series, screenplay, incredibly engaging, positive, the unexpected plot twists consistently deliver high-stakes drama)</li> <li>➤ sextuple-2: (TechSavvy, action series, character development, unsatisfied, negative, some are richly portrayed while others barely scratch the surface)</li> <li>➤ sextuple-3: (StoryWeaver, action series, storyline, exceptionally intricate, positive, marked by its layered narratives and compelling plot twists that keep the narrative dynamic)</li> <li>➤ sextuple-4: (SuspenseSee, action series, pacing, refreshingly slow, positive, allowing for detailed character development and a more profound build-up of suspense)</li> <li>➤ sextuple-5: (SuspenseSee, action series, <b>pacing</b>, a drawback, negative, [<b>impact the tension and pace of the action</b>])</li> </ul> <p>Subtask-II:</p> <ul style="list-style-type: none"> <li>➤ sentiment-flip: (SuspenseSee, action series, pacing, positive, negative, <b>participant feedback and interaction</b>)</li> </ul>
Output of Sentic+CoS+PpV
<p>Subtask-I:</p> <ul style="list-style-type: none"> <li>➤ sextuple-1: (Samantha23, action series, screenplay, incredibly engaging, positive, the unexpected plot twists consistently deliver high-stakes drama)</li> <li>➤ sextuple-2: (TechSavvy, action series, character development, unsatisfied, negative, some are richly portrayed while others barely scratch the surface)</li> <li>➤ sextuple-3: (StoryWeaver, action series, storyline, exceptionally intricate, positive, marked by its layered narratives and compelling plot twists that keep the narrative dynamic)</li> <li>➤ sextuple-4: (SuspenseSee, action series, pacing, refreshingly slow, positive, allowing for detailed character development and a more profound build-up of suspense)</li> <li>➤ sextuple-5: (SuspenseSee, action series, <b>pacing</b>, a drawback, negative, [<b>impact the tension and pace of the action</b>])</li> </ul> <p>Subtask-II:</p> <ul style="list-style-type: none"> <li>➤ sentiment-flip: (SuspenseSee, action series, pacing, positive, negative, <b>personal experiences and self-reflection</b>)</li> </ul>

**Figure 13: A conversation on domain of movies and entertainment.**



Input Dialogue
<p>① James: I've tried it from that food truck, and it's so delicious! The fresh ingredients make it stand out. (reply = -1)   [An image of a person happily enjoying a plate of tacos from a street vendor.]</p> <p>② Sophia: I agree, the flavors are amazing. They blend traditional and unexpected ingredients perfectly, which really elevates the overall taste. (reply = 0)</p> <p>③ Oliver: I think the portion sizes are too small, and they need to improve that. (reply = 1)   [An audio comparing portion sizes with another food truck.]</p> <p>④ James: I have to disagree. I feel the portion sizes are just right, and I wouldn't want them any larger. (reply = 2)</p> <p>⑤ Lucas: And the food truck's customer service is exceptional, they always go the extra mile! (reply = 1)</p> <p>⑥ Isabella: I don't think so, I've had a few bad experiences with their customer service. Their customer service often makes me frustrated. (reply = 4)</p> <p>⑦ Lucas: That's really disappointing to hear. Their inconsistent customer service is unacceptable, and it's really changed my view about them. (reply = 5)</p>
Output of NExt-GPT
<p>Subtask-I:</p> <ul style="list-style-type: none"> <li>➤ sextuple-1: (James, <b>it</b>, [flavors], so delicious, positive, the fresh ingredients make it stand out)</li> <li>➤ sextuple-2: (Sophia, <b>it</b>, [flavors], amazing, positive, they blend traditional and unexpected ingredients perfectly)</li> <li>➤ sextuple-3: (Oliver, tacos, portion sizes, too small, negative, <b>they need to improve that</b>)</li> <li>➤ sextuple-4: (James, tacos, portion sizes, just right, <b>positive</b>, I wouldn't want them any larger)</li> <li>➤ sextuple-5: (Lucas, food truck, customer service, exceptional, positive, they always go the extra mile)</li> <li>➤ sextuple-6: (Isabella, food truck, customer service, frustrated, negative, a few bad experiences)</li> <li>➤ sextuple-7: (Lucas, food truck, customer service, unacceptable, negative, <b>that's really disappointing to hear</b>)</li> </ul> <p>Subtask-II:</p> <ul style="list-style-type: none"> <li>➤ sentiment-flip: (Lucas, food truck, customer service, positive, negative, participant feedback and interaction)</li> </ul>
Output of Sentic
<p>Subtask-I:</p> <ul style="list-style-type: none"> <li>➤ sextuple-1: (James, <b>it</b>, [flavors], so delicious, positive, the fresh ingredients make it stand out)</li> <li>➤ sextuple-2: (Sophia, <b>it</b>, [flavors], amazing, positive, they blend traditional and unexpected ingredients perfectly)</li> <li>➤ sextuple-3: (Oliver, tacos, portion sizes, too small, negative, <b>they need to improve that</b>)</li> <li>➤ sextuple-4: (James, tacos, portion sizes, just right, <b>positive</b>, I wouldn't want them any larger)</li> <li>➤ sextuple-5: (Lucas, food truck, customer service, exceptional, positive, they always go the extra mile)</li> <li>➤ sextuple-6: (Isabella, food truck, customer service, frustrated, negative, I've had a few bad experiences with their customer service)</li> <li>➤ sextuple-7: (Lucas, food truck, customer service, unacceptable, negative, <b>that's really disappointing to hear</b>)</li> </ul> <p>Subtask-II:</p> <ul style="list-style-type: none"> <li>➤ sentiment-flip: (Lucas, food truck, customer service, positive, negative, participant feedback and interaction)</li> </ul>
Output of Sentic+CoS
<p>Subtask-I:</p> <ul style="list-style-type: none"> <li>➤ sextuple-1: (James, <b>tacos</b>, [flavors], so delicious, positive, the fresh ingredients make it stand out)</li> <li>➤ sextuple-2: (Sophia, <b>tacos</b>, [flavors], amazing, positive, they blend traditional and unexpected ingredients perfectly, which really elevates the overall taste)</li> <li>➤ sextuple-3: (Oliver, tacos, portion sizes, too small, negative, <b>[compare with another food truck]</b>)</li> <li>➤ sextuple-4: (James, tacos, portion sizes, just right, <b>positive</b>, I wouldn't want them any larger)</li> <li>➤ sextuple-5: (Lucas, food truck, customer service, exceptional, positive, they always go the extra mile)</li> <li>➤ sextuple-6: (Isabella, food truck, customer service, frustrated, negative, I've had a few bad experiences with their customer service)</li> <li>➤ sextuple-7: (Lucas, food truck, customer service, unacceptable, negative, <b>[hear about the negative experiences shared by Isabella]</b>)</li> </ul> <p>Subtask-II:</p> <ul style="list-style-type: none"> <li>➤ sentiment-flip: (Lucas, food truck, customer service, positive, negative, participant feedback and interaction)</li> </ul>
Output of Sentic+CoS+PpV
<p>Subtask-I:</p> <ul style="list-style-type: none"> <li>➤ sextuple-1: (James, <b>tacos</b>, [flavors], so delicious, positive, the fresh ingredients make it stand out)</li> <li>➤ sextuple-2: (Sophia, <b>tacos</b>, [flavors], amazing, positive, they blend traditional and unexpected ingredients perfectly, which really elevates the overall taste)</li> <li>➤ sextuple-3: (Oliver, tacos, portion sizes, too small, negative, <b>[compare with another food truck]</b>)</li> <li>➤ sextuple-4: (James, tacos, portion sizes, just right, <b>neutral</b>, I wouldn't want them any larger)</li> <li>➤ sextuple-5: (Lucas, food truck, customer service, exceptional, positive, they always go the extra mile)</li> <li>➤ sextuple-6: (Isabella, food truck, customer service, frustrated, negative, I've had a few bad experiences with their customer service)</li> <li>➤ sextuple-7: (Lucas, food truck, customer service, unacceptable, negative, <b>[hear about the negative experiences shared by Isabella]</b>)</li> </ul> <p>Subtask-II:</p> <ul style="list-style-type: none"> <li>➤ sentiment-flip: (Lucas, food truck, customer service, positive, negative, participant feedback and interaction)</li> </ul>

Figure 14: A conversation on domain of food and cuisine.