

# Combining arbitrary order global Padé approximation of the Mittag-Leffler function with its addition formula for a significant accuracy boost

Richard Herrmann<sup>1</sup>

Received: 1 September 2024 / Revised: / Accepted: .....

**Abstract** The combination of the global Padé approximation of the Mittag-Leffler function with its addition formula for the case  $\alpha < 1$  yields significantly higher accuracy results for a given arbitrary order  $n$ . We present a solution in terms of a Mathematica notebook to determine the general structure of the system of linear equations to be solved, followed by an implementation as a C++ program using the **Eigen** template library for linear algebra. For a comparison with contour integral solutions we present an implementation as a C++ program using the **boost** library's quadrature package employing the Gauss-Kronrod-method.

**Keywords** fractional calculus (primary) · Mittag-Leffler type functions · Algorithms for approximation of functions · Numerical integration

**Mathematics Subject Classification (2010)** 26A33 (primary) · 33E12 · 65D15 · 65D30

## 1 Introduction

Because of their fundamental importance within the framework of fractional calculus [13], especially in solving fractional differential equations [7], the Mittag-Leffler functions are essential for anyone working in this field. They are necessary in both verifying analytic results and exploring practical applications numerically.

Although known for more than 120 years, the Mittag-Leffler function was only recently included in the Mathematical Subject Classification (MSC) system as code 33E12, starting with the 2000 revision. Fortunately, the history numerical of implementation began much earlier:

---

Richard Herrmann<sup>1,\*</sup>  
gigaHedron.de, Berliner Ring 80, 63303 Dreieich, Germany  
E-mail: r.herrmann@fractionalcalculus.org \* corresponding author

Beginning with the direct truncated power series expansion, several methods for numerical evaluation have been used and combined to optimize the efficiency and accuracy of numerical implementation.

Widely used is the numerical evaluation of an integral representation along a Hankel contour [6], [9], [1] applying standard quadrature methods.

Alternatively numerical inversion of the Laplace transform [4], [16] is common practise. Furthermore, global Padé approximation methods [20], [18] are used too.

For large arguments there exist useful asymptotic expansions [6].

Nevertheless, every method has its limitations, making it tempting to use library implementations, which have become available recently for CAS Matlab (since 2006), Mathematica (since 2012), Python (mpmath since 2010, SciPy since 2017) and of course, third-party implementations for almost all programming languages. But they are very slow.

In the following, we will develop a C++ implementation of a symmetric order  $n, n$  case of the global Padé approximant, based on the method proposed by [20] and refined by [18] which will improve the accuracy and performance significantly.

We will make the following steps:

- Present two analytic approaches to derive the global Padé approximant of the Mittag-Leffler function, first explicitly and then only the system of linear equations in terms of a Mathematica notebook.
- Solve the derived system of linear equations using the Eigen linear algebra package within a C++ program.
- Compare the performance and stability to a classical quadrature algorithm for a solution of the integral representation of the Mittag-Leffler function using the `boost` quadrature package.
- From an error analysis of compared strategies we make suggestions to significantly enhance the precision and performance of our approximation.

## 2 Setting up the algebra

A classical approach to approximate a function is a Taylor expansion eg. at the origin. For the Mittag-Leffler function we may use the defining series directly:

$$E_{\alpha, \beta}(z) = \sum_{k=0}^{\infty} \frac{z^k}{\Gamma(\beta + \alpha k)} \quad (2.1)$$

We will give a global Padé approximant of order  $n$

$${}_n P_{n+1}(\{a_i\}; \{b_j\}; x) = \frac{p(x)}{q(x)} = \frac{\sum_{i=0}^n a_i x^i}{\sum_{j=0}^{n+1} b_j x^j} \quad (2.2)$$

of the Mittag-Leffler function  $E_{\alpha, \beta}(-x)$ ,  $x \in \mathbb{R}$  which covers all  $x$  in the region  $0 \leq x < \infty$  in the range  $0 \leq \alpha \leq 1$  and  $0 \leq \beta \leq 2$ .

In [8], we determined  $2n$  coefficients for the global Padé approximant by the requirement, that  $2n$  derivatives of the Mittag-Leffler function and its Padé approximant exactly agree at the origin  $x = 0$ . Talking about boundary conditions for differential equations, this strategy could be compared with the model of a vibrating rod, fixed at the left end, but otherwise freely moving.

Within this picture, we could alternatively consider the model of a vibrating string, which is clamped at both ends. This is the basic idea proposed in [20]:

Use the asymptotic expansions of order  $n$  of the Mittag-Leffler function for both cases simultaneously  $\lim_{x \rightarrow 0}$  and  $\lim_{x \rightarrow \infty}$ .

For the case  $0 < \alpha < 1$ , it follows from the definition (2.1):

$$\lim_{x \rightarrow 0} \Gamma(\beta - \alpha)x E_{\alpha, \beta}(-x) \approx \Gamma(\beta - \alpha)x \sum_{k=0}^{n-1} \frac{(-x)^k}{\Gamma(\beta + \alpha k)} \quad (2.3)$$

$$\equiv a(x) + O(x^{n+1}) \quad (2.4)$$

$$\lim_{x \rightarrow \infty} \Gamma(\beta - \alpha)x E_{\alpha, \beta}(-x) \approx -\Gamma(\beta - \alpha)x \sum_{k=1}^n \frac{(-x)^{-k}}{\Gamma(\beta - \alpha k)} \quad (2.5)$$

$$\equiv b(1/x) + O(x^{-n}) \quad (2.6)$$

at  $x = 0$  and  $x = +\infty$ , respectively.

Now we determine the  $2n$  coefficients for the global Padé approximant by the requirement, that  $n$  terms in both the Padé approximant and Mittag-Leffler function  $E_{\alpha, \beta}(-x)$  should exactly agree at  $x = 0$  and  $1/x = 0$  simultaneously in the series  $p(x)$  and  $q(x)$  from (2.2) compared with  $a(x)$  in (2.3) and  $b(x)$  in (2.3) for all terms with given exponent  $m = \{0, 1, 2, \dots, n-1\}$  in  $x$ .

$$p(x) = q(x)a(x) \quad \forall m = 0, 1, 2, \dots, n \quad (2.7)$$

$$p(x)x^{-n} = q(x)x^{-n}b(x) \quad \forall m = 1, 2, \dots, n-1 \quad (2.8)$$

Finally  $p_n(x) = 1, q_n(x) = 1$  guarantees the correct asymptotic behaviour of the approximation [20].

E.g. for the case  $n = 2$  we have from (2.2)

$$\Gamma(\beta - \alpha)x E_{\alpha, \beta}(x) \approx \frac{p_0 + p_1x + x^2}{q_0 + q_1x + x^2} \quad (2.9)$$

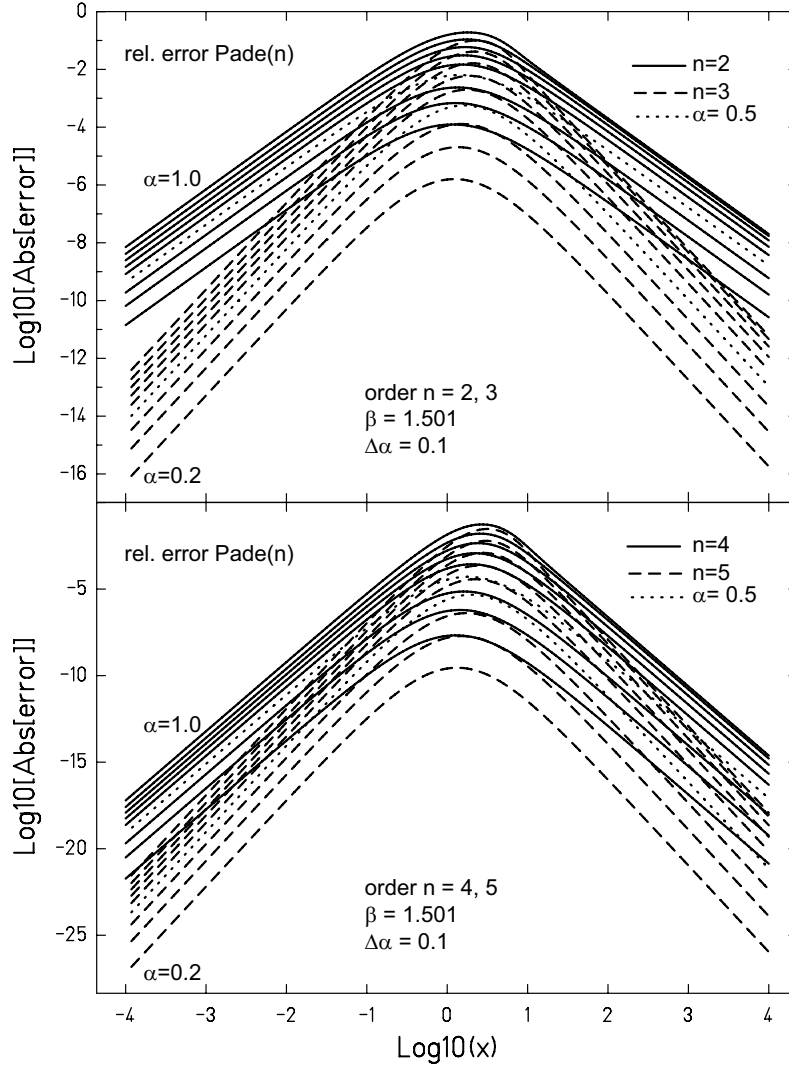
with a set of unknown variables  $\{p_0, p_1, q_0, q_1\}$ .

According to (2.7) we obtain an inhomogeneous system of  $3 + 1 = 4$  equations:

$$p_0 = 0 \quad (2.10)$$

$$p_1 - q_0 \frac{\Gamma(\beta - \alpha)}{\Gamma(\beta)} = 0 \quad (2.11)$$

$$1 - q_1 \frac{\Gamma(\beta - \alpha)}{\Gamma(\beta)} + q_0 \frac{\Gamma(\beta - \alpha)}{\Gamma(\alpha + \beta)} = 0 \quad (2.12)$$



**Fig. 1** Top: Double logarithmic plot of the relative error  $\rho(x)$  within the range  $10^{-4} \leq x \leq 10^4$  for the Padé approximants of order  $n = 2$  (thick lines) and  $n = 3$  (dashed lines) of the generalized Mittag-Leffler function  $E_{\alpha,\beta}(-x)$  for  $\beta = 1501/1000$  and  $2/10 \leq \alpha \leq 1$  in  $\Delta\alpha = 1/10$  steps. For  $\alpha = 5/10$  we used pointed lines. Within the project rational numbers have been used for arbitrary precision calculus. Bottom: Same, but orders order  $n = 4$  (thick lines) and  $n = 5$  (dashed lines).

$$p_1 - q_1 + \frac{\Gamma(\beta - \alpha)}{\Gamma(\beta - 2\alpha)} = 0 \quad (2.13)$$

Mathematica provides several methods to solve such sets of equations. We first choose the simplest way using `Solve`:

```

1          (* order of PadéApproximant *)
2  n = 2
3          (* asymptotics *)
4  a[x_] := +Gamma[bet - alp] x *
5      Sum[(-x)^k/Gamma[bet + alp k], {k, 0, n+1}];
6  b[x_] := -Gamma[bet - alp] x *
7      Sum[(-x)^(-k)/Gamma[bet - alp k], {k, 1, n}];
8          (* collect parameters *)
9  ps = Symbol["p" <> ToString[#]] & /@ Range[0, n - 1];
10 qs = Symbol["q" <> ToString[#]] & /@ Range[0, n - 1];
11 vars = Append[ps, qs] // Flatten;
12          (* powers of x *)
13 xs = (x^#) & /@ Range[0, n - 1];
14          (* Padé polynomials p/q *)
15 p = Total[ps xs] + x^n;
16 q = Total[qs xs] + x^n;
17          (* collect conditions *)
18 ca = CoefficientList[p - q a[x], x];
19 cb = CoefficientList[p/x^n - q/x^n b[x], 1/x];
20          (* collect equations *)
21 condsa = (ca[[#]] == 0) & /@ Range[n + 1];
22 condsb = (cb[[#]] == 0) & /@ Range[2, n];
23 conds = Append[condsa, condsb] // Flatten
24 (* solve system of inhomogenous linear equations *)
25 result = Solve[conds, vars];
26          (* present solution *)
27 padeApproximant = p/q/x/Gamma[bet - alp] /. result

```

**Listing 1** Listing of pade1.nb

Listing 1 presents this solution extending the work of [20] from order  $n = 2$  to arbitrary order  $n$ .

- 1:1–2: Input parameter order  $n$ .
- 1:3–7: Asymptotic expansions for  $a(x)$  and  $b(x)$ .
- 1:8–11: Generate the list of all unknown parameters.
- 1:12–13: Generate the list of all powers  $\{x^0, x^1, \dots, x^{n-1}\}$ .
- 1:15–16: Generate the polynomials  $p(x)$  and  $q(x)$ .
- 1:18–23: Generate the system of equations (2.7).
- 1:24–27: Apply the Mathematica method `Solve` to obtain the parameter values and insert into the `padeApproximant`.

In Figure 1 we compare the accuracy of the Padé approximation method from Listing 1 printing the relative error  $\rho_n(\alpha, \beta, x) \%$

$$\rho_n(\alpha, \beta, x) = \frac{E_{\alpha, \beta}(x) - P_n(\alpha, \beta, x)}{E_{\alpha, \beta}(x)} \quad (2.14)$$

with the exact values for the Mittag-Leffler function  $E_{\alpha, \beta}(-x)$  within the range  $10^{-4} \leq x \leq 10^4$  for orders  $n = \{2, 3\}$  and  $0.2 \leq \alpha \leq 1.0$  for a fixed  $\beta = 1.501$ .

Actually we wanted to use  $\beta = 3/2$  but according to (2.5) we have terms of type  $1/\Gamma(\beta - \alpha k)$  which look harmless but for  $n \geq 2$  for all  $\beta - \alpha k =$

0, -1, -2, ... we are in trouble. A classical example for agile software development.

But this is only the first problem of this approach.

Let us have a look at the error behaviour of the Padé approximant for increasing order  $n$ . As we can deduce from Figure 1, stepping from order  $n = 2$  to  $n = 3$ :

For small  $\alpha$  we obtain an accuracy enhancement for e.g.  $\alpha = 0.2$  of a factor  $\approx 80$  or 2 orders of magnitude ( from  $\max(\log_{10} \rho_2(0.2, 1.501, x)) \approx -3.9$ ,  $\max(\log_{10} \rho_3(0.2, 1.501, x)) \approx -5.8$ ,  $\max(\log_{10} \rho_4(0.2, 1.501, x)) \approx -7.7$ ,  $\max(\log_{10} \rho_5(0.2, 1.501, x)) \approx -9.6$  ).

But near  $\alpha = 1$  we have e.g. increasing the order for  $\alpha = 0.9$  a factor of only  $\approx 2$  or  $1/5$  orders of magnitude ( from  $\max(\log_{10} \rho_2(0.9, 1.501, x)) \approx -0.72$ ,  $\max(\log_{10} \rho_3(0.9, 1.501, x)) \approx -0.99$ ,  $\max(\log_{10} \rho_4(0.9, 1.501, x)) \approx -1.26$ ,  $\max(\log_{10} \rho_5(0.9, 1.501, x)) \approx -1.52$  ).

This general trend may be summarized: convergence is fast for small  $\alpha$  and becomes weaker for large  $\alpha$ . This supports the findings of [18], who for  $n = 4$  report similar maximum relative errors.

Assuming a logarithmic behaviour of the error  $O(\log(n))$  we have to increase the order  $n$  for a given accuracy. In our example ( $\beta \approx 1.5$ ), if an accuracy of about 8 digits is required, this is already almost fulfilled for  $\alpha \leq 0.2$  setting  $n \geq 4$ . For  $\alpha \geq 0.9$  we roughly estimate  $n \geq 39$ .

At this stage a third point plays an increasingly important role. The time needed to calculate the exact general solution for the coefficients of the Padé approximant increases roughly as  $O(n^3)$  but even worse, there is no significant simplification or length reduction for the exact formula.

Therefore in a next step, we decided to use Mathematica to generate only the linear system of equations but the solution itself should be with a linear algebra package in C++.

### 3 Setting up the system of linear equations

For that purpose we will add a piece of code to our Listing 1.

This should transfer the system of conditions  $\{ca, cb\}$  given in 1:18–19 to the standard form of a linear inhomogeneous system of equations:

$$m\vec{x} = \vec{b} \quad (3.15)$$

with the  $2n \times 2n$  coefficient matrix  $m$ ,  $2n$  unknown variables  $\vec{x}$  and the  $2n$  dimensional inhomogeneity vector  $\vec{b}$ . In Listing 2 we present the realization.

- 2:28–31: A help vector is constructed from the conditions  $\{ca, cb\}$ .
- 2:32–33: The coefficient matrix  $m$  and the vector  $b(s)$  are generated.
- 2:34–35: The common factor  $\Gamma(\beta - \alpha)$  is eliminated from  $m$  and  $b(s)$ .
- 2:37–38: View the result in traditional form
- 2:39–42: Quality control: the linear system is solved using the Mathematica function `LinearSolve`. Should yield the same value as using `Solve` in Listing 1.

```

28 Print["setup matrix for algebra package solver m.x + bs"];
29 vector =
30 Append[ca[[#]] &/@ Range[m], cb[[#]] &/@ Range[2, n]]
31 // Flatten;
32 coefficientsMatrix = Coefficient[#, vars] & /@ vector ;
33 bs = coefficientsMatrix . vars - vector;
34 coefficientsMatrix /= Gamma[bet - alp];
35 bs /= Gamma[bet - alp];
36 (* show traditional form *)
37 coefficientsMatrix // MatrixForm // TraditionalForm
38 bs // TraditionalForm
39 (* e.g. solve system of inhomogenous linear equations *)
40 alp = 0.5; (* alpha *)
41 bet = 1.501; (* beta *)
42 res = FullSimplify[LinearSolve[coefficientsMatrix, bs]]

```

Listing 2 Listing of pade2.nb

- 1:18–23: Generate the system of equations (2.7).
- 1:24–27: Apply the Mathematica method `Solve` to obtain the parameter values and insert into the Padé Approximant.

As an example, for  $n = 4$  we obtain (note the slight difference to [18]):

$$m\vec{x} = \vec{b} \quad n = 4 \quad (3.16)$$

with

$$m = \begin{pmatrix} 1 & 0 & 0 & 0 & 0 & 0 & 0 & 0 \\ 0 & 1 & 0 & 0 & -\frac{\Gamma(\beta-\alpha)}{\Gamma(\beta)} & 0 & 0 & 0 \\ 0 & 0 & 1 & 0 & \frac{\Gamma(\beta-\alpha)}{\Gamma(\alpha+\beta)} & -\frac{\Gamma(\beta-\alpha)}{\Gamma(\beta)} & 0 & 0 \\ 0 & 0 & 0 & 1 & -\frac{\Gamma(\beta-\alpha)}{\Gamma(2\alpha+\beta)} & \frac{\Gamma(\beta-\alpha)}{\Gamma(\alpha+\beta)} & -\frac{\Gamma(\beta-\alpha)}{\Gamma(\beta)} & 0 \\ 0 & 0 & 0 & 0 & \frac{\Gamma(\beta-\alpha)}{\Gamma(3\alpha+\beta)} & -\frac{\Gamma(\beta-\alpha)}{\Gamma(2\alpha+\beta)} & \frac{\Gamma(\beta-\alpha)}{\Gamma(\alpha+\beta)} & -\frac{\Gamma(\beta-\alpha)}{\Gamma(\beta)} \\ 0 & 0 & 0 & 1 & 0 & 0 & 0 & -1 \\ 0 & 0 & 1 & 0 & 0 & 0 & -1 & \frac{\Gamma(\beta-\alpha)}{\Gamma(\beta-2\alpha)} \\ 0 & 1 & 0 & 0 & 0 & -1 & \frac{\Gamma(\beta-\alpha)}{\Gamma(\beta-2\alpha)} & -\frac{\Gamma(\beta-\alpha)}{\Gamma(\beta-3\alpha)} \end{pmatrix} \quad (3.17)$$

$$b^T = \left( 0, 0, 0, 0, -1, -\frac{\Gamma(\beta-\alpha)}{\Gamma(\beta-2\alpha)}, \frac{\Gamma(\beta-\alpha)}{\Gamma(\beta-3\alpha)}, -\frac{\Gamma(\beta-\alpha)}{\Gamma(\beta-4\alpha)} \right) \quad (3.18)$$

$$x^T = (p_0, p_1, p_2, p_3, q_0, q_1, q_2, q_3) \quad (3.19)$$

Note the substructure quadrants in  $m$  and the simple coefficient values based on the set of  $\Gamma(\beta + k\alpha)$  with  $k \in \{-n, \dots, 0, \dots, n-1\}$ . Note also, that the terms of the type  $1/\Gamma(\beta - k\alpha)$  in (3.18) may be easily set to 0 when  $\beta - k\alpha = 0, -1, -2, \dots$ . Experimenting with different orders  $n$  reveals the general structure of this set of equations.

We decided to employ the Eigen C++ template library for linear algebra [2] to solve this set of equations numerically.

For practical purpose we encapsulate the behaviour within a class `GlobalPadeMLF` and create a test routine `testGlobalPadeMLFfirst`, to demonstrates the usage.

The idea is to check the behaviour of the Padé approximant for a given set of variables  $\alpha, \beta, x$  with increasing order  $n$ , but of course, the tests may be more sophisticated in a later stage of development.

```

1  #include <iostream>
2  #include "globalPadeMLF.hpp"
3
4  using namespace std;
5
6  int main() {
7  // create an instance of the class GlobalPadeMLF
8  GlobalPadeMLF mlfPadeApprox; // constructor
9
10 double alpha{0.9};
11 double beta{1.5};
12 double x{-1};
13 // exact value of  $E_{\{9/10, 3/2\}}(-1)$  from CAS
14 double exact{0.59595802527072791093339988837073};
15
16 // print title and column headers
17 cout << "E("<<alpha<<","<<beta<<","<<x<<)" << endl;
18 cout << "n log10(abs(err))" << endl;
19
20 // print error for increasing orders n=2...15
21 for (int n = 2; n < 15; n++) {
22 mlfPadeApprox.setOrder(n);
23 double approx = mlfPadeApprox.mittagLefflerE(alpha, beta,
24 -1.0);
25 double relErr = ( approx - exact ) / exact;
26 cout << n << " " << log10(abs(relErr)) << endl;
27 }
28 return 0;
29 }

```

**Listing 3** Test of class `GlobalPadeMLF`

This test routine is given in Listing 3 and performs the following steps:

- 3:2: Include the class `GlobalPadeMLF` .
- 3:8: Instance of class `GlobalPadeMLF` is created.
- 3:10–14: Parameters for the test case  $E_{0.9,1.5}(-1)$  are given.
- 3:21–28: For increasing order  $2 \leq n \leq 14$  the relative error is calculated. using the public methods `GlobalPadeMLF::setOrder` and `GlobalPadeMLF::mittagLefflerE`.

In Listing 4 the declarations of the class `GlobalPadeMLF` are given:



```

1 class GlobalPadeMLF {
2 private:
3 double alpha;           // current alpha
4 double beta;            // current beta
5 double alphaTresh{1.0}; // threshold addition formula
6 int n;                  // order of Pade Approximant = P(n)/Q(n)
7 int n2;                 // total number of coefficients = 2*n
8 // Linear system m . x = b solve with Eigen library
9 // m -> matM, x -> vecPsQs, b -> vecB
10 // 1/Gamma[beta + i*alpha] elements for matM, vecB
11 Eigen::VectorXd lstGammasP;
12 // 1/Gamma[beta - i*alpha] elements for matM, vecB
13 Eigen::VectorXd lstGammasM;
14 Eigen::MatrixXd matM;    // matM * vecPsQs = vecB
15 Eigen::VectorXd vecB;    // inhomogeneity b
16 Eigen::VectorXd vecPsQs; // solution vector {Pn, Qn}
17 void setLstGammas();     // create list of gammas
18 void setVectorB();       // set up vecB
19 void setMatrixM();       // set up matM
20 // set alpha/beta dependent quantities and solve the
21 // system of linear equations for Pade-coefficients
22 void SetAlphaBetaSolveEqsGetPsQs(
23 double alpha_new, double beta_new = 1);
24 template < typename T >   // Evaluate Pade P(n)/Q(n)
25 T getPadeApproximant(T x);
26 template < typename T >   // a=b?true:false
27 bool almostEqual(T a, T b);
28 public:
29 GlobalPadeMLF();          // constructor
30 // set order n in PadeApproximant
31 void setOrder(int new_n);
32 // call MittagLeffler function
33 double mittagLefflerE(double alpha_new,
34 double beta_new, double x);
35 }; // end class

```

Listing 4 Methods of class GlobalPadeMLF

- 4:3–6: In the private section we have first listed the relevant state variables of the class:  $\alpha, \beta$  and the order  $n$  and derived quantity  $n2 = 2n$ . For  $\alpha_{\text{thresh}} > \alpha$  the addition formula (4.24) will be implemented.
- 4:10–15: state variables with data type from the Eigen library:
- 4:10: `lstGammasP`, list of  $\Gamma$ -values with argument

$$\Gamma_k^+(x) = \frac{1}{\Gamma(\beta + k\alpha)} \quad k = 0, \dots, n \quad (3.20)$$

- 4:12: `lstGammasM`, list of  $\Gamma$ -values with argument

$$\Gamma_k^-(x) = \begin{cases} 0 & \beta - k\alpha = 0 \\ \frac{1}{\Gamma(\beta - k\alpha)} & \text{else} \end{cases} \quad k = 0, \dots, n \quad (3.21)$$

- 4:13: `matM`, matrix  $m$  from (3.17)

- 4:14: `matB`, vector  $b$  from (3.18)
- 4:15: `vecPsQs`, vector  $x$  from (3.19) holding the set of  $\{P_n, Q_n\}$  coefficients of the Padé approximant.
- 4:16–18: Corresponding methods to set up  $\Gamma$ -function values and then vector  $b$  and matrix  $m$ .
- 4:21–22: method `SetAlphaBetaSolveEqsGetPsQs` calculates for a given set of  $\alpha, \beta$  the solutions  $\{P_n, Q_n\}$  and stores them in `vecPsQs`.
- 4:23–26: Finally we have two methods `getPadeApproximant` evaluating (2.2) and `almostEqual` used for testing  $a == b$ . Both methods are realized as templates, since they are intended to be used for any float being real or complex valued.
- 4:28–33: In the public section we have three methods the constructor `GlobalPadeMLF`, `setOrder` to vary the order  $n$  at runtime and last not least `mittagLefflerE`, which returns the Mittag-Leffler function value. An example for the usage of these public member functions is given in Listing 3.

Besides the constructor there are only two public member functions. There explicit form is given in Listing 5:

- 5:2–5: In the constructor we set all variables to initial values and set the order of the approximation to 2.
- 5:6–27: The member function `setOrder` reacts on a change in order  $n$ . It resizes all elements with a  $n$  dependence and forces  $\alpha = \beta = -1$  to trigger a change in these parameters.
- 5:27–42: The member function `mittagLefflerE` performs the following actions: Checking the validity of the input parameters: This is in general a large variety of conditions, namely are the input parameters within allowed bounds or special cases of the general case e.g.  $E_{1,1}(x) = e^x$ . We give only one example in lines 32–34 for the case  $\alpha > 1$ , since we have not yet implemented the addition formula (4.24).

In line 37 we change the sign of  $x$ , since internally we give an approximation of  $E_{\alpha,\beta}(-x)$ . The main job is done calling the private member function `SetAlphaBetaSolveEqsGetPsQs`, which for a given set of  $\{\alpha, \beta\}$  calculates the  $\{p, q\}$  coefficients for the nominator and denominator of the Padé approximant.

Since these values do not change any more for varying  $x$ , in line 41 calculating the result is separated in the private method `getPadeApproximant`.

The private members of class `GlobalPadeMLF` prepare the inhomogenous system of equations (3.16) appropriate for a solution with your preferred linear algebra library package. We present the setup for the Eigen template library in Listing 6:

- 6:1–9: Population of the lists `1stGammam` and `1stGammasp` from (3.21). The term `( almostEqual ( floor ( value ), value ))` checks for negative integers.
- 6:10–13: Population of vector  $b$ , compare with (3.18). 6:15–28: Population of matrix  $m$ , compare with (3.17).

```

1 // public methods
2 // constructor
3 GlobalPadeMLF(): n(0), n2(0), alpha(-1), beta(-1) {
4   setOrder(2);
5 }
6 // initialize dimensions of lists and vals
7 inline void setOrder(int new_n) {
8   if (new_n != n) { // only change
9     n = new_n;
10    n2 = 2 * n;
11    matM.resize(n2, n2); // initialize m
12    matM.setZero();
13    vecB.resize(n2); // initialize b
14    vecB.setZero();
15    vecPsQs.resize(n2); // initialize x
16    lstGammasM.resize(n+1); // initialize lists
17    lstGammasP.resize(n+1);
18    alpha = -1; // force triggers a change
19    beta = -1; // force triggers a change
20 }
21 }
22 // calculate E_{\alpha, \beta}(x)
23 inline double mittagLefflerE( double alpha_new,
24                               double beta_new, double x ) {
25   // ToDo: special cases e.g.
26   if ( alpha_new > 1.0 ) { // no addition formula yet
27     cout<< "alpha > 1, not yet implemented " <<endl;
28     return numeric_limits<double>::quiet_NaN();
29   }
30   x = -x; // internally with f(x) = E(-x)
31   // main job: get the {p_n,q_n} coefficients
32   SetAlphaBetaSolveEqsGetPsQs(alpha_new, beta_new);
33   return getPadeApproximant(x,n,n); // get result
34 }

```

**Listing 5** Public methods of class GlobalPadeMLF

- 6:29–40: Preparing  $\{m, b\}$  and solving the inhomogenous system of equations using methods of the **Eigen** template library. in two steps: LU decomposition of matrix  $m$  with complete pivoting followed by solving the resulting equation.

In Listing 7 we present a possible implementation for `getPadeApproximant`.

Since we will extend our presentation from real to complex arguments when implementing the addition formula and since the Padé approximant works for both data types we suggest the realization as a template.

- 7:2–15: `getPadeApproximant` combines two Horner schemes for the nominator and denominator of the Padé approximant. Since we will use float as well as complex arguments (see addition formula) we implement this method as a template.
- 7:17–23: `almostEqual` proves  $a == b$ .

```

1 inline void setLstGammas() { // create list of gammas
2 double value;
3 for (int i = 0; i <= n; i++) {
4 value = i * alpha - beta; // -i
5 lstGammasM(i) = (almostEqual(floor(value), value)) ?
6 0 : 1 / tgamma(-value); //
7 lstGammasP(i) = 1 / tgamma(beta + i*alpha); // +i
8 }
9 }
10 inline void setVectorB() { // setup vecB
11 for (int i = 0; i < n; i++)
12 vecB(n+i) = (((n + i)%2) ? 1 : -1) * lstGammasM(i+1);
13 vecB(n) *= -1;
14 }
15 inline void setMatrixM() { // set up the matrix of size n
16 // upper left quadrant
17 for (int i=0; i<n; i++) matM(i, i) = lstGammasM(1);
18 // lower left quadrant
19 for (int i=1; i<n; i++) matM(i+n, n-i) = lstGammasM(1);
20 // upper right quadrant
21 for (int i=1; i <= n; i++)
22 for (int j=0; j<n-i+1; j++)
23 matM(i+j, n-1+i) = ((j%2)? 1 :-1)*lstGammasP(j);
24 // lower right quadrant
25 for (int i=1; i<n; i++)
26 for (int j=0; j<n-i; j++)
27 matM(n+i+j, n2-i) = ((j%2)? 1 :-1)*lstGammasM(j+1);
28 }
29 // solve eqs. system for Pade approximation
30 inline void SetAlphaBetaSolveEqsGetPsQs(double alpha_new,
31 double beta_new = 1) {
32 if (!almostEqual(alpha_new, alpha)
33 || !almostEqual(beta_new, beta)) {
34 alpha = alpha_new;
35 beta = beta_new;
36 setLstGammas(); // refresh gammas
37 setMatrixM(); // now populate matrix
38 setVectorB(); // now populate vector
39 vecPsQs = matM.fullPivLu().solve(vecB); // solve system
40 vecPsQs = (((n) % 2) ? +1 : -1)*vecPsQs; // odd/even n
41 }

```

**Listing 6** Private methods of class GlobalPadeMLF

#### 4 Implementing the addition formula and results

Now we are ready to investigate the properties of the global Padé approximant for arbitrary order  $n$ . In case, we are interested only in the  $x$  dependence of the Mittag-Leffler function for given order  $n$  and fixed  $\alpha$  and  $\beta$ , which is the case generating the figures 1 or solving a fractional differential equation with constant  $\alpha$ , the coefficients in  $\{P, Q\}$  do not change any more and the problem is reduced to evaluate two polynomials with constant coefficients.

```

1  // Evaluate the Pade Approximant using Horner scheme
2  template < typename T >
3  inline T getPadeApproximant(T x, int n1 , int n2 ) {
4  T nominator = 1.0;
5  T deNominator = 1.0;
6  int i;
7  // for first n1 -> P(n1)
8  for (i = n1 - 1; i > 0; i--)
9  nominator = nominator * x + vecPsQs[i];
10 // for next n2 -> Q(n2)
11 for (i = n1 + n2 - 1; i >= n1 ; i--)
12 deNominator = deNominator * x + vecPsQs[i];
13 // P/Q
14 return ( nominator / deNominator * lstGammaM[1]);
15 }
16 // a==b for double / float / complex
17 template < typename T >
18 inline bool almostEqual(T a, T b) {
19 return (a == 0.0 || b == 0.0) ?
20 (abs(a-b)<=std::numeric_limits<T>::epsilon()) :
21 ((abs(a-b)<=std::numeric_limits<T>::epsilon()*abs(a)) ||
22 (abs(a-b)<=std::numeric_limits<T>::epsilon()*abs(b)));
23 }

```

**Listing 7** Private methods / templates of class GlobalPadeMLF II

We can reproduce results from Figure 1 and those presented in the literature (see Table 1). We may deduce, that the error behaviour which is characterized by small errors for small  $\alpha$  and large errors for large  $\alpha$  is a general phenomenon almost independent from the order chosen. Particularly for  $\alpha \geq 0.9$  results are discouraging.

Therefore, to achieve accuracies comparable to standard contour integral methods, we need an additional ingredient — a new, creative idea.

Well then, the solution is a simple association:

For trigonometric functions we have a multiplication formula to reduce the angle  $\alpha$  e.g.

$$\sin(\alpha) = 2^{m-1} \prod_{j=0}^{m-1} \sin(\pi j/m + \alpha/m) \quad m \in \mathbb{N} \quad (4.22)$$

For the gamma function we have the famous multiplication formula from Gauss to reduce the argument:

$$\Gamma(\alpha) = (2\pi)^{(1-m)/2} m^{m\alpha-1/2} \prod_{j=0}^{m-1} \Gamma(j/m + \alpha/m) \quad m \in \mathbb{N} \quad (4.23)$$

**Table 1** Relative error  $\max(\rho(x))$  for some parameter sets  $\{\alpha, \beta\}$ . For reasons of completeness  $R_{\alpha, \beta}^{3,2}$  values from [18] correspond to second order  $n = 2$  and  $R_{\alpha, \beta}^{7,2}$  from [18] may be compared with fourth order  $n = 4$ .

order	$\alpha = 0.9,$ $\beta = 1.9$	$\alpha = 0.9,$ $\beta = 1.0$	$\alpha = 0.5,$ $\beta = 1.0$	$\alpha = 1.0,$ $\beta = 1.1$
2	5.52E-02	4.88E-01	1.84E-02	6.39E-01
$R_{\alpha, \beta}^{3,2}$	5.20E-02	4.88E-01	-	6.39E-01
3	1.60E-02	2.81E-01	1.99E-03	5.26E-01
4	5.17E-03	1.55E-01	2.09E-04	4.27E-01
$R_{\alpha, \beta}^{7,2}$	5.50E-03	1.64E-01	-	3.94E-01
5	1.72E-03	7.81E-02	2.14E-05	3.40E-01
6	5.87E-04	3.72E-02	2.17E-06	2.63E-01
7	2.02E-04	1.69E-02	2.18E-07	1.97E-01
8	7.01E-05	7.42E-03	2.17E-08	1.43E-01
10	8.56E-06	1.31E-03	2.12E-10	6.75E-02
12	1.05E-06	2.13E-04	2.94E-11	2.78E-02

Let us search for a similar formula for the parameter  $\alpha$  in the Mittag-Leffler function and voila, we find the addition formula ( $z \in \mathbb{C}$ ) from [3] (18.1.24):

$$E_{\alpha, \beta}(z) = \frac{1}{m} \sum_{j=0}^{m-1} E_{\alpha/m, \beta}(z^{\alpha/m} e^{2\pi i j/m}) \quad i = \sqrt{-1} \quad m \in \mathbb{N} \quad (4.24)$$

Until now, it has exclusively been used to obtain results for  $\alpha > 1$  or within the range  $1 \leq \alpha \leq 2$ , as seen in [7], [1], [9], [19]. Of course, when using the addition formula within the context of the global Padé approximant, we need to make the step from negative real argument  $x \in \mathbb{R}^-$  to complex argument  $z \in \mathbb{C}$ .

However, since our derivation is based on the asymptotic expansions (2.3, 2.5) which are valid also for  $|z| \rightarrow 0$  and  $|z| \rightarrow \infty$  with the restriction  $|\arg(z)| < \pi\alpha$ , we only need to confine ourselves to odd  $m = 2r + 1, r \in \mathbb{N}$ , without significant loss of generality.

We will extend the public method `mittagLefflerE` to apply the addition formula if  $\alpha > \alpha_{\text{thresh}}$  and add a public method `setThresh` to adjust the threshold accordingly.

Listing 8 shows the implementation.

- 8:5–20: The member function `mittagLefflerE` is extended to check the case  $\alpha > \alpha_{\text{thresh}}$ . In that case, the addition formula is applied, leading to a new  $\alpha/m$ . Argument becomes complex (lines 9–10), but the result is a real for real original input. 8:28–30: A member function `setThresh` is added to adjust the  $\alpha_{\text{thresh}}$ .

In Figure 2 we plot the relative error  $\rho(x)$  for increasing orders  $n$  for different  $m = \lfloor \frac{\alpha}{\alpha_t} \rfloor$  in the addition formula.

For  $m = 3$  we obtain about 2 orders of magnitude in accuracy compared to the classical (no addition formula applied) method. For an accuracy goal of  $10^{-6}$  an order of  $n \geq 6$  instead of  $n \geq 9$  suffices. Furthermore we obtain

```

1 inline double mittagLefflerE( double alpha_new, double
   beta_new, double x ) {
2   ...
3   double result = 0;
4   // introduce addition formula
5   if (alpha_new > alphaThresh) {
6     int m = floor(alpha_new / alphaThresh);
7     int mm = 2 * m + 1;
8     double mp = 1.0 / mm;
9     complex<double> z;
10    complex<double> cResult;
11    // smaller alpha
12    SetAlphaBetaSolveEqsGetPsQs(alpha_new * mp, beta_new);
13    // sum all terms
14    for (int k = 0; k < mm; k++) {
15      z = pow(x, mp) * exp(2i * PI * mp * (double) k);
16      cResult = getPadeApproximant(z,n,n);
17      result += cResult.real(); // imgs cancel for real x
18    }
19    result *= mp;
20  }
21  else {
22    SetAlphaBetaSolveEqsGetPsQs(alpha_new, beta_new); // old version
23    result = getPadeApproximant(x,n,n);
24  }
25  return result;
26 }
27 // set threshold
28 void setThresh(double new_tresh){
29   alphaThresh = new_tresh;
30 }

```

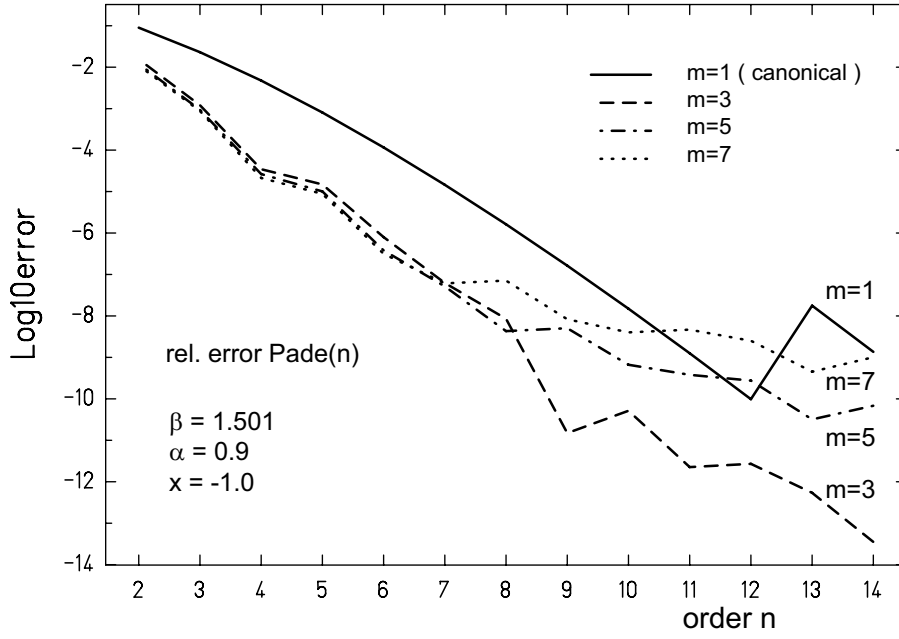
**Listing 8** Extension GlobalPadeMLF

accuracies ( $|\rho(x)| < 10^{-13}$ ) comparable with the contour integral methods for a reasonable order  $n \geq 14$ .

At this stage, we can already compare these findings with the results obtained for the series expansions of the gamma function in Exercises ?? and ?. This allows us to make an initial estimate of the effectiveness of this method. Since the global Padé approximation is composed of two Horner schemes for the numerator and denominator, the complexity and, therefore, the time consumption can be estimated to be approximately double that of the gamma function evaluations with comparable accuracy.

In Figure 3 we compare the relative error  $\rho(z)$  of the global Padé approximant of order  $n = 6$  for the Mittag-Leffler function  $E_{\alpha=0.9, \beta=1.0}(-z)$  in the complex plane for  $-3 \leq \operatorname{Re}(z), \operatorname{Im}(z) \leq +3$ . We consider the cases  $m = 1$ , (no addition formula) and  $m = 3$  with addition formula, which leads to an evaluation of the Mittag-Leffler function at  $\alpha = 0.3$  instead of  $\alpha = 0.9$ .

Near the origin ( $|z| < 0.1$ ) the global Padé approximant leads to poor results in both cases ( $m = 1, 3$ ). However, this is also the region where a



**Fig. 2** Logarithmic plot for the relative error  $\rho(x)$  of the Padé approximant of  $E_{0,0,1.5}(-1)$  for increasing order  $n = 2, \dots, 14$  for different values of  $m$  in the  $m = \lfloor \frac{\alpha}{\alpha_t} \rfloor$  in the addition formula.  $m = 1$  corresponds to the classical (no addition formula). The optimum choice is  $m = 3$  with an accuracy gain of about a factor 100 and Furthermore leads to accuracies better than 13 digits.

direct evaluation of the defining series of the Mittag-Leffler function is the best strategy obtaining reliable results.

Besides  $z = 0$ , similarly poor results are obtained for all  $n + 1$  zeros of the denominator of the global Padé approximant. For a given order  $n$ , these zeroes  $z_0^k$  are determined by the condition

$$Q(k, x) = 0, \quad k \in \{0, 1, \dots, n\} \quad (4.25)$$

Remarkable enough, the set of zeroes (omitting  $z_0^0 = 0$ ) obtained not using the addition formula lies outside a circle  $|z_0^k| > 1.54$ , while using the addition formula with  $m = 3$  leads to  $|z_0^k| > 2.2$ , which we interpret as an first indication for an enhanced stability of results obtained using the addition formula.

Along the real positive axis, we observe a significant precision enhancement using the addition formula of magnitude 100 – 1000 compared to the classical case, reducing the error from about  $\log(\rho(m = 1, x)) < -2.5$  up to  $\log(\rho(m = 3, x)) < -5.0$ .

We conclude that the global Padé approximant used in its standard form without applying the addition formula is state of the art but leads to poor-quality results especially for large  $\alpha$ .



```

1 #include <atomic> // For counter (thread-safe)
2 #include <numbers> // C++20: pi
3 #include <boost/math/special_functions/gamma.hpp>
4 #include <boost/math/quadrature/gauss_kronrod.hpp>
5
6 atomic<long int> counter{0}; // thread save counter
7
8 inline auto K = [](double z, double a, double b,
9                   atomic<long int> &counter) {
10 // create the integrand as a lambda function
11 return [=, &counter](double t) {
12 double x = t^2; // coordinate transform x = t^2
13
14 double result = pow(x,(1-b)/a)*exp(-pow(x, 1/a))*
15 (x*sin(numbers::pi*(1-b))-z*sin(numbers::pi*(1-b+a)))/
16 (x*x - 2*x*z*cos(numbers::pi*a) + z*z);
17
18 counter++; // count function calls
19 return 2*t*result; // volume element dx->dt=2*t*dt
20 };
21 };
22
23 inline double MittagLefflerZAB(double z,double a,double b)
24 {
25 // ToDo: specials, only one example implemented
26 if( almostEqual(z, 0.0) ){
27 return 1.0 / boost::math::tgamma(b);
28 }
29 // prepare input for quadrature
30 auto integrand = K(z,a,b,counter);
31 // define the interval for the transformed variable t
32 double lowerLimit = 0.0;
33 double upperLimit = numeric_limits<double>::infinity();
34 // prepare precision attributes
35 int numNodes = 15; // number of nodes
36 double errorTolerance = 1.e-6; // error tolerance
37 int adaptLevel = 10; // iterations
38 // central function call
39 double Q = boost::math::quadrature::
40 gauss_kronrod<double, numNodes>::integrate(integrand,
41 lowerLimit, upperLimit, adaptLevel, errorTolerance);
42
43 return Q / (a * numbers::pi);
44 }

```

Listing 9 Contour integral

However using the addition formula with  $m = 3$  in combination with the global Padé approximant provides a path to reliable, high-precision results, at least for the case  $z \in \mathbb{R}^-$ . This approach appears to be a promising alternative to the classical contour integral evaluation used up to now in the standard library implementations.

## 5 Comparison to the canonical quadrature of the defining contour integral

To get an idea of the expected performance gain of this new method we will compare the efficiency of our solution with an standard implementation of the contour integral evaluation method for the simplified case  $0 < \alpha < 1, \beta < 1 + \alpha$ . In this case, we have to evaluate the integral [1]:

$$E_{\alpha,\beta}(z) = \int_0^\infty K(\alpha, \beta, \xi, z) d\xi \quad (5.26)$$

with

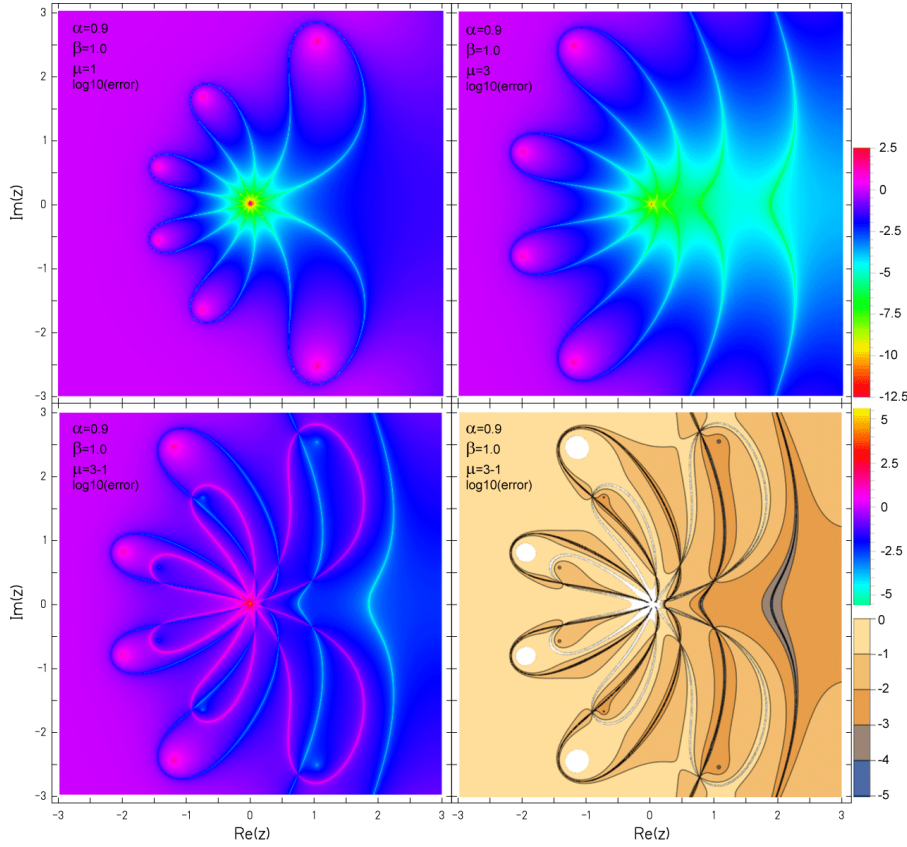
$$K(\alpha, \beta, \xi, z) = \frac{\xi^{(1-\beta)/\alpha} e^{-\xi^{1/\alpha}}}{\alpha\pi} \frac{\xi \sin(\pi(1-\beta)) - z \sin(\pi(1-\beta+\alpha))}{\xi^2 - 2\xi z \cos(\alpha\pi) + z^2} \quad (5.27)$$

Since there is no analytic solution, we will use the Gauss-Kronrod quadrature, which allows for an efficient error estimation and is available in nearly all libraries dealing with numerical integration.

We will employ the methods available from the `boost` template library.

Listing 9 shows our implementation, which defines two functions the integral procedure `MittagLefflerZAB` and the integrand `K`:

- 9:8-21: The integrand  $K(\alpha, \beta, x, z)$  from (5.27) is realized as a lambda function (anonymous). We added a thread-safe counter to obtain information on the number of function calls in single- as well as multi-thread environments.
- Then, in lines 9:12,19: we added a coordinate transform of type  $x = t^s$  with volume element  $dx = dt s t^{s-1}$ . This transformation allows us to influence the initial distribution of abscissas. Numerical experiments show that choosing  $s = 2$  reduces the number of function calls required to achieve a given accuracy goal by almost a factor 2, leading to a corresponding performance gain.
- 9:22-42: The method `MittagLefflerZAB` prepares and calculates the integral calling the relevant library function `boost::math::quadrature::gauss_kronrod<double, numNodes>::integrate` in line 37.
- 9:24-26: In a first step, special cases are checked. Here we show as an example the case  $z = 0$ . We have omitted additional necessary checks like not yet implemented cases e.g.  $\alpha > 2, \alpha = 0$  or  $\beta > 1 + \alpha$ . A good example for a complete treatment of special cases is in [1].
- 9:30-31: It is no problem to define the integration limits  $\{0, \infty\}$ .
- 9:33-35: Setting the error handling is one advantage of the Gauss-Kronrod quadrature method. The initial number of nodes is preferable one of  $\{15, 31, 41, 51, 61\}$ , since the corresponding abscissa and weights are pre-computed, so there is no overhead. Remarkable enough, these are standard values, which are common to nearly all implementations available (NAG, GSL, partly R...). Only the GLS-library offers one more (`numNodes = 21`)



**Fig. 3** Plots of the relative error of the global Padé approximant for the Mittag-Leffler function  $E_{\alpha=0.9, \beta=1.0}(-z)$  for complex argument  $z$  with  $-3 \leq \text{Re}(z), \text{Im}(z) \leq +3$ . Upper left: classical error (no addition formula applied). Upper right: error with addition formula ( $m = 3$ ) applied. Lower left: error difference (negative values are better). Lower right: same as lower left, but contours.

option, see also [10], [11], [15]. We define a error maximum **errorTolerance** and a maximum **adaptLevel** of iteration steps, each generating about  $2\text{numNodes} + 1$  function calls per step.

We now may compare the precision and performance of the quadrature versus Padé approximant method to obtain high accuracy values for the generalized Mittag-Leffler function  $E_{\alpha, \beta}(-x)$ .

In Table 2 we list results of the numerical approximation of the integral

$$\int_0^1 dx E_{\alpha, \beta}(-x) \approx 10^{-s} \sum_{i=0}^{10^s} \tilde{E}_{\alpha, \beta}(-10^{-s}i) + \tilde{\rho} \quad (5.28)$$

for  $\alpha = 0.9, \beta = 1.0, s = 4$ , which gives a nice estimate for the relative error  $\tilde{\rho}$  of the two approximations  $\tilde{E}$  in a practical application.

**Table 2** A comparison of Padé approximant with increasing order  $n$  to the Gauss-Kronrod quadrature with increasing error tolerance  $tol$  solving integral (5.28) for  $\alpha = 0.9, \beta = 1.0, s = 4$ . From left to right columns show order  $n$ , relative error  $\tilde{\rho}(m = 1)$  for standard Padé approximant (no addition formula applied), total time elapsed in milliseconds  $ms$ , relative error  $\tilde{\rho}(m = 3)$  for Padé approximant with addition formula applied, total time elapsed in milliseconds  $ms$ . This is followed by the listing of predefined maximum error  $10^{tol}$ , resulting error  $\tilde{\rho}$  elapsed time for the Gauss-Kronrod quadrature of (5.26) and number of function calls **counts**. The symbol  $\#$  indicates results dominated by rounding errors and therefore invalid.

order $n$	$\tilde{\rho}(m = 1)$	$ms$	$\tilde{\rho}(m = 3)$	$ms$	tol	$\tilde{\rho}$	$ms$	counts
					0	6.5E-03	10	15
1	1.55E-00	0.09	1.91E-01	0.76	-1	2.4E-02	65	62
2	2.90E-01	0.09	1.87E-02	0.97	-2	2.3E-03	101	98
3	5.99E-02	0.10	5.48E-04	0.97	-3	2.0E-04	146	132
4	1.05E-02	0.11	1.22E-04	1.10	-4	5.2E-05	158	158
5	1.55E-03	0.13	1.45E-05	1.34	-5	3.7E-06	194	194
6	1.99E-04	0.14	8.24E-08	1.29	-6	5.6E-12	250	236
7	2.26E-05	0.16	9.31E-08	1.40	-7	1.1E-12	286	273
8	2.31E-06	0.18	5.04E-09	1.58	-8	1.2E-12	330	314
9	2.16E-07	0.19	3.15E-10	1.76	-9	7.6E-15	422	398
10	1.85E-08	0.21	7.89E-11	1.77	-10	4.0E-15	514	485
11	1.47E-09	0.27	1.20E-12	2.50	-11	-	-	-
12	1.08E-10	0.25	9.26E-13	2.08				
13	#2.34E-08	0.27	2.58E-13	2.15				
14	#1.57E-09	0.36	#6.04E-13	2.45				
15	#2.99E-06	0.32	#1.88E-12	2.64				

The standard Padé approximant produces reliable results with increasing accuracy up to  $\tilde{\rho} \approx 10^{-9}$  for orders up to  $n \approx 12$ . When the addition formula with  $m = 3$  is enabled, reliable results with increasing accuracy are obtained up to  $\tilde{\rho} \approx 10^{-13}$  for orders up to  $n \approx 13$ , but this method requires about 10 times more CPU time.

The Gauss-Kronrod quadrature produces reliable results with increasing accuracy up to  $\tilde{\rho} \approx 10^{-15}$  for a tolerance level  $tol \approx 10^{-10}$ , but it requires  $\approx 1600$  times more CPU time compared to the standard Padé approximant and about  $\approx 200$  times more CPU time compared to the Padé approximant with the addition formula.

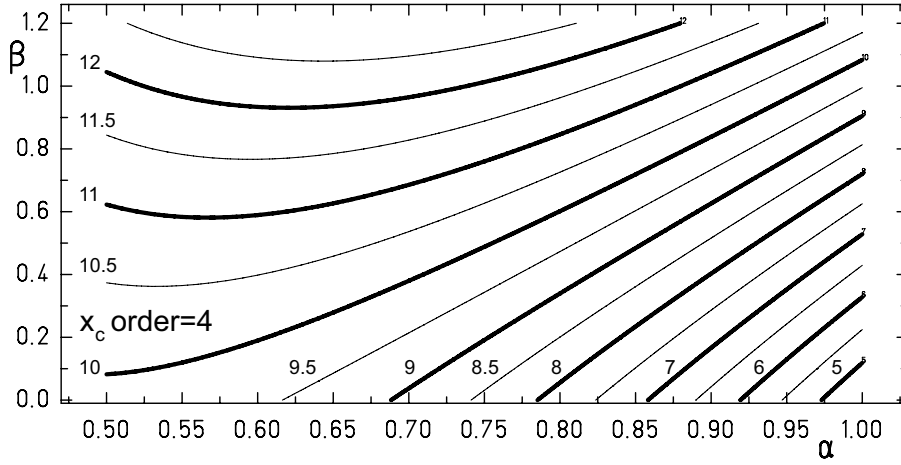
Therefore, the optimal method depends on the required accuracy.

As a rough guideline:

- For **float**-type precision ( $\tilde{\rho} \leq 10^{-6}$ ) use the standard Padé approximant and disable the addition formula implementation.
- For  $\tilde{\rho}$  in the range  $10^{-7} \leq \tilde{\rho} \leq 10^{-12}$  enable the addition formula implementation.
- To achieve the highest possible accuracy with double-type precision ( $\tilde{\rho} \leq 10^{-12}$ ) solve the defining contour integral with an appropriately chosen path with the help of the Gauss-Kronrod quadrature.

An additional remark on the error behaviour as a function of  $x$ :

From Figure 3 we can deduce, that for very small  $|x|$  the standard Padé approximant without the addition formula implementation shows better error



**Fig. 4** Critical length  $x_c^\infty$  determined by the condition  $\forall x > x_c^\infty, \rho(x, m=1) < \rho(x, m=3)$  holds.

behaviour,  $\forall x < x_c^0, \rho(z, m=1) < \rho(z, m=3)$ ? In this region, the truncated series expansion (2.3) for  $E_{\alpha,\beta}(z)$  could be the best choice for an approximation.

The question arises whether the same holds true for very large  $x \gg 1$ . Is there a critical length  $x_c^\infty$  such that  $\forall x > x_c^\infty, \rho(x, m=1) < \rho(x, m=3)$ ? This is indeed the case.

In Figure 4 we present a plot of  $x_c^\infty(\alpha, \beta)$  for order  $n=4$  of the Padé approximant. A least-squares fit with a polynomial up to second order in  $(\alpha, \beta)$  yields:

$$x_c^\infty(\alpha, \beta, n=4) = 5.36 + 18.94\alpha - 19.85\alpha^2 - 1.59\beta + 6.13\alpha\beta + 0.53\beta^2 \quad (5.29)$$

An extended version of the addition formula implementation should test this condition. Furthermore, the asymptotic expansion for  $x \rightarrow \infty$  (2.5) should be considered for large arguments.

## 6 Conclusion

We presented a combination of arbitrary order Padé approximation method with the addition formula for the numeric implementation of the Mittag-Leffler function for the case  $\alpha < 1$  and compared the efficiency with the standard numerical quadrature methods of the defining contour integral.

Our tests lead to the conclusion, that the optimal method depends on the required accuracy.

- For `float`-type precision ( $\tilde{\rho} \leq 10^{-6}$ ) use the standard Padé approximant and disable the addition formula implementation. This method is about a factor  $\approx 1500$  compared to Gauss-Kronrod quadrature.  
For a relative error in the range  $10^{-7} \leq \tilde{\rho} \leq 10^{-12}$  enable the addition formula. Using this strategy enhances accuracy significantly a factor greater than 100 for large  $\alpha$ . However, due to the step from real to complex argument it takes a factor 8-10 more than the standard approach omitting the addition formula. Therefore this method is about a factor  $\approx 150$  compared to Gauss-Kronrod quadrature.  
To achieve the highest possible accuracy with double-type precision ( $\tilde{\rho} \leq 10^{-12}$ ) or if time and money does not play any role solve the defining contour integral with an appropriately chosen path with the help of the Gauss-Kronrod quadrature.

**Acknowledgements** We thank A. Friedrich for useful discussions and suggestions.

## References

1. Diethelm, K., Ford, N. J., Freed, A. D. and Luchko, Yu. (2005) *Algorithms for the fractional calculus: A selection of numerical methods* Comp. Methods. Appl. Mech. Engrg. **194** 743–773, DOI:10.1016/j.cma.2004.06.006
2. Guennebaud, G., Jacob, B. and others (2021) *Eigen v3.4* <http://eigen.tuxfamily.org>
3. Erdélyi, A., Magnus, A., Oberhettinger, F. and Tricomy, F. G. (1953) *Higher transcendental functions* Vol. I-III, Bateman Manuscript Project, California Institute of Technology, McGraw Hill, New York
4. Garrappa, R. (2015) *Numerical evaluation of two and three parameter Mittag-Leffler functions* SIAM J. Numer. Anal. **53** 1350–1369, DOI:10.1137/140971191
5. Gorenflo, R., Kilbas, A. A., Mainardi, F. and Rogosin, S. V. (2014) *Mittag-Leffler functions, related topics and applications* Springer, Berlin
6. Gorenflo, R. (1997) *Fractional calculus: Some numerical methods* in: Carpinteri, A. and Mainardi, F. (Eds.) (1997) *Fractals and Fractional Calculus in Continuous Mechanics* Springer, Berlin, Heidelberg, New York, 277–290
7. Gorenflo, R., Loutchko, J. and Luchko, Yu. (2002) *Computation of the Mittag-Leffler function  $E_{\alpha,\beta}(z)$  and its derivative* Fract. Calc. Appl. Anal. **5** 491–518
8. Herrmann, R. (2018) *Fractional calculus - an introduction for physicists* 3rd ed., World Scientific Publ., Singapore
9. Hilfer, R. and Seybold, H. J. (2006) *Computation of the generalized Mittag-Leffler function and its inverse in the complex plane* Integral transforms and special functions **17** 637–652, Doi:10.1080/10652460600725341
10. Kronrod, A. S. (1964) *Integration with control of accuracy* (Russian) Dokl. Akad. Nauk CCCP, **154**(2), pp. 283–286.

11. Kronrod, A. S. (1965) *Nodes and weights of quadrature formulas: sixteen-place tables* New York, Consultants Bureau, (Authorized translation from the Russian).
12. Mainardi, F. (2013) *On some properties of the Mittag-Leffler function  $E_\alpha(-t^\alpha)$  completely monotone for  $t > 0$  with  $0 < \alpha < 1$*  arXiv:1305.0161v2 [math-ph]
13. Mainardi, F. (2020) *Why the Mittag-Leffler function can be considered the Queen function of the fractional calculus* Entropy 22(12), 1359, DOI:10.3390/e22121359
14. Mittag-Leffler, M. G. (1903) *Sur la nouvelle fonction  $E_\alpha(x)$*  Comptes Rendus Acad. Sci. Paris **137** 554–558.
15. Notaris, S. E. (2016) *Gauss-Kronrod quadrature formulae - A survey of fifty years of research* Electron. Trans. Numer. Anal. **45** 371–404,
16. Ortigueira, M. D., Lopes A. M. and Machado, J. A. T. (2019) *On the numerical computation of the Mittag-Leffler function* International Journal of Nonlinear Sciences and Numerical Simulation **20** No. 6 pp. 725–736 DOI:10.1515/ijnsns-2018-0358
17. Podlubny, I. (1999) *Fractional differential equations* Academic Press, New York
18. Sarumi, I. O., Furati, K. M. and Khaliq, A. Q. M. (2020) *Highly accurate global Padé approximations of generalized Mittag-Leffler function and its inverse* J. Sci. Comput. **82**, 46, DOI:10.1007/s10915-020-01150-y
19. Seybold, H. J. and Hilfer, R. (2008) *Numerical algorithm for calculating the generalized Mittag-Leffler function* SIAM J. Numer. Anal. **47** 69–88, DOI:10.1137/070700280
20. Zeng, C. and Chen Y. (2013) *Global Padé approximations of the generalized Mittag-Leffler function and its inverse* arXiv:1310.5592 [math.CA], Fract. Calc. Apl. Anal., CAA **18**, (2015) 1492–1506, DOI:10.1515/fca-2015-0086