

QUITO-X: A New Perspective on Context Compression from the Information Bottleneck Theory

Yihang Wang^{1*}, Xu Huang^{1,2*}, Bowen Tian³, Yueyang Su^{4,5}, Lei Yu^{4,5},
Huaming Liao^{4,5}, Yixing Fan^{4,5}, Jiafeng Guo^{4,5}, Xueqi Cheng^{4,5}

¹Beijing University of Posts and Telecommunications, ²Zhibei Tech,

³Hong Kong University of Science and Technology (Guangzhou),

⁴CAS Key Lab of Network Data Science and Technology, ICT, CAS,

⁵University of Chinese Academy of Sciences

{yihangwang1020, ydove1031}@gmail.com

Abstract

Generative large language models (LLMs) have achieved remarkable success in various industrial applications, owing to their promising In-Context Learning capabilities. However, the issue of long context in complex tasks poses a significant barrier to their wider adoption, manifested in two main aspects: (i) The excessively long context leads to high costs and inference delays. (ii) A substantial amount of task-irrelevant information introduced by long contexts exacerbates the "lost in the middle" problem. Existing methods compress context by removing redundant tokens using metrics such as self-information or perplexity (PPL), which is inconsistent with the objective of retaining the most important tokens when conditioning on a given query. In this study, we introduce information bottleneck theory (IB) to model the problem, offering a novel perspective that thoroughly addresses the essential properties required for context compression. Additionally, we propose a cross-attention-based approach to approximate mutual information in IB, which can be flexibly replaced with suitable alternatives in different scenarios. Extensive experiments on four datasets demonstrate that our method achieves a 25% increase in compression rate compared to the state-of-the-art, while maintaining question answering performance. In particular, the context compressed by our method even outperform the full context in some cases.

1 Introduction

In recent years, LLMs (Achiam et al., 2023) have been widely applied to various tasks in multiple domains, such as text classification (Sun et al., 2023), question answering systems (Wang et al., 2023a), and *etc.*. As one of the most promising capabilities of these models, In-Context Learning (ICL) (Brown, 2020) plays a critical role by enabling the

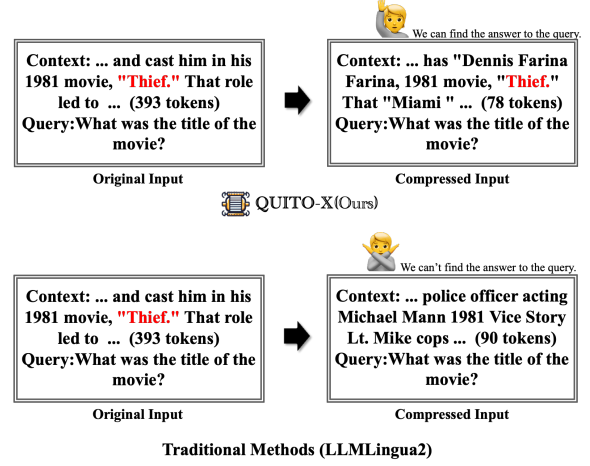


Figure 1: Comparison of our method and baseline approaches for preserving key information in model responses. Our method effectively retains critical context ("Thief"), ensuring accurate interpretation, while baseline methods fail to do so.

effective use of large language models without requiring additional training. However, in complex tasks, the need to guide the model's adaptation to the task or provide supplementary knowledge often results in excessively long context, leading to high computational costs, increased inference latency, and the "lost in the middle" problem (Tay et al., 2020). Therefore, how to compress context while maintaining model performance has become a widely studied topic.

In the literature, Liu et al. (2023) utilize language models to compress context in a generative manner, while other methods select the most important lexical units (tokens, words, or sentences) from the original context in an extractive manner. Specifically, the generative-based compression methods typically construct compressors by fine-tuning models to generate summaries of the original text, but they are often constrained by inherent limitations of language models, such as restricted context windows, hallucination phenomena, and

*Equal Contribution.

the "lost in the middle" problem. The extractive-based compression methods is to design appropriate metrics (e.g., self-information (Shannon, 1951), perplexity (PPL), self-attention) to assign importance scores to each unit, thereby identifying and removing less salient units. However, the metrics used in previous works are not aligned with the optimization goals of the compressor, which may lead to suboptimal results. For example, these metrics often place excessive emphasis on nouns, while overlooking other crucial elements like prepositional phrases, quantifiers or verbs, which may have lower information entropy. However, neglecting such information can result in highly fragmented compression that is difficult to understand, ultimately leading to incorrect model outputs, as shown in Figure 2.

In this paper, we formulate this problem from an Information Bottleneck (IB) (Tishby et al., 2000; Fischer, 2020) perspective, deriving mutual information as our metric. We also provide a mathematical proof that using mutual information is equivalent to maximizing the likelihood of the compressed output, which is precisely the compressor’s optimization objective.

In summary, our contributions are twofold:

- **Applying Information Bottleneck Theory to Context Compression:** We introduce a novel perspective by utilizing Information Bottleneck theory to analyze the properties of context compression. This results in the mutual information metric, and we mathematically prove that it is equivalent to maximizing the likelihood of the compressed generation.
- **Experimental Validation:** We conduct extensive experiments that show significant improvements over previous work on long-context question answering. Moreover, our method reduces memory usage to 50% of the most memory-efficient baseline while achieving a 25% improvement in accuracy compared to the best-performing baseline.

2 Related Work

2.1 Extractive Context Compression

Generative LLMs have achieved strong performance across various tasks, but they encounter computational challenges when processing long documents and extended conversations due to increased token counts and context truncation. ICL

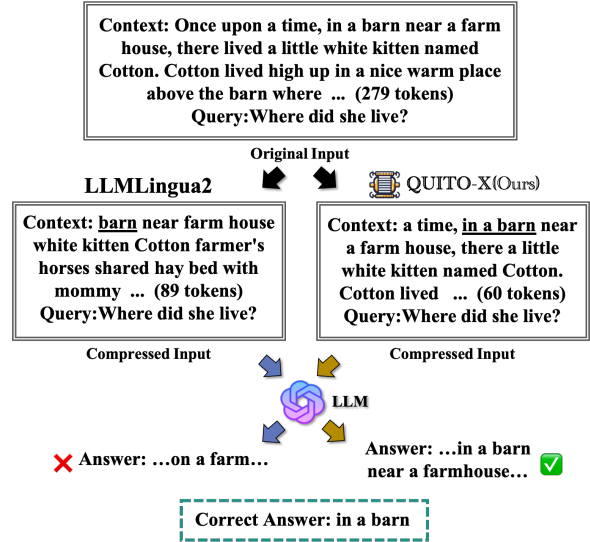


Figure 2: LLMLingua2 overly focuses on high-entropy nouns like 'barn' and 'farmhouse,' while neglecting relational words (e.g., 'near') and verbs, resulting in highly fragmented compression and leading to incorrect answers ('on a farm'). In contrast, QUITO-X retains key relational phrases ('in a barn near a farmhouse'), preserving full meaning and yielding the correct answer.

(Brown, 2020) helps mitigate some of these issues by providing task-relevant context directly, reducing the need for specific task Supervised Fine-Tuning (SFT) and lowering costs. However, ICL also increases token numbers and inference costs.

To address this, extractive context compression methods have been developed. These methods typically treat tokens, phrases, or sentences in context as lexical units, retaining only the most essential units and removing others to shorten the prompt length, while maintaining the accuracy of LLM outputs. Selective context (Li et al., 2023b) uses self-information as a metric to determine which tokens are more important and should be retained. LLMLingua (Pan et al., 2024; Jiang et al., 2023b,a) employs a coarse-to-fine iterative approach, processing longer documents into small chunks and then deciding what proportion of each chunk to retain based on PPL. The QUITO (Wang et al., 2024) method is similar to Selective Context but uses self-attention from a smaller language model instead.

These methods typically rely on a metric (e.g., self-information, PPL) to assess the importance of lexical units (Wang et al., 2023b). However, these metrics often do not align with their optimization objectives. Previous work has generally framed their optimization goal as minimizing the KL diver-

gence between the outputs before and after compression, but they lack a detailed analysis of the relationship between the chosen metric and the objective being optimized. Specifically, when selecting the "most important" lexical units based on the chosen metric, it is unclear whether this will actually lead to the optimization objective being achieved. In practice, these metrics could be sub-optimal. For example, these metrics often focus on nouns and may overlook seemingly low-entropy words like conjunctions or transitional phrases, which, although having low individual entropy, are crucial for LLM comprehension.

In contrast, we adopt minimizing the IB score as our optimization objective. We prove that, under our setting, this objective is equivalent to maximizing the likelihood of the model's output. Furthermore, we derive an mutual information metric that aligns with this optimization goal.

2.2 Information Bottleneck

The IB theory (Tishby et al., 2000; Fischer, 2020) offers a principled framework for balancing data compression and relevant information preservation. The core objective of IB is to learn a representation T of input X that maximizes the mutual information $I(T; Y)$ with target Y , while minimizing $I(T; X)$:

$$\mathcal{L}_{\text{IB}} = I(T; X) - \beta I(T; Y), \quad (1)$$

where β controls the trade-off between compression and informativeness.

In deep learning, IB has been used to analyze the role of intermediate representations, revealing how neural networks progressively discard irrelevant features (Shwartz-Ziv and Tishby, 2017). Extensions such as Variational Information Bottleneck (VIB) (Alemi et al., 2016) introduce variational approximations for tractable optimization, enabling applications in NLP tasks like text classification and summarization.

Recognizing the limitations of current context management strategies, recent work (Zhu et al., 2024) has turned to IB theory to mitigate context noise by optimizing mutual information. Building on this, our approach leverages cross-attention scores as a proxy for $I(T; Y)$, representing the mutual information between the query and context. This allows us to selectively retain the most relevant portions of the context, ensuring the model focuses on critical information for accurate response generation.

By integrating IB principles into context compression, our work addresses the inefficiencies of processing lengthy reasoning contexts and provides a robust framework for managing noisy or redundant information in long-context tasks.

3 Method

3.1 Theorem

Problem Formulation. Given the original context $X = (x_i)_{i=1}^L$ and the query Q , our objective is to filter out unnecessary content from the context $X = (x_i)_{i=1}^L$ into a reduced context $\bar{X} = (\bar{x}_i)_{i=1}^{\bar{L}}$, while maximizing the likelihood of the ground truth output Y of the large language model (LLM). This can be formulated as:

$$\max_{\bar{X}} E [\log (P(Y | \bar{X}, Q))] \quad (2)$$

where L and \bar{L} represent the sequence lengths of the original context X and the reduced context \bar{X} , respectively. The compression ratio τ is defined as $\tau = \frac{\bar{L}}{L}$

IB Perspective. To balance τ and the likelihood of Y , we formulate our task as an optimization problem from an information bottleneck perspective (Tishby et al., 2000):

$$\mathcal{L}_{\text{IB}} = I(\bar{X}; X | Q) - \beta I(\bar{X}; Y | Q) \quad (3)$$

where minimizing the first term improves efficiency, and maximizing the second term ensures correctness.

In the following discussion, we fix the compression ratio τ as a constant k . Under this condition, the cost savings from compression are fixed, allowing us to ignore the first term and focus solely on maximizing the second term:

$$\max_{\bar{X}} I(\bar{X}; Y | Q) \quad \text{s.t. } \tau = k \quad (4)$$

The following Theorem 1 demonstrates the consistency between our modeling and the optimization objective of the task.

Theorem 1. Under our setting, our optimization objective (5) is equivalent to (4):

$$\begin{aligned} \max_{\bar{X}} I_Q(\bar{X}; Y) &\sim \max_{\bar{X}} \mathbb{E}[\log P(Y | \bar{X}, Q)] \\ \text{s.t. } \tau &= k. \end{aligned} \quad (5)$$

The detailed proof is provided in the Appendix B.

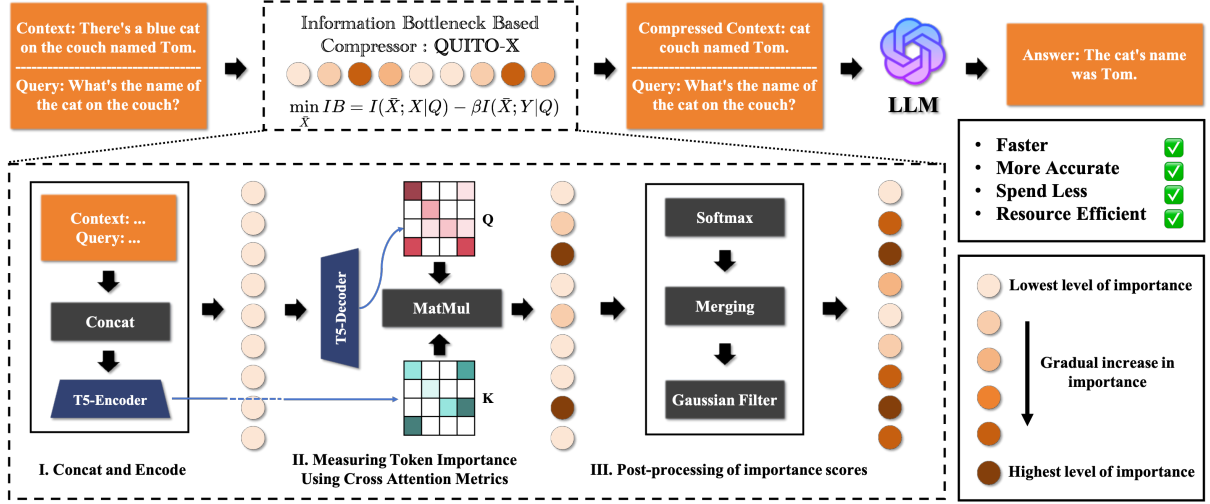


Figure 3: Overview of the proposed method for extracting cross-attention scores using a T5 model. The figure illustrates the process of filtering the context to retain the most relevant information for answering a specific query.

Using the chain rule of Mutual Information, we have

$$I(X; Y | Q) = I_Q(x_1; Y | Q) + \dots + I_Q(x_n; Y | x_1, x_2, \dots, x_{n-1}, Q) \quad (6)$$

Thus, We can break the mutual information between X and Y into the mutual information between each token x_i and Y . we utilize

$$s(x_i) = I(x_i; Y | x_1, x_2, \dots, x_{i-1}, Q)$$

as a metric to measure the importance score of token x_i , from which we can identify the tokens to retain and those to remove. However, it is difficult to compute the mutual information $s(x_i)$ directly due to the following reasons:

1. We cannot access the ground truth output Y in practical scenarios.
2. Even if we use the output of a language model Y_{LM} to approximate Y , the result of $s(x_i)$ cannot be directly inferred from the probability sampled by the language model.

Therefore, we need to establish a computationally feasible metric to approximate mutual information. Inspired by works in the fields of computer vision and multi-modal learning (Dosovitskiy et al., 2021; Esser et al., 2024), which often measure the correlation between two types of information I_1 and I_2 using either cross-attention between them or self-attention after concatenating I_1 and I_2 , We conducted several detailed experiments, exploring

various strategies for both cross-attention and self-attention, along with other metrics, to determine which method best approximates mutual information. Ultimately, we found that using an encoder-decoder architecture, with X and Q as inputs, and leveraging the cross-attention values between the first token of the output Y and x_i , is the most suitable approach to approximate mutual information in our case. The specific experimental details are provided in the Appendix A.

Merging into Lexical Units. Following Li et al. (2023b), we also merge tokens into words as lexical units to avoid disjoint contexts. We denote w as a word, l_w as the length of the word, and $x_i, x_{i+1}, \dots, x_{i+l_w-1}$ as the tokens comprising the word w and x_{prev} represents the preceding context. Benefited from the addition of mutual information,

$$I(x_i, \dots, x_{i+l_w-1} | x_{prev}, Y, Q) = I(x_i | x_{prev}, Y, Q) + \dots + I(x_{i+l_w-1} | x_{prev}, x_i, \dots, x_{i+n-2}, Q) \quad (7)$$

we can directly sum the $s(x_i)$ of all tokens x_i in a word w to represent $s(w)$.

Gaussian Smoothing. We observed that relying solely on independent metrics for each lexical unit often prioritizes nouns, which typically have high information entropy, while overlooking intermediate conjunctions, verbs, and prepositions. This leads to semantic ambiguity and hampers understanding by large models. To mitigate this issue further, we applied a Gaussian filter on word-level

scores

$$s(w) = \sum_{k=-K}^K s(w+k) \cdot g(k)$$

$$g(k) = \frac{1}{\sigma\sqrt{2\pi}} \exp\left(-\frac{k^2}{2\sigma^2}\right)$$

which helps preserve the information surrounding important units. The detail could be found in section 3.2

3.2 Algorithm

Our method compresses long contexts into concise, informative representations through three key steps, as shown in Figure 3:

1. **Concat and Encode:** The X and Q are concatenated into a single input sequence $X + Q$ and fed into the f_{enc} . This produces a sequence of hidden representations that captures the semantic and positional information of the input tokens:

$$\{h_t\} = f_{enc}(X + Q) \quad (8)$$

Here, h_t represents the hidden representation of the t -th token.

2. **Measuring Token Importance:** During the decoding process, the cross-attention mechanism f_{attn} is leveraged to compute the importance of each token in the context relative to the query. Specifically, hidden representation of the decoder's first token $h_{<start>}$ attends to all tokens in the encoded sequence via the cross-attention mechanism:

$$\{a_t\} = f_{attn}(\{h_t\}, h_{<start>}) \quad (9)$$

Here, a_t denotes the attention score assigned to the t -th token, reflecting its relative importance with respect to the query.

3. **Post-processing of Importance Score:** The attention weights for context tokens are extracted, averaged across all attention heads, and normalized using a softmax function.

$$s(t) = \frac{\exp a_t}{\sum_{token \in f_{tok}(X)} \exp a_{token}}, t \in f_{tok}(X) \quad (10)$$

We use f_{tok} for tokenization, these scores represent the relevance of each token in the tokenized context to the given query.

The normalized token scores are aggregated at the word level:

$$s(w) = \sum_{t \in w} s(t), w \in X \quad (11)$$

To account for the contextual importance of words, a Gaussian filter is applied to the word-level scores. This ensures that words appearing near important terms also receive elevated scores:

$$s(w) = \sum_{k=-K}^K s(w+k) \cdot g(k) \quad (12)$$

where:

$$g(k) = \frac{1}{\sigma\sqrt{2\pi}} \exp\left(-\frac{k^2}{2\sigma^2}\right) \quad (13)$$

Based on the smoothed scores, we retain only the most relevant words to form the compressed context. The compression ratio τ can be adjusted to control the level of detail retained. The function f_{top} selects words whose scores are among the top τ proportion:

$$\bar{X} = f_{top}(\{s(w)\}, \tau), w \in X \quad (14)$$

This algorithm effectively reduces context length while retaining essential information, ensuring accurate and efficient performance in downstream tasks.

4 Experiments

4.1 Datasets and Metrics

We conduct experiments on five datasets that vary in text length, covering both manageable and excessively long contexts:

- **CoQA (Reddy et al., 2019) and Quoref (Dasigi et al., 2019):** These datasets feature texts of moderate length, within the processing capability of large models, making them ideal for standard evaluations of model performance.
- **2WikiMultiHopQA (Ho et al., 2020), HotpotQA (Yang et al., 2018), and MuSiQue (Trivedi et al., 2022):** These datasets, sourced from LongBench (Bai et al., 2023), contain excessively long texts, leading to challenges such as the "lost in the middle" phenomenon. Effective techniques for handling long contexts are essential to improve model performance on these datasets.

Algorithm	Architecture	Model	Parameters
Selective Context	Transformer Decoder-Only	GPT-2	124M
LLMLingua	Transformer Decoder-Only	Llama-2-7b	7B
LongLLMLingua	Transformer Decoder-Only	Llama-2-7b	7B
LLMLingua2	Transformer Encoder-Only	XLM-RoBERTa-large	355M
QUITO	Transformer Decoder-Only	Qwen2-0.5b-Instruct	500M
QUITO-X	Transformer Encoder-Decoder	FLAN-T5-small	60M

Table 1: Comparison of different compression algorithms in terms of architecture, model, and parameter size. Our method, based on the FLAN-T5-small model, demonstrates the effectiveness of a compact Transformer Encoder-Decoder architecture with only 60M parameters, significantly reducing computational cost while maintaining or exceeding performance compared to larger models like LLMLingua (7B) and QUITO (500M).

To evaluate model accuracy, we adopt the Exact Match (EM) metric, which measures the percentage of predictions that exactly match the ground truth answers.

4.2 Implementation Details

We employed the FLAN-T5-small model (Chung et al., 2024) for compression. Our approach leverages Huggingface Transformers and PyTorch 2.1.0 with CUDA-12.1. For question-answering tasks, we utilized LongChat-13B-16k (Li et al., 2023a) and LLaMA3-8B-Instruct (AI@Meta, 2024).

In our experiments, we observed that the choice of the parameter σ in (13) does not significantly impact the compression performance as long as $\sigma \neq 0$. Therefore, for consistency, we set $\sigma = 1$ for all subsequent experiments. Detailed parameter search results are provided in the Appendix D.

For CoQA (Reddy et al., 2019) and Quoref (Dasigi et al., 2019), we evaluated model accuracy using the original context and without any context, aiming to assess the models’ ability to summarize with full information and rely on prior knowledge. Next, we tested five baseline methods and our proposed approach at compression ratios of 0.75, 0.50, and 0.25, measuring accuracy with the compressed context using both LongChat-13B-16k and LLaMA3-8B-Instruct models.

For datasets with long contexts, including 2Wiki-MultiHopQA (Ho et al., 2020), HotpotQA (Yang et al., 2018), and MuSiQue (Trivedi et al., 2022), sourced from LongBench (Bai et al., 2023), we focused on the LLaMA3-8B-Instruct model. To handle the extreme length of these texts, a chunking strategy was adopted, dividing the context into 512-token chunks. Two strategies were tested:

- **Strategy 1:** Compressing each chunk individually and then merging the compressed repre-

sentations.

- **Strategy 2:** Calculating attention scores between each chunk and the query, merging these attention scores across all chunks, and then performing a unified compression on the merged context.

4.3 Baseline

We compared against the following context compression baselines in Table 1:

1. **Selective Context (Li et al., 2023b):** Uses GPT-2 (Radford et al., 2019) to retain context segments based on self-information.
2. **LLMLingua (Pan et al., 2024):** Employs Llama-2-7b (Touvron et al., 2023) with dynamic compression driven by context PPL.
3. **LongLLMLingua (Jiang et al., 2023b):** Extends LLMLingua for longer contexts, also using Llama-2-7b (Touvron et al., 2023).
4. **LLMLingua2 (Pan et al., 2024):** Utilizes XLM-RoBERTa-large (Conneau, 2019), introducing data distillation for enhanced compression.
5. **QUITO (Wang et al., 2024):** Applies Qwen2-0.5B-Instruct (Yang et al., 2024) with attention mechanisms to selectively retain query-relevant context.

For datasets with manageable text lengths, such as CoQA (Reddy et al., 2019) and Quoref (Dasigi et al., 2019), we evaluated our method against all listed baselines. These datasets allowed us to test the effectiveness of each approach in compressing

dataset	model	ratio	Selective-Context	LLMLingua	LongLLMLingua	LLMLingua2	QUITO	QUITO-X
Quoref	LongChat	1.00	70.6	70.6	70.6	70.6	70.6	70.6
		0.75	65.3	46.4	46.5	65.7	65.6	68.1
		0.50	55.8	34.5	34.6	55.0	59.4	65.1
		0.25	40.9	28.2	28.7	41.5	52.3	60.8
		0.00	2.9	2.9	2.9	2.9	2.9	2.9
	Llama-3	1.00	93.1	93.1	93.1	93.1	93.1	93.1
		0.75	90.3	64.9	65.3	90.7	89.8	92.6
		0.50	81.3	51.1	51.4	82.6	84.4	90.2
		0.25	59.3	43.2	43.3	65.5	75.8	86.8
		0.00	6.8	6.8	6.8	6.8	6.8	6.8
CoQA	LongChat	1.00	59.1	59.1	59.1	59.1	59.1	59.1
		0.75	56.6	44.9	45.4	57.5	54.6	<u>59.6</u>
		0.50	47.0	36.3	36.4	50.3	50.4	<u>59.5</u>
		0.25	32.1	30.4	25.9	41.0	41.4	55.5
		0.00	13.8	13.8	13.8	13.8	13.8	13.8
	Llama-3	1.00	79.3	79.3	79.3	79.3	79.3	79.3
		0.75	76.5	62.3	61.8	74.8	73.1	<u>79.5</u>
		0.50	64.1	50.9	50.4	69.4	64.6	78.1
		0.25	45.3	43.0	37.3	57.7	53.5	75.5
		0.00	18.1	18.1	18.1	18.1	18.1	18.1

Table 2: Experimental results of various compression methods applied at different compression ratios on the Quoref and CoQA datasets. The table shows the effectiveness of different methods, including Selective-Context, LLMLingua, LongLLMLingua, LLMLingua2, QUITO, and QUITO-X, across different compression ratios (1.00, 0.75, 0.50, 0.25, and 0.00). Our method consistently achieves the best performance at all ratios.

dataset	ratio	LLMLingua2	strategy 1	strategy 2
2wikimqa	1.00	55.0	55.0	55.0
	0.75	64.0	64.0	60.5
	0.50	68.0	67.5	69.0
	0.25	53.5	61.5	60.0
hotpotqa	1.00	15.5	15.5	15.5
	0.75	25.5	31.0	30.0
	0.50	57.5	65.5	63.0
	0.25	52.5	63.0	69.5
musique	1.00	2.5	2.5	2.5
	0.75	2.5	4.0	3.5
	0.50	40.5	41.5	43.5
	0.25	40.0	43.0	49.0

Table 3: Performance comparison on 2WikiMultiHopQA, HotpotQA, and MuSiQue datasets under different compression ratios. The table shows results for LLMLingua2 and two strategies proposed in our method. Bold numbers indicate the best performance for each dataset and ratio combination.

contexts without encountering extreme text length challenges.

For datasets with long contexts, including 2WikiMultiHopQA (Ho et al., 2020), HotpotQA (Yang et al., 2018), and MuSiQue (Trivedi et al., 2022), where models face significant challenges such as the "lost in the middle" phenomenon, we focused our comparison on LLMLingua2. As the current state-of-the-art (SOTA) method for handling long contexts, LLMLingua2 serves as a strong benchmark to evaluate the robustness and accuracy of our approach in extreme long-context scenarios.

4.4 Experimental Results

The results shown in Table 2 and Table 3 comprehensively demonstrate the effectiveness of our proposed methods across various datasets and compression ratios.

For the Quoref and CoQA datasets (Table 2), our proposed **QUITO-X** consistently outperforms existing baselines, including Selective-Context, LLMLingua, LongLLMLingua, LLMLingua2, and QUITO, under all tested compression ratios (1.00, 0.75, 0.50, 0.25, and 0.00). Remarkably, **QUITO-**

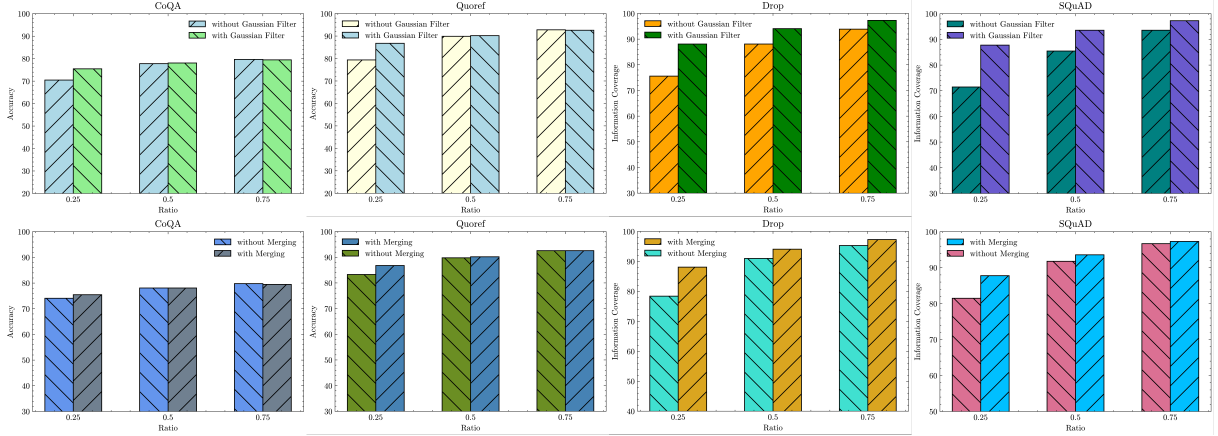


Figure 4: Ablation study results on four datasets (CoQA, Quoref, DROP, SQuAD) under three compression ratios (0.25, 0.5, 0.75). The top row shows the impact of the Gaussian filter on accuracy and information coverage, demonstrating consistent improvements across all datasets and compression ratios. The bottom row illustrates the effect of the merging module, highlighting its importance in recovering meaningful representations, particularly under higher compression ratios.

X achieves superior performance even at higher compression ratios, where significant portions of context are removed. This robust performance highlights the capability of our method in retaining critical information despite substantial context reductions. In some cases, particularly noted in the underlined sections of Table 2, our method even surpasses the performance of the original, uncompressed context. This suggests that our approach not only removes irrelevant noise but also enables the model to focus better on relevant portions of the context, thereby improving prediction quality.

For long-text datasets (Table 3), including 2WikiMultiHopQA, HotpotQA, and MuSiQue, the supplementary experiments validate the adaptability and robustness of our strategies under varying compression levels. Both proposed strategies—**Strategy 1** and **Strategy 2**—consistently outperform the baseline (LLMLingua2). In 2WikiMultiHopQA, **Strategy 1** achieves the best performance at a compression ratio of 0.75, while **Strategy 2** excels at a 0.50 ratio. Similarly, for HotpotQA, **Strategy 2** achieves the highest scores at compression ratios of 0.50 and 0.25. In MuSiQue, **Strategy 2** consistently outperforms other methods at lower compression ratios, particularly under the most aggressive compression of 0.25.

These results collectively underscore the robustness, adaptability, and overall effectiveness of our proposed methods for handling compressed contexts across a variety of datasets and compression scenarios.

4.5 Ablation Study

Gaussian Filter. The top row of Figure 4 shows the effect of the Gaussian filter across different datasets and compression ratios (0.25, 0.5, 0.75). For CoQA and Quoref, we use accuracy as the evaluation metric, while for DROP and SQuAD, we adopt information coverage, which we explain further in the Appendix C. The Gaussian filter consistently improves performance, particularly at lower ratios. For example, in SQuAD, information coverage increases significantly (from 71.5 to 87.8) at the 0.25 ratio. These results demonstrate its effectiveness in retaining critical context information during compression.

Merging. The bottom row of Figure 4 highlights the impact of the merging module. Merging consistently boosts accuracy and information coverage, especially at the 0.25 ratio where context loss is severe. For instance, in DROP, merging improves information coverage by nearly 10 points. This confirms its role in preserving meaningful context under high compression.

5 Conclusion

In this paper, we aim to tackle the challenge of context compression. Leveraging information bottleneck theory, we derive mutual information as the optimization objective, which we prove to be equivalent to maximizing likelihood. Our method significantly outperforms strong baselines in both inference latency and performance. Furthermore, it excels on long texts, occasionally surpassing mod-

els that utilize the original context, likely by eliminating inherent redundancy in the context. More effective chunking strategies for long texts are left for future exploration.

Limitations

Despite the clear advantages demonstrated by our method, there are some inherent limitations that need to be acknowledged. For example, due to the context window limitation of smaller models, we must rely on chunking strategies to handle long texts. While applying chunking has shown good performance across multiple evaluation sets, it may overlook the relevance between tokens that are far apart within a long text. How to address this issue or quantify the potential performance loss introduced by chunking remains an open problem.

Another limitation stems from computational resource constraints, which have restricted us from conducting large-scale tests across broader and more diverse datasets. As a result, the robustness of certain hyperparameters, such as the σ value in the Gaussian filter, has not been extensively validated. While our experiments suggest that variations in σ within a reasonable range do not significantly affect performance, the scalability and stability of the method under different configurations remain areas for further exploration with larger-scale experiments.

References

- Josh Achiam, Steven Adler, Sandhini Agarwal, Lama Ahmad, Ilge Akkaya, Florencia Leoni Aleman, Diogo Almeida, Janko Altschmidt, Sam Altman, Shyamal Anadkat, et al. 2023. Gpt-4 technical report. *arXiv preprint arXiv:2303.08774*.
- AI@Meta. 2024. [Llama 3 model card](#).
- Alexander A Alemi, Ian Fischer, Joshua V Dillon, and Kevin Murphy. 2016. Deep variational information bottleneck. *arXiv preprint arXiv:1612.00410*.
- Yushi Bai, Xin Lv, Jiajie Zhang, Hongchang Lyu, Jiankai Tang, Zhidian Huang, Zhengxiao Du, Xiao Liu, Aohan Zeng, Lei Hou, et al. 2023. Longbench: A bilingual, multitask benchmark for long context understanding. *arXiv preprint arXiv:2308.14508*.
- Tom B Brown. 2020. Language models are few-shot learners. *arXiv preprint arXiv:2005.14165*.
- Hyung Won Chung, Le Hou, Shayne Longpre, Barret Zoph, Yi Tay, William Fedus, Yunxuan Li, Xuezhi Wang, Mostafa Dehghani, Siddhartha Brahma, et al. 2024. Scaling instruction-finetuned language models. *Journal of Machine Learning Research*, 25(70):1–53.
- A Conneau. 2019. Unsupervised cross-lingual representation learning at scale. *arXiv preprint arXiv:1911.02116*.
- Pradeep Dasigi, Nelson F Liu, Ana Marasović, Noah A Smith, and Matt Gardner. 2019. Quoref: A reading comprehension dataset with questions requiring coreferential reasoning. *arXiv preprint arXiv:1908.05803*.
- Alexey Dosovitskiy, Lucas Beyer, Alexander Kolesnikov, Dirk Weissenborn, Xiaohua Zhai, Thomas Unterthiner, Mostafa Dehghani, Matthias Minderer, Georg Heigold, Sylvain Gelly, Jakob Uszkoreit, and Neil Houlsby. 2021. [An image is worth 16x16 words: Transformers for image recognition at scale](#). *Preprint*, arXiv:2010.11929.
- Patrick Esser, Sumith Kulal, Andreas Blattmann, Rahim Entezari, Jonas Müller, Harry Saini, Yam Levi, Dominik Lorenz, Axel Sauer, Frederic Boesel, Dustin Podell, Tim Dockhorn, Zion English, Kyle Lacey, Alex Goodwin, Yannik Marek, and Robin Rombach. 2024. [Scaling rectified flow transformers for high-resolution image synthesis](#). *Preprint*, arXiv:2403.03206.
- Ian Fischer. 2020. The conditional entropy bottleneck. *Entropy*, 22(9):999.
- Xanh Ho, Anh-Khoa Duong Nguyen, Saku Sugawara, and Akiko Aizawa. 2020. Constructing a multi-hop qa dataset for comprehensive evaluation of reasoning steps. *arXiv preprint arXiv:2011.01060*.
- Huiqiang Jiang, Qianhui Wu, Chin-Yew Lin, Yuqing Yang, and Lili Qiu. 2023a. Llmllingua: Compressing prompts for accelerated inference of large language models. *arXiv preprint arXiv:2310.05736*.
- Huiqiang Jiang, Qianhui Wu, Xufang Luo, Dongsheng Li, Chin-Yew Lin, Yuqing Yang, and Lili Qiu. 2023b. Longllmlingua: Accelerating and enhancing llms in long context scenarios via prompt compression. *arXiv preprint arXiv:2310.06839*.
- Cody C. T. Kwok, Oren Etzioni, and Daniel S. Weld. 2001. [Scaling question answering to the web](#). In *Proceedings of the 10th International Conference on World Wide Web*, WWW '01, page 150–161, New York, NY, USA. Association for Computing Machinery.
- Dacheng Li, Rulin Shao, Anze Xie, Ying Sheng, Lianmin Zheng, Joseph Gonzalez, Ion Stoica, Xuezhe Ma, and Hao Zhang. 2023a. How long can context length of open-source llms truly promise? In *NeurIPS 2023 Workshop on Instruction Tuning and Instruction Following*.
- Yucheng Li, Bo Dong, Chenghua Lin, and Frank Guerin. 2023b. Compressing context to enhance inference efficiency of large language models. *arXiv preprint arXiv:2310.06201*.

- Jiongnan Liu, Jiajie Jin, Zihan Wang, Jiehan Cheng, Zhicheng Dou, and Ji rong Wen. 2023. [Reta-llm: A retrieval-augmented large language model toolkit](#). *ArXiv*, abs/2306.05212.
- Zhuoshi Pan, Qianhui Wu, Huiqiang Jiang, Menglin Xia, Xufang Luo, Jue Zhang, Qingwei Lin, Victor Rühle, Yuqing Yang, Chin-Yew Lin, et al. 2024. LlmLingua-2: Data distillation for efficient and faithful task-agnostic prompt compression. *arXiv preprint arXiv:2403.12968*.
- Dragomir R. Radev, Hong Qi, Harris Wu, and Weiguo Fan. 2002. [Evaluating web-based question answering systems](#). In *Proceedings of the Third International Conference on Language Resources and Evaluation (LREC'02)*, Las Palmas, Canary Islands - Spain. European Language Resources Association (ELRA).
- Alec Radford, Jeffrey Wu, Rewon Child, David Luan, Dario Amodei, Ilya Sutskever, et al. 2019. Language models are unsupervised multitask learners. *OpenAI blog*, 1(8):9.
- Siva Reddy, Danqi Chen, and Christopher D Manning. 2019. Coqa: A conversational question answering challenge. *Transactions of the Association for Computational Linguistics*, 7:249–266.
- Claude E Shannon. 1951. Prediction and entropy of printed english. *Bell system technical journal*, 30(1):50–64.
- Ravid Shwartz-Ziv and Naftali Tishby. 2017. Opening the black box of deep neural networks via information. *arXiv preprint arXiv:1703.00810*.
- Xiaofei Sun, Xiaoya Li, Jiwei Li, Fei Wu, Shangwei Guo, Tianwei Zhang, and Guoyin Wang. 2023. Text classification via large language models. *arXiv preprint arXiv:2305.08377*.
- Yi Tay, Mostafa Dehghani, Samira Abnar, Yikang Shen, Dara Bahri, Philip Pham, Jinfeng Rao, Liu Yang, Sebastian Ruder, and Donald Metzler. 2020. Long range arena: A benchmark for efficient transformers. *arXiv preprint arXiv:2011.04006*.
- Naftali Tishby, Fernando C Pereira, and William Bialek. 2000. The information bottleneck method. *arXiv preprint physics/0004057*.
- Hugo Touvron, Louis Martin, Kevin Stone, Peter Albert, Amjad Almahairi, Yasmine Babaei, Nikolay Bashlykov, Soumya Batra, Prajjwal Bhargava, Shruti Bhosale, et al. 2023. Llama 2: Open foundation and fine-tuned chat models. *arXiv preprint arXiv:2307.09288*.
- Harsh Trivedi, Niranjan Balasubramanian, Tushar Khot, and Ashish Sabharwal. 2022. Musique: Multi-hop questions via single-hop question composition. *Transactions of the Association for Computational Linguistics*, 10:539–554.
- Jinyuan Wang, Junlong Li, and Hai Zhao. 2023a. Self-prompted chain-of-thought on large language models for open-domain multi-hop reasoning. *arXiv preprint arXiv:2310.13552*.
- Wenshan Wang, Yihang Wang, Yixing Fan, Huaming Liao, and Jiafeng Guo. 2024. Quito: Accelerating long-context reasoning through query-guided context compression. *arXiv preprint arXiv:2408.00274*.
- Zhiruo Wang, Jun Araki, Zhengbao Jiang, Md Rizwan Parvez, and Graham Neubig. 2023b. Learning to filter context for retrieval-augmented generation. *arXiv preprint arXiv:2311.08377*.
- An Yang, Baosong Yang, Binyuan Hui, Bo Zheng, Bowen Yu, Chang Zhou, Chengpeng Li, Chengyuan Li, Dayiheng Liu, Fei Huang, et al. 2024. Qwen2 technical report. *arXiv preprint arXiv:2407.10671*.
- Zhilin Yang, Peng Qi, Saizheng Zhang, Yoshua Bengio, William W Cohen, Ruslan Salakhutdinov, and Christopher D Manning. 2018. Hotpotqa: A dataset for diverse, explainable multi-hop question answering. *arXiv preprint arXiv:1809.09600*.
- Kun Zhu, Xiaocheng Feng, Xiyuan Du, Yuxuan Gu, Weijiang Yu, Haotian Wang, Qianglong Chen, Zheng Chu, Jingchang Chen, and Bing Qin. 2024. An information bottleneck perspective for effective noise filtering on retrieval-augmented generation. *arXiv preprint arXiv:2406.01549*.

A Experimental Selection of Mutual Information Metric

A.1 Motivating Observation

To identify a metric that best approximates the mutual information $I(X; Y | Q)$, we designed the following experiment: we filtered a subset from the Drop QA dataset, denoted as $\mathcal{D} = \{\mathcal{D}_i\}_{i=1}^n = \{X_i, Y_i, Q_i\}_{i=1}^n$. In \mathcal{D} , Y_i is a substring of X_i . The substring Y_i within X_i (hereafter referred to as Sub_{Y_i}) captures the majority of the mutual information between X_i and Y_i . Informally, the higher the relative value of a metric on the tokens of these substrings, the better the metric can measure $I(X; Y | Q)$.

A.2 Experiment

We tested several commonly used metrics, including self-attention (Wang et al., 2024) and self-information (Li et al., 2023b). Cross-attention is a prevalent metric for measuring the correlation between two pieces of information. We used Flan-T5-small (Chung et al., 2024) to compute cross-attention and implemented the following two strategies for each \mathcal{D}_i :

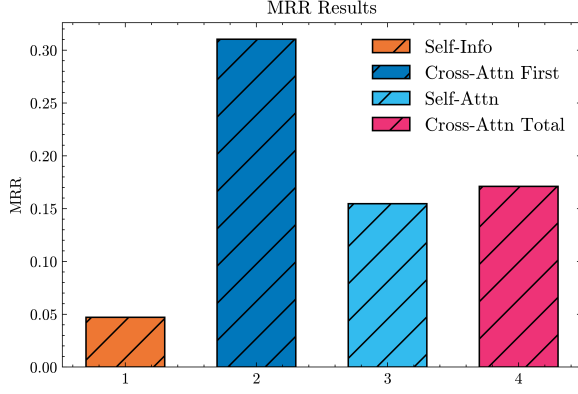


Figure 5: MRR results

cross attn first. Compute only the cross-attention scores between the first token <start> in Y_i and each token in X_i .

cross attn total. Autoregressively generate Y_i and compute the average sum of the cross-attention scores between all tokens in Y_i and all tokens in X_i .

We adopted Mean Reciprocal Rank (MRR) (Kwok et al., 2001; Radev et al., 2002) to evaluate which metric better represents mutual information. Specifically, for each metric, we first calculate the MRR for each data point $\mathcal{D}_i = \{X_i, Y_i, Q_i\}$ individually. For a given \mathcal{D}_i , we calculate the value of each token based on the metric, sort them to obtain their rank array, and then compute MRR assuming Sub_{Y_i} has a length of len and appears at positions $k, \dots, k + len - 1$:

$$\text{MRR}_i = \frac{1}{len} \sum_{j=1}^{len} \frac{1}{\text{rank}_{k+j-1}}$$

Finally, the overall MRR for the dataset \mathcal{D} is obtained by averaging MRR_i across all data points:

$$\text{MRR} = \frac{1}{|\mathcal{D}|} \sum_{i=1}^{|\mathcal{D}|} \text{MRR}_i$$

A.3 Result

The experimental results are presented in Figure 5. The results indicate that using the cross-attention value between the first token of output Y and each x_i yields a significantly higher MRR compared to other methods.

B Proof of Theorem 1

Let X be the original context, Q be the query, Y be the output, and \bar{X} be the extractive compressed

result. Denote τ as the compression rate, and let k be a constant such that $k \in (0, 1]$.

Theorem

$$\begin{aligned} \max_{\bar{X}} I_Q(\bar{X}; Y) &\sim \max_{\bar{X}} \mathbb{E}[\log P(Y | \bar{X}, Q)] \\ \text{s.t. } \tau &= k. \end{aligned} \quad (15)$$

(To simplify the notation, we use I_Q to represent the condition on Q .)

Proof: We start by expanding the mutual information term $I_Q(\bar{X}; Y)$:

$$\begin{aligned} I_Q(\bar{X}; Y) &= \int_{\bar{x}, y, q} P(\bar{x}, y | q) \log \left(\frac{P(\bar{x}, y | q)}{P(\bar{x} | q)P(y | q)} \right) d\bar{x} dy dq \\ &= \int_{\bar{x}, y, q} P(\bar{x}, y | q) \log \left(\frac{P(\bar{x}, y | q)}{P(\bar{x} | q)} \right) d\bar{x} dy dq \\ &\quad - \int_{y, q} \log P(y | q) \left(\int_{\bar{x}} P(\bar{x}, y | q) d\bar{x} \right) dy dq \\ &= \int_{\bar{x}, y, q} P(\bar{x}, y | q) \log \left(\frac{P(\bar{x}, y | q)}{P(\bar{x} | q)} \right) d\bar{x} dy dq \\ &\quad - \int_{y, q} \log P(y | q) P(y | q) dy dq \end{aligned}$$

Since $\int_{y, q} \log P(y | q) P(y | q) dy dq$ does not affect the optimization, we ignore it:

$$\begin{aligned} I_Q(\bar{X}; Y) &\sim \int_{\bar{x}, y, q} P(\bar{x}, y | q) \log \left(\frac{P(\bar{x}, y | q)}{P(\bar{x} | q)} \right) d\bar{x} dy dq \\ &= E_{\bar{X}, Y, Q} [\log P(y | \bar{x}, q)]. \end{aligned}$$

Here \bar{x}, y, q represent specific data points sampled from the random variables \bar{X}, Y, Q , respectively. This completes the proof.

C Information Coverage

In this section, we explain the Information Coverage metric used in our ablation study for DROP and SQuAD datasets. Unlike accuracy, which directly measures the correctness of the model’s predictions, Information Coverage focuses on whether key information (i.e., the source of the answer) is preserved after context compression.

Specifically, we adopt EM as the evaluation metric for measuring coverage. Given a compressed context and a target answer, EM evaluates whether the answer’s source can still be precisely matched within the compressed context. This ensures that

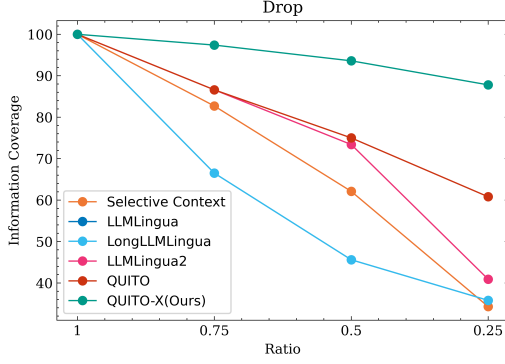


Figure 6: Information coverage on Drop.

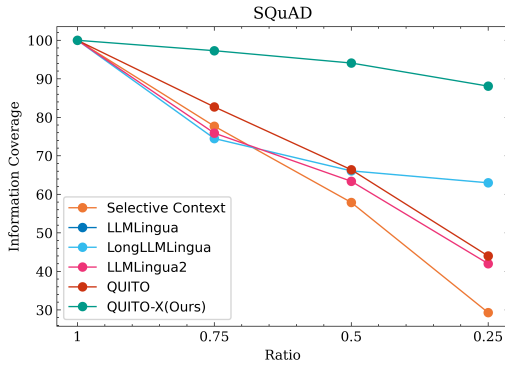


Figure 7: Information coverage on SQuAD.

critical information needed to derive the answer is retained post-compression. A higher EM score indicates better preservation of essential information, thus reflecting the compression method’s effectiveness in maintaining important content.

Figures 6 and 7 showcase the Information Coverage at different compression ratios (from 1.0 to 0.25) on the DROP and SQuAD datasets. These results are independent of the ablation experiments and are intended to highlight the robustness of our proposed method under varying levels of compression.

From the figures, it is evident that across all compression ratios, our method consistently achieves the highest Information Coverage compared to baseline approaches. This demonstrates the effectiveness of our method in preserving critical answer-related information, even as the context length is reduced. Notably, at lower compression ratios (e.g., 0.25), where information loss is more severe, our approach still outperforms other methods by a clear margin, underscoring its ability to prioritize and retain essential content.

These findings further confirm that our method

can effectively mitigate the challenges of information loss during compression while maintaining performance in downstream tasks.

D Parameter Search for σ

In our experiments, we examined the effect of different values of the parameter σ on the performance of the compression technique. Specifically, σ controls the variance of the Gaussian filter used during context compression. To explore its impact, we conducted a parameter search across several values of σ , ranging from 1 to 5, to assess how variations in σ influence model performance at different compression ratios.

Figure 8 shows the results of this search, where we measured the model’s accuracy and information coverage at compression ratios of 0.75, 0.50, and 0.25.

From our observations, we found that the value of σ had minimal impact on performance for non-zero values, with only a slight variation in both accuracy and information coverage. Based on these findings, we chose $\sigma = 1$ as the default value for all subsequent experiments, ensuring both consistent and efficient compression without substantial loss in performance.

For a detailed breakdown of the parameter search, see the plot in Figure 8, which illustrates how σ affects model performance across all datasets tested.

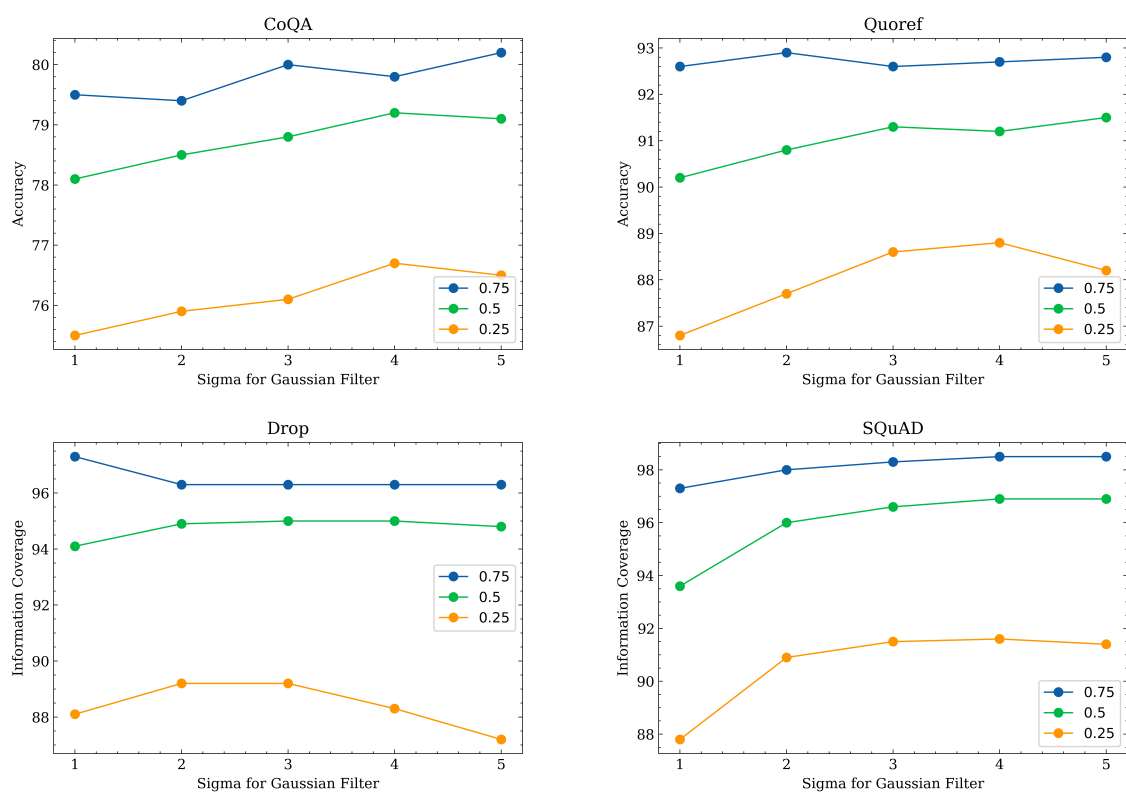


Figure 8: parameter search across several values of σ