

Search for GeV gamma-ray emission from SPT-CL J2012-5649 with six years of DAMPE data

Siddhant Manna^{1,*} and Shantanu Desai^{1,†}

¹ *Department of Physics, IIT Hyderabad Kandi, Telangana 502284, India*

We search for gamma-ray emission from the galaxy cluster SPT-CL J2012-5649 in the energy range from 3 GeV to 1 TeV using the DArk Matter Particle Explorer (DAMPE) telescope. For our analysis, we use three different templates: point source, radial disk and radial Gaussian. We do not detect a signal with significance $> 3\sigma$ for any of these templates at any location with R_{200} of the cluster center. We obtain 95% c.l. upper limit on the energy flux between $\sim 10^{-6}$ and $10^{-4} \text{ MeV cm}^{-2} \text{ s}^{-1}$ depending on the energy range. These upper limits are consistent with the a non-zero flux detected by Fermi-LAT (at 6σ significance) for this cluster. This work represents the first proof of principle search for gamma-ray emission from a single galaxy cluster using DAMPE data.

I. INTRODUCTION

Galaxy clusters are the universe's most massive and stable structures held together by gravity and can be used to probe cosmology [1–4] and fundamental physics [5–8]. Approximately, 80% of the mass in these clusters is attributed to dark matter, while the intracluster medium (ICM) consisting of hot diffuse gas, accounts for about 10-15% of their total mass [9, 10]. Although galaxy clusters have been mostly detected at all wavelengths from radio waves to X-rays, an unequivocal detection of gamma rays is still an open question. To resolve this issue, in a recent work [11], we carried out a systematic search for gamma-rays from 300 galaxy clusters selected from the 2500 sq. degree SPT-SZ survey [12, 13] based on their values M_{500}/z^2 using 15 years of Fermi-LAT data. From this search, we found a gamma-ray signal from one galaxy cluster (viz SPT-CL J2012-5649) with a significance of 6.1σ [11]. The signal was detected in the energy range between 1-10 GeV with a spectral index of around -3.6. However, given the point spread function of Fermi-LAT, we could not ascertain if this signal is due to the intracluster medium or from radio galaxies in the vicinity of the cluster. SPT-CL J2012-5649 (also known as Abell 3667) is a merging cluster with $M_{500} \approx 5 \times 10^{14} M_{\odot}$ at a redshift of 0.06, and is known to host radio relics [14, 15]. Given the intriguing result, it behooves us to confirm this signal with other operating gamma-ray detectors which are sensitive in this energy range. Although we could not see a signal from this cluster at MeV energies [16], no recent search has been done at GeV energies from this cluster using any other detector. The only gamma-ray telescope with sensitivity between 1-10 GeV, whose data is publicly available is the DArk Matter Particle Explorer (DAMPE), which was launched in 2015 [17]. DAMPE is mainly designed to study cosmic rays and gamma rays upto 10 TeV [17–19]. Its main science goals are to understand the origin of particle acceleration, cosmic ray propagation, and probing the nature of dark matter [17, 20]. Some of the scientific highlights from the DAMPE telescope are reviewed in [21]. As of 2022, DAMPE has detected gamma-ray emission from over 200 sources with significance $> 4.5\sigma$ [22, 23].

Although a number of searches have been with DAMPE for dark matter annihilation from the galactic halo and galactic center [24–26], there has only been one search for gamma-ray emission from galaxy clusters [27]. In this work, a search for dark matter annihilation with DAMPE from a sample of 13 clusters from the extended HIFLUGCS catalog using a stacked analysis, to complement a similar search done with Fermi-LAT [27]. A signal consistent with Fermi-LAT below 34 GeV was detected and upper limits from 34 GeV to 130 GeV were set (cf. Fig 7 in [27]).

Here, we search for gamma-ray emission from galaxy cluster SPT-CL J2012-5649, which is spatially coincident with Abell 3667 in the energy range from 3 GeV to 1 TeV using six years of DAMPE data. This manuscript is structured as follows. The data analysis setup is discussed in Sect. II. Our results are described in Sect. III. We conclude in Sect. IV

*Email:ph22resch11006@iith.ac.in

†Email:shntn05@gmail.com

II. DATA ANALYSIS

The DAMPE telescope can detect cosmic rays and gamma rays from 3 GeV - 10 TeV [17–19]. It has an angular resolution of $\leq 0.2^\circ$ at 100 GeV with a field of view of about 1.0 sr. DAMPE has a much finer energy resolution ($\sim 1.0\%$ at 100 GeV) compared to Fermi-LAT across a broad range of energies [17]. However its acceptance is smaller than Fermi-LAT by a factor of about 7. More technical details about the DAMPE detector, including its on-orbit performance calibrations are reviewed elsewhere [17–19].

We conducted a gamma-ray search for SPT-CL J2012-5649 (R.A.= 303.11, Dec.= -56.83) utilizing six years of DAMPE data, covering the time range from January 1, 2016 to January 1, 2022 (MET 94608000 - 283996800). The data was selected within a region of interest (ROI) with a radius of 10° centered on the cluster center, as determined by SPT observations. The energy range for the analysis was set between 3 GeV and 1000 GeV (1 TeV). We used DAMPE Science Tools (DmpST) [28] software for our analysis. This software uses the photon event data, spacecraft files, Monte Carlo (MC) instrument response functions (IRFs), and a predefined model of gamma-ray sources to perform the analyses. We filtered the photon events based on the direction, time, energy, and the trigger type. We selected only the events that met the criteria for the High-Energy Trigger (HET). Data gathered during the South Atlantic Anomaly or during periods of intense solar flares were excluded from our analysis. We also calculated the angles between the target source and the Z-axis of the spacecraft. If the angles larger than 60° , the target source is not in the field of view of DAMPE and we do not include that data. To visualize photon information about energy, time, and location, we consider the photon count maps and event maps. We then calculate the total exposure using the livetime cube and proceed to define an input model file, which includes the target source and diffuse emission sources. The observed livetime for our analysis is around 1.43×10^8 seconds. For our analysis, we considered three different search templates: a point-source template, extended radial disk, and radial Gaussian templates. Each of these templates also needs a power-law spectral model to characterize the gamma-ray emission from the source. The power-law spectral index was set to $\Gamma = -2$, consistent with previous studies [11, 29]. We used 0.1-pixel resolution for spatial binning and ten energy bins spanning the energy range between 3-1000 GeV. During the fitting process, we kept the normalization of the source model as a free parameter to allow for optimal adjustment. To account for the diffuse gamma-ray emission in the region, we utilized the Galactic diffuse emission model (g11_iem_v07.fits) along with an isotropic component (iso_P8R3_ULTRACLEANVETO_V3_v1.txt). We modeled the Galactic diffuse emission using a power-law spectral model. We allowed the normalizations of the Galactic foreground and isotropic diffuse emission templates to vary freely during the fitting process. We performed a standard binned likelihood analysis to determine the best-fit model parameters for the source’s spectral and positional characteristics.

III. RESULTS

The Test Statistic (TS) map for the SPT-CL J2012-5649 cluster can be found in Fig. 1. TS is defined in the same way as for Fermi-LAT and IceCube analysis [11, 30, 31], and the statistical significance of any source can be obtained from the square root of the TS value. At the cluster center, the point source template yielded a maximum TS value of 5.1, corresponding to a significance of 2.3σ . Using the radial disk and radial Gaussian templates, TS values of 4.5 and 4.0 were found at the cluster center, respectively. A maximum TS value of 15.5 was found at coordinates (RA, Dec) = (298.4, -56.6) using the point source template, corresponding to a statistical significance of 3.94σ . For comparison, the radial disk and radial Gaussian templates yielded maximum TS values of 14.6 and 13.8, respectively, at the same coordinates. This position of the maximum TS value is at an offset of 2.59° with respect to the SZ cluster center. This is much larger than the angular size of the cluster ($\theta_{200} = 0.19^\circ$). In Figure 2 we plot the Spectral Energy Distribution (SED) plot for the aforementioned cluster using a point source template and ten energy bins. The energy bins with a Test Statistic (TS) value greater than nine are shown as grey bars, where the height of the bar indicates the strength of the gamma-ray signal. Bins with TS values less than 9 are shown as upper limits in red. The upper limits correspond to 95% c.l. In Figure 3, we constructed the differential energy spectrum of SPT-CL J2012-5649, we overlay the Fermi-LAT observation for this cluster along with DAMPE. The Fermi-LAT data, as presented in [11], provide the measured energy spectrum, represented by blue data points in Fig. 3. We incorporated upper limits from DAMPE data, shown as red points in the same figure. This combined analysis allows for a comprehensive characterization of the gamma-ray emission from this source over a wide energy range of 1-1000 GeV. The upper limits on the differential energy flux are in the range of $\sim 10^{-6} - 10^{-4} \text{ MeV cm}^{-2} \text{ s}^{-1}$ depending on photon energy (cf. Fig. 3.) Therefore, we can see that the DAMPE upper limits are consistent with the Fermi-LAT results, given the higher sensitivity of Fermi-LAT.

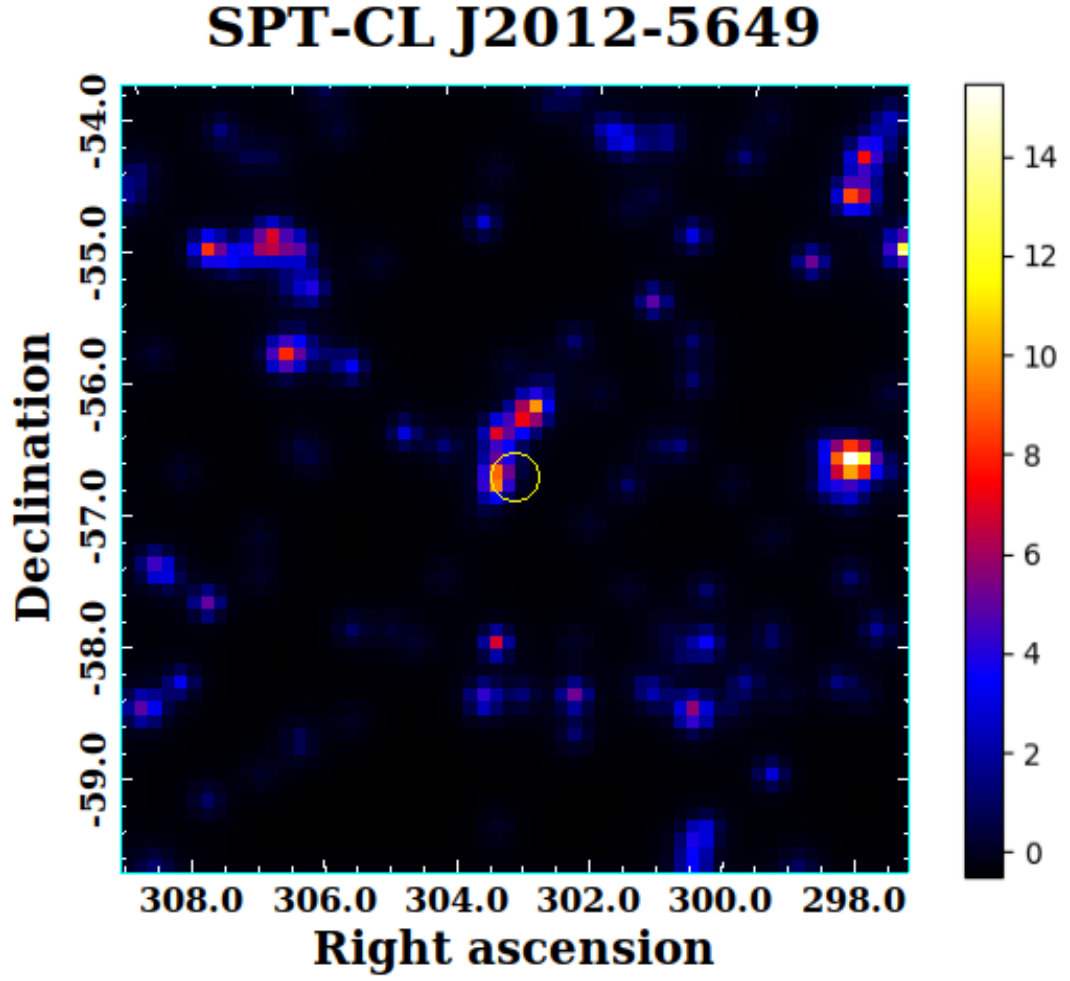


FIG. 1: TS map of the SPT-CL J2012-5649 cluster (left) and TS map scale (right) generated using DmpST in the energy band $3 - 1000$ GeV. We used 0.1-pixel resolution for the spatial binning and point source template. The SPT-SZ position of the cluster is shown at the center of the map enclosed by a circle of radius 0.2° which corresponds to its R_{200} at a redshift of 0.06.

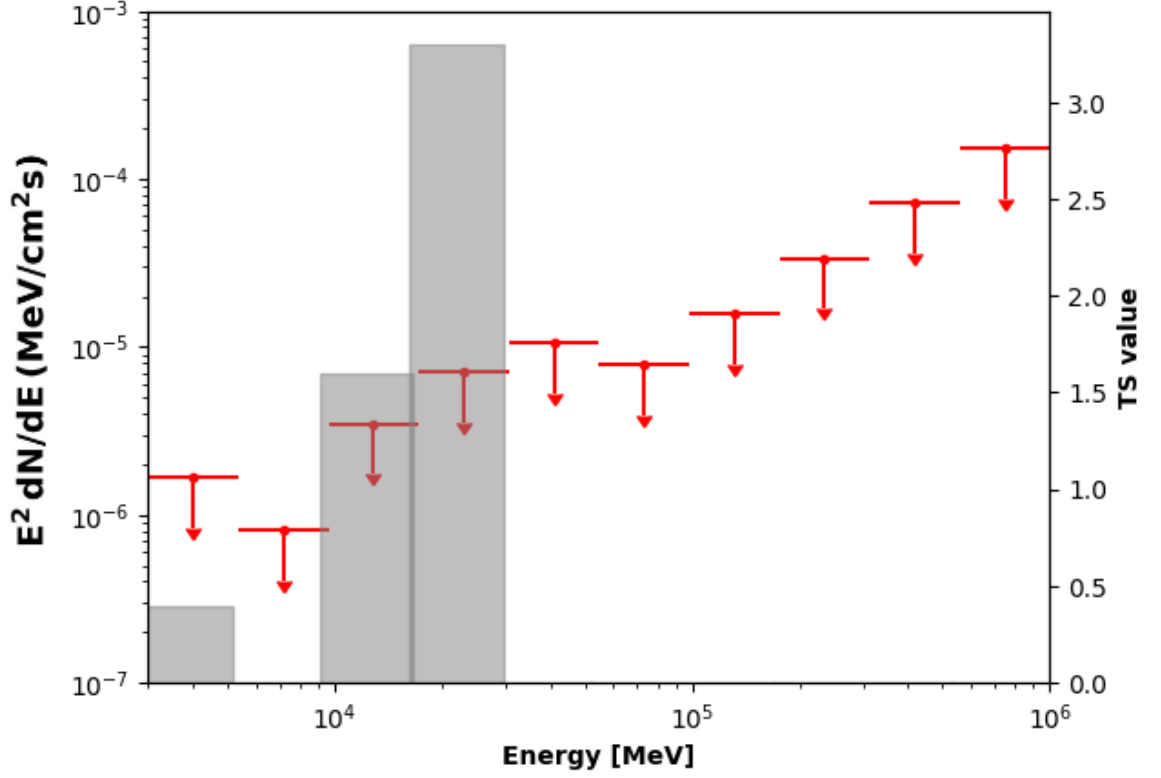


FIG. 2: The spectral energy distribution (SED) plot for the SPT-CL J2012-5649 galaxy cluster using a point source template and 10 energy bins is shown. The energy bins with a test statistic (TS) value greater than 9 are shown in grey bars, where the height of the bar indicates the strength of the signal. Bins with $TS < 9$ are shown as upper limits in red color. On the right side of the plot, a TS scale is provided to indicate the significance of the detections. The results from radial disk and radial gaussian templates are almost the same as the point source template

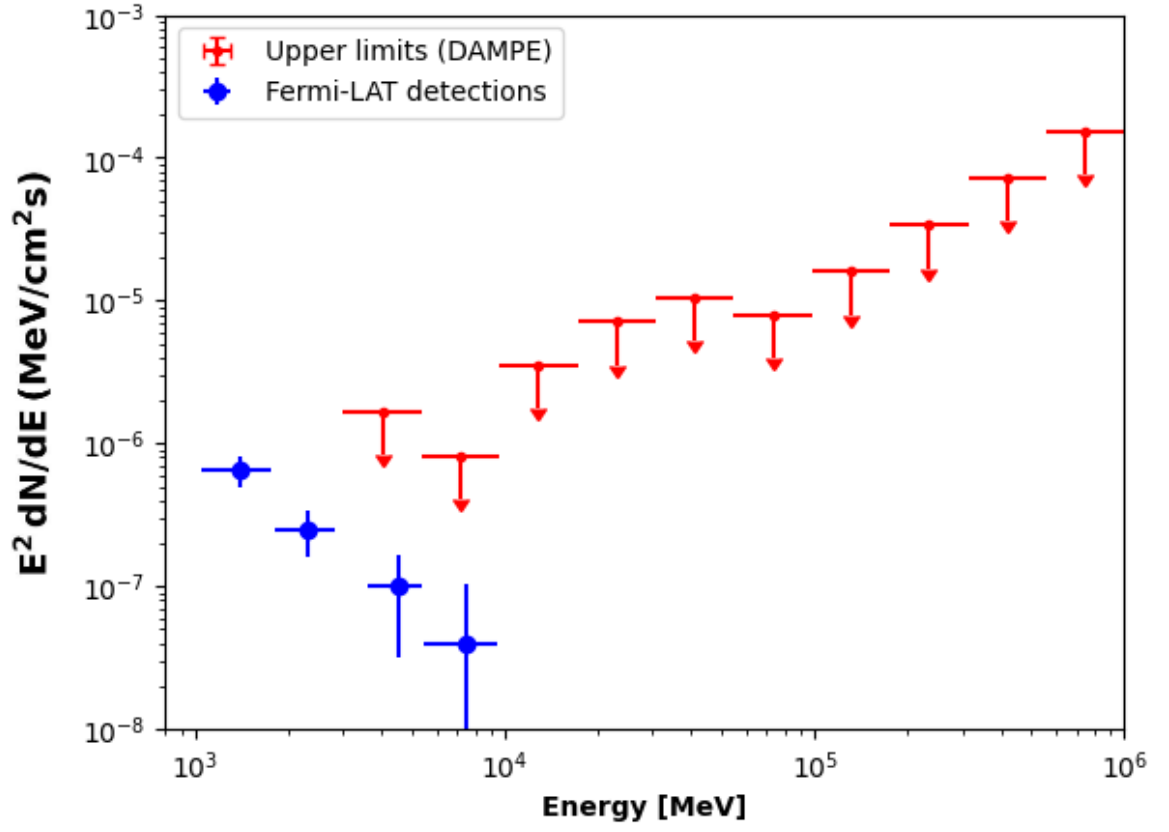


FIG. 3: The SED for SPT-CL J2012-5649 using a point source template for the energy range 1-1000 GeV. Blue data points represent the measured energy spectrum obtained from Fermi-LAT data [11]. Red points show the 95% c.l. upper limits derived from DAMPE data.

IV. CONCLUSIONS

In a recent work [11], we detected gamma-ray emission from SPT-CL J2012-5649 using 15 years of Fermi-LAT data in the energy range between 1-10 GeV with a significance of 6.1σ . In this work, we carry out a similar search for high energy emission in the same energy range from this cluster using data from another existing gamma-ray telescope, viz DAMPE. For our analysis, we use six years of publicly available data from DAMPE detector and used three different templates for our analysis: point source, radial disk, and radial Gaussian, similar to our Fermi-LAT analysis. We do not find statistically significant gamma-ray emission ($> 3\sigma$) at the cluster center or within its R_{200} . Consequently, we report upper limits in all energy bins. Our 95% c.l. upper limits for SPT-CL J2012-5649 in the energy range from 3 GeV-1 TeV are shown in Fig. 3 along with the corresponding results from Fermi-LAT. The upper limits on differential energy flux, which we obtain above 10 GeV are between $\sim 10^{-6} - 10^{-4} \text{ MeV cm}^{-2} \text{ s}^{-1}$.

Therefore, this is the first proof of principle analysis of gamma-ray searches using a single galaxy cluster from DAMPE. The seven year data will also be released soon (Zhaoqiang Shen, private communication), which will enable us to easily extend this analysis with the new data. In the near future more detailed gamma-ray analysis of this cluster should be possible using the upcoming Very Large Area Gamma-ray Space Telescope (VLAST) [32], which is proposed by the DAMPE team.

Acknowledgments

We acknowledge data resources from DArk Matter Particle Explorer (DAMPE) satellite mission supported by Strategic Priority Program on Space Science, and data service provided by National Space Science Data Center of China. We are thankful to Zhaoqiang Shen for pointing us to the DAMPE data and software.

-
- [1] S. D. M. White and M. J. Rees, MNRAS **183**, 341 (1978).
 - [2] A. V. Kravtsov and S. Borgani, Ann. Rev. Astron. Astrophys. **50**, 353 (2012), 1205.5556.
 - [3] S. W. Allen, A. E. Evrard, and A. B. Mantz, Ann. Rev. Astron. Astrophys. **49**, 409 (2011), 1103.4829.
 - [4] A. A. Vikhlinin, A. V. Kravtsov, M. L. Markevich, R. A. Sunyaev, and E. M. Churazov, Physics Uspekhi **57**, 317-341 (2014).
 - [5] S. Desai, Physics Letters B **778**, 325 (2018), 1708.06502.
 - [6] K. Bora and S. Desai, JCAP **2021**, 012 (2021), 2008.10541.
 - [7] K. Bora and S. Desai, JCAP **2021**, 052 (2021), 2104.00974.
 - [8] K. Bora, R. F. L. Holanda, S. Desai, and S. H. Pereira, European Physical Journal C **82**, 17 (2022), 2106.15805.
 - [9] K. Murase and J. F. Beacom, JCAP **2013**, 028 (2013), 1209.0225.
 - [10] A. Condorelli, J. Biteau, and R. Adam, Astrophys. J. **957**, 80 (2023), 2309.04380.
 - [11] S. Manna and S. Desai, JCAP **2024**, 017 (2024), 2310.07519.
 - [12] L. E. Bleem, B. Stalder, T. de Haan, K. A. Aird, S. W. Allen, D. E. Applegate, M. L. N. Ashby, M. Bautz, M. Bayliss, B. A. Benson, et al., Astrophys. J. Suppl. Ser. **216**, 27 (2015), 1409.0850.
 - [13] S. Bocquet, J. P. Dietrich, T. Schrabback, L. E. Bleem, M. Klein, S. W. Allen, D. E. Applegate, M. L. N. Ashby, M. Bautz, M. Bayliss, et al., Astrophys. J. **878**, 55 (2019), 1812.01679.
 - [14] Y. Omiya, K. Nakazawa, T. Tamura, H. Akamatsu, K. Matsushita, N. Okabe, K. Sato, Y. Fujita, L. Gu, A. Simionescu, et al., arXiv e-prints arXiv:2403.10150 (2024), 2403.10150.
 - [15] F. de Gasperin, L. Rudnick, A. Finoguenov, D. Wittor, H. Akamatsu, M. Brüggen, J. O. Chibueze, T. E. Clarke, W. Cotton, V. Cuciti, et al., Astron. & Astrophys. **659**, A146 (2022), 2111.06940.
 - [16] S. Manna and S. Desai, JCAP **2024**, 013 (2024), 2401.13240.
 - [17] J. Chang, G. Ambrosi, Q. An, R. Asfandiyarov, P. Azzarello, P. Bernardini, B. Bertucci, M. S. Cai, M. Caragiulo, D. Y. Chen, et al., Astroparticle Physics **95**, 6 (2017), 1706.08453.
 - [18] G. Ambrosi, Q. An, R. Asfandiyarov, P. Azzarello, P. Bernardini, M. S. Cai, M. Caragiulo, J. Chang, D. Y. Chen, H. F. Chen, et al., Astroparticle Physics **106**, 18 (2019), 1907.02173.
 - [19] J. Chang, Chinese Journal of Space Science **34**, 550 (2014).
 - [20] G. Ambrosi et al. (DAMPE), Nature **552**, 63 (2017), 1711.10981.
 - [21] P. Fusco, International Journal of Modern Physics A **35**, 2044024 (2020).
 - [22] K. K. Duan, W. Jiang, X. Li, Z. Q. Shen, Z. L. Xu, Dampe, F. Alemanno, Q. An, P. Azzarello, F. C. T. Barbato, et al., in *37th International Cosmic Ray Conference* (2022), p. 631.
 - [23] F. Alemanno, arXiv e-prints arXiv:2209.06014 (2022), 2209.06014.
 - [24] DAMPE Collaboration, F. Alemanno, Q. An, P. Azzarello, F. C. Tiziana Barbato, P. Bernardini, X.-J. Bi, M.-S. Cai, E. Casilli, E. Catanzani, et al., Science Bulletin **67**, 679 (2022), 2112.08860.
 - [25] T.-C. Liu, J.-G. Cheng, Y.-F. Liang, and E.-W. Liang, Science China Physics, Mechanics, and Astronomy **65**, 269512 (2022), 2203.08078.
 - [26] J.-G. Cheng, Y.-F. Liang, and E.-W. Liang, Phys. Rev. D **108**, 063015 (2023), 2308.16762.

- [27] Y.-Z. Fan, Z.-Q. Shen, Y.-F. Liang, X. Li, K.-K. Duan, Z.-Q. Xia, X.-Y. Huang, L. Feng, and Q. Yuan, arXiv e-prints arXiv:2407.11737 (2024), 2407.11737.
- [28] K.-K. Duan, W. Jiang, Y.-F. Liang, Z.-Q. Shen, Z.-L. Xu, Y.-Z. Fan, F. Gargano, S. Garrappa, D.-Y. Guo, S.-J. Lei, et al., *Research in Astronomy and Astrophysics* **19**, 132 (2019), 1904.13098.
- [29] V. Baghmanyan, D. Zargaryan, F. Aharonian, R. Yang, S. Casanova, and J. Mackey, *MNRAS* **516**, 562 (2022), 2110.00309.
- [30] V. Pasumarti and S. Desai, *The Open Journal of Astrophysics* **7**, 64 (2024), 2405.15213.
- [31] V. Pasumarti and S. Desai, *JCAP* **2022**, 002 (2022), 2210.12804.
- [32] Y. Z. Fan, J. Chang, J. H. Guo, Q. Yuan, Y. M. Hu, X. Li, C. Yue, G. S. Huang, S. B. Liu, C. Q. Feng, et al., *Acta Astronomica Sinica* **63**, 27 (2022).