

Confidential Computing on Heterogeneous Systems: Survey and Implications

QIFAN WANG, University of Birmingham, UK

DAVID OSWALD, University of Birmingham, UK

In recent years, the widespread informatization and rapid data explosion have increased the demand for high-performance heterogeneous systems that integrate multiple computing cores such as CPUs, Graphics Processing Units (GPUs), Application Specific Integrated Circuits (ASICs), Field Programmable Gate Arrays (FPGAs), and Neural Processing Units (NPU). The combination of CPU and GPU is particularly popular due to its versatility. However, these heterogeneous systems face significant security and privacy risks. Advances in privacy-preserving techniques, especially hardware-based Trusted Execution Environments (TEEs), offer effective protection for GPU applications. Nonetheless, the potential security risks involved in extending TEEs to GPUs in heterogeneous systems remain uncertain and need further investigation. To investigate these risks in depth, we study the existing popular GPU TEE designs and summarize and compare their key implications. Additionally, we review existing powerful attacks on GPUs and traditional TEEs deployed on CPUs, along with the efforts to mitigate these threats. We identify potential attack surfaces introduced by GPU TEEs and provide insights into key considerations for designing secure GPU TEEs. This survey is timely as new TEEs for heterogeneous systems, particularly GPUs, are being developed, highlighting the need to understand potential security threats and build both efficient and secure systems.

CCS Concepts: • **General and reference** → **Surveys and overviews**; • **Computer systems organization** → *Heterogeneous (hybrid) systems*; • **Security and privacy** → **Hardware attacks and countermeasures**; **Trusted computing**.

Additional Key Words and Phrases: Confidential computing, Trusted Execution Environment on GPU, hardware security, GPU attacks

1 INTRODUCTION

Heterogeneous computing systems have become a cornerstone of modern technology, driven by the need for enhanced energy efficiency and performance across a wide range of applications. From the immense computational power of supercomputers and high-performance clusters to the everyday use of smartphones and laptops, diverse computational architectures are now integrated to achieve the best balance between performance and power consumption [79, 111]. Heterogeneous computing refers to systems that leverage multiple types of computing cores, including CPUs, GPUs, ASICs, FPGAs, and NPUs. Although the concept of heterogeneous computing has been explored for over two decades, recent advancements in accelerators like GPUs, coupled with the explosive growth of Machine Learning (ML), have significantly transformed these systems. In particular, since the mid-2000s, research has demonstrated that GPUs can accelerate the training of Convolutional Neural Networks (CNNs) and other popular ML models by 10–30× compared to traditional CPUs [145, 152]. This acceleration makes heterogeneous computing systems using GPUs indispensable in today’s ML infrastructure, providing critical support for the rapid development and deployment of Artificial Intelligence (AI) technologies. While heterogeneous computing systems deliver exceptional performance and power efficiency, they also introduce new challenges. The complex architectures of these systems can create potential vulnerabilities and security risks, especially for the tasks they execute, such as ML applications. Ensuring the security and reliability of these systems is essential as they continue to evolve and expand their role in the computing landscape.

To ensure the security and confidentiality of heterogeneous computing systems, researchers have focused on adapting privacy-preserving techniques traditionally used on CPUs to accelerators like GPUs. These techniques include cryptographic methods such as Homomorphic Encryption (HE) [40, 110, 122] and Secure Multi-Party Computation

Authors’ addresses: Qifan Wang, University of Birmingham, Birmingham, UK, q.wang.3@bham.ac.uk; David Oswald, University of Birmingham, Birmingham, UK, d.f.oswald@bham.ac.uk.

(MPC) [70, 110, 122, 152, 172], as well as TEEs tailored for accelerators like GPUs [31, 65, 66, 71, 86, 106, 124, 162, 163, 180, 190]. TEEs offer certain advantages over cryptographic methods, particularly in performance and ease of deployment, providing a robust hardware-based security mechanism that is relatively straightforward to implement and manage. However, in contrast to cryptographic techniques, the security of TEEs relies on trust in the manufacturer and is difficult to analyse and prove rigorously.

Recent research has explored extending TEEs to accelerators like GPUs, both for x86 [65, 66, 86, 106, 124, 162, 180, 190] and Arm [31, 71, 163] architectures. Most of these approaches involve modifying existing CPU TEEs (especially process-based TEEs like Intel Software Guard Extensions (SGX) and Arm TrustZone (TrustZone)) to secure the GPU software stack, such as GPU drivers, and proposing strategies to ensure the isolation and confidentiality of GPU kernel executions. Apart from this, NVIDIA has introduced a pioneering commercial platform in its Hopper architecture [124], which supports confidential computing through features like memory encryption and isolated execution contexts. However, the security threats associated with extending TEEs across both CPUs and accelerators in heterogeneous computing systems remain uncertain and require further investigation.

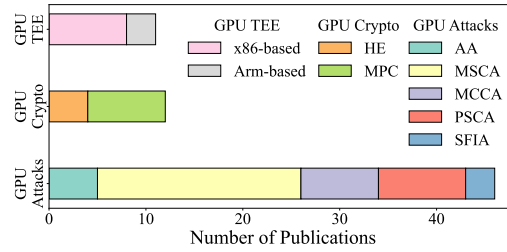


Fig. 1. Current state of security research on heterogeneous computing systems with GPU. *GPU Crypto* refers to papers that protect the privacy of GPU-based applications using cryptographic techniques such as HE and MPC. AA, MSCA, MCCA, PSCA, SFIA refer to architectural, microarchitectural side-channel/covert-channel, physical side-channel, and software-based fault injection attacks.

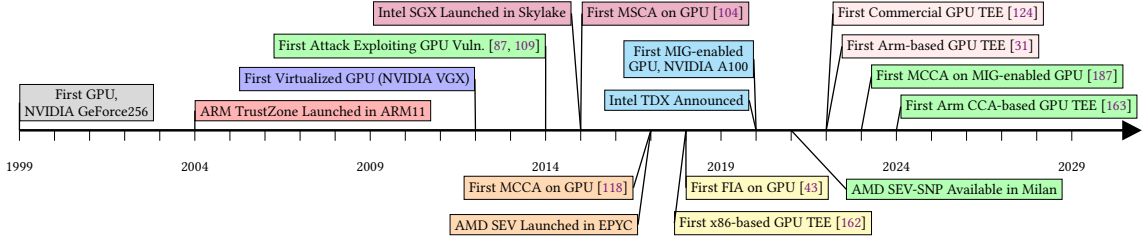


Fig. 2. Timeline of significant events in secure heterogeneous computing systems.

In this survey, we delve into the potential vulnerabilities in current TEE designs on accelerators, with a specific emphasis on GPUs (referred to as *GPU TEEs*). To this end, we begin by reviewing and classifying research efforts dedicated to creating GPU TEE prototypes. These solutions target various aspects: some aim to secure the GPU software stack, others focus on safeguarding the confidentiality of data processed on the GPU, and some provide robust isolation mechanisms. Consequently, each design presents different attack surfaces. To identify these potential attack surfaces, we categorize and analyze existing attacks on GPUs, including architectural/logical attacks, microarchitectural side-channel and covert-channel attacks, physical side-channel attacks, and fault injection. The unique architecture and

accessibility of GPUs within heterogeneous computing systems pose significant differences compared to traditional CPUs, which have historically been the primary targets of these attacks. Additionally, we also review existing attacks against CPU TEEs such as Intel SGX, Arm TrustZone, and AMD Secure Encrypted Virtualization (SEV), and investigate their implications for code and data running on GPU TEEs. Finally, by synthesizing these insights, we discuss the potential attack surfaces in GPU TEEs exposed by these powerful attack vectors.

As shown in Figure 1 and Figure 2, the evolution of GPUs has led to the development of increasingly high-performance architectures. Consequently, research has increasingly focused on investigating potential attack surfaces in GPUs by exploring new architectural vulnerabilities. Likewise, we expect the potential security threats of recently emerging GPU TEEs to receive growing attention. We believe that this survey provides critical insights into key considerations for designing GPU TEEs, the primary workflows of existing attacks targeting heterogeneous computing systems, and the potential attack surface introduced for both CPU TEEs and GPUs. This understanding can guide future research into developing defenses for secure high-performance computing on heterogeneous systems and enhance confidential computing on GPU TEEs by refining the Trusted Computing Base (TCB). Moreover, we believe our work can inspire the creation of more GPU TEE prototypes that are well-suited for various architectures and real-world applications.

2 BACKGROUND

In this section, we introduce the basics of GPUs, common attack types, and the most existing popular TEE designs.

2.1 General Purpose Graphics Processing Units

Table 1. Summary of existing popular GPUs

Accelerator	Year	Features	Virtualization	Memory Sharing			Memory Size		
				None	L1/L2 Cache	DRAM	L1	L2	DRAM
Intel	HD/Iris/UHD/Xe	2010-2020	Integrated graphics	GVT	✓	✓	Shared	Shared	Shared
NVIDIA	P100	2016	HBM2	vGPU/MPS	✓		64 KB	4MB	16 GB
	V100	2017	Optimized SM for ML	vGPU/MPS	✓		128 KB	6MB	16 GB
	A100	2020	3G Tensor Cores and NVLink	vGPU/MPS/MIG	✓		192 KB	40 MB	40 GB
	H100	2022	Confidential computing	vGPU/MPS/MIG	✓		256 KB	50 MB	80 GB
AMD	Radeon RX 580	2017	FreeSync, CrossFire	N/A	✓		16 KB	2 MB	4/8 GB
	Radeon RX 6900	2020	Infinity Cache, SAM	N/A	✓		80 KB	4 MB	16 GB
Arm	Mali-T624 GPU	2013	Unified Shader Architecture	N/A		✓	16 KB	256 KB	Shared
Qualcomm	Adreno GPU 800	2020	AI Acceleration	N/A		✓	32-64 KB	256 KB-1 MB	Shared

In **Virtualization**, vGPU, GVT, MPS, and MIG denote Virtual Graphics Processing Unit, Graphics Virtualization Technology, Multi-Process Service, and Multi-Instance GPU. **Memory Sharing** denotes whether a level of the memory hierarchy is shared between the CPU and the accelerator.

General Purpose GPUs (GPGPUs) are specialized accelerators designed to handle diverse compute-intensive workloads beyond traditional graphics rendering. With their robust parallel computing capabilities, these GPUs are ideal for applications such as data analysis, ML, cryptography, etc. Typically, a GPGPU consists of multiple processing units (i.e., CUDA cores in NVIDIA GPUs and shader cores and execution units in Arm GPUs) capable of executing thousands of threads simultaneously. Aside from GPUs, there are several prominent accelerators designed to boost performance for specific computational tasks. These include FPGAs, ASICs, and NPU. In this survey, our primary focus is on heterogeneous systems utilizing GPUs.

With the evolution of GPUs, vendors like Intel, NVIDIA, AMD, Arm, Qualcomm, and others have introduced GPUs with distinct architectural features and capabilities. Different architectural features, such as the memory hierarchy, may introduce different attack surfaces on GPUs. Existing widely used GPUs, detailed in Table 1, vary in their architectural

designs, particularly concerning their memory hierarchy, which can affect their vulnerability to certain types of attacks (e.g., microarchitectural attacks on integrated and discrete GPUs in Section 5). To provide a comprehensive overview of these GPUs, we consider the aspects in the following sections.

Integrated/Discrete GPU. Integrated GPUs, such as Intel HD/Iris/UHD/Xe Graphics, Arm, and Qualcomm GPUs listed in Table 1, are integrated on the same die or package as the CPU. These GPUs share the system’s memory with the CPU. Discrete GPUs are standalone and dedicated graphics processing units separate from the CPU. They have their dedicated memory, which is distinct from the system memory (e.g., NVIDIA and AMD GPUs listed in Table 1).

GPU virtualization. *Graphics Virtualization Technology (GVT)*, a.k.a. Intel GVT, enables a single physical GPU to be shared among multiple Virtual Machines (VMs) with dedicated GPU resources. *Multi-Process Service (MPS)* from NVIDIA manages multiple CUDA applications concurrently on a single GPU but lacks the address space isolation of true GPU virtualization, making it unsuitable for multi-tenant systems [187]. NVIDIA’s *Virtual Graphics Processing Unit (vGPU)*, unlike MPS, ensures separate GPU address spaces and execution contexts. *Multi-Instance GPU (MIG)*, introduced in NVIDIA’s A100 GPU architecture, partitions a single physical GPU into multiple instances. Each MIG instance operates as a separate GPU with dedicated resources, including compute cores, memory, and cache.

Open-source status of GPU source code. The availability of GPU source code, including drivers and low-level architectural details, varies depending on the vendor’s policies and the specific GPU architecture. For instance, vendors like AMD (e.g., AMD’s ROCm [60]) and Intel (Mesa 3D Graphics [64]) offer open-source GPU drivers for specific platforms. However, NVIDIA, ARM, and Qualcomm typically provide proprietary drivers, limiting developers’ access to design details. As a result, many research efforts on GPU attacks often rely on reverse engineering to acquire details like Translation Lookaside Buffer (TLB) levels, warp schedulers, and more (see Section 5).

2.2 Types of GPU Attacks

In recent decades, a range of attacks has emerged as significant threats to modern CPU-based computing systems. As the use of GPUs becomes more prevalent, there is growing interest in exploring potential security vulnerabilities that extend from the CPU to the GPU. In this survey, we detail various attack vectors, including architectural/logical attacks, microarchitectural side-channel and covert-channel attacks, physical side-channel attacks, and fault injection.

2.2.1 Architectural/Logical Attacks. These attacks encompass a class of attacks that exploit vulnerabilities or weaknesses in the underlying hardware architecture. These attacks aim to compromise system by targeting the physical or logical design of key hardware elements, including processing units (e.g., processors, hardware accelerators, and co-processors), the memory subsystem, and communication components responsible for interfacing with other system elements [45].

2.2.2 Microarchitectural Side-Channel and Covert-Channel Attacks. Microarchitectural side-channel attacks exploit unintended behaviours of a processor’s microarchitecture to extract sensitive information. They target components like cache behaviour, branch prediction, or speculative execution. Initially demonstrated on CPUs, these attacks exploit various optimization structures such as caches [49, 50, 102, 127] and branch predictors [37, 38]. Recently, a new category of microarchitectural attacks, known as transient-execution attacks [176], has emerged on CPUs. Examples include Meltdown [99], Spectre [81], and Microarchitectural Data Sampling (MDS) [132, 161], which rely on out-of-order and transient (speculative) execution in modern CPUs. Unlike physical side-channel attacks, microarchitectural attacks necessitate an understanding of the specific microarchitecture and its inherent vulnerabilities.

A microarchitectural covert-channel attack is a subtype of a side-channel attack. Covert channels involve two processes establishing an unauthorized communication pathway through an unintended channel to leak information,

making them relevant in cloud computing environments [116, 188]. Due to imperfections in isolation and shared resource usage, malicious processes can exploit such resources to establish a communication channel with the victim process. The covert channel typically involves a sender, known as the “trojan”, and a receiver, often referred to as the “spy”. Through covert channels, the trojan can transmit sensitive information or leak data to the spy [3].

2.2.3 Physical Side-Channel Attacks. These passive attacks exploit the physical characteristics of a computing device, such as power consumption, Electro-Magnetic (EM), or timing information, to gather insights into the device’s operations. Examples include attacks such as Differential Power Analysis (DPA), which exploits fluctuations in power consumption to extract cryptographic keys or other sensitive data. Unlike microarchitectural attacks, physical side-channel attacks do not always demand knowledge of the device’s internal architecture or vulnerabilities. Instead, they use the unintentional leakage of information through physical signals and behaviour.

2.2.4 Fault Injection Attack. Fault injection attacks involve actively introducing faults or errors into a system to alter its behavior or extract sensitive information. These attacks can be generally categorized into non-invasive, semi-invasive, and invasive [148]. Non-invasive attacks allow adversaries to use methods such as clock and voltage glitching, overheating, EM faults, software faults, and remote hardware faults, with either physical or non-physical access. Semi-invasive attacks require the (partial) decapsulation of the target chip for techniques like laser and optical fault injection, while invasive attacks involve more direct methods, such as micro-probing and IC modification, both of which necessitate deep physical access. In this work, we primarily focus on non-invasive fault injection attacks.

2.3 TEE

Most existing GPU TEEs rely on a CPU TEE to protect the GPU drivers on the CPU host, which can be compromised by the adversary. This section introduces CPU TEEs, including process-based TEEs such as Intel SGX and Arm TrustZone, which provide isolation at the process level, and virtualization-based TEEs like AMD SEV, Arm Confidential Compute Architecture (CCA), and Intel Trust Domain Extensions (TDX), which offer isolation at the VM level.

2.3.1 Intel SGX Overview. SGX offers a secure and isolated environment, termed *enclave*, for sensitive workloads without the need to rely on the security of the untrusted host Operating System (OS). SGX ensures the authenticity of executed code, maintains the integrity of runtime states (e.g., CPU registers, memory, and sensitive I/O), and preserves the confidentiality of enclave code, data, and runtime states stored in persistent memory through a sealing process [28]. **Threat model of Intel SGX.** An attacker is assumed to control the entire software stack of the underlying computing platform, including the hypervisor, BIOS, and OS. Specifically, within this context, the attacker can (1) execute arbitrary instructions at privileged levels; (2) launch, pause, and destroy enclave instances as desired; (3) control the software stack within the non-enclave environment, including tasks such as memory mapping, I/O device, and CPU scheduling [91]. **TCB of Intel SGX.** The TCB of SGX refers to all of a system’s hardware, firmware, and software components considered trusted and involved in providing a secure environment. A vulnerability in any TCB component would jeopardize the security of SGX. TCB size serves as a common metric to assess the security of a TEE design, where a smaller TCB size typically indicates fewer lines of code or hardware elements, implying a reduced vulnerability risk. However, comparing the security of two TEE designs based solely on TCB size is difficult and unreasonable [91]. Ongoing research efforts are focused on building smaller TEE OS with memory-safe programming languages (e.g., Rust-SGX [164]).

2.3.2 Arm TrustZone Overview. TrustZone has been integrated into Arm processors (Cortex-A) since 2004 [7], primarily employed in mobile devices. Unlike Intel SGX, TrustZone is not inherently tailored for cloud platforms and lacks support

for remote attestation, which would enable remote parties to verify the initial states of the TEE instances [91]. TrustZone operates around the notion of protection domains referred to as the Secure World (SW) and the Normal World (NW). It also extends the concept of "privilege rings" by introducing Exception Levels (ELs) in the ARMv8 Instruction Set Architecture (ISA). The "Secure Monitor" operates in the highest privilege level EL3, overseeing both the SW and NW. The untrusted OS runs within the NW, referred to as the Rich Execution Environment (REE). Within the SW, the trusted OS kernel operates in EL1, while the secure userspace operates in EL0. The separation between SW and NW ensures that specific RAM regions and bus peripherals are designated as secure, limiting access solely to the SW.

Threat model of Arm TrustZone. Currently, there is a lack of a formal threat model for TrustZone. Commonly assumed attacker capabilities are as follows: The attacker (1) has full access to the REE of the device, encompassing the OS. This could be an authenticated (root) user, malicious third-party software installed on the device, or a compromised OS; (2) exploits unauthorized access to resources within the SW and extract sensitive information [129].

TCB of Arm TrustZone. Within the SW, the trusted OS operates in EL1 and provides runtime support to sustain the lifecycle of Trusted Applications (TAs), ensuring their secure execution in user mode (EL0). The core of the trusted OS is the trusted kernel, which furnishes key OS primitives for the scheduling and management of TAs. The secure monitor implements mechanisms for secure context switching between worlds and operates with the highest privilege in EL3. Meanwhile, the TEE bootloader initiates the TEE system into a secure state [19]. In a nutshell, the trusted OS, secure monitor, and TEE bootloader constitute the TCB of a TrustZone-assisted TEE.

2.3.3 Virtualization-based TEEs. Process-based TEEs such as Intel SGX require partitioning an application into a trusted part, the enclave, and an untrusted part, which can complicate development efforts as developers must adhere to this security model and segment their applications accordingly. In response, vendors now iterated on their previous trusted computing CPU extensions to facilitate virtualization-based confidential computing across various server platforms, eliminating the need for extensive modifications to application code. Here, we outline three such virtualization-based confidential computing solutions: Intel TDX [63], AMD SEV [6] and Arm CCA [8].

AMD SEV. AMD introduced SEV with the Zen architecture to enable confidential computing in cloud environments. Recent AMD SEV-Secure Nested Paging (SNP) [142] extends the capabilities of AMD SEV by introducing features such as secure nested paging to enhance the integrity of encrypted memory.

Arm CCA. Arm CCA is an advanced isolation technology introduced in Armv9. It preserves TrustZone's NW and SW while introducing a new *realm* world designed for running multiple confidential "realms". These realms, though isolated from other worlds, are managed by untrusted software components (e.g., hypervisor). A lightweight Realm Management Monitor (RMM) [9], operating within the hypervisor layer of the realm world, ensures memory isolation between realms. CCA incorporates a *root* world to accommodate the highest privilege monitor code stored in firmware [163].

Intel TDX. Intel TDX leverages Intel's Multi-Key Total Memory Encryption (MKTME) [62] and a CPU-attested software module to facilitate the isolated execution of secure VMs. The TDX module, digitally signed and executed in a novel processor mode called SEAM, functions as a separation kernel. It provides an interface to the hypervisor for scheduling, creating, and managing secure VMs, which are called *trusted domains*. For an in-depth comparison of AMD SEV, Arm CCA, and Intel TDX, we refer to the survey in [52].

3 OVERVIEW AND TAXONOMY

Confidential computing on GPUs is an emerging field that ensures sensitive data processed on GPUs remains protected from unauthorized access and tampering even for attackers with privileged access. Other privacy-preserving techniques,

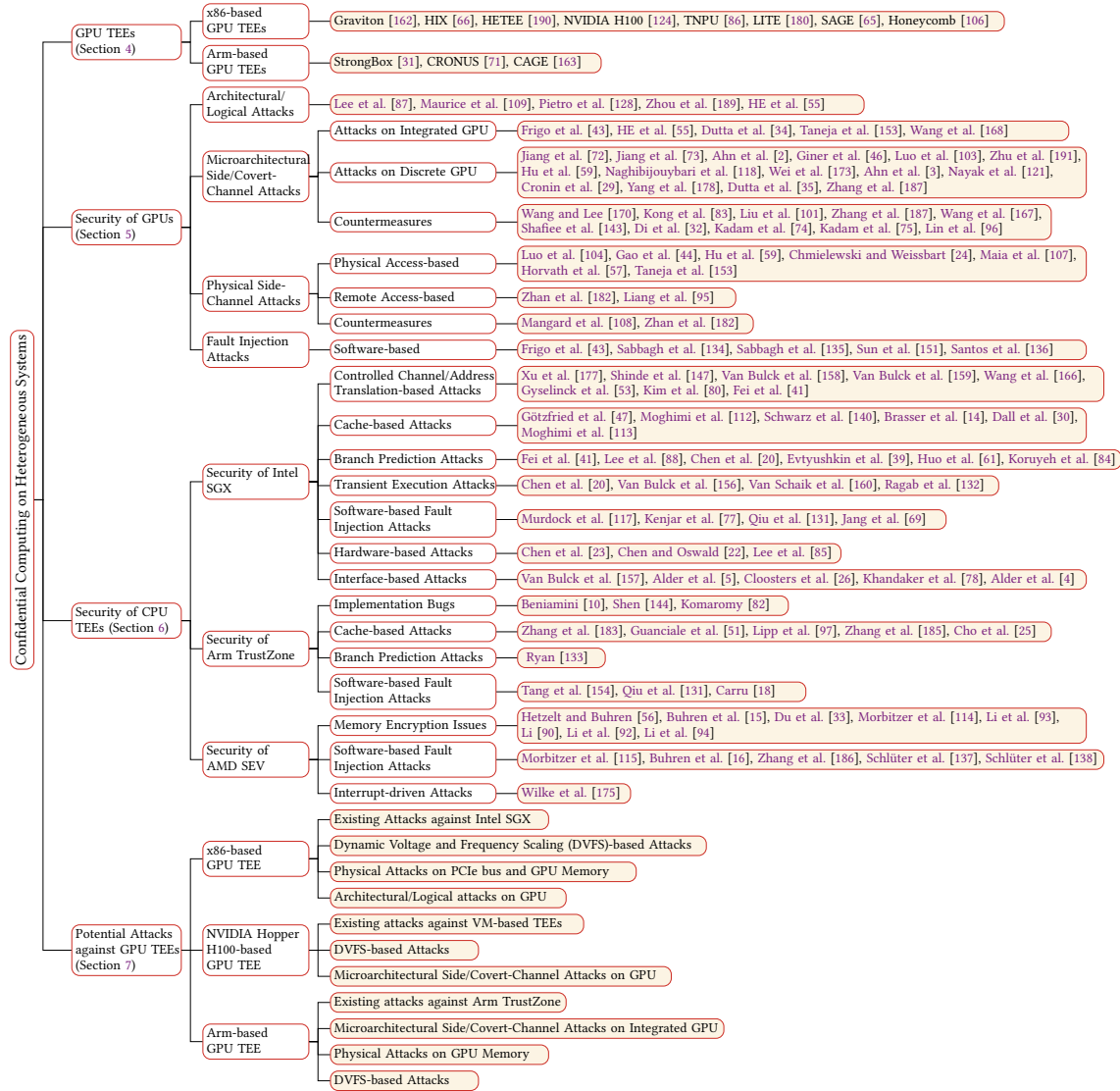


Fig. 3. Taxonomy of confidential computing on heterogeneous systems

such as secure multi-party computation, homomorphic encryption, and TEEs, offer different security guarantees. However, in this work, our primary focus is on the extension of TEEs to GPUs (i.e., GPU TEEs). Moving from homogeneous to such heterogeneous systems inevitably creates new threats and security vulnerabilities. It is crucial to understand these new attack vectors to inform the design of systems that can effectively mitigate them. In comparison to existing CPU TEEs, GPU TEEs present unique opportunities for attackers from several perspectives:

GPU software stack on CPU: GPU drivers handle critical aspects such as resource allocation, task scheduling, and dynamic power management. Specifically, in resource allocation, GPU drivers manage and allocate resources, including

memory, processing units, and other hardware components. For task scheduling, they efficiently schedule and manage tasks to ensure optimal performance, balancing workloads across GPU cores. In dynamic power management, drivers adjust parameters such as voltage based on workload, optimizing performance and efficiency to extend battery life in mobile devices and reduce energy costs in data centers. In current GPU TEEs, the protection of GPU drivers, particularly their positioning in the CPU host, may introduce new attack surface. Furthermore, some state-of-the-art attacks against CPU TEEs may also affect GPU drivers.

Hardware components on GPU: GPU TEEs are still in the early stages of development. Most designs are experimental research and often lack extensive hardware modifications, resulting in insufficient hardware protection for components such as GPU memory, the Peripheral Component Interconnect Express (PCIe) bus, and power management components. Even products designed by GPU manufacturers (e.g., NVIDIA H100 GPU) might lack protection for certain hardware components, such as power management components. Thus, existing attacks against these components may also translate to weaknesses in GPU TEEs.

Architectural complexity: Although the security of GPUs is just starting to be explored, several vulnerabilities and attacks have already been documented. Due to the architectural complexity of GPUs, such as memory sharing among different concurrent kernels and the variety of GPU types (e.g., integrated and discrete), some existing GPU TEEs may not provide adequate protection. Additionally, many designs overlook cache-level access protection, making them susceptible to cache-based attacks on GPUs.

In Figure 3, we summarise our taxonomy underlying this survey based on relevant related work. In the remainder of this paper, we first review and discuss existing GPU TEEs in Section 4, covering their threat models, hardware modifications, TCB size, and performance overhead. In Section 5, we give an overview of existing attacks targeting GPUs based on the attack types listed in Section 2. We also review state-of-the-art attacks against existing CPU TEEs, such as Intel SGX, Arm TrustZone, and AMD SEV in Section 6. Finally, based on these GPU TEE designs and the summarized attacks, we discuss potential attacks against existing (and future) GPU TEEs in Section 7.

4 CONFIDENTIAL COMPUTING ON GPUS

We summarize the state-of-the-art GPU TEE designs based on Intel, AMD, and ARM in Table 2. Next, we first review all existing schemes and then discuss them based on aspects such as threat models, hardware modifications, TCB size and performance overhead resulting from implementing trusted execution on accelerators.

4.1 Trusted Execution Environments on GPUs

Traditional CPUs and cloud systems have slowly adopted hardware-based TEEs to securely isolate computations from a malicious OS or certain hardware attacks, such as snooping on the memory bus. However, GPUs and their cloud deployments have largely yet to incorporate such support for hardware-based trusted computing. With large amounts of sensitive data being offloaded to GPUs for acceleration in cloud environments, especially for sensitive ML workloads, there is an urgent need to address the trusted computing requirements for ubiquitous GPUs. Researchers and commercial vendors have recently proposed various designs to support confidential computing on GPUs.

x86-based GPU TEEs. Graviton [162] initiated the work of trusted execution on hardware accelerators like GPUs. Graviton directly establishes a TEE within the GPU, necessitating hardware modifications but avoiding the need for CPU-side TEE like SGX. Graviton establishes a secure channel between the untrusted host and GPU, monitoring command submission and data transfer by directing all resource allocation requests through the GPU’s command processor instead of GPU driver. Nevertheless, for data protection, Graviton assumes the GPU’s on-package memory

Table 2. Summary of proposed heterogeneous TEE for accelerators

Scheme	ISA	Accelerator	Memory	GPU Driver Location	Methods	HW Changes	Key Components of GPU TEE				
							Attestation	Secure RM	Secure I/O	Integrity	GPU ME
Graviton [162]	Intel x86	NVIDIA GPU	Dedicated	Untrusted OS	Modify GPU command processor	●	✓	✓	✓	✓	×
HIX [66]	Intel x86	NVIDIA GPU	Dedicated	Part inside CPU enclave	SGX Enclave	●	✓	✓	✓	✓	×
HETEE [190]	Intel x86	NVIDIA GPU	Dedicated	Inside CPU enclave	Dynamic allocation of accelerators within CPU enclave and extra FPGA	●	✓	✓	✓	✓	×
NVIDIA H100 [124]	Intel x86	NVIDIA GPU	Dedicated	Inside confidential VM	Hardware-level protection	●	✓	✓	✓	✓	✓
TNPU [86]	Intel x86	NPU	Unified	Inside CPU enclave	SGX Enclave	●	✓	✓	✓	✓	✓
LITE [180]	Intel/AMD x86	NVIDIA GPU	Dedicated	N/A	Software-based unified encryption domain	●	×	×	✓	✓	✓
StrongBox [31]	Arm	Arm Mali GPU	Unified	Inside normal world	TrustZone	○	✓	✓	✓	✓	×
CRONUS [71]	Arm	General accelerators	Dedicated	Inside secure world	TrustZone virtualization	●	✓	✓	✓	✓	×
SAGE [65]	Intel x86	NVIDIA GPU	Dedicated	N/A	Software-based verification function	○	×	×	✓	✓	×
Honeycomb [106]	AMD x86	AMD GPU	Dedicated	Inside confidential VM	AMD SEV-SNP	○	✓	✓	✓	✓	×
CAGE [163]	Arm	Arm Mali GPU	Unified	Inside normal world	RME, GPC	○	×	✓	✓	✓	×

Memory indicates whether the accelerators share the memory with the CPU or not. **HW Modification** explains if need modification on hardware (● = yes, ○ = no). **Secure RM** and **GPU ME** are *Secure Resource Management* and *GPU Memory Encryption*. † indicates that scheme needs additional support (e.g., hardware security features provided in NVIDIA H100 GPU or next-generation Arm devices), as they are not currently considering them.

can be trusted. The assumption is that even with physical access, it is extremely difficult for an attacker to breach the integrity of the GPU package and snoop on the silicon interconnect between GPU and stacked memory.

HIX [66] removes the key functionalities for controlling the GPU from the OS-resident driver and places those within a trusted *GPU enclave*, extending an SGX enclave and incorporating new SGX-style instructions like ECREATE and EADD. Furthermore, HIX establishes a secure hardware I/O path, preventing the OS from altering the virtual-to-physical address mapping for the GPU Memory-Mapped I/O (MMIO) region and from deducing commands and data transmitted via MMIO and Direct Memory Access (DMA). Like Graviton, HIX lacks a trusted GPU memory region, leaving data in GPU memory accessible in plaintext.

To eliminate the need for modifications to CPU or GPU chips, HETEE [190] introduces a data-center level GPU TEE designed to support extensive confidential computing, without any chip-level change. It facilitates dynamic allocation of computing resources for both secure and non-sensitive computing tasks across all servers within a rack. They incorporate a small TCB, such as a single security controller with customized code supporting task isolation, reducing design complexity and minimizing the attack surface associated with resource sharing with the untrusted OS.

Similar to HIX, Honeycomb [106] ensures secure communication between the user and the GPU by using a CPU-side TEE (e.g., AMD SEV-SNP) to transfer sensitive data to the GPU and manage access to GPU MMIO. Unlike previous designs, Honeycomb employs static analysis to confirm that mutually distrusting GPU applications are contained within their enclaves. This approach enables more efficient implementations by moving runtime checks to load time. Moreover, Honeycomb reduces the TCB by excluding both the user-space and kernel-space GPU drivers from it, instead using two security monitors to intercept and control all traffic between applications and the GPU. Honeycomb makes the same assumption as Graviton in trusting the GPU’s device memory based on the fact that modern GPUs typically integrate device memory using 2.5D/3D silicon interposers within the same package.

SAGE [65] offers a software-based alternative for trusted GPU execution. It employs an SGX enclave running on the host as a local verifier and uses this enclave to bootstrap a software primitive that establishes a dynamic root of trust on the GPU. It ensures that the user kernel on the untrusted device remains unmodified, is invoked for execution on the untrusted GPU, and runs without tampering. It complements existing hardware-based GPU TEEs.

Given that previous designs ignore memory security (i.e., they do not encrypt GPU memory), LITE [180] introduces a co-designed GPU TEE with CPU to establish a unified encryption domain, where data is stored in ciphertext form in GPU caches and memory. Specifically, LITE ensures that data enters the GPU chip encrypted. The software then

decrypts the data using the Arithmetic Logic Unit (ALU), operating on the data in registers. Additionally, data may be temporarily stored in plaintext in the on-chip shared memory.

TNPU [86] proposes tree-less off-chip memory protection for Deep Neural Networks (DNNs) accelerators. The core idea is to group contiguous memory blocks into tiles and provide freshness guarantees at the tile level. TNPU employs a dedicated software module running on the host CPU to manage version numbers, which are stored in a “Tensor Table” within the host CPU’s secure memory. The tensor table is protected by an integrity tree.

NVIDIA’s H100 Tensor Core GPU [124], based on the Hopper architecture, introduces advanced features for confidential computing. To enable confidential computing with the H100, it requires specific CPU TEEs, such as Intel TDX, AMD SEV-SNP, and Arm CCA. In addition to ensuring the confidentiality and integrity of data and code, H100 can defend against basic physical attacks targeting the PCIe bus and Double Data Rate RAM (DDR). H100 supports three different operation modes, namely *CC-Off*, *CC-On*, and *CC-DevTools*. In *CC-On* mode, the H100, along with the drivers on the CPU, fully activates all available confidential computing features. Some hardware resources, such as performance counters, are disabled in *CC-On* mode to prevent potential side-channel attacks, as performance counters could be used to infer the behavior of device usage [120]. However, details about specific hardware changes, such as memory encryption in the H100, remain unclear at present.

Arm-based GPU TEEs. Previous designs for Intel/AMD-based platforms cannot be readily extended to Arm GPUs due to numerous architectural differences. StrongBox [31] thus introduces the first GPU TEE for secure general computation on Arm endpoints without necessitating hardware modifications or architectural changes. It deploys the StrongBox runtime within the secure monitor to ensure that the GPU executes in isolation. Through a combination of Stage-2 translation and the TrustZone Address Space Controller (TZASC), StrongBox specifies six distinct access permission types to effectively manage secure access from DMA, GPU, and other peripherals.

CRONUS [71] introduces a design that supports various heterogeneous accelerators, enables spatial sharing within a single accelerator, and ensures robust isolation across multiple accelerators. Leveraging Arm secure virtualization technology, CRONUS partitions heterogeneous computation into isolated TEE enclaves. Each enclave encapsulates a specific type of computation like GPU computation and allows multiple enclaves to spatially share a single accelerator.

To support confidential GPU computing on next-generation Arm devices, CAGE [163] presents a new scheme for Arm CCA’s realm-style architecture. It offloads resource-intensive but data-independent tasks to NW, while protecting sensitive data within realms through a shadow task mechanism. By configuring Granule Protection Check (GPC), CAGE restricts access from untrusted components. Additionally, it isolates realms in GPU computing by providing each realm with a distinct GPU memory view in the GPU GPC. CAGE retains high hardware compatibility, as it requires no additional hardware or modifications to existing CPU and GPU configurations.

4.2 Discussion

In this section, we discuss several key metrics in designing an effective and secure GPU TEEs.

Threat models. Essentially all GPU TEE designs adopt a threat model similar to that of CPU TEEs, aiming to create secure execution environments for GPUs. Specifically, they consider an adversary capable of controlling the entire software stack, including device drivers, the guest OS, and the hypervisor. Additionally, the adversary is assumed to have limited physical access to the hardware, allowing for passive physical attacks, such as snooping on PCIe traffic. This means that such an adversary could potentially leak or tamper with sensitive data and execution results of GPU applications. They could also access or tamper with user data in DMA buffers or with commands submitted by the victim application to the GPU.

Regarding GPU memory protection, many designs assume that the adversary cannot access secrets in the GPU memory or explicitly state that physical attacks targeting memory are out of their scope. For instance, Graviton [162] and Honeycomb [106] trust the device memory of the GPU, as modern GPUs typically integrate device memory using 2.5D/3D silicon interposers within the same package. These designs mainly focus on preventing adversaries from accessing sensitive data stored in GPU memory with finer-grained access control. To fill this gap, LITE [180] designs a software-based unified encryption domain to protect sensitive data stored in GPU memory, including L1/L2 cache and device memory. Additionally, NVIDIA H100 [124] and TNPU [86] support hardware-based memory encryption, while CAGE [163] requires hardware-assisted memory encryption support built into future CCA devices.

Hardware changes. Earlier works like Graviton [162] and HIX [66] require non-trivial modifications to peripheral components, such as the GPU’s command processor, the introduction of new SGX instructions, specific Memory Management Unit (MMU) page table walkers, and other hardware changes. The extent to which a GPU TEE design modifies hardware components determines its practical compatibility, i.e., its suitability for various GPUs. Many designs necessitate hardware changes that have long lead times before they can be deployed in production environments. Consequently, works like LITE [180], SAGE [65], and Honeycomb [106], seek purely software-based approaches for trusted GPU execution. CAGE [163] primarily leverages generic hardware features in Arm CCA and GPUs without requiring additional hardware changes or customization of existing CPUs and GPUs.

TCB size. One of the key challenges in GPU TEE design is reducing the TCB size as much as possible. A large software stack increases the TCB, which can introduce more vulnerabilities and hence threaten security. An effective and efficient way to reduce the TCB is to place most of the GPU software stack in the untrusted OS, while keeping only the key functions for controlling the GPU in a trusted area of the CPU, such as an SGX enclave. For example, CAGE [163] achieves a ‘thin’ TCB for realms by using its shadow task mechanism instead of loading the heavyweight GPU software into the TEE. It introduces 2–26K lines of code for a CPU-side isolation and 1,301 lines of code for monitor, resulting in the lowest TCB size among current Arm-based GPU TEEs.

Performance overhead. The ultimate goal of designing a GPU TEE is to ensure strong isolation of GPU execution while minimizing the performance overhead associated with providing security guarantees. Comparing the performance overhead of different schemes is challenging due to the costly re-implementation efforts required, as each scheme targets different platforms and is implemented under varying conditions. For example, in HIX, the software components are implemented on top of an emulated system (like KVM and QEMU), which supports hardware modifications. Several factors, such as the number of cryptographic operations, the frequency of switching between secure and normal worlds, and the integrity checks, play significant roles in optimizing performance compared to insecure baselines on GPUs. For example, CAGE [163] outperforms StrongBox [31] by 1.96%–13.16% on six Rodinia benchmarks. This performance gain is attributed to CAGE’s ability to securely transfer plaintext data to buffers and store the results without introducing additional cryptographic operations. It is reasonable to speculate that the NVIDIA H100 GPU introduces a smaller performance burden due to its hardware-based encryption support. It would be insightful to conduct a comprehensive performance comparison across different platforms once the entire workflow for confidential computing on the NVIDIA H100 GPU is fully available in the future.

5 SECURITY OF GPUS

Due to their widespread adoption as accelerators, GPUs have come under scrutiny from both offensive and defensive perspectives in recent years. Researchers have explored GPU vulnerabilities at hardware architecture and software levels, showcasing practical attacks and suggesting mitigations. We believe that summarizing and analyzing attacks

on GPUs will facilitate the exploration of potential attacks on GPU TEEs. While [Naghibijouybari et al. \[119\]](#) offer a comprehensive survey categorizing GPU security vulnerabilities and potential countermeasures, their analysis does not cover significant advancements that have appeared since the latter half of 2022. Moreover, their emphasis primarily is on microarchitectural attacks across diverse accelerators without considering attacks that leverage physical access or measurements. Nonetheless, the consideration of physical channels is essential for potential attacks on GPU TEE. In this section, we review existing GPU attacks, including microarchitectural side-channel/covert-channel attacks, physical side-channel attacks, and fault injection attacks. Table 3 provides a summary of attacks, target GPUs, threat model, attack goals and methods.

Table 3. Comparison of different attacks on heterogeneous systems (oldest results first)

Work&Year	Accelerator	Attack	Threat Model		Physical	Attack Scenarios & Goals	Method	Main results
			Model	Permissions				
Lee et al.'14 [87]	NVIDIA/AMD GPU	AA/LA	sGPU	User-level permissions	×	Infer which web pages a victim user has visited	Exploit that GPUs do not initialize newly allocated memory pages	95.4% accuracy
Maurice et al.'14 [109]	NVIDIA GPU	AA/LA	sGPU	Require root privileges based on accessing GPU memory via GPU runtime or PCI configuration	×	Recover data of victim's previously execution on GPU in virtualized environment	Exploit the vulnerability of memory clearing on GPU	Access data stored in GPU global memory after soft reboot
Luo et al.'15 [104]	NVIDIA GPU	SCA	sGPU	Unprivileged attacker has physical access to the victim GPU	✓	Recover all of the last round AES key byte	Apply correlation power analysis to analyze the power consumption of the GPU	Recover the key with 160,000 power traces
Pietro et al.'16 [128]	NVIDIA GPU	AA/LA	sGPU	User-level permissions	×	Read information stored in memory and infer the AES keys	Leverage the lack of adequate data allocation and data cleaning	70%, 28% leakages
Zhou et al.'16 [189]	NVIDIA/AMD GPU	AA/LA	sGPU	User-level permissions	×	Recover users' profile images and email contents	Reconstruct images from identified image-like tiles in GPU memory	79.3% successful recovery
Jiang et al.'16 [72]	NVIDIA GPU	SCA	sGPU	Send plaintext to victim GPU for encryption with user-level permission	×	Recover the 16-byte last-round key of the AES	Leverage the relation between encryption kernel's runtime and the key	30 min with 1M timing samples
Jiang et al.'17 [73]	NVIDIA GPU	SCA	sGPU	Send plaintext to victim GPU for encryption with user-level permission	×	Recover the 16-byte last-round key of the AES	Exploit timing variability due to shared memory bank conflicts.	Use 10M timing samples
Naghibijouybari et al.'17 [118]	NVIDIA GPU	CovA	sGPU	Trojan and spy co-exist on a GPU, both with user-level permission	×	Infer transmitted data	Reverse engineer warp schedulers; learn contention on caches and memory	4 MB/s (error-free)
Frigo et al.'18 [43]	Intel HD, Qualcomm Adreno	SCA, FIA	iGPU	Access iGPU through a malicious application or when victim visits malicious JavaScript website	×	Escape the Firefox sandbox on Android platforms and break ASLR	Detect contiguous memory allocation via SCA and then trigger Rowhammer bit flips	Hijack the browser and break ASLR in 116 s and 27 s
Gao et al.'18 [44]	NVIDIA GPU	SCA	sGPU	Unprivileged attacker has physical access to the victim GPU	✓	Recover AES private key	Sample MMIO traces via trigger; exploit parallel MMIO leakages	Recover the key with 11k MMIO traces
Naghibijouybari et al.'18 [120]	NVIDIA GPU	SCA	sGPU	Spy co-locates with the victim program with user-level permission	×	Infer victim's accessed website data and the number of neurons	Learn contention via memory allocation, performance counter, and timing	90%, 94.8%, 88.6% accuracy
Luo et al.'19 [103]	NVIDIA GPU	SCA	sGPU	User-level permissions; available to timing information	×	Recover RSA private key	Capture the parallel characteristics of an RSA on GPU via timing model	Recover 512/2048-bit key in 15 min/8 h
Sabbagh et al.'20 [134]	AMD GPU	FIA	sGPU	DVFS interfaces access	×	Recover AES key	Exploit DVFS to introduce random faults during kernel execution	Recover key in 15 min
Wei et al.'20 [173]	NVIDIA GPU	SCA	sGPU	Spy co-locates with the victim program with user-level permission	×	Recover the layer composition and hyper-parameters of DNN	Leverage context-switching penalties when switching different kernels	76.9%-100% accuracy
Hu et al.'20 [59]	NVIDIA GPU	SCA	sGPU	Physically access the victim GPU with user-level permissions	✓	Obtain the complete model architecture information	Learn the inter-layer temporal association information from kernel execution	75.9% accuracy
HE et al.'20 [55]	Intel HD 530	AA/LA, CovA	iGPU	Unprivileged adversary and the victim co-locate on the same GPU, but are isolated	×	(1) Recover AES key; (2) monitor the browser activity; (3) conduct a covert channel to exchange data	Exploit context management with uncleared registers and shared memory during context switches	Recover AES-128/192 in 0.15 s/2 min; 90.7% accuracy; 1.3-8 Gbps
Santos et al.'21 [136]	NVIDIA GPU	FIA	sGPU	Inject faults into pipeline registers, ALU, and memory	×	Improve the probability of incorrect output by injecting faults	Combine register transfer level FIA with software FIA	Underestimate the error rate by up to 48%
Ahn et al.'21 [3]	NVIDIA GPU	CovA	sGPU	Trojan and spy co-exist on a GPU, both with user-level permissions	×	Infer transmitted data	Exploit interconnect channel contention	24 MB/s
Cronin et al.'21 [29]	Apple GPU	SCA	sGPU	Exploit JavaScript website and trick user into installing a malicious app	×	Track the user's web activity	Exploit the shared cache between the CPU-cores and peripherals	90%, 95% accuracy
Zhu et al.'21 [191]	NVIDIA GPU	Snooping	sGPU	Install a PCIe bus snooping device to monitor and log the PCIe traffic	×	Recover the DNN model (semantically identical architecture)	Reverse engineer GPU command headers; collect PCIe packets via snooping	Similar accuracy as original ones
Ahn et al.'21 [2]	NVIDIA GPU	SCA	sGPU	Send plaintext to victim GPU for encryption with user-level permission	×	Recover the 16-byte last-round key of the AES	Recover early/late key bytes via timing correlation and cache-collision	Use 100k timing samples
Dutta et al.'21 [34]	Intel HD Graphics	CovA	iGPU	Spy and trojan run on CPU and GPU with user-level permissions	×	Infer transmitted data and track user's cache activity	CovA1: prime-probe attack on LLC; CovA2: observe delays on the ring bus	CovA1: 120 KB/s, CovA2: 400 KB/s
Nayak et al.'21 [121]	NVIDIA GPU	CovA	sGPU	User-level permissions	×	Infer the accessed data from Virginian database	Leverage the shared last-level TLB (reverse engineering) and prime-probe	81 KB/s (MPSE-enabled)
Yang et al.'22 [178]	Qualcomm Adreno	SCA	sGPU	Install and launch an eavesdropping application on the victim device	×	Eavesdrop the user's input credentials (login usernames and passwords) through onscreen keyboard	Read raw values from the GPU device file and identify GPU events from key presses via ML models	Correctly infer more than 80% of user's credential inputs

Zhan et al.'22 [182]	NVIDIA/AMD GPU	SCA	sGPU	Unprivileged attacker eavesdrops on a victim	✓	Website fingerprinting and key-stroke timing inference	Exploit EM caused by DVFS	95.6% accuracy and 90% keystrokes
Liang et al.'22 [95]	NVIDIA GPU	SCA	sGPU	Attacker and victim GPUs may be separated by meters	✓	Infer the number of layers/kernels, sizes of layers and strides	Exploit far-field EM signals emanated from a GPU	Recover VGG's and ResNet's parameters
Maia et al.'22 [107]	NVIDIA GPU	SCA	sGPU	Unprivileged attacker with physical proximity	✓	Infer neural network architectures and layer parameters	Exploit the magnetic flux emanating from a GPU's power cable	Up to 96.8% accuracy
Horvath et al.'23 [57]	NVIDIA GPU	SCA	sGPU	User-level permission with physical access and know the CNN architecture	✓	Recover the weights and biases of CNN	Correlation electromagnetic analysis	N/A
Dutta et al.'23 [35]	NVIDIA GPU	SCA, CovA	mGPU	Spy and victim connect via NVLink with user-level permissions	×	CovA: infer message; SCA: infer the number of neurons of NN	Mount Prime+Probe attack on the L2 cache of victim GPU	CovA: 4 MB/s; SCA: 99.91% accuracy
Zhang et al.'23 [187]	NVIDIA GPU	CovA	mGPU	Unprivileged spy and trojan on an MIG-enabled GPU	×	Infer transmitted data and classify the running ML frameworks	Mount Prime+Probe attack on the shared L3-TLB	31.47 KB/s
Taneja et al.'23 [153]	Various GPUs	SCA	iGPU, sGPU	Read frequency, power, and temperature from internal sensors (may require privileged access)	✓	(1) Observe CPU/GPU behaviour; (2) recover images and user's browsing history; (3) fingerprint websites	(1) Use data from internal sensors; (2) observe throttling via timing; (3) leverage frequency and power bursts on iGPUs	Pixel stealing with accuracy of 60%–90%
Wang et al.'24 [168]	Various GPUs	SCA	iGPU, sGPU	Observe coarse-grained pattern redundancy using timer	×	Perform cross-origin pixel stealing attacks in the browser	Infer data-dependent DRAM traffic and cache usage via compression channel	Pixel stealing with accuracy 68.6%–99.6%
Giner et al.'24 [46]	NVIDIA/AMD GPU	SCA, CovA	sGPU	SCA: Victim passively visits attacker's webpage; CovA: Spy accesses the website visited by victim	×	SCA: Detect typed characters and recover the victim's AES key; CovA: Infer transmitted data	Exploit cache contention on the L2 cache via Prime+Probe attack, parallelize eviction set construction	SCA: 98% accuracy, recover key in 6 min; CovA: 10.9 KB/s

CNN/DNN denotes Convolutional and Deep Neural Network. In **Attacks**, **SCA**, **CovA**, and **FIA** denote Side-Channel Analysis, Covert-Channel, and Fault Injection Attacks, respectively. **AA/LA** represents an attack that exploits an architectural or logical vulnerability on GPU. **Physical** denotes whether this attack leverages physical properties (e.g., power consumption, EM, acoustics, etc.). In **Model**, **sGPU**, **mGPU**, and **iGPU** denote the attack is deployed on a single GPU, multiple GPUs or integrated GPU, respectively. Note that multiple GPUs represent multiple discrete GPU cards or multiple GPU instances (e.g., NVIDIA's MIG feature). In **Main results**, we report the central outcomes, e.g., bandwidth and classification accuracy for CovA and SCA, respectively.

5.1 Architectural/Logical Attacks

There has been an increase in research examining attacks that target GPUs or their software stack on the CPU. Schemes [87, 109, 128, 189] focus on information leakage due to leftover memory from processes that recently terminated. Lee et al. [87] exploit the vulnerability arising from the GPUs not initializing newly allocated memory pages, thereby revealing the victim's data stored in GPU memory both during its execution and immediately after termination. In practice, they infer the webpages visited by a victim user when analyzing remaining textures from Chromium and Firefox. Maurice et al. [109] recover data from previously executed GPU applications by observing that GPU global memory is not always zeroed. Pietro et al. [128] leverage interleaved access and inadequate data handling to read information stored in shared or global memory by another process. Zhou et al. [189] demonstrate how malicious programs can exploit GPU memory management strategies to breach the memory isolation boundary and recovers images from other processes. HE et al. [55] observed a vulnerability in Intel integrated GPU caused by flawed context management, where residual register values and shared memory are not cleared during a context switch. This class of vulnerability can usually be fixed by clearing memory (i.e., memory zeroing) before reallocating it to another application.

5.2 Microarchitectural Side-Channel/Covert-Channel Attacks

In this subsection, we review existing attacks on GPUs w.r.t. microarchitectural side-channel and covert-channel attacks.

5.2.1 Attacks on Integrated GPUs. Attacks on integrated GPUs are gaining attention due to their security risks. The integration opens up new attack opportunities by exploiting shared resources, leading to cross-component microarchitectural attacks. A key requirement for these attacks is co-location, where the attacker runs code close enough to interact with the victim [119]. This interaction could involve inducing faults or contention to measure side-channel leakage. Therefore, integrated GPUs, which share the same chip as the CPU, offer more attack opportunities.

Dutta et al. [34] develop two covert channels, enabling two malicious applications located on separate components (CPU and iGPU) to exchange confidential data through shared hardware resources. One channel exploits the shared Last-Level Cache (LLC) within Intel's integrated GPU, while the other relies on the contention from the ring bus. Wang et al. [168] develop cross-origin pixel stealing attacks in web browsers by exploiting the iGPU compression channel to

induce data-dependent DRAM traffic and cache utilization. Given that the LLC is shared between the CPU and GPU, they demonstrate how to use LLC walk time to infer the GPU-induced CPU cache state changes. Wang et al. [171] extend the previous timing side-channel attack on AES implementation [72] to the iGPU.

Some recent studies have also delved into GPUs such as the Qualcomm Adreno GPU and Apple GPU. Building upon Arm’s system-level cache, Cronin et al. [29] exploit the GPU and shared cache architecture of Arm DynamIQ to create a website fingerprinting side channel. Yang et al. [178] target the Qualcomm Adreno GPUs, investigating the GPU overdraw induced by rendering popups of user key presses. Each key press leads to unique variations in selected GPU performance counters, allowing accurate inference of these key presses. To access GPU performance counters on Android, they read the raw values of GPU PCs from the GPU device file (e.g., Qualcomm Adreno GPU drivers’ open-source header file, `msm_kgsl.h`).

5.2.2 Attacks on Discrete GPUs. Attacks on discrete GPUs can generally be categorized in two ways: (i) where the spy and victim (or trojan) applications are co-located on a single GPU, denoted as *sGPU*; and (ii) where the spy and victim (or trojan) applications are co-located on different GPUs, denoted as *mGPU*. For instance, this scenario could involve a system equipped with multiple GPUs, such as NVIDIA’s Pascal-based DGX-1 system comprising eight Tesla P100 GPUs. Alternatively, it could involve a system equipped with an MIG-enabled GPU, where a single physical GPU is partitioned into multiple instances, each acting as an independent GPU with dedicated resources, such as NVIDIA A100 and H100. **Attacks on a single GPU.** This category of attacks typically assumes that an attacker with only user-level permissions either launches a GPU kernel on a single GPU to gain insights from measurements such as execution time, performance counters, and other leakage vectors; or co-locates with the victim process on a single GPU to establish a covert channel. In the following, we review the existing research and categorize them into the following aspects:

Recovering private encryption keys in GPU-based cryptography implementations: Recent works demonstrate the capability of recovering encryption keys (e.g., AES and RSA private keys) from encryption applications running on GPUs. Jiang et al. [72] exploit timing differences between addresses generated by different threads accessing memory, where execution time is affected by the number of unique memory requests after coalescing. Consequently, the key affects the address pattern accessed by threads, thereby impacting the observed runtime of the AES encryption. In their another study [73], they establish a correlation between the execution time of a warp’s table lookup and the number of shared memory bank conflicts generated by threads within the warp. These key-dependent timing differences are then used to correlate the measured execution time with the key at the last round of the AES encryption as it executes on the GPU. Ahn et al. [2] exploits negative timing correlation to recover earlier key bytes of AES, while employing cache-collision attacks for the latter AES key bytes. More recently, Giner et al. [46] recover keys from an AES T-table GPU implementation. They allocate a sizable buffer to occupy a significant portion of the cache, execute an AES encryption, and then use Prime+Probe to identify evicted buffer offsets that correlate with the encryption’s inputs and outputs. They demonstrate superior performance by recovering the entire AES key within 6 min, whereas previous studies took between 15 and 30 min. Furthermore, aside from GPU-based AES implementation, Luo et al. [103] present a timing side-channel attack on an RSA implementation. They use the correlation between decryption time and the number of reductions per decryption window to extract the RSA private key.

Inferring sensitive information from GPU-based Neural Network (NN): Other attacks exploit side-channel leakage to infer information from ML models like NNs. Zhu et al. [191] and Hu et al. [59] focus on the attack surface of the bus, particularly PCIe (as depicted in Figure 4a). Zhu et al. [191] reverse-engineer the critical data structures (e.g., GPU command headers) offline and collect victim PCIe packets via a snooping device to reconstruct models in the

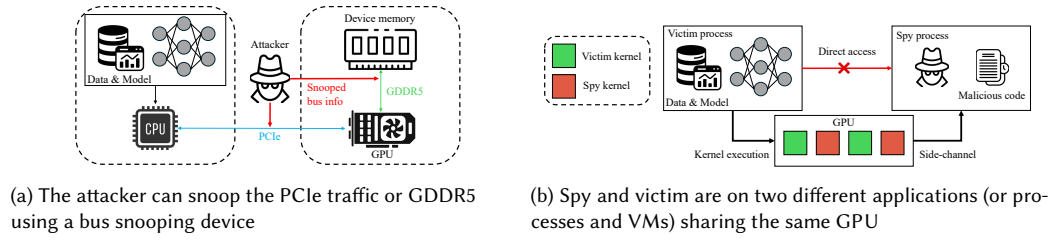


Fig. 4. Attacker models for inferring NN models on a single GPU.

online phase. The stolen DNN models have the same parameters and semantically identical architecture as the original ones. One potential mitigation for this attack is encrypting PCIe traffic. In contrast, [Hu et al. \[59\]](#) assume that the adversary cannot access data passing through buses, only the addresses, allowing attacks even with encrypted data. They conduct bus snooping attacks on discrete GPU's memory and PCIe bus, obtaining kernel read/write access volume and memory address traces. Correlating extracted architectural events with model internal architectures. Another class of attacks occurs between two concurrent GPU applications, as shown in Figure 4b. In [\[118\]](#), they (i) implement website fingerprinting attack via the GPU memory utilization Application Programming Interface (API) or GPU performance counters; (ii) monitor user's web activities during interactions or while typing characters on a keyboard through keystroke timing analysis; (iii) utilize a CUDA spy within the computational stack of GPU to deduce the NN structure by leveraging shared resources. In contrast to [\[118\]](#), [Wei et al. \[173\]](#) consider fine-grained time-sliced sharing of applications on different VMs and exploit context-switching penalties on performance counters as leakage vector to recover the layer composition and hyperparameters of a DNN.

Most of these attacks require extensive reverse-engineering of NVIDIA GPU details. This is because GPU driver and internal GPU workings are closed-source, and crucial data structures are left undocumented (cf. Section 2.1). In other words, these factors make the attack more difficult to some extent, but do not fundamentally prevent them.

Covert-channel attacks where both spy and victim concurrently run on a single GPU: The key point of a successful covert-channel attack is identifying the shared resources utilized by both the trojan and spy, often requiring extensive reverse engineering of GPU architectures. This process is necessary to uncover details about GPU components, such as the TLB and other shared resources, which can be exploited for covert communication. [Naghibijouybari et al. \[118\]](#) first reverse-engineer the hardware block and warp-to-warp schedulers to establish the co-location, then learn contention on caches, functional units and memory, and finally construct covert channels based on these resources with an error-free bandwidth exceeding 4 Mbps. With this, they recover the number of neurons in an NN. [Ahn et al. \[3\]](#) initially reverse-engineer the structure of on-chip networks within modern GPUs and note that the hierarchical organization of the GPU leads to the sharing of interconnect bandwidth among adjacent cores. They then exploit the contention of the interconnect channel, leverage clock registers for sender-receiver synchronization and ultimately establish microarchitectural covert channels with a surprisingly high bandwidth of 24 Mbps. [Nayak et al. \[121\]](#) reverse-engineer the details of the TLB hierarchy and the details of all TLB levels, such as the number of entries and associativity, of the NVIDIA 1080Ti. They create a covert timing channel via the shared L3 TLB using Prime+Probe. With MPS, they increase the bandwidth of the GPU's L3 TLB-based covert channel to 81 Kbps. Unlike previous work relies on access to the native GPU APIs through CUDA or OpenGL for high-precision performance counters monitoring, [Giner et al. \[46\]](#) do not rely on WebGPU providing hardware timers. Instead, they use a shared memory buffer and a dedicated thread to

increment a shared variable constantly, functioning as a timer. With this timer and their GPU-accelerated cache eviction set construction, they establish a Prime+Probe cache covert channel for the L2 cache with a bandwidth of 10.9 KB/s.

Attacks on multiple GPUs. In NVIDIA’s DGX machines, where discrete GPUs are connected via NVLink and PCIe, [Dutta et al. \[35\]](#) reverse-engineer the cache hierarchy and show that an attacker on one GPU can create contention in the L2 cache of another GPU through NVLink. They establish a Prime+Probe covert-channel across two GPUs, achieving a bandwidth of 4 MB/s. Additionally, their side-channel attack allows an attacker to monitor another application running on different GPUs, enabling the recovery of the number of neurons of the NN. By reverse-engineering the TLB structure in recent NVIDIA GPUs such as A100 and H100, [Zhang et al. \[187\]](#) discover a design flaw in the NVIDIA MIG feature: MIG does not partition the last-level TLB, which is shared by all GPU instances. They dump GPU memory to locate corresponding table entries and access the target entry through the 1 MB GPU memory window (MMIO) for runtime modifications. They finally establish a cross-GPU-instance covert-channel based on the shared TLB. In summary, both studies begin by identifying shared resources present in multi-GPU systems, such as the shared remote L2 cache [35] and the shared L3 TLB [187], and then create visible contention on these shared resources.

5.2.3 Countermeasures. The countermeasures can be summarized as follows:

(i) *Partitioning resources:* Co-location between the attacker and the victim is essential for those attacks that exploit shared microarchitectural resources. One solution to mitigate this threat is to partition resources (e.g., LLC) either statically or dynamically [83, 101, 170]. By assigning the spy and trojan to different cache partitions, they cannot replace each other’s cache lines. The MIG introduced in Section 2.1 potentially mitigates these attacks by isolating resources between independent GPU instances. However, [Zhang et al. \[187\]](#) point out that the last-level TLB between MIG-enabled GPU instances is not properly partitioned, allowing for the creation of a covert channel using this vulnerability.

(ii) *Eliminating contention:* Contentions among processes can be eliminated by controlling traffic in memory controllers. This involves grouping memory requests from each processor into the same queue, potentially accessing the same memory bank/port [143, 167]. For example, TLB-pilot [32] binds thread blocks from different kernels to different groups of streaming multiprocessors by considering hardware isolation of last-level TLB and the application’s resource needs. It gathers kernel information before kernel launches and reduces load imbalance by coordinating software and hardware-based scheduling and employing a kernel splitting strategy. There are also defences against coalescing-based correlation timing attacks. For example, [Kadam et al. \[74, 75\]](#) add extra memory accesses to make execution time less predictable. To protect against timing and cache-based attacks in GPU-based AES, [Lin et al. \[96\]](#) use scatter and gather techniques to reorganize AES tables, avoiding key-dependent lookups from timing or address leakage.

5.3 Physical Side-Channel Attacks

We classify attacks allowing an attacker to have direct proximity or contact with the GPU or its surrounding hardware components as *physical access-based* attacks. Such an attacker is physically close to the device and can directly interact with it. This may involve placing sensors or monitoring equipment directly on or near the device to capture physical signals or emissions. Note that we term attacks that perform monitoring or manipulation of the physical properties of the target device from a distance, without direct physical access to the device itself, as *remote access-based* attacks (called hybrid attacks in [153]). Such attacks use e.g., wireless sensors or network-connected devices to capture signals or emissions emitted by the target device from a distance.

5.3.1 Physical Access-based. [Luo et al. \[104\]](#) and [Gao et al. \[44\]](#) focus on recovering the AES private key by exploiting physical properties. [Luo et al.](#) utilize correlation power analysis to analyze the GPU’s power consumption (i.e., power

traces), necessitating the attacker to instrument the power supply. Gao et al. sample EM traces employing a precise trigger mechanism and establish a heuristic leakage model to exploit the concurrent MMIO leakages in parallel scenarios. This method requires removing the GPU's heat sink and positioning a probe near the GPU chip surface.

Hu et al. [59] employ MMIO side-channel attacks to capture memory access volume and kernel execution time by targeting CPU-GPU interconnections or co-locating a CUDA spy. This allows them to deduce the model architecture without any prior knowledge of the NN model. Similarly, Chmielewski and Weissbart [24] use simple MMIO analysis to recover partial information of an NN model. Maia et al. [107] show how to recover the full model architectures of 64 NNs by exploiting the magnetic flux emanating from a GPU's power cable via a physical sensor. Horvath et al. [57] use correlation EM analysis to recover the weights and biases in the convolutional layers of a CNN model.

Taneja et al. [153] capture side-channel leakage of frequency, power, and temperature (monitored via internal sensors) in response to the workload executed in both integrated and discrete GPUs. Their attacks, which observe instruction and data-dependent behaviour, require different privilege levels depending on vendors. For instance, Apple permits unprivileged access to both, whereas Google restricts temperature readings but allows unprivileged access to power.

5.3.2 Remote Access-based. Zhan et al. [182] identify the DVFS feature used in GPU as the underlying cause of an MMIO side-channel vulnerability. In scenarios where a victim employs an NVIDIA or AMD GPU without sharing, an attacker can monitor the victim's activities and discern the visited webpages (i.e., a website fingerprinting attack). The key idea is capturing the fluctuating workload of a GPU during webpage rendering, which influences the MMIO signal it emits. These workload variations, coupled with the need to manage heat generation, fan noise, and minimize power consumption, lead to changes in the GPU's performance levels (e.g., P-states in NVIDIA GPUs). Consequently, when a performance level switches on or off, distinct MMIO signals corresponding to the GPU's memory clock frequencies appear or vanish in the spectrum. Remarkably, this attack can intercept MMIO signal leakage at distances of up to 6 meters, even through a wall. Liang et al. [95] conduct a similar far-field MMIO side-channel attack to infer the number of layers and their types, the number of kernels, sizes of layers and strides in an NN model.

5.3.3 Countermeasures. MMIO side channels from GPUs can be exploited when these EM signals are dependent on computations, revealing information about ongoing activities. Such side-channel signals are easily measurable when they are strong and can propagate over several meters. Two countermeasures can mitigate such vulnerabilities.

(i) *Hiding and masking* [108]: Hiding aims to reduce the Signal to Noise Ratio (SNR) available to attackers. Generating MMIO noise is possible, but shielding the computer to decrease the intensity of emitted MMIO signals is more effective. Hardware manufacturers could also focus on minimizing MMIO emissions in future product designs. Masking involves combining data with random mask values to ensure the observable leakage is independent of the secret. For example, creating random GPU workloads during sensitive tasks can disrupt usage patterns and reduce predictability [105, 182]. However, masking can be complicated due to the need for random masks and the added complexity of the algorithms.

(ii) *Coarsening the granularity*: Another approach is to make GPU DVFS less sensitive to workload changes. This would keep performance more stable, leading to less detailed leaked information and reducing the chance of sensitive data being inferred [182]. However, such changes might negatively affect the efficiency benefits of DVFS.

5.4 Fault Injection Attacks

5.4.1 Software-based. Frigo et al. [43] use GPU-based timers to execute a JavaScript-based side-channel attack, enabling attackers to identify contiguous regions of physical memory. This method allows for remote triggering of Rowhammer bit flips in the identified memory areas. Consequently, an attacker can breach Address Space Layout Randomization (ASLR)

and evade the Firefox sandbox on Android platforms featuring integrated Qualcomm Adreno GPUs. Sabbagh et al. [134] introduced the first non-invasive fault attack named “overdrive” on a GPU. By exploiting the DVFS interface, an adversary can configure out-of-specification voltage and frequency combinations on the host CPU and send malicious overdrive commands to the GPU control registers, inducing random faults during GPU kernel execution. They also perform a misclassification attack on victim CNN inference [135], improving the overdrive attack by addressing its limitations in timing precision and the lack of analysis on how fault injection affects silent data corruption.

However, unlike encryption algorithms, where hardware fault injection attacks are highly effective, ML models, especially well-trained commercial DNN models, are inherently more fault-tolerant. This is because computation errors from random hardware faults are usually absorbed by later layers and do not greatly impact accuracy. Therefore, inducing hardware faults at specific timing points, optimizing the glitch voltage-frequency pair, and determining the appropriate fault duration are critical for generating controllable and impactful faults in ML models. To this end, Sun et al. [151] focus on searching sensitive targets of a CNN model, identifying proper parameters for timing and position, refining fault injection parameters, and ultimately reducing inference accuracy by an average of 69.1%. Santos et al. [136] propose a two-level fault injection framework combining the accuracy of Register Transfer Level (RTL) fault injection with the efficiency of software fault injection.

Overall, researchers have primarily leveraged software interfaces to inject faults, often utilizing DVFS or Rowhammer attacks. Rowhammer attacks exploit the DRAM vulnerability where repeated accesses to a memory row (i.e. hammering) can cause bit flips in adjacent rows, enabling dangerous exploits like privilege escalation from a normal user to a system administrator. The high parallelism and memory bandwidth inherent in GPUs potentially make them more vulnerable to Rowhammer attacks, as they can generate memory accesses faster than CPUs.

5.4.2 Countermeasures. Protections against Rowhammer exploits are most effective when implemented in the main memory or the memory controller. Frigo et al. [43] investigate preventing attackers from targeting valuable data by enforcing stricter memory reuse policies. One solution involves enhancing the physical compartmentalization suggested by CATT [12] to user-space applications. However, this approach brings trade-offs in complexity, performance, and capacity, since dynamically allocating (isolated) pages increases complexity and can have performance implications.

Regarding DVFS-based attacks, it is feasible to make it more difficult for adversaries to control and exploit the interfaces. Voltage and clock signal monitors can be used to detect unconventional changes¹. Additionally, some vendors have disabled all software-accessible interfaces for DVFS. For example, Intel defends against DVFS-based attacks on Intel SGX [117] with a BIOS setting to disable the overclocking mailbox interface and with a microcode update that includes the current state of this setting in the SGX TCB attestation. A similar strategy could also be applied to GPUs.

6 SECURITY OF CPU TEEs

In this section, we introduce typical attacks against CPU TEEs. As there already exist survey papers focusing on reviewing existing attacks on CPU TEEs, and the aim of this survey is to explore potential attacks on GPU TEEs, we simply categorize the most common attacks based on their technical details and existing surveys [19, 41, 90, 123] here.

6.1 Security of Intel SGX

6.1.1 Controlled Channel and Address Translation-based Attacks. Controlled channels attack, a concept introduced by Xu et al. [177] in 2015, exploits the privileges of the OS to monitor and manipulate page tables. This allows the

¹cf. e.g., Intel’s approach: <https://www.intel.com/content/www/us/en/newsroom/news/the-story-behind-new-intel-security-feature.html>

attacker to uncover the memory access patterns of the enclave code, cf. also [147]. This attack is especially effective because, while Intel SGX enclaves protect sensitive computations from a compromised OS, the OS still manages memory and can observe page faults, thereby inferring details about the enclave’s operations. The SGX-Step [158] serves as a practical tool for, among others, executing such controlled channel attacks by configuring Advanced Programmable Interrupt Controller (APIC) timers, issuing interrupts, and tracking page-table entries. SGX-Step enables deterministic single-stepping of enclave execution, allowing for precise monitoring of memory access patterns over time.

In fault-less page table attacks [80, 159, 166], attackers exploit the page table itself rather than relying on page faults. This allows them to infer the target’s memory access patterns by examining page table attributes and/or observing the caching behaviour of unprotected page table memory. However, these attacks are limited to page-level accuracy. Segmentation attacks [53] allow attackers to deduce finer memory access patterns by manipulating the segmentation unit, but this only works on 32-bit enclaves, as segmentation is disabled in 64-bit enclaves [41].

6.1.2 Cache-based Attacks. Typical cache timing-channel attacks (in the non-SGX scenario) comprise four primary variants, including *Evict+Time* [155], *Evict+Reload* [50], *Prime+Probe* [127], and *Flush+Reload* [179], all relying on the time difference between cache hits and misses. Recent studies [14, 30, 47, 112, 113, 140] show that SGX enclaves are susceptible to the same cache attacks as any other software application. In fact, they may be even more vulnerable due to the enhanced attackers within SGX’s threat model. Several papers [14, 47, 112, 140] exploit L1 cache and the shared LLC as the attack surface by employing Prime+Probe method. Dall et al. [30] take a slightly different approach by using Prime+Probe on Intel’s provisioning enclave, allowing Intel themselves to compromise the Enhanced Privacy ID (EPID) unlinkability property. Memjam [113] utilizes read-after-write false dependencies caused by the 4K aliasing of the L1 cache to conduct an Evict+Time-style attack.

6.1.3 Branch Prediction Attacks. Branch prediction attacks offer a more detailed level of utilization compared to address translation-based and cache-based attacks. They target the branch prediction unit, including the Branch Target Buffer (BTB) [20, 88], the Page History Table (PHT) [39, 61], and the Return Stack Buffer (RSB) [84]. Attackers exploit the BTB to ascertain whether a particular branch instruction is taken by the victim. The PHT attack seeks to provoke collisions between branches of victim and attacker processes and subsequently infer the direction of the victim process branch. RSB attacks rely on contaminating the RSB to incite mis-speculation, consequently resulting in the leakage.

6.1.4 Transient Execution Attacks. Transient execution attacks, which exploit out-of-order and speculative execution of instructions (summarized in section 2.2), have also been studied in the context of SGX. The aforementioned BTB and RSB attacks [20, 84] can also fall into this class of attacks, stemming from Spectre [81]. Additionally, the Foreshadow attack [156], which targets SGX by employing Meltdown-like techniques, breaches enclave execution confidentiality. While MDS attacks [17, 139, 161] also leverage speculative and out-of-order execution, they primarily exploit information leakage from various implementation-specific and undocumented intermediary buffers of the targeted microarchitecture. SGAXe [160] and Crosstalk [132] extend MDS to extract private keys from SGX enclaves.

6.1.5 Software-based Fault Injection and Side-Channel Attacks. In fault injection attacks, the attacker disrupts the normal operation of a system by introducing malicious faults and then derives secret information from the faulty execution. Software-based fault attacks expand the threat model from a local attacker, who requires physical access to the target device, to a potentially remote attacker with only local code execution capabilities. Several studies [77, 117, 131] exploit privileged DVFS on x86 CPUs to reliably corrupt enclave computations, thereby compromising the confidentiality and integrity of enclaves. Chen and Oswald [22] show that software fault attacks on SGX can also be mounted by pivoting

to management chips on Supermicro server systems, and can even permanently damage the host CPUs. Apart from voltage scaling-based attacks, SGX-Bomb [69] leverages the Rowhammer bug to induce bit flips in enclave memory, resulting in failed data integrity checks and subsequent system lock-down.

In addition to these fault injection attacks, Lipp et al. [98] exploits a side-channel attack by leveraging unprivileged access to the Intel Running Average Power Limits (RAPLs) interface. This interface reveals values linked to power consumption, creating a power side channel exploitable across Intel server, desktop, and laptop CPUs. Wang et al. [169] show that power leakage can be measured through indirect channels such as frequency scaling, and Liu et al. [100] use the related feature of throttling to among others leak secrets from SGX enclaves.

6.1.6 Hardware-based Attacks. Apart from software-based fault injection attacks, Chen et al. [22, 23] explore hardware-level fault injection attacks on SGX enclaves. “VoltPillager” is a low-cost tool that injects messages on the Serial Voltage Identification (SVID) bus between the CPU and the voltage regulator, breaching the confidentiality and integrity of Intel SGX enclaves [23]. Chen and Oswald later demonstrates that undervolting via the Power Management Bus (PMBus) can similarly break SGX enclave integrity, bypassing Intel’s countermeasures against previous software undervolting attacks [77, 117, 131]. “MEMBUSTER” [85] introduces an off-chip attack that breaks SGX enclave confidentiality by snooping the memory bus (with high-spec, expensive lab equipment), extracting memory access patterns and increasing cache misses using techniques like critical page whitelisting and cache squeezing.

6.1.7 Interface-based Attacks. SGX enclave security can be compromised if they fail to strictly adhere to secure interfaces between trusted and untrusted code. Despite well-designed open-source Software Development Kits (SDKs), Van Bulck et al. [157] identify several sanitization vulnerabilities in Application Binary Interface (ABI) and API, leading to memory safety and side-channel vulnerabilities. Alder et al. [5] explores the attack surface affecting floating-point computations in SGX enclaves via ABI, showing that control and state registers are not always properly sanitized. Recently, there has been a focus on symbolic execution tools for SGX [4, 26, 78]. Pandora [4] enables runtime-agnostic symbolic execution of the exact attested enclave binary and validates the enclave shielding runtime. Pandora can autonomously discover 200 new and 69 known vulnerable code locations across 11 different SGX shielding runtimes.

6.1.8 Countermeasures. In this section, we review and categorize the most relevant countermeasures based on both prior surveys [41, 123] and potential solutions proposed in our summarized attack papers.

(i) *System/Microcode-level countermeasures:* A CPU’s complex instructions are often managed by low-level software called microcode, rather than being entirely implemented in hardware. Thus, Intel can issue microcode updates, which are typically the most effective method. For instance, in response to DVFS-based attacks like Plundervolt [117], Intel released microcode updates that fully disable the software voltage scaling interface via MSR 0x150.

(ii) *Compiler-based countermeasures:* Beyond Intel’s solutions, compiler-based approaches are also effective. Deterministic multiplexing [147] ensures that page-fault access patterns remain consistent regardless of input values by proactively accessing all data and code in a predetermined sequence. “T-SGX” [146] use Intel’s Transactional Synchronization Extensions (TSX) to redirect exceptions and interrupts to a specific page, terminating the program if a page fault is detected. Chen et al. [21] propose shielded execution with reliable time measurement to check the execution time of target programs. “Cloak” [48] uses Hardware Transactional Memory (HTM) to protect against malicious cache observations. Similarly, glitch detection [149] can help mitigate DVFS-based fault injection attacks.

(iii) *Randomization:* “SGX-Shield” [141] leverages ASLR to create a secure in-enclave loader that secretly randomizes memory space layout, hiding sensitive operations from attackers. Hosseinzadeh et al. [58] propose runtime control

flow randomization, implemented as compiler extensions on llvm. “DR.SGX” [11] disrupts memory observations by permuting data locations.

(iv) *Application/Source code design*: Finally, developers can design enclave applications in a side-channel-resistant manner. Early works like “OBFUSCURO” [1] enforce operations with Oblivious RAM (ORAM) protection to prevent attackers from inferring access patterns. Several schemes [126, 130, 165] utilize oblivious primitives, implemented in x86_64 assembly, to design data-oblivious applications. These primitives operate exclusively on registers, which are private to the processor, ensuring that the contents hidden from code outside the enclave and any register-to-register data manipulation is data-oblivious.

6.2 Security of Arm TrustZone

6.2.1 Implementation Bugs. Cerdeira et al. [19] examine bug reports obtained from public Common Vulnerabilities and Exposures (CVE) databases and vendor bulletin reports, categorizing them into validation bugs, functional bugs, and extrinsic bugs. These bugs are pervasive and often exploited to escalate privileges, enabling attackers to fully hijack kernels in devices from Qualcomm [10] and Huawei [144] or compromise client applications like Samsung Pay [82].

6.2.2 Cache-based Attacks. Given that the cache is shared between NW and SW in TrustZone-enabled processors, several studies capitalize on the contention arising from this cache coherency to extract sensitive information [25, 51, 97, 183, 185]. Several authors [25, 97, 185] use the Prime+Probe method to monitor the cache activities within TrustZone.

6.2.3 Branch Prediction Attacks. Similar to the attacks on Intel SGX mentioned earlier, the branch predictor can also be exploited to target TrustZone. Since the BTB is shared between NW and SW, techniques like Prime+Probe can be used to disclose secure information to NW. For example, Ryan [133] successfully recovered a 256-bit private key from Qualcomm’s hardware-backed keystore.

6.2.4 Software-based Fault Injection Attacks. Several studies have also expanded software-based fault injection attacks to TrustZone or TrustZone-based systems. “CLKSCREW” [154] leverages manipulation on DVFS to induce faulty computations to breach TrustZone hardware-enforced boundaries, extract secret keys, and bypass code signing operations. Rowhammer-based attacks have also been adapted to undermine TrustZone security. Given that overclocking typically involves running the processor at high frequencies, which can be relatively easy to detect and prevent (e.g., through hardware frequency locking), “VoltJockey” [131] adopts a different strategy by manipulating voltages rather than frequencies to generate hardware faults on the victim cores. Carru [18] use bitflips to bypass security measures and access secure memory, enabling the extraction of RSA keys and undermining the secure storage provided by TrustZone.

6.2.5 Countermeasures. In this section, we review and categorize countermeasures based on both previous survey [19] and potential solutions from the summarized attack papers.

In addressing the architectural defences of Arm TrustZone, some research efforts [13, 150] enhance isolation granularity between TEE components and reduce the amount of code running in SW, thereby lowering the risk of severe privilege escalation attacks within SW. Countermeasures [67, 68] tackle the weaknesses of inadequate/weak authentication when accessing TEE resources from NW, and potentially insecure shared memory used for data exchange across the NW-SW boundary. Unlike Intel SGX, TrustZone lacks built-in on-chip memory encryption, prompting some works [181, 184] to design encryption strategies to bridge this gap. To further strengthen the verification of both TEE and TA binaries’ integrity and identity, several studies [42, 89] introduced additional trusted computing primitives,

such as enhanced remote attestation and sealed storage. To address implementation bugs, “RustZone” [36] extends TrustZone by implementing TAs using Rust, which inherently provides memory safety and thread safety.

Cache side-channel attacks can be mitigated by carefully implementing cryptographic algorithms in software [51] or using dedicated hardware [97]. Cache maintenance techniques can also be effective in mitigating leakage. For example, in terms of BTB attacks, flushing the shared microarchitectural structures when transferring between NW and SW can prevent attacks from targeting keys through the BTB. However, as observed in the Nexus 5X firmware by [133], the L1 cache is not flushed, making Prime+Probe-based attacks still feasible.

Countermeasures against DVFS-based fault injection attacks are similar to those used for SGX. In comparison to other attacks on TrustZone, Rowhammer attacks are relatively straightforward to mitigate. They rely on inducing bit flips in adjacent memory rows, making them feasible only if non-secure memory is situated next to a memory row within SW. If secure memory resides on a separate memory storage device, Rowhammer attacks become impractical.

6.3 Security of AMD SEV

6.3.1 Memory Encryption Issues. Since the release of AMD SEV [6], numerous attacks have targeted its early memory security mechanisms [15, 33, 56, 114]. Hetzelt and Bühren [56] utilize a return-oriented programming-like attack to exploit an unencrypted VM control block, enabling arbitrary reading and writing of encrypted memory in the guest VM. Such vulnerabilities have been addressed in SEV-ES [76]. Du et al. [33] leverage Electronic Code Book (ECB) mode in memory encryption to conduct a chosen-plaintext attack via an HTTP server installed on the guest VM. Severity [174] exploits vulnerabilities in the Xor-Encrypt-Xor (XEX) mode to insert arbitrary 2-byte instructions into encrypted memory, while Morbitzer et al. [114] breach confidentiality by manipulating nested page tables, altering the virtual memory of the guest VMs. Most of these attacks arise from the lack of integrity protection, but SEV-SNP [142] addressed them through the Reverse Map Table. Conversely, “CIPHERLEAKS” [93] allows a privileged adversary to infer guest VM execution states or recover certain plaintext by monitoring changes in the ciphertext of the victim VM. The authors highlight that AMD has confirmed that SEV-SNP is also vulnerable to the CIPHERLEAKS attack [90].

Additionally, “CROSSLINE” and its variants by Li et al. [90, 92] extract the memory content of victim VMs by exploiting improper use of the Address Space Identifier (ASID) for controlling VM accesses to encrypted memory pages, cache lines, and TLB entries. They also compromise the integrity and confidentiality of SEV VMs by poisoning TLB entries [94]. It is noted that SEV-SNP is expected to address these issues, including TLB misuse.

6.3.2 Software-based Fault Injection Attacks. Morbitzer et al. [115] exploit the system’s lack of memory integrity protection to inject faults and execute arbitrary code within SEV VMs through I/O channels, using the hypervisor to locate and trigger the execution of encrypted payloads. However, SEV-SNP [142] can mitigate this issue through Reverse Map Table (RMP). Bühren et al. [16] present a voltage fault injection attack enabling the execution of custom payloads on AMD secure processors, subsequently decrypting a VM’s memory by deploying custom SEV firmware. “CacheWarp” [186] presents a new software-based fault attack targeting AMD SEV-ES and SEV-SNP, exploiting the possibility to revert modified cache lines of guest VMs to their previous (stale) state at the architectural level. This attack only requires interrupting the VM at a point chosen by the attacker to invalidate modified cache lines without writing them back to memory. More recently, Schlüter et al. [137] introduce a novel attack where the hypervisor injects well-crafted, malicious #VC (a new exception by AMD facilitating communication between the VM and untrusted hypervisor) into a victim VM’s CPU, enabling the attacker to induce arbitrary behaviour in the VM. In another related attack, “HECKLER” [138] shows that the hypervisor can inject malicious non-timer interrupts to compromise VMs.

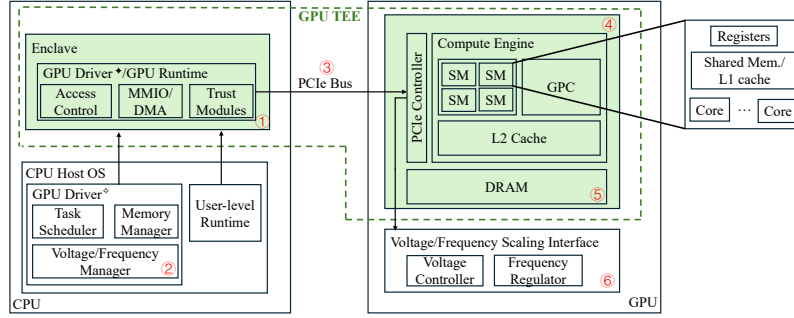


Fig. 5. Potential attacks against x86-based GPU TEE prototype.

They leverage interrupt handlers with global effects, allowing manipulation of a VM’s register states to alter data and control flow. In general, SEV-SNP remains vulnerable to such software-based fault injection attacks.

6.3.3 Interrupt-driven Attacks. Similar to SGX-Step framework [158], SEV-Step [175] introduces reliable single-stepping against SEV VMs. In addition to this functionality, SEV-Step facilitates access to common attack techniques, such as page fault tracking and cache attacks targeting SEV.

6.3.4 Countermeasures. Most memory-related attacks have been addressed in recent AMD product updates. Here, we focus on countermeasures against fault injection attacks. For malicious voltage drops or glitches, similar to countermeasures used for SGX and TrustZone, hardware-level voltage monitoring circuits and software-based detection mechanisms can be implemented. To counter fault attacks that enable fine-grained memory write suppression through specific hypervisor instructions, restricting the use of those instructions at the hardware level or implementing compiler-level solutions can ensure correct memory operations. For attacks that inject malicious interrupts, one can block or detect the injections by monitoring external interrupts or disabling the interrupt handler.

7 CONCLUSIONS ON FUTURE DIRECTIONS IN GPU TEE

In this section, based on the relevant work discussed before, we sketch potential attacks that might be relevant to GPU TEEs in the future. We note that as GPU TEEs are not widely commercially available, it is not yet possible to practically evaluate these attack vectors, but believe that according vulnerabilities might be discovered in the future.

7.1 Potential Attacks against x86-based GPU TEE Prototype

As summarized in Section 4, the state-of-the-art designs targeting x86 architecture each have unique characteristics aimed at reducing the TCB size and minimizing hardware modifications. The primary goal of these designs is to protect GPU resources from a compromised OS, including the GPU driver. We outline the key design ideas and provide a general overview in Figure 5. Specifically, in this threat model, the adversary controls the entire software stack, encompassing OS, hypervisor, and device drivers. The adversary also aims to compromise the hardware and software I/O data path between a user application and the GPU. The functionalities of GPU drivers are often partitioned into secure and non-secure parts instead of porting the entire driver into the TEE enclave, which would increase the TCB size. Given that the adversary can compromise the OS, the GPU driver located in the OS is also within this scope. The device memory of the GPU is trusted and the adversary cannot observe or corrupt the data stored in it. Moreover, we recognize

that the power and frequency management modules residing in both the CPU and GPU sides are outside the scope of protection. Next, based on this security model, we will analyze potential attacks that could pose threats and leak information when such designs are deployed in real-life applications.

7.1.1 Existing Attacks against Intel SGX. Given that the essential GPU resource management functions within the GPU driver reside within the TEE enclave, the majority of attacks outlined in Section 6.1 could potentially target this enclave to glean secrets (cf. attack surface ① in Figure 5). It is worth noting that while some research may assert that most side-channel attacks against SGX are out of scope, it is critical to provide the corresponding protection when considering the deployment of GPU TEE designs in real-world cloud platforms (where even some forms of physical access by malicious insiders might be relevant). These potential leakages can be categorized as follows: (i) Observing memory access patterns allows attackers to deduce the control flow of programs within the SGX enclave, including decision-making processes. Armed with this insight, attackers could monitor GPU commands and data transfers, thereby inferring the tasks executed on the GPU. For instance, it might become feasible to infer the quantity (and size) of detected objects in each frame of a CNN-based video analysis task [130]. (ii) Monitoring page fault patterns enables attackers to extract cryptographic keys from implementations of certain cryptographic open-source software libraries (e.g., OpenSSL and Libcrypt) [147]. With this knowledge, attackers could subsequently access all sensitive information transmitted to the GPU. (iii) Exploiting timing channels allows attackers to infer sensitive information about kernels running on the GPU. For instance, Telekine [60] demonstrates how attackers can accurately classify images from ImageNet by solely observing the timing of GPU kernel execution, without needing access to the images themselves.

7.1.2 DVFS-based Attacks. To enhance energy efficiency, many current CPU processors enable the DVFS extension, which adjusts the frequency and voltage of processor cores based on real-time computational loads. This capability now extends to accelerators like NVIDIA GPUs. As demonstrated by Lightning [151], NVIDIA GPU working voltages can be altered through software instructions executed on the CPU via NVIDIA drivers, potentially enabling attackers to induce transient voltage glitches for fault injection attacks. Furthermore, current NVIDIA GPUs offer unrestricted control for Phase Locked Loop (PLL) and clock divider, allowing easy overclocking by adjusting the frequency offset using NVIDIA, thus potentially facilitating frequency-based fault injection attacks. Consequently, for a x86-based GPU TEE prototype, we identify two attack surfaces (cf. ② and ⑥) regarding DVFS-based attacks in Figure 5.

On the CPU side. In many existing GPU TEEs prototypes [65, 66, 86, 162, 180, 190], the part of the GPU driver responsible for DVFS parameter control lies outside their TCB. Consequently, an attacker can flexibly adjust GPU voltage and frequency from the CPU side to induce faults on the GPU side. Additionally, it warrants investigation whether previous attacks against SGX could gain access to the relevant memory region to alter DVFS parameters, even if the GPU driver managing these parameters is protected by running in an SGX enclave.

On the GPU side. Due to the absence of protection on GPU hardware, attackers with physical access to GPU hardware could directly manipulate GPU voltage, injecting faults into running GPU kernels. For instance, “VoltPillager” [23] can inject messages on the SVID bus between the CPU and the voltage regulator on the motherboard, enabling precise control over CPU core voltage. Ultimately, this jeopardizes the confidentiality and integrity of Intel SGX enclaves. Exploring whether attackers can inject malicious SVID packets (or similar) into the respective bus on the GPU card presents an intriguing avenue for further investigation.

7.1.3 Physical Attacks on PCIe Bus and GPU Memory. In many existing GPU TEEs prototypes lacking vendor hardware support (cf. attack surfaces ③ and ⑤ in Figure 5), GPUs lack a trusted memory region, leaving data in GPU memory

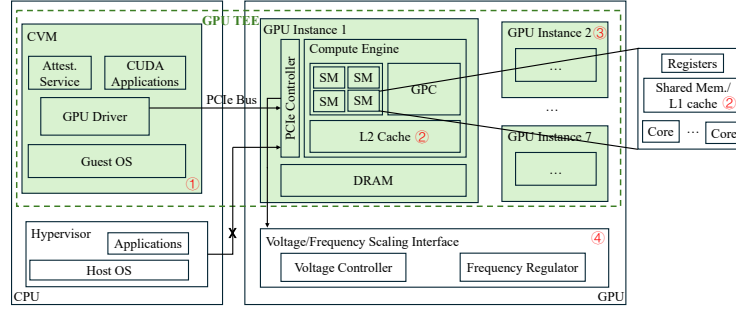


Fig. 6. Potential attacks against NVIDIA Hopper H100-based GPU TEE.

exposed in plaintext. Consequently, direct physical access to GPU memory can compromise sensitive data. Further, cold boot attacks [54] could be relevant, if an adversary can ensure (e.g., by cooling) that TEE-protected memory contents are retained and can be readout after a reset of the GPU.

Additionally, as PCIe interconnects are exposed, injecting malicious PCIe packets via specialized hardware is feasible. Simply securing the routing path to the GPU is not sufficient to protect GPU control via MMIO or DMA [66]. While most designs employ authenticated encryption to ensure data integrity during transfer, this alone is insufficient to protect data confidentiality and integrity. For instance, certain designs lack a hardware root of trust necessary for secure authentication and establishment of trusted communication channels, involving secure storage for cryptographic keys and secure execution environments for cryptographic operations. Furthermore, ensuring secure boot and firmware integrity is crucial to guarantee the correctness of the secure channel establishment process.

7.1.4 Architectural/Logical Attacks on GPU. Previous attacks on memory vulnerabilities (see Section 5.1) are also possible, as current GPU TEE designs often overlook memory clearing between different GPU contexts (which is also relevant across resets in the case of cold boot attacks mentioned above). Therefore, a secure memory management strategy, including memory initialization and clearance, is critical to the integrity and security of the GPU TEE workflow.

7.2 Potential Attacks against NVIDIA Hopper H100-based GPU TEE

In addition to the state-of-the-art x86-based GPU TEE prototypes, NVIDIA’s Hopper H100 Tensor Core GPU, based on the Hopper architecture, recently introduces advanced features for confidential computing (only available to select users at present). According to NVIDIA’s whitepaper [124], the H100 relies on specific CPU TEEs, such as Intel TDX, AMD SEV-SNP, or Arm CCA, to enable confidential computing. Here, we provide a general system model of an NVIDIA Hopper H100-based GPU TEE based on the whitepaper in Figure 6. Specifically, *on the CPU side*, this GPU TEE operates within the standard threat model of VM-based TEEs [137, 138, 186]. The untrusted hypervisor loads the VM image into memory and manages the initial configurations. Remote attestation measures the VM’s initial memory state before initiating the boot process. The software executing within the VM (including the guest OS, user applications, and trusted modules for TEEs) is part of the TCB. The specifications require the hypervisor to set up certain initial states (e.g., the number of vCPUs, supported hardware features, and memory size). The hardware verifies these configurations and only enters the VM if the setup is correct. Additionally, the hardware zeroes out certain values (e.g., specific general-purpose registers) before exiting the VM and manages context saving and restoring during VM context switches. *On the GPU side*, the H100 GPU is expected to feature a memory encryption engine (most likely an Memory Encryption

Engine (MEE) [27] similar to SGX) and other capabilities to ensure the confidentiality and integrity of data and code, even defending against basic physical attacks targeting the PCIe bus and GPU memory. However, the whitepaper does not provide detailed technical information about these features.

7.2.1 Existing Attacks against VM-based TEEs. Perhaps because VM-based TEEs have only been proposed in recent years, there is currently limited research on attacks against them. However, recent developments have shown that software-based fault injection attacks can be highly effective against AMD SEV-SNP. These attacks would allow an adversary to compromise the GPU driver within the VM, enabling precise control over sensitive tasks running on the GPU (cf. attack surface ① in Figure 6). For example, the “WeSee” attack [137] targets AMD SEV-SNP used in NVIDIA H100-based GPU TEEs, allowing an attacker to perform arbitrary memory writes by faking a #VC for MMIO reads. This capability would enable the attacker to modify commands and data sent to the GPU. More critically, attacks like CacheWarp [186], which remain unmitigated in the latest SEV-SNP implementation, do not depend on the specifics of the guest VM. Therefore, it is crucial to equip NVIDIA H100-based GPU TEEs with protection against these attacks to preserve the confidentiality and integrity of GPU data. It is also important to explore potential attacks against other VM-based TEEs, such as Intel TDX, as these are integral to NVIDIA H100-based GPU TEEs.

7.2.2 DVFS-based Attacks. Similar to GPU TEE prototypes, we identify two attack surfaces (cf. ① and ④) regarding DVFS-based attacks in Figure 6.

On the CPU side. Recall that existing attacks targeting VM-based TEEs (e.g., AMD SEV-SNP) allow attackers to escalate privileges to root and write any value of their choice to any location in the victim VM. Thus, attackers with these abilities might be able to manipulate the GPU’s voltage and frequency using software instructions performed on the CPU via the NVIDIA driver.

On the GPU side. The H100 whitepaper [125] lacks detail about voltage and frequency management. Assuming an attacker has physical access, they could potentially execute attacks like “VoltPillager” [23] to inject malicious SVID packets or equivalent into the relevant GPU card’s bus, thereby altering the GPU voltage.

In summary, an attacker with the described capabilities could modify the voltage and frequency from both the CPU and GPU sides. However, it remains uncertain whether and how these changes affect tasks running on the NVIDIA H100 GPU. Specifically, it is unclear if the induced faults significantly impact tasks, such as degrading ML model accuracy or fully extracting private encryption keys. At the time of writing this survey, the complete confidential workflow of the NVIDIA H100-based GPU TEE is unavailable, as the corresponding NVIDIA libraries are still under development.

7.2.3 Microarchitectural Side-Channel and Covert-Channel Attacks on GPU. The H100 whitepaper [125] emphasizes the enhanced security features of the Hopper architecture for confidential computing, particularly in collaborative multi-party computing scenarios, namely *single tenant with multiple GPUs* and *multiple tenants with a single GPU*. However, vulnerabilities discussed in Section 5.2 may potentially lead to security breaches on the NVIDIA H100 GPU.

Single tenant with multiple GPUs. In the scenario of single tenant with multiple GPUs, a single VM is concurrently assigned multiple physically independent GPUs, each connected via NVLink. Recall that Dutta et al. [35] demonstrate that an attacker on one GPU could induce contention on the L2 cache of another GPU via NVLink, enabling a covert channel and Prime+Probe attacks across GPUs. However, such attacks may face challenges in the NVIDIA H100 GPU model due to two key factors (cf. attack surface ② in Figure 6). Firstly, the attacker’s process needs access to a remote GPU’s memory through NVLink, which may be restricted in the threat model of the NVIDIA H100 GPU TEE. Thus, the challenge lies in how to enable the spy process to run within one of the assigned GPUs and have access to another

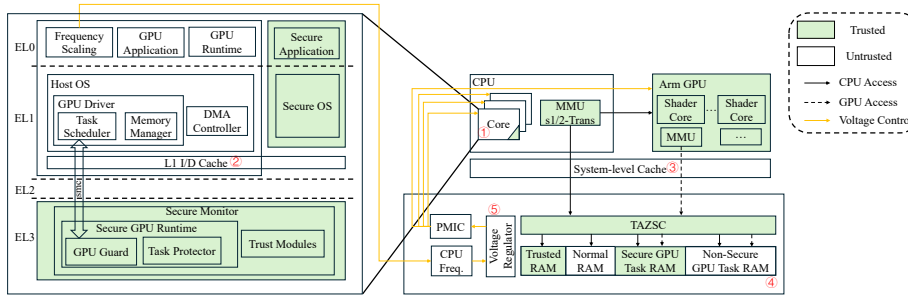


Fig. 7. Potential attacks against Arm-based GPU TEE.

GPU’s memory. Secondly, the H100 GPU features a 50 MB L2 cache, 1.25× larger than the A100 GPU. Nevertheless, a larger L2 cache with more sets and ways can make Prime+Probe attacks more difficult, because the attacker needs to fill and monitor a larger number of cache lines.

Multiple tenants with a single GPU. In the case of multiple tenants with a single GPU (cf. attack surface ③ in Figure 6), facilitated by the MIG feature, an NVIDIA H100 GPU can be partitioned into multiple GPU instances, each isolated in terms of memory system paths, including the on-chip crossbar ports, L2 cache banks, memory controllers, and DRAM address busses. However, as discussed in Section 5.2, Zhang et al. [187] demonstrate a design flaw of the MIG feature where the last-level TLB is not securely partitioned by all GPU instances. Consequently, this flaw enables covert-channel attacks between different GPU instances. Given that this mode supports multiple tenants, it is pertinent to investigate whether each GPU instance created with MIG truly has separate and isolated paths through other microarchitectural components such as L1 cache, warp scheduler, and command processor.

7.3 Potential Attacks against Arm-based GPU TEE Prototype

Due to various architectural disparities in TEEs for Arm GPUs, several studies have explored Arm-based GPU TEEs. In Figure 7, we base it on the design proposed by StrongBox [31]. StrongBox serves as a suitable foundation as it was recently introduced and does not rely on specific Arm endpoint features or necessitate hardware modifications to GPU or CPU chips. Notably, while secure GPU computing on Arm or Intel platforms may not align with Arm’s CCA realm-style architecture [163], we omit insights regarding this, as it closely resembles that of NVIDIA Hopper H100-based GPU TEE. In Figure 7, the attacker gains control over the kernel and the entire GPU software stack, including the GPU driver and runtime. This control enables them to manipulate sensitive data and code within GPU applications. They can directly access unified memory used for GPU tasks or manipulate peripherals to evade detection. Furthermore, by compromising the GPU driver, the attacker can undermine the memory management of GPU applications, potentially mapping sensitive data to unprotected regions. Similar to existing x86-based GPU TEEs, trust is placed in the GPU and the secure world. Based on this threat model, we discuss potential attacks in the following.

7.3.1 Existing Attacks against Arm TrustZone. The attacks summarized in Section 6.2 that target TrustZone are also applicable to this Arm-based GPU TEE prototype. The impact of these side-channel attacks on TrustZone indirectly affects Arm-based GPU TEE (cf. attack surfaces ① and ② in Figure 7). The potential consequences can be summarized as follows: (i) An attacker could escalate privileges to root to submit numerous malicious tasks [10, 144]. However, establishing covert channels between malicious and victim tasks is unlikely, as GPU tasks are executed sequentially on

Arm endpoint GPUs [31]. (ii) An attacker may monitor cache activity to extract AES keys from TrustZone [51, 97, 185], thus compromising the confidentiality of data transferred between the CPU and GPU.

7.3.2 Microarchitectural Side-Channel and Covert-Channel Attacks on Integrated GPU. As summarized in Table 3, several studies have investigated side-channel and covert-channel attacks on integrated GPUs, with some of these potentially applicable to Arm-based GPU TEEs prototype (cf. attack surface ③ in Figure 7).

(i) Covert channels between CPU and iGPU: Dutta et al. [34] establish bidirectional covert channels between a trojan process on the CPU and a spy process on the Intel integrated GPU (vice versa) via the LLC. Considering this attack in an Arm-based GPU TEE, a possible scenario is that of using a trojan process launched on the normal world of the CPU, communicating the bits to the GPU. However, challenges arise due to undocumented LLC/system-level cache behavior and the asymmetric view of cache utilization between the CPU and GPU in the Arm architecture.

(ii) The existing threat model of Arm-based GPU TEEs may not effectively mitigate attacks exploiting data-dependent DRAM traffic and cache utilization induced by compression to reveal user pixels in the normal world [168]. Further testing is needed to assess the success rate of such attacks on Arm-based GPU TEEs.

7.3.3 Physical Attacks on GPU Memory. Most existing Arm-based GPU TEE prototypes primarily focus on delivering hardware-enforced isolation to protect sensitive code and data, rather than employing memory encryption mechanisms like Intel SGX's MEE. Consequently, direct physical access to GPU memory (again also possibly via cold boot attacks [54]) could potentially compromise sensitive data (cf. attack surface ④ in Figure 7). For instance, in StrongBox [31], a region in the unified memory defined as Secure Task RAM serves as a fixed and non-secure memory region reserved for confidential GPU applications. Its main purpose is to dynamically allocate memory and establish GPU page table mappings and thus prevent unauthorized access control to this region.

7.3.4 DVFS-based Attacks. In contrast to the DVFS in NVIDIA GPUs, the voltage and frequency of an Arm GPU (e.g., Mali series) are typically controlled by the Power Management Integrated Circuit (PMIC). This component is responsible for managing power distribution to various system elements, including both CPU and GPU. Thus, as depicted in Figure 7 (cf. attack surface ⑤), attackers with privileges can potentially induce hardware faults by manipulating processor voltage and frequency settings through the PMIC. Additionally, assuming an attacker gains physical access to the voltage regulator or clock control module within the System on Chip (SoC), this prompts further investigation into whether hardware-based attacks targeting these components [23] are also applicable to Arm GPUs.

8 CONCLUSION

With the proliferation of heterogeneous systems integrating GPUs, GPU TEEs are emerging as effective solutions for ensuring confidentiality and integrity. In this survey, we first examined existing GPU TEEs prototypes and NVIDIA's first commercial GPU TEE, providing key insights into their design implications and characteristics. We reviewed recent attacks extended across various types of GPUs, including integrated GPUs, single GPUs, and multiple GPUs, along with the efforts to mitigate these threats. Additionally, we summarized popular attacks against common CPU TEEs such as Intel SGX, Arm TrustZone, and AMD SEV. Based on these insights, we explored potential attacks at both physical and software levels on x86-based and Arm-based GPU TEEs prototypes, as well as the NVIDIA H100 GPU, highlighting the need for careful analysis of the already-complex attack surface. With innovations in GPU architecture and isolation mechanisms in GPU TEEs, this attack surface will further expand, necessitating the evolution of secure designs and defence strategies as these systems are widely deployed across computing domains.

ACKNOWLEDGEMENTS

This research is partially funded by the Engineering and Physical Sciences Research Council (EPSRC) under grants EP/X03738X/1, EP/V000454/1, and EP/R012598/1. The results feed into DsbDtech.

REFERENCES

- [1] Adil Ahmad, Byunggill Joe, Yuan Xiao, Yinqian Zhang, Insik Shin, and Byoungyoung Lee. 2019. OBFUSCURO: A commodity obfuscation engine on Intel SGX. In *Network and Distributed System Security Symposium*.
- [2] Jaeguk Ahn, Cheolgyu Jin, Jiho Kim, Minsoo Rhu, Yunsu Fei, David Kaeli, and John Kim. 2021. Trident: A hybrid correlation-collision GPU cache timing attack for AES key recovery. In *2021 IEEE International Symposium on High-Performance Computer Architecture (HPCA)*. IEEE, 332–344.
- [3] Jaeguk Ahn, Jiho Kim, Hans Kasan, Leila Delshadtehrani, Wonjun Song, Ajay Joshi, and John Kim. 2021. Network-on-chip microarchitecture-based covert channel in gpus. In *MICRO-54: 54th Annual IEEE/ACM International Symposium on Microarchitecture*. 565–577.
- [4] Fritz Alder, Lesly-Ann Daniel, David Oswald, Frank Piessens, and Jo Van Bulck. 2024. Pandora: Principled symbolic validation of Intel SGX enclave runtimes. In *45th IEEE Symposium on Security and Privacy (S&P)*.
- [5] Fritz Alder, Jo Van Bulck, David Oswald, and Frank Piessens. 2020. Faulty point unit: ABI poisoning attacks on Intel SGX. In *Proceedings of the 36th Annual Computer Security Applications Conference*. 415–427.
- [6] AMD. 2023. *AMD Secure Encrypted Virtualization (SEV)*. <https://www.amd.com/en/developer/sev.html>.
- [7] Arm. 2004. *ARM Security Technology: Building a Secure System using TrustZone Technology*. <https://www.arm.com/products/security-on-arm/trustzone>.
- [8] Arm. 2023. *Arm Confidential Compute Architecture*. <https://www.arm.com/architecture/security-features/arm-confidential-compute-architecture>.
- [9] Arm. 2023. *Arm Realm Management Extension (RME) System Architecture*. <https://developer.arm.com/documentation/den0129/latest/>.
- [10] Gal Beniamini. 2016. TrustZone Kernel Privilege Escalation (CVE-2016-2431).
- [11] Ferdinand Brasser, Srdjan Capkun, Alexandra Dmitrienko, Tommaso Frassetto, Kari Kostiaainen, and Ahmad-Reza Sadeghi. 2019. DR. SGX: Automated and adjustable side-channel protection for SGX using data location randomization. In *Proceedings of the 35th Annual Computer Security Applications Conference*. 788–800.
- [12] Ferdinand Brasser, Lucas Davi, David Gens, Christopher Liebchen, and Ahmad-Reza Sadeghi. 2017. CAN't touch this: Software-only mitigation against rowhammer attacks targeting kernel memory. In *26th USENIX Security Symposium (USENIX Security 17)*. 117–130.
- [13] Ferdinand Brasser, David Gens, Patrick Jauernig, Ahmad-Reza Sadeghi, and Emmanuel Stapf. 2019. SANCTUARY: ARMing TrustZone with User-space Enclaves.. In *NDSS*.
- [14] Ferdinand Brasser, Urs Müller, Alexandra Dmitrienko, Kari Kostiaainen, Srdjan Capkun, and Ahmad-Reza Sadeghi. 2017. Software grand exposure: SGX cache attacks are practical. In *11th USENIX workshop on offensive technologies (WOOT 17)*.
- [15] Robert Bühren, Shay Gueron, Jan Nordholz, Jean-Pierre Seifert, and Julian Vetter. 2017. Fault attacks on encrypted general purpose compute platforms. In *Proceedings of the Seventh ACM on Conference on Data and Application Security and Privacy*. 197–204.
- [16] Robert Bühren, Hans-Niklas Jacob, Thilo Krachenfels, and Jean-Pierre Seifert. 2021. One glitch to rule them all: Fault injection attacks against amd's secure encrypted virtualization. In *Proceedings of the 2021 ACM SIGSAC Conference on Computer and Communications Security*. 2875–2889.
- [17] Claudio Canella, Daniel Genkin, Lukas Giner, Daniel Gruss, Moritz Lipp, Marina Minkin, Daniel Moghimi, Frank Piessens, Michael Schwarz, Berk Sunar, et al. 2019. Fallout: Leaking data on meltdown-resistant cpus. In *Proceedings of the 2019 ACM SIGSAC Conference on Computer and Communications Security*. 769–784.
- [18] Pierre Carru. 2017. *Attack TrustZone using Rowhammer*. https://grehack.fr/data/2017/slides/GreHack17_Attack_TrustZone_with_Rowhammer.pdf
- [19] David Cerdeira, Nuno Santos, Pedro Fonseca, and Sandro Pinto. 2020. Sok: Understanding the prevailing security vulnerabilities in trustzone-assisted tee systems. In *2020 IEEE Symposium on Security and Privacy (SP)*. IEEE, 1416–1432.
- [20] Guoxing Chen, Sanchuan Chen, Yuan Xiao, Yinqian Zhang, Zhiqiang Lin, and Ten H Lai. 2019. Sgxpectre: Stealing intel secrets from sgx enclaves via speculative execution. In *2019 IEEE European Symposium on Security and Privacy (EuroS&P)*. IEEE, 142–157.
- [21] Sanchuan Chen, Xiaokuan Zhang, Michael K Reiter, and Yinqian Zhang. 2017. Detecting privileged side-channel attacks in shielded execution with Déjà Vu. In *Proceedings of the 2017 ACM on Asia Conference on Computer and Communications Security*. 7–18.
- [22] Zitai Chen and David Oswald. 2023. PMFault: Faulting and Bricking Server CPUs through Management Interfaces: Or: A Modern Example of Halt and Catch Fire. *IACR Transactions on Cryptographic Hardware and Embedded Systems* 2023, 2 (Mar. 2023), 1–23.
- [23] Zitai Chen, Georgios Vasilakis, Kit Murdock, Edward Dean, David Oswald, and Flavio D Garcia. 2021. VoltPillager: Hardware-based fault injection attacks against Intel SGX Enclaves using the SVID voltage scaling interface. In *30th USENIX Security Symposium (USENIX Security 21)*. 699–716.
- [24] Łukasz Chmielewski and Léo Weissbart. 2021. On reverse engineering neural network implementation on GPU. In *Applied Cryptography and Network Security Workshops: ACNS 2021 Satellite Workshops, AIBlock, AIHWS, AIoT, CIMSS, Cloud S&P, SCI, SecMT, and SiMLA, Kamakura, Japan, June 21–24, 2021, Proceedings*. Springer, 96–113.
- [25] Haehyun Cho, Penghui Zhang, Donguk Kim, Jinbum Park, Choong-Hoon Lee, Ziming Zhao, Adam Doupé, and Gail-Joon Ahn. 2018. Prime+ count: Novel cross-world covert channels on arm trustzone. In *Proceedings of the 34th Annual Computer Security Applications Conference*. 441–452.

- [26] Tobias Cloosters, Michael Rodler, and Lucas Davi. 2020. TeeRex: Discovery and exploitation of memory corruption vulnerabilities in SGX enclaves. In *29th USENIX Security Symposium (USENIX Security 20)*. 841–858.
- [27] Intel Corporation. 2015. *Intel R[®] Software Guard Extensions*. https://community.intel.com/legacyfs/online/drupal_files/332680-002.pdf.
- [28] Victor Costan and Srinivas Devadas. 2016. Intel SGX explained. *Cryptology ePrint Archive* (2016).
- [29] Patrick Cronin, Xing Gao, Haining Wang, and Chase Cotton. 2021. An exploration of ARM system-level cache and GPU side channels. In *Proceedings of the 37th Annual Computer Security Applications Conference*. 784–795.
- [30] Fergus Dall, Gabrielle De Micheli, Thomas Eisenbarth, Daniel Genkin, Nadia Heninger, Ahmad Moghimi, and Yuval Yarom. 2018. Cachequote: Efficiently recovering long-term secrets of SGX EPID via cache attacks. (2018).
- [31] Yunjie Deng, Chenxu Wang, Shunchang Yu, Shiqing Liu, Zhenyu Ning, Kevin Leach, Jin Li, Shoumeng Yan, Zhengyu He, Jiannong Cao, et al. 2022. Strongbox: A gpu tee on arm endpoints. In *Proceedings of the 2022 ACM SIGSAC Conference on Computer and Communications Security*. 769–783.
- [32] Bang Di, Daokun Hu, Zhen Xie, Jianhua Sun, Hao Chen, Jinkui Ren, and Dong Li. 2021. TLB-pilot: Mitigating TLB Contention Attack on GPUs with Microarchitecture-Aware Scheduling. *ACM Transactions on Architecture and Code Optimization (TACO)* 19, 1 (2021), 1–23.
- [33] Zhao-Hui Du, Zhiwei Ying, Zhenke Ma, Yufei Mai, Phoebe Wang, Jesse Liu, and Jesse Fang. 2017. Secure encrypted virtualization is insecure. *arXiv preprint arXiv:1712.05090* (2017).
- [34] Sankha Baran Dutta, Hoda Naghibijouybari, Nael Abu-Ghazaleh, Andres Marquez, and Kevin Barker. 2021. Leaky buddies: Cross-component covert channels on integrated cpu-gpu systems. In *ACM/IEEE 48th Annual International Symposium on Computer Architecture (ISCA)*. IEEE, 972–984.
- [35] Sankha Baran Dutta, Hoda Naghibijouybari, Arjun Gupta, Nael Abu-Ghazaleh, Andres Marquez, and Kevin Barker. 2023. Spy in the GPU-box: Covert and side channel attacks on multi-GPU systems. In *Proceedings of the 50th Annual International Symposium on Computer Architecture*. 1–13.
- [36] Eric Evenchick. 2018. Rustzone: Writing trusted applications in rust. *Black Hat Asia* (2018).
- [37] Dmitry Evtvushkin, Dmitry Ponomarev, and Nael Abu-Ghazaleh. 2016. Jump over ASLR: Attacking branch predictors to bypass ASLR. In *2016 49th Annual IEEE/ACM International Symposium on Microarchitecture (MICRO)*. IEEE, 1–13.
- [38] Dmitry Evtvushkin, Dmitry Ponomarev, and Nael Abu-Ghazaleh. 2016. Understanding and mitigating covert channels through branch predictors. *ACM Transactions on Architecture and Code Optimization (TACO)* 13, 1 (2016), 1–23.
- [39] Dmitry Evtvushkin, Ryan Riley, Nael CSE Abu-Ghazaleh, ECE, and Dmitry Ponomarev. 2018. Branchscope: A new side-channel attack on directional branch predictor. *ACM SIGPLAN Notices* 53, 2 (2018), 693–707.
- [40] Shengyu Fan, Zhiwei Wang, Weizhi Xu, Rui Hou, Dan Meng, and Mingzhe Zhang. 2023. Tensorfhe: Achieving practical computation on encrypted data using gpgpu. In *2023 IEEE International Symposium on High-Performance Computer Architecture (HPCA)*. IEEE, 922–934.
- [41] Shufan Fei, Zheng Yan, Wenxiu Ding, and Haomeng Xie. 2021. Security vulnerabilities of SGX and countermeasures: A survey. *ACM Computing Surveys (CSUR)* 54, 6 (2021), 1–36.
- [42] Andrew Ferraiuolo, Andrew Baumann, Chris Hawblitzel, and Bryan Parno. 2017. Komodo: Using verification to disentangle secure-enclave hardware from software. In *Proceedings of the 26th Symposium on Operating Systems Principles*. 287–305.
- [43] Pietro Frigo, Cristiano Giuffrida, Herbert Bos, and Kaveh Razavi. 2018. Grand pwning unit: Accelerating microarchitectural attacks with the GPU. In *2018 IEEE Symposium on Security and Privacy (SP)*. IEEE, 195–210.
- [44] Yiwen Gao, Hailong Zhang, Wei Cheng, Yongbin Zhou, and Yuchen Cao. 2018. Electro-magnetic analysis of GPU-based AES implementation. In *Proceedings of the 55th Annual Design Automation Conference*. 1–6.
- [45] Tara Ghasempouri, Jaan Raik, Cezar Reinbrecht, Said Hamdioui, and Mottaqiallah Taouil. 2023. Survey on architectural attacks: A unified classification and attack model. *Comput. Surveys* 56, 2 (2023), 1–32.
- [46] Lukas Giner, Roland Czerny, Christoph Gruber, Fabian Rauscher, Andreas Kogler, Daniel De Almeida Braga, and Daniel Gruss. 2024. Generic and Automated Drive-by GPU Cache Attacks from the Browser. (2024).
- [47] Johannes Götzfried, Moritz Eckert, Sebastian Schinzel, and Tilo Müller. 2017. Cache attacks on Intel SGX. In *Proceedings of the 10th European Workshop on Systems Security*. 1–6.
- [48] Daniel Gruss, Julian Lettner, Felix Schuster, Olya Ohrimenko, Istvan Haller, and Manuel Costa. 2017. Strong and efficient cache {Side-Channel} protection using hardware transactional memory. In *26th USENIX Security Symposium (USENIX Security 17)*. 217–233.
- [49] Daniel Gruss, Clémentine Maurice, Klaus Wagner, and Stefan Mangard. 2016. Flush+ Flush: a fast and stealthy cache attack. In *Detection of Intrusions and Malware, and Vulnerability Assessment: 13th International Conference, DIMVA 2016, Spain, July 7-8, 2016*. Springer, 279–299.
- [50] Daniel Gruss, Raphael Spreitzer, and Stefan Mangard. 2015. Cache template attacks: Automating attacks on inclusive Last-Level caches. In *24th USENIX Security Symposium (USENIX Security 15)*. 897–912.
- [51] Roberto Guanciale, Hamed Nemat, Christoph Baumann, and Mads Dam. 2016. Cache storage channels: Alias-driven attacks and verified countermeasures. In *2016 IEEE Symposium on Security and Privacy (SP)*. IEEE, 38–55.
- [52] Roberto Guanciale, Nicolae Paladi, and Arash Vahidi. 2022. SoK: Confidential quartet-Comparison of platforms for virtualization-based confidential computing. In *2022 IEEE International Symposium on Secure and Private Execution Environment Design (SEED)*. IEEE, 109–120.
- [53] Jago Gyselinck, Jo Van Bulck, Frank Piessens, and Raoul Strackx. 2018. Off-limits: Abusing legacy x86 memory segmentation to spy on enclaved execution. In *Engineering Secure Software and Systems: 10th International Symposium, ESSoS 2018, France, June 26-27, 2018*. Springer, 44–60.
- [54] J. Alex Halderman, Seth D. Schoen, Nadia Heninger, William Clarkson, William Paul, Joseph A. Calandrino, Ariel J. Feldman, Jacob Appelbaum, and Edward W. Felten. [n. d.]. Lest We Remember: Cold Boot Attacks on Encryption Keys. In *17th USENIX Security Symposium (USENIX Security 08)*.

- [55] Wenjian HE, Wei Zhang, Sharad Sinha, and Sanjeev Das. 2020. Igpu leak: An information leakage vulnerability on intel integrated gpu. In *2020 25th Asia and South Pacific Design Automation Conference (ASP-DAC)*. IEEE, 56–61.
- [56] Felicitas Hetzelt and Robert Buhren. 2017. Security analysis of encrypted virtual machines. *ACM SIGPLAN Notices* 52, 7 (2017), 129–142.
- [57] Peter Horvath, Lukasz Chmielewski, Leo Weissbart, Lejla Batina, and Yuval Yarom. 2023. BarraCUDA: Bringing Electromagnetic Side Channel Into Play to Steal the Weights of Neural Networks from NVIDIA GPUs. *arXiv preprint arXiv:2312.07783* (2023).
- [58] Shohreh Hosseinzadeh, Hans Liljestrand, Ville Leppänen, and Andrew Paverd. 2018. Mitigating branch-shadowing attacks on intel sgx using control flow randomization. In *Proceedings of the 3rd Workshop on System Software for Trusted Execution*. 42–47.
- [59] Xing Hu, Ling Liang, Shuangchen Li, Lei Deng, Pengfei Zuo, Yu Ji, Xinfeng Xie, Yufei Ding, Chang Liu, Timothy Sherwood, et al. 2020. Deepsniffer: A dnn model extraction framework based on learning architectural hints. In *Proceedings of the Twenty-Fifth International Conference on Architectural Support for Programming Languages and Operating Systems*. 385–399.
- [60] Tyler Hunt, Zhipeng Jia, Vance Miller, Ariel Szekely, Yige Hu, Christopher J Rossbach, and Emmett Witchel. 2020. Telekine: Secure computing with cloud GPUs. In *17th USENIX Symposium on Networked Systems Design and Implementation (NSDI 20)*. 817–833.
- [61] Tianlin Huo, Xiaoni Meng, Wenhao Wang, Chunliang Hao, Pei Zhao, Jian Zhai, and Mingshu Li. 2020. Bluethunder: A 2-level directional predictor based side-channel attack against sgx. *IACR Transactions on Cryptographic Hardware and Embedded Systems* (2020), 321–347.
- [62] Intel. 2023. *Intel Multi-Key Total Memory Encryption*. <https://www.intel.com/content/dam/www/central-libraries/us/en/documents/2022-10/intel-total-memory-encryption-multi-key-whitepaper.pdf>.
- [63] Intel. 2023. *Intel Trust Domain Extensions (Intel TDX)*. <https://www.intel.com/content/www/us/en/developer/tools/trust-domain-extensions/overview.html>.
- [64] Intel. 2024. *Intel Mesa 3D Graphics Library*. <https://docs.mesa3d.org/systems.html>.
- [65] Andrei Ivanov, Benjamin Rothenberger, Arnaud Dethise, Marco Canini, Torsten Hoefer, and Adrian Perrig. 2023. SAGE: Software-based Attestation for GPU Execution. In *2023 USENIX Annual Technical Conference (USENIX ATC 23)*. 485–499.
- [66] Insu Jang, Adrian Tang, Taehoon Kim, Simha Sethumadhavan, and Jaehyuk Huh. 2019. Heterogeneous isolated execution for commodity gpus. In *Proceedings of the Twenty-Fourth International Conference on Architectural Support for Programming Languages and Operating Systems*. 455–468.
- [67] Jinsoo Jang and Brent Byunghoon Kang. 2018. Retrofitting the partially privileged mode for TEE communication channel protection. *IEEE Transactions on Dependable and Secure Computing* 17, 5 (2018), 1000–1014.
- [68] Jin Soo Jang, Sunjune Kong, Minsu Kim, Daegyeong Kim, and Brent Byunghoon Kang. 2015. Secret: Secure channel between rich execution environment and trusted execution environment.. In *NDSS*. 1–15.
- [69] Yeongjin Jang, Jaehyuk Lee, Sangho Lee, and Taesoo Kim. 2017. SGX-Bomb: Locking down the processor via Rowhammer attack. In *Proceedings of the 2nd Workshop on System Software for Trusted Execution*. 1–6.
- [70] Neha Jawalkar, Kanav Gupta, Arkaprava Basu, Nishanth Chandran, Divya Gupta, and Rahul Sharma. 2023. Orca: FSS-based secure training with GPUs. *Cryptology ePrint Archive* (2023).
- [71] Jianyu Jiang, Ji Qi, Tianxiang Shen, Xusheng Chen, Shixiong Zhao, Sen Wang, Li Chen, Gong Zhang, Xiapu Luo, and Heming Cui. 2022. CRONUS: Fault-isolated, secure and high-performance heterogeneous computing for trusted execution environment. In *2022 55th IEEE/ACM International Symposium on Microarchitecture (MICRO)*. IEEE, 124–143.
- [72] Zhen Hang Jiang, Yungsi Fei, and David Kaeli. 2016. A complete key recovery timing attack on a GPU. In *2016 IEEE International symposium on high performance computer architecture (HPCA)*. IEEE, 394–405.
- [73] Zhen Hang Jiang, Yungsi Fei, and David Kaeli. 2017. A novel side-channel timing attack on GPUs. In *Proceedings of the on Great Lakes Symposium on VLSI 2017*. 167–172.
- [74] Gurunath Kadam, Danfeng Zhang, and Adwait Jog. 2018. Rcoal: mitigating gpu timing attack via subwarp-based randomized coalescing techniques. In *2018 IEEE international symposium on high performance computer architecture (HPCA)*. IEEE, 156–167.
- [75] Gurunath Kadam, Danfeng Zhang, and Adwait Jog. 2020. Bcoal: Bucketing-based memory coalescing for efficient and secure gpus. In *2020 IEEE International Symposium on High Performance Computer Architecture (HPCA)*. IEEE, 570–581.
- [76] David Kaplan. 2017. Protecting VM register state with SEV-ES. *White paper* (2017), 13.
- [77] Zijo Kenjar, Tommaso Frassetto, David Gens, Michael Franz, and Ahmad-Reza Sadeghi. 2020. VOLTpwn: Attacking x86 processor integrity from software. In *29th USENIX Security Symposium (USENIX Security 20)*. 1445–1461.
- [78] Mustakimur Rahman Khandaker, Yueqiang Cheng, Zhi Wang, and Tao Wei. 2020. COIN attacks: On insecurity of enclave untrusted interfaces in SGX. In *Proceedings of the 25th International Conference on Architectural Support for Programming Languages and Operating Systems*. 971–985.
- [79] Ashfaq A. Khokhar, Viktor K. Prasanna, Muhammad E. Shaaban, and C-L Wang. 1993. Heterogeneous computing: Challenges and opportunities. *Computer* 26, 6 (1993), 18–27.
- [80] Deokjin Kim, Daehee Jang, Minjoon Park, Yunjong Jeong, Jonghwan Kim, Seokjin Choi, and Brent Byunghoon Kang. 2019. SGX-LEGO: Fine-grained SGX controlled-channel attack and its countermeasure. *computers & security* 82 (2019), 118–139.
- [81] Paul Kocher, Jann Horn, Anders Fogh, Daniel Genkin, Daniel Gruss, Werner Haas, Mike Hamburg, Moritz Lipp, Stefan Mangard, Thomas Prescher, et al. 2020. Spectre attacks: Exploiting speculative execution. *Commun. ACM* 63, 7 (2020), 93–101.
- [82] Daniel Komaromy. 2018. *Unbox Your Phone*. <https://medium.com/taszksec/unbox-your-phone-part-i-331bbf44c30c>
- [83] Jingfei Kong, Onur Aciçmez, Jean-Pierre Seifert, and Huiyang Zhou. 2009. Hardware-software integrated approaches to defend against software cache-based side channel attacks. In *2009 IEEE 15th international symposium on high performance computer architecture*. IEEE, 393–404.

- [84] Esmail Mohammadian Koruyeh, Khaled N Khasawneh, Chengyu Song, and Nael Abu-Ghazaleh. 2018. Spectre returns! speculation attacks using the return stack buffer. In *12th USENIX Workshop on Offensive Technologies (WOOT 18)*.
- [85] Dayeol Lee, Dongha Jung, Ian T. Fang, Chia che Tsai, and Raluca Ada Popa. 2020. An Off-Chip Attack on Hardware Enclaves via the Memory Bus. In *29th USENIX Security Symposium (USENIX Security '20)*. 487–504.
- [86] Sunho Lee, Jungwoo Kim, Seonjin Na, Jongse Park, and Jaehyuk Huh. 2022. Tnpu: Supporting trusted execution with tree-less integrity protection for neural processing unit. In *2022 IEEE International Symposium on High-Performance Computer Architecture (HPCA)*. IEEE, 229–243.
- [87] Sangho Lee, Youngsok Kim, Jangwoo Kim, and Jong Kim. 2014. Stealing webpages rendered on your browser by exploiting GPU vulnerabilities. In *2014 IEEE Symposium on Security and Privacy*. IEEE, 19–33.
- [88] Sangho Lee, Ming-Wei Shih, Prasun Gera, Taesoo Kim, Hyesoon Kim, and Marcus Peinado. 2017. Inferring fine-grained control flow inside SGX enclaves with branch shadowing. In *26th USENIX Security Symposium (USENIX Security 17)*. 557–574.
- [89] Matthew Lentz, Rijurekha Sen, Peter Druschel, and Bobby Bhattacharjee. 2018. Secloak: Arm trustzone-based mobile peripheral control. In *Proceedings of the 16th Annual International Conference on Mobile Systems, Applications, and Services*. 1–13.
- [90] Mengyuan Li. 2022. *Understanding and Exploiting Design Flaws of AMD Secure Encrypted Virtualization*. The Ohio State University.
- [91] Mengyuan Li, Yuheng Yang, Guoxing Chen, Mengjia Yan, and Yinqian Zhang. 2024. SoK: Understanding Designs Choices and Pitfalls of Trusted Execution Environments. (2024).
- [92] Mengyuan Li, Yinqian Zhang, and Zhiqiang Lin. 2021. Crossline: Breaking" security-by-crash" based memory isolation in amd sev. In *Proceedings of the 2021 ACM SIGSAC Conference on Computer and Communications Security*. 2937–2950.
- [93] Mengyuan Li, Yinqian Zhang, Huibo Wang, Kang Li, and Yueqiang Cheng. 2021. CIPHERLEAKS: Breaking Constant-time Cryptography on AMDSEV via the Ciphertext Side Channel. In *30th USENIX Security Symposium (USENIX Security 21)*. 717–732.
- [94] Mengyuan Li, Yinqian Zhang, Huibo Wang, Kang Li, and Yueqiang Cheng. 2021. TLB Poisoning Attacks on AMD Secure Encrypted Virtualization. In *Proceedings of the 37th Annual Computer Security Applications Conference*. 609–619.
- [95] Sisheng Liang, Zihao Zhan, Fan Yao, Long Cheng, and Zhenkai Zhang. 2022. Clairvoyance: exploiting far-field em emanations of gpu to" see" your dnn models through obstacles at a distance. In *2022 IEEE Security and Privacy Workshops (SPW)*. IEEE, 312–322.
- [96] Zhen Lin, Utkarsh Mathur, and Huiyang Zhou. 2019. Scatter-and-gather revisited: High-performance side-channel-resistant AES on GPUs. In *Proceedings of the 12th Workshop on General Purpose Processing Using GPUs*. 2–11.
- [97] Moritz Lipp, Daniel Gruss, Raphael Spreitzer, Clémentine Maurice, and Stefan Mangard. 2016. ARMageddon: Cache attacks on mobile devices. In *25th USENIX Security Symposium (USENIX Security 16)*. 549–564.
- [98] Moritz Lipp, Andreas Kogler, David Oswald, Michael Schwarz, Catherine Easdon, Claudio Canella, and Daniel Gruss. 2021. PLATYPUS: Software-based power side-channel attacks on x86. In *2021 IEEE Symposium on Security and Privacy (SP)*. IEEE, 355–371.
- [99] Moritz Lipp, Michael Schwarz, Daniel Gruss, Thomas Prescher, Werner Haas, Jann Horn, Stefan Mangard, Paul Kocher, Daniel Genkin, Yuval Yarom, et al. 2020. Meltdown: Reading kernel memory from user space. *Commun. ACM* 63, 6 (2020), 46–56.
- [100] Chen Liu, Abhishek Chakraborty, Nikhil Chawla, and Neer Roggel. 2022. Frequency Throttling Side-Channel Attack. In *Proceedings of the 2022 ACM SIGSAC Conference on Computer and Communications Security*. 1977–1991.
- [101] Fangfei Liu, Qian Ge, Yuval Yarom, Frank McKeen, Carlos Rozas, Gernot Heiser, and Ruby B Lee. 2016. Catalyst: Defeating last-level cache side channel attacks in cloud computing. In *2016 IEEE international symposium on high performance computer architecture (HPCA)*. IEEE, 406–418.
- [102] Fangfei Liu, Yuval Yarom, Qian Ge, Gernot Heiser, and Ruby B Lee. 2015. Last-level cache side-channel attacks are practical. In *2015 IEEE symposium on security and privacy*. IEEE, 605–622.
- [103] Chao Luo, Yungsi Fei, and David Kaeli. 2019. Side-channel timing attack of RSA on a GPU. *ACM Transactions on Architecture and Code Optimization (TACO)* 16, 3 (2019), 1–18.
- [104] Chao Luo, Yungsi Fei, Pei Luo, Saoni Mukherjee, and David Kaeli. 2015. Side-channel power analysis of a GPU AES implementation. In *2015 33rd IEEE International Conference on Computer Design (ICCD)*. IEEE, 281–288.
- [105] Dina G Mahmoud, Vincent Lenders, and Mirjana Stojilović. 2022. Electrical-level attacks on CPUs, FPGAs, and GPUs: Survey and implications in the heterogeneous era. *ACM Computing Surveys (CSUR)* 55, 3 (2022), 1–40.
- [106] Haohui Mai, Jiacheng Zhao, Hongren Zheng, Yiyang Zhao, Zibin Liu, Mingyu Gao, Cong Wang, Huimin Cui, Xiaobing Feng, and Christos Kozyrakis. 2023. Honeycomb: Secure and Efficient GPU Executions via Static Validation. In *17th USENIX Symposium on Operating Systems Design and Implementation (OSDI 23)*. 155–172.
- [107] Henrique Teles Maia, Chang Xiao, Dingzeyu Li, Eitan Grinspun, and Changxi Zheng. 2022. Can one hear the shape of a neural network?: Snooping the GPU via Magnetic Side Channel. In *USENIX Security Symposium*. 4383–4400.
- [108] Stefan Mangard, Elisabeth Oswald, and Thomas Popp. 2008. *Power analysis attacks: Revealing the secrets of smart cards*. Vol. 31. Springer Science & Business Media.
- [109] Clémentine Maurice, Christoph Neumann, Olivier Heen, and Aurélien Francillon. 2014. Confidentiality issues on a GPU in a virtualized environment. In *Financial Cryptography and Data Security: 18th International Conference, FC 2014, Christ Church, Barbados, March 3-7, 2014, Revised Selected Papers 18*. Springer, 119–135.
- [110] Pratyush Mishra, Ryan Lehmkuhl, Akshayaram Srinivasan, Wenting Zheng, and Raluca Ada Popa. 2020. Delphi: A cryptographic inference system for neural networks. In *Proceedings of the 2020 Workshop on Privacy-Preserving Machine Learning in Practice*. 27–30.

- [111] Sparsh Mittal and Jeffrey S Vetter. 2015. A survey of CPU-GPU heterogeneous computing techniques. *ACM Computing Surveys (CSUR)* 47, 4 (2015), 1–35.
- [112] Ahmad Moghimi, Gorka Irazoqui, and Thomas Eisenbarth. 2017. Cachezoom: How SGX amplifies the power of cache attacks. In *Cryptographic Hardware and Embedded Systems—CHES 2017: 19th International Conference, Taipei, Taiwan, September 25–28, 2017, Proceedings*. Springer, 69–90.
- [113] Ahmad Moghimi, Jan Wichelmann, Thomas Eisenbarth, and Berk Sunar. 2019. Memjam: A false dependency attack against constant-time crypto implementations. *International Journal of Parallel Programming* 47 (2019), 538–570.
- [114] Mathias Morbitzer, Manuel Huber, Julian Horsch, and Sascha Wessel. 2018. SEVered: Subverting AMD’s virtual machine encryption. In *Proceedings of the 11th European Workshop on Systems Security*. 1–6.
- [115] Mathias Morbitzer, Sergej Proskurin, Martin Radev, Marko Dorffhuber, and Erick Quintanar Salas. 2021. Severity: Code injection attacks against encrypted virtual machines. In *2021 IEEE Security and Privacy Workshops (SPW)*. IEEE, 444–455.
- [116] David N Muchene, Klevis Luli, and Craig A Shue. 2013. Reporting insider threats via covert channels. In *2013 IEEE Security and Privacy Workshops*. IEEE, 68–71.
- [117] Kit Murdock, David Oswald, Flavio D Garcia, Jo Van Bulck, Daniel Gruss, and Frank Piessens. 2020. Plundervolt: Software-based fault injection attacks against Intel SGX. In *2020 IEEE Symposium on Security and Privacy (SP)*. IEEE, 1466–1482.
- [118] Hoda Naghibijouybari, Khaled N Khasawneh, and Nael Abu-Ghazaleh. 2017. Constructing and characterizing covert channels on gpgpus. In *Proceedings of the 50th Annual IEEE/ACM International Symposium on Microarchitecture*. 354–366.
- [119] Hoda Naghibijouybari, Esmail Mohammadian Koruyeh, and Nael Abu-Ghazaleh. 2022. Microarchitectural attacks in heterogeneous systems: A survey. *Comput. Surveys* 55, 7 (2022), 1–40.
- [120] Hoda Naghibijouybari, Ajaya Neupane, Zhiyun Qian, and Nael Abu-Ghazaleh. 2018. Rendered insecure: Gpu side channel attacks are practical. In *Proceedings of the 2018 ACM SIGSAC conference on computer and communications security*. 2139–2153.
- [121] Ajay Nayak, Vinod Ganapathy, and Arkaprava Basu. 2021. (Mis) managed: A novel TLB-based covert channel on GPUs. In *Proceedings of the 2021 ACM Asia Conference on Computer and Communications Security*. 872–885.
- [122] Lucien KL Ng and Sherman SM Chow. 2021. GForce: GPU-Friendly oblivious and rapid neural network inference. In *30th USENIX Security Symposium (USENIX Security 21)*. 2147–2164.
- [123] Alexander Nilsson, Pegah Nikbakht Bideh, and Joakim Brorsson. 2020. A survey of published attacks on Intel SGX. *arXiv preprint arXiv:2006.13598* (2020).
- [124] NVIDIA. 2022. *NVIDIA confidential computing*. <https://www.nvidia.com/en-us/data-center/solutions/confidentialcomputing/>.
- [125] NVIDIA. 2022. *NVIDIA H100 Tensor Core GPU Architecture*. <https://resources.nvidia.com/en-us-data-center-overview-mc/en-us-data-center-overview/gtc22-whitepaper-hopper?pfldid=17841&lb-mode=preview>.
- [126] Olga Ohrimenko, Felix Schuster, Cédric Fournet, Aastha Mehta, Sebastian Nowozin, Kapil Vaswani, and Manuel Costa. 2016. Oblivious Multi-Party machine learning on trusted processors. In *25th USENIX Security Symposium (USENIX Security 16)*. 619–636.
- [127] Dag Arne Osvik, Adi Shamir, and Eran Tromer. 2006. Cache attacks and countermeasures: the case of AES. In *Topics in Cryptology—CT-RSA 2006: The Cryptographers’ Track at the RSA Conference 2006, San Jose, CA, USA, February 13–17, 2005. Proceedings*. Springer, 1–20.
- [128] Roberto Di Pietro, Flavio Lombardi, and Antonio Villani. 2016. CUDA leaks: a detailed hack for CUDA and a (partial) fix. *ACM Transactions on Embedded Computing Systems (TECS)* 15, 1 (2016), 1–25.
- [129] Sandro Pinto and Nuno Santos. 2019. Demystifying arm trustzone: A comprehensive survey. *ACM computing surveys (CSUR)* 51, 6 (2019), 1–36.
- [130] Rishabh Poddar, Ganesh Ananthanarayanan, Srinath Setty, Stavros Volos, and Raluca Ada Popa. 2020. Visor: Privacy-Preserving video analytics as a cloud service. In *29th USENIX Security Symposium (USENIX Security 20)*. 1039–1056.
- [131] Pengfei Qiu, Dongsheng Wang, Yongqiang Lyu, Ruidong Tian, Chunlu Wang, and Gang Qu. 2020. Voltjockey: A new dynamic voltage scaling-based fault injection attack on intel sgx. *IEEE Transactions on Computer-Aided Design of Integrated Circuits and Systems* 40, 6 (2020), 1130–1143.
- [132] Hany Ragab, Alyssa Milburn, Kaveh Razavi, Herbert Bos, and Cristiano Giuffrida. 2021. Crosstalk: Speculative data leaks across cores are real. In *2021 IEEE Symposium on Security and Privacy (SP)*. IEEE, 1852–1867.
- [133] Keegan Ryan. 2019. Hardware-backed heist: Extracting ECDSA keys from qualcomm’s trustzone. In *Proceedings of the 2019 ACM SIGSAC Conference on Computer and Communications Security*. 181–194.
- [134] Majid Sabbagh, Yunsu Fei, and David Kaeli. 2020. A novel GPU overdrive fault attack. In *2020 57th ACM/IEEE Design Automation Conference (DAC)*. IEEE, 1–6.
- [135] Majid Sabbagh, Yunsu Fei, and David Kaeli. 2021. Gpu overdrive fault attacks on neural networks. In *2021 IEEE/ACM International Conference On Computer Aided Design (ICCAD)*. IEEE, 1–8.
- [136] Fernando F dos Santos, Josie E Rodriguez Condia, Luigi Carro, Matteo Sonza Reorda, and Paolo Rech. 2021. Revealing gpus vulnerabilities by combining register-transfer and software-level fault injection. In *2021 51st Annual IEEE/IFIP International Conference on Dependable Systems and Networks (DSN)*. IEEE, 292–304.
- [137] Benedict Schlüter, Supraja Sridhara, Andrin Bertschi, and Shweta Shinde. 2024. WeSee: Using Malicious# VC Interrupts to Break AMD SEV-SNP. *arXiv preprint arXiv:2404.03526* (2024).
- [138] Benedict Schlüter, Supraja Sridhara, Mark Kuhne, Andrin Bertschi, and Shweta Shinde. 2024. Heckler: Breaking Confidential VMs with Malicious Interrupts. In *USENIX Security*.

- [139] Michael Schwarz, Moritz Lipp, Daniel Moghimi, Jo Van Bulck, Julian Stecklina, Thomas Prescher, and Daniel Gruss. 2019. ZombieLoad: Cross-privilege-boundary data sampling. In *Proceedings of the 2019 ACM SIGSAC Conference on Computer and Communications Security*. 753–768.
- [140] Michael Schwarz, Samuel Weiser, Daniel Gruss, Clémentine Maurice, and Stefan Mangard. 2017. Malware guard extension: Using SGX to conceal cache attacks. In *Detection of Intrusions and Malware, and Vulnerability Assessment: 14th International Conference, DIMVA 2017, Bonn, Germany, July 6–7, 2017, Proceedings 14*. Springer, 3–24.
- [141] Jaebaek Seo, Byoungyoung Lee, Seong Min Kim, Ming-Wei Shih, Insik Shin, Dongsu Han, and Taesoo Kim. 2017. SGX-shield: Enabling address space layout randomization for SGX programs. In *NDSS*.
- [142] AMD Sev-Snp. 2020. Strengthening VM isolation with integrity protection and more. *White Paper, January* 53 (2020), 1450–1465.
- [143] Ali Shafiee, Akhila Gundu, Manjunath Shevgoor, Rajeev Balasubramanian, and Mohit Tiwari. 2015. Avoiding information leakage in the memory controller with fixed service policies. In *Proceedings of the 48th International Symposium on Microarchitecture*. 89–101.
- [144] Di Shen. 2015. Exploiting trustzone on android. *Black Hat USA 2* (2015), 267–280.
- [145] Shaohuai Shi, Qiang Wang, Pengfei Xu, and Xiaowen Chu. 2016. Benchmarking state-of-the-art deep learning software tools. In *2016 7th International Conference on Cloud Computing and Big Data (CCBD)*. IEEE, 99–104.
- [146] Ming-Wei Shih, Sangho Lee, Taesoo Kim, and Marcus Peinado. 2017. T-SGX: Eradicating Controlled-Channel Attacks Against Enclave Programs. In *NDSS*.
- [147] Shweta Shinde, Zheng Leong Chua, Viswesh Narayanan, and Prateek Saxena. 2016. Preventing page faults from telling your secrets. In *Proceedings of the 11th ACM on Asia Conference on Computer and Communications Security*. 317–328.
- [148] Amit Mazumder Shuvo, Tao Zhang, Farimah Farahmandi, and Mark Tehranipoor. 2023. A Comprehensive Survey on Non-Invasive Fault Injection Attacks. *Cryptology ePrint Archive* (2023).
- [149] Chad Spensky, Aravind Machiry, Nathan Burrow, Hamed Okhravi, Rick Housley, Zhongshu Gu, Hani Jamjoom, Christopher Kruegel, and Giovanni Vigna. 2021. Glitching demystified: analyzing control-flow-based glitching attacks and defenses. In *2021 51st Annual IEEE/IFIP International Conference on Dependable Systems and Networks (DSN)*. IEEE, 400–412.
- [150] He Sun, Kun Sun, Yuewu Wang, Jiwu Jing, and Haining Wang. 2015. Trustice: Hardware-assisted isolated computing environments on mobile devices. In *2015 45th Annual IEEE/IFIP International Conference on Dependable Systems and Networks*. IEEE, 367–378.
- [151] Rihui Sun, Pengfei Qiu, Yongqiang Lyu, Jian Dong, Haixia Wang, Dongsheng Wang, and Gang Qu. 2023. Lightning: Leveraging DVFS-induced Transient Fault Injection to Attack Deep Learning Accelerator of GPUs. *ACM Transactions on Design Automation of Electronic Systems* 29, 1 (2023).
- [152] Sijun Tan, Brian Knott, Yuan Tian, and David J Wu. 2021. CryptGPU: Fast privacy-preserving machine learning on the GPU. In *2021 IEEE Symposium on Security and Privacy (SP)*. IEEE, 1021–1038.
- [153] Hritvik Taneja, Jason Kim, Jie Jeff Xu, Stephan Van Schaik, Daniel Genkin, and Yuval Yarom. 2023. Hot Pixels: Frequency, Power, and Temperature Attacks on GPUs and Arm SoCs. In *32nd USENIX Security Symposium (USENIX Security 23)*. 6275–6292.
- [154] Adrian Tang, Simha Sethumadhavan, and Salvatore Stolfo. 2017. CLKSCREW: Exposing the perils of Security-Oblivious energy management. In *26th USENIX Security Symposium (USENIX Security 17)*. 1057–1074.
- [155] Eran Tromer, Dag Arne Osvik, and Adi Shamir. 2010. Efficient cache attacks on AES, and countermeasures. *Journal of Cryptology* 23 (2010), 37–71.
- [156] Jo Van Bulck, Marina Minkin, Ofir Weisse, Daniel Genkin, Baris Kasikci, Frank Piessens, Mark Silberstein, Thomas F Wenisch, Yuval Yarom, and Raoul Strackx. 2018. Foreshadow: Extracting the keys to the intel SGX kingdom with transient Out-of-Order execution. In *27th USENIX Security Symposium (USENIX Security 18)*. 991–1008.
- [157] Jo Van Bulck, David Oswald, Eduard Marin, Abdulla Aldoseri, Flavio D Garcia, and Frank Piessens. 2019. A tale of two worlds: Assessing the vulnerability of enclave shielding runtimes. In *Proceedings of the 2019 ACM SIGSAC Conference on Computer and Communications Security*. 1741–1758.
- [158] Jo Van Bulck, Frank Piessens, and Raoul Strackx. 2017. SGX-Step: A practical attack framework for precise enclave execution control. In *Proceedings of the 2nd Workshop on System Software for Trusted Execution*. 1–6.
- [159] Jo Van Bulck, Nico Weichbrodt, Rüdiger Kapitza, Frank Piessens, and Raoul Strackx. 2017. Telling your secrets without page faults: Stealthy page Table-Based attacks on enclaved execution. In *26th USENIX Security Symposium (USENIX Security 17)*. 1041–1056.
- [160] Stephan Van Schaik, Andrew Kwong, Daniel Genkin, and Yuval Yarom. 2020. SGAXe: How SGX fails in practice.
- [161] Stephan Van Schaik, Alyssa Milburn, Sebastian Österlund, Pietro Frigo, Giorgi Maisuradze, Kaveh Razavi, Herbert Bos, and Cristiano Giuffrida. 2019. RIDL: Rogue in-flight data load. In *2019 IEEE Symposium on Security and Privacy (SP)*. IEEE, 88–105.
- [162] Stavros Volos, Kapil Vaswani, and Rodrigo Bruno. 2018. Graviton: Trusted execution environments on GPUs. In *13th USENIX Symposium on Operating Systems Design and Implementation (OSDI 18)*. 681–696.
- [163] Chenxu Wang, Fengwei Zhang, Yunjie Deng, Kevin Leach, Jiannong Cao, Zhenyu Ning, Shoumeng Yan, and Zhengyu He. 2024. CAGE: Complementing Arm CCA with GPU Extensions. In *Proceedings of the 31st Annual Network and Distributed System Security Symposium*.
- [164] Huibo Wang, Pei Wang, Yu Ding, Mingshen Sun, Yiming Jing, Ran Duan, Long Li, Yulong Zhang, Tao Wei, and Zhiqiang Lin. 2019. Towards memory safe enclave programming with rust-sgx. In *Proceedings of the 2019 ACM SIGSAC Conference on Computer and Communications Security*. 2333–2350.
- [165] Qifan Wang, Shujie Cui, Lei Zhou, Ocean Wu, Yonghua Zhu, and Giovanni Russello. 2022. Enclavetree: Privacy-preserving data stream training and inference using tee. In *Proceedings of the 2022 ACM on Asia Conference on Computer and Communications Security*. 741–755.

- [166] Wenhao Wang, Guoxing Chen, Xiaorui Pan, Yinqian Zhang, XiaoFeng Wang, Vincent Bindschaedler, Haixu Tang, and Carl A Gunter. 2017. Leaky cauldron on the dark land: Understanding memory side-channel hazards in SGX. In *Proceedings of the 2017 ACM SIGSAC Conference on Computer and Communications Security*. 2421–2434.
- [167] Yao Wang, Andrew Ferraiuolo, and G Edward Suh. 2014. Timing channel protection for a shared memory controller. In *2014 IEEE 20th International Symposium on High Performance Computer Architecture (HPCA)*. IEEE, 225–236.
- [168] Yingchen Wang, Riccardo Paccagnella, Zhao Gang, Willy R Vasquez, David Kohlbrenner, Hovav Shacham, and Christopher W Fletcher. 2024. GPU.zip: On the Side-Channel Implications of Hardware-Based Graphical Data Compression. In *2024 IEEE Symposium on Security and Privacy (SP)*. 84–84.
- [169] Yingchen Wang, Riccardo Paccagnella, Elizabeth Tang He, Hovav Shacham, Christopher W. Fletcher, and David Kohlbrenner. 2022. Hertzbleed: Turning Power Side-Channel Attacks Into Remote Timing Attacks on x86. In *31st USENIX Security Symposium (USENIX Security 22)*. Boston, MA, 679–697.
- [170] Zhenghong Wang and Ruby B Lee. 2007. New cache designs for thwarting software cache-based side channel attacks. In *Proceedings of the 34th annual international symposium on Computer architecture*. 494–505.
- [171] Zhendong Wang, Rujia Wang, Zihang Jiang, Xulong Tang, Shouyi Yin, and Yang Hu. 2021. Towards a secure integrated heterogeneous platform via cooperative CPU/GPU encryption. In *2021 IEEE 30th Asian Test Symposium (ATS)*. IEEE, 115–120.
- [172] Jean-Luc Watson, Sameer Wagh, and Raluca Ada Popa. 2022. Piranha: A GPU platform for secure computation. In *31st USENIX Security Symposium (USENIX Security 22)*. 827–844.
- [173] Junyi Wei, Yicheng Zhang, Zhe Zhou, Zhou Li, and Mohammad Abdullah Al Faruque. 2020. Leaky dnn: Stealing deep-learning model secret with gpu context-switching side-channel. In *2020 50th Annual IEEE/IFIP International Conference on Dependable Systems and Networks (DSN)*. IEEE, 125–137.
- [174] Luca Wilke, Jan Wichelmann, Mathias Morbitzer, and Thomas Eisenbarth. 2020. Sevurity: No security without integrity: Breaking integrity-free memory encryption with minimal assumptions. In *2020 IEEE Symposium on Security and Privacy (SP)*. IEEE, 1483–1496.
- [175] Luca Wilke, Jan Wichelmann, Anja Rabich, and Thomas Eisenbarth. 2024. SEV-Step A Single-Stepping Framework for AMD-SEV. *IACR Transactions on Cryptographic Hardware and Embedded Systems* 2024, 1 (2024), 180–206.
- [176] Wenjie Xiong and Jakub Szefer. 2021. Survey of transient execution attacks and their mitigations. *ACM Computing Surveys (CSUR)* 54, 3 (2021), 1–36.
- [177] Yuanzhong Xu, Weidong Cui, and Marcus Peinado. 2015. Controlled-channel attacks: Deterministic side channels for untrusted operating systems. In *2015 IEEE Symposium on Security and Privacy*. IEEE, 640–656.
- [178] Boyuan Yang, Ruihong Chen, Kai Huang, Jun Yang, and Wei Gao. 2022. Eavesdropping user credentials via GPU side channels on smartphones. In *Proceedings of the 27th ACM International Conference on Architectural Support for Programming Languages and Operating Systems*. 285–299.
- [179] Yuval Yarom and Katrina Falkner. 2014. FLUSH+ RELOAD: A high resolution, low noise, l3 cache Side-Channel attack. In *23rd USENIX security symposium (USENIX security 14)*. 719–732.
- [180] Ardhi Wiratama Baskara Yudha, Jake Meyer, Shougang Yuan, Huiyang Zhou, and Yan Solihin. 2022. LITE: a low-cost practical inter-operable GPU TEE. In *Proceedings of the 36th ACM International Conference on Supercomputing*. 1–13.
- [181] Min Hong Yun and Lin Zhong. 2019. Ginseng: Keeping Secrets in Registers When You Distrust the Operating System.. In *NDSS*.
- [182] Zihao Zhan, Zhenkai Zhang, Sisheng Liang, Fan Yao, and Xenofon Koutsoukos. 2022. Graphics peeping unit: Exploiting em side-channel information of gpus to eavesdrop on your neighbors. In *2022 IEEE Symposium on Security and Privacy (SP)*. IEEE, 1440–1457.
- [183] Ning Zhang, He Sun, Kun Sun, Wenjing Lou, and Y Thomas Hou. 2016. CacheKit: Evading memory introspection using cache incoherence. In *2016 IEEE European Symposium on Security and Privacy (EuroS&P)*. IEEE, 337–352.
- [184] Ning Zhang, Kun Sun, Wenjing Lou, and Y Thomas Hou. 2016. Case: Cache-assisted secure execution on arm processors. In *2016 IEEE Symposium on Security and Privacy (SP)*. IEEE, 72–90.
- [185] Ning Zhang, Kun Sun, Deborah Shands, Wenjing Lou, and Y Thomas Hou. 2016. Truspy: Cache side-channel information leakage from the secure world on arm devices. *Cryptology ePrint Archive* (2016).
- [186] Ruiyi Zhang, CISP Helmholz Center, Lukas Gerlach, Daniel Weber, Lorenz Hetterich, Youheng Lü, Andreas Kogler, and Michael Schwarz. 2024. CacheWarp: Software-based Fault Injection using Selective State Reset. (2024).
- [187] Zhenkai Zhang, Tyler Allen, Fan Yao, Xing Gao, and Rong Ge. 2023. TunnelEs for Bootlegging: Fully Reverse-Engineering GPU TLBs for Challenging Isolation Guarantees of NVIDIA MIG. In *Proceedings of the 2023 ACM SIGSAC Conference on Computer and Communications Security*. 960–974.
- [188] Wu Zhenyu, Xu Zhang, and H Wang. 2012. Whispers in the hyper-space: high-speed covert channel attacks in the cloud. In *USENIX Security symposium*. 159–173.
- [189] Zhe Zhou, Wenrui Diao, Xiangyu Liu, Zhou Li, Kehuan Zhang, and Rui Liu. 2016. Vulnerable gpu memory management: towards recovering raw data from gpu. *arXiv preprint arXiv:1605.06610* (2016).
- [190] Jianping Zhu, Rui Hou, XiaoFeng Wang, Wenhao Wang, Jiangfeng Cao, Boyan Zhao, Zhongpu Wang, Yuhui Zhang, Jiameng Ying, Lixin Zhang, et al. 2020. Enabling rack-scale confidential computing using heterogeneous trusted execution environment. In *2020 IEEE Symposium on Security and Privacy (SP)*. IEEE, 1450–1465.
- [191] Yuankun Zhu, Yueqiang Cheng, Husheng Zhou, and Yantao Lu. 2021. Hermes attack: Steal DNN models with lossless inference accuracy. In *30th USENIX Security Symposium (USENIX Security 21)*.