
N-DRIVERMOTION: DRIVER MOTION LEARNING AND PREDICTION USING AN EVENT-BASED CAMERA AND DIRECTLY TRAINED SPIKING NEURAL NETWORKS

Hyo Jong Chung

College of Engineering and Applied Sciences
Stony Brook University
100 Nicolls Road, New York, USA
hyojong.chung@stonybrook.edu

Byungkun Kang

Department of Computer Science
The State University of New York Korea
119-2 Songdo Munhwa-ro, Yeonsu-gu, Incheon, Korea
byungkun.kang@sunykorea.ac.kr

Yoonseok Yang

Department of Computer Science
The State University of New York Korea
119-2 Songdo Munhwa-ro, Yeonsu-gu, Incheon, Korea
yoonseok.yang@sunykorea.ac.kr

August 27, 2024

ABSTRACT

Driver motion recognition is a principal factor in ensuring the safety of driving systems. This paper presents a novel system for learning and predicting driver motions and an event-based high-resolution (1280x720) dataset, N-DriverMotion, newly collected to train on a neuromorphic vision system. The system comprises an event-based camera that generates the first high-resolution driver motion dataset representing spike inputs and efficient spiking neural networks (SNNs) that are effective in training and predicting the driver's gestures. The event dataset consists of 13 driver motion categories classified by direction (front, side), illumination (bright, moderate, dark), and participant. A novel simplified four-layer convolutional spiking neural network (CSNN) that we proposed was directly trained using the high-resolution dataset without any time-consuming preprocessing. This enables efficient adaptation to on-device SNNs for real-time inference on high-resolution event-based streams. Compared with recent gesture recognition systems adopting neural networks for vision processing, the proposed neuromorphic vision system achieves comparable accuracy, 94.04%, in recognizing driver motions with the CSNN architecture. Our proposed CSNN and the dataset can be used to develop safer and more efficient driver monitoring systems for autonomous vehicles or edge devices requiring an efficient neural network architecture.

1 Introduction

With the advancement of artificial intelligence (AI), it is being applied in various industrial fields, and among them, vehicle AI systems are emerging as one of the most prominent applications. AI used in vehicles is used as a system that assists autonomous driving or the safety of drivers and pedestrians by integrating it with the control system [2]. In particular, the EU and the United States have introduced mandatory requirements for various driver assistance systems to ensure safe road traffic by regulations on general automotive safety [1]. This has led to an urgent need to research and develop driver assistance systems (ADAS) using AI. In response to these demands, we propose N-DriverMotion, an event-based dataset for neuromorphic learning and predicting driver motions on an efficient convolutional spiking neural network (CSNN). This driver motion recognition research, comprising a neuromorphic framework for efficient CSNN configuration, implements driver safety assistance by incorporating a high-resolution event-based camera. The contributions of the proposed driver motion recognition system include the following:

- We create an event-based high-resolution (1280x720) dataset, N-DriverMotion, for large-scale driver motion recognition using an event-based camera: We believe that this paper is the first to study driver motion recognition using a high-resolution event camera and spiking neural networks. The event-based dataset presents 13 driver motion categories classified by direction (front, side), lighting (bright, moderate, dark), and participant.
- We present a novel simplified four-layer convolutional spiking neural network (CSNN), directly trained by the high-resolution dataset without any time-consuming preprocessing. This enables efficient adaptation to on-device SNNs for real-time inference over high-resolution event-based camera streams. Furthermore, the proposed neuromorphic vision system achieves comparable accuracy, 94.04%, in recognizing driver motions with the CSNN architecture, developing safer and more efficient driver monitoring systems for autonomous vehicles or edge devices requiring an efficient neural network architecture.
- We configured the efficient CSNN for driver motion recognition using one of the widely used practical neuromorphic frameworks, the Intel Lava neuromorphic framework ¹ for real-world applications and adoptions with optimization of hyperparameter values.

The remainder of this paper is organized as follows. Section 2 briefly reviews related work, while Section 3 describes the proposed driver motion recognition system. Section 4 presents the implementation results and performance evaluations and Section 5 concludes this paper.

2 RELATED WORK

Event-based cameras have advantages over frame-based cameras on properties such as high dynamic range, high temporal resolution, low latency, and low power consumption because of their sparsity in stream events when intensity changes [28]. Therefore, they are gradually used in machine-learning vision systems for gesture learning and recognition. Hand-gesture recognition [12], gesture and facial expression recognition [8], DECOLLE [7] for deep continuous local learning, EDDD for event-based drowsiness driving detection [14], TORE [6] for time-ordered recent events, event-based asynchronous sparse convolutional networks [5], and EST [4] for end-to-end learning of representations for asynchronous event-based data have been devised on deep learning-based neural networks (DNNs) and event representations, exploiting the sparsity and temporal dispersion of event-based gestures. Riccardo et al. trained a deep neural network with a pre-processed DVS hand gesture dataset for recognizing hand gestures on a Loihi neuromorphic processor [15]. The trained DNN was converted into the spike domain for deployment on Intel Loihi [29] for real-time gesture recognition.

Unlike DNN-based approaches that require converting event-based datasets to static patterns for processing, recent research has shifted to direct training and learning on SNNs using event-based datasets. This is because events are inherently and naturally suited for SNNs operating in continuous time. Moreover, SNNs directly exploit the temporal information of events for energy-efficient computation. SLAYER [16] has proposed an error backpropagation mechanism for offline training on SNNs. It receives events and leverages the backpropagation method to train synaptic weights and axonal delays directly. Amir et al. proposed an end-to-end event-based gesture recognition system using an event-based camera and a TrueNorth processor configured with a convolutional neural network (CNN) [19]. It recognized hand gestures in real-time from hand gesture event streams captured by a Dynamic Vision Sensor(DVS).

Event-based vision systems have been widely used in various applications, including vision systems for autonomous driving [11, 13] and object detection [9, 10]. These applications exploit event-based cameras to capture the spatial and temporal driving and object event data.

3 PROPOSED EVENT-BASED DRIVER MOTION RECOGNITION SYSTEM

In this section, we introduce efficient CSNN architecture and a driver motion learning and prediction system employing a direct training mechanism and event-based data streams. As event-based data differs from static images in that it includes time to represent events, we adopt a direct spiking training method and 3D spike convolution operation to build an efficient CSNN model.

For the direct training of spiking neural networks, we exploited a gradient-based training method developed in SLAYER [16]. It is generally known that the characteristic of discrete spike events hinders the differentiation in SNN. To resolve such problems, various attempts have been made to propose the approximation for the derivative of the spike function [24, 25, 26]. However, none of the following have considered the temporal dispersion between spikes

¹Lava is an open-source software framework for developing neuromorphic systems. Please refer to <https://github.com/lava-nc/lava>

to resolve the problem. A differentiable approximation (i.e., surrogate gradient) of the spike function is introduced with the probability of a change in the spiking state. It is explained that the derivative of the spike function represents the Probability Density Function (PDF) for the change of state of a spiking neuron. With an expectation value of the derivative of the spike function, estimated backpropagation error, and gradient terms for weight and delay in layer l , it is possible to get the derivatives of the total loss E as

$$e^{(l)} = \begin{cases} \frac{\partial L(t)}{\partial a^{(n_l)}} & \text{if } l = n_l \\ (W^{(l)})^T \delta^{(l+1)}(t) & \text{otherwise} \end{cases} \quad (1)$$

$$\delta^{(l)}(t) = \rho^{(l)}(t) \cdot (\varepsilon_d \odot e^{(l)})(t) \quad (2)$$

$$\nabla_{W^{(l)}} E = \int_0^T \delta^{(l+1)}(t) \cdot (a^{(l)}(t))^T dt \quad (3)$$

$$\nabla_{d^{(l)}} E = - \int_0^T \dot{a}^{(l)}(t) \cdot e^{(l)}(t) dt \quad (4)$$

where $\rho^{(l)}(t)$ denotes the probability density function in layer l at certain time t , $\Delta\xi$ as the random perturbation, $W^{(l)}$ is the weight vector for layer l , $a^{(l)}$ being the spike response signal, $L(t)$ being the loss at a certain time t , $d^{(l)}$ being the axonal delay, ε_d being the spike response kernel, and \odot being the element-wise correlation operation in time. This provides effective distribution of the errors back through layers of a neural network as in DNNs. It takes account of the errors in the previous timeline, a crucial factor to be considered as spiking neuron's states relied on the previous states.

In our model, the event-based video streams are defined as a 3D tensor with the shape of (u, v, t) where u and v denote the coordinate of the width and height of layer l , and t stands as the timestamp [3]. By configuring the optimal temporal frequency, users can control t from the original segment.

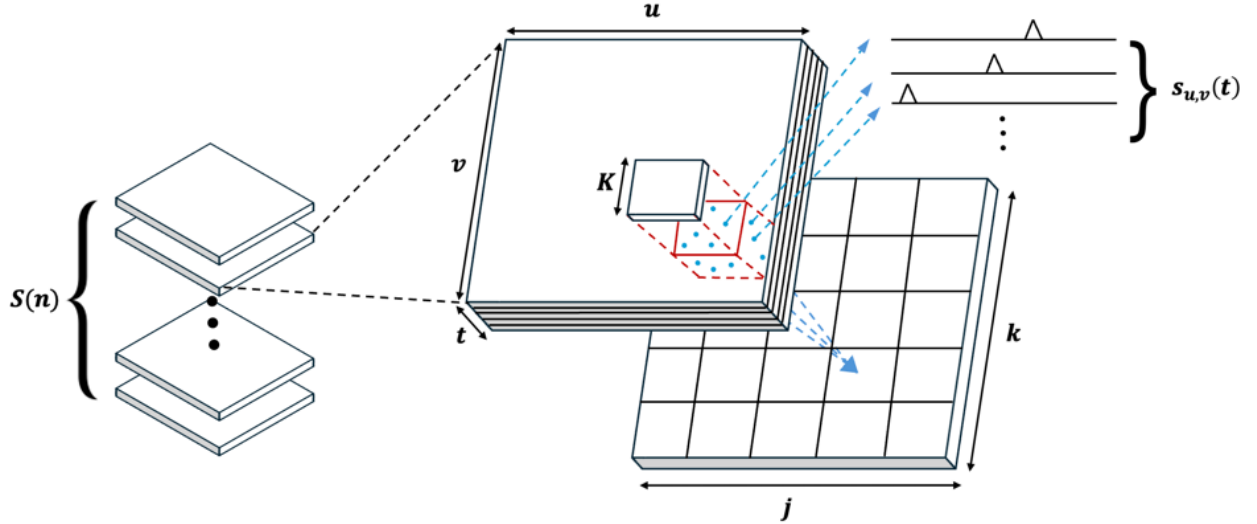


Figure 1: The 3D convolutional spiking operation.

A convolutional neural network (CNN) is a feed-forward network composed of multiple layers where filters convolve around the input or single layer for neurons to collect meaningful features or patterns [27]. However, as the event-based video has not only spatial information but also time, the sampled input sequence $S(n)$ would require a 3D convolutional kernel for building a spiking neuronal feature map as shown in Figure 1. Each spike inside the kernel represents a cluster of spike trains $s_{u,v}(t)$ where the spike's coordinate is (u, v) , and is in range of the temporal resolution window t . Spikes from the kernel continually get cumulated to the neurons in the feature map, and when the spikes in the region of the kernel exceed a certain threshold, it would generate the membrane potential for a single neuron in the feature map, creating spatio-temporal dynamic patterns.

The 3D spiking convolution operation is performed by convolving the spike trains in the kernel with a spike response kernel and applying the threshold function. Each spike train is converted into a spike response signal, then subsequently transformed into the membrane potential by integrating the signal with the refractory response of the neuron:

$$a_{u,v}(t) = S_{u,v}(t) * \varepsilon_d(t) \quad (5)$$

$$u_{j,k}(t) = \sum_{m=1}^K \sum_{n=1}^K W_{m,n} a_{m+(j-1),n+(k-1)}(t) + (S_{j,k}(t) * \nu(t)) \quad (6)$$

$$S_{j,k}(t) = 1 \text{ and } u_{j,k}(t) = 0 \quad \text{when} \quad u_{j,k}(t) \geq V_{\text{thr}} \quad (7)$$

where $*$ denotes the convolution operator, $W_{m,n}$ denotes the synaptic weights at (m, n) of the kernel, $u_{j,k}$ represent the membrane potential at coordinate (j, k) presented by the feature map, K represents the width and height of the convolution kernel, and $\nu(t)$ is the refractory kernel.

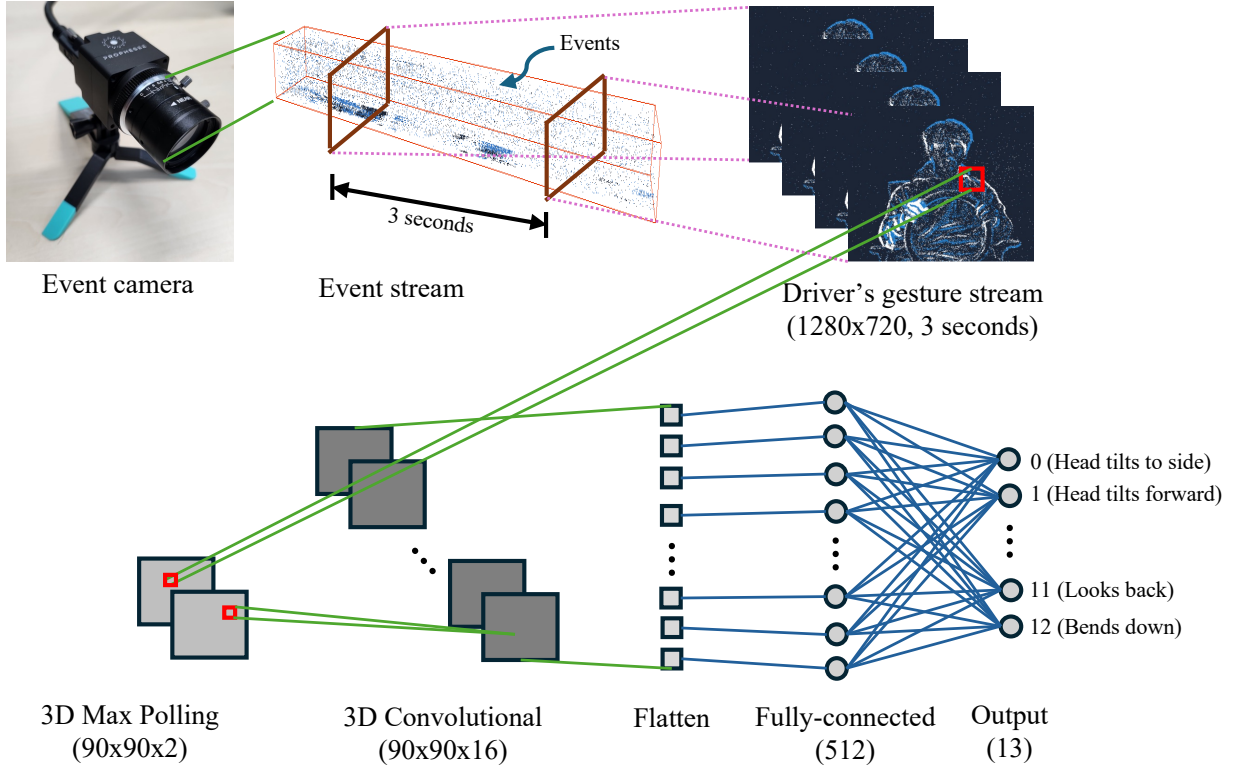


Figure 2: Proposed Event-based Driver Gesture Recognition System.

Our proposed model is developed based on existing models [19, 16] for DVS Gesture recognition which implements SNN training and 3D spike convolution operation. The SLAYER and TrueNorth models consist of 8-layer and 16-layer, respectively. Figure 2 presents our proposed network model and system, where the network is simplified and comprised of only 4 layers. The 1280x720 resolution event streams for driver motion recognition were recorded by an event-based camera for 3 seconds, and delivered to the first 3D pooling layer. Unlike conventional convolutional neural networks, our model first implements a pooling layer before passing the data to the convolution layer. The main reason for this is to down-sample feature maps resolving a large memory usage, as well as minimizing the loss of data. The pooling layer uses a kernel of size $8*8$ and passes to the convolution layer which uses a $5*5$ kernel to produce 16 layers of features. The features are then fed to 2 final fully-connected layers which would provide 13 outputs representing the spike rates for the given event data.

4 Experiments and Results

4.1 Event-based camera and data conversion

The Prophesee’s Metavision EVK4² camera is one of the latest event-based vision sensors that supports up to 1280x720 pixel resolution. Generally, when there exists a change in pixel values exceeding a certain threshold defined by the user, the event-based camera detects such changes in brightness asynchronously and generates events specific to that pixel [28]. Each event contains pixel information relative to the position described in the x and y coordinates, indicating a motion’s change and a timestamp for the occurrence of the event. The device offers a high dynamic range (86 dB, however, it can reach over 120 dB based on low light cutoff measurement being: 0.08 lux) and a typical and maximum event rate of 1.06 giga-events per second (Geps). To allow direct usage of the spike data earned from the high-resolution event-based camera without requiring additional resources, we have minimized modification of the extractor such that it can retrieve coordinate, polarity, origin (newly implemented feature in EVK4), and timestamp information. Moreover, the most meaningful motion information was contained in the central 720x720 pixels so that the size of the input events was cropped to the 720x720 map size.

4.2 Datasets

Over the past years, a profusion of gesture datasets captured with a simple frame-based sensor has been presented. However, to stimulate the improvement of event-based computer vision, Hu et al. [17] strongly support the importance of the DVS dataset. Serrano et al. introduced the first labeled event-based neuromorphic vision sensor dataset which originated from the classical MNIST digit recognition dataset by moving the images along certain directions within the screen [18], with being further developed by Orchard et al. where several frame artifacts were removed with a pan-tilt unit [22]. It could be observed that generating artificial movement to static images enabled the production of event outputs, which became a crucial factor for object recognition in neuromorphic systems such as spiking neural networks [23].

However, it is observed that static image recognition with event-based vision sensors is ineffective as the purpose of the usage is mainly focused on dynamic scenes. Recognizing such drawbacks, some datasets which consist of dynamic scenes have been presented. Berner et al. presented novel datasets that converted the existing visual video benchmarks for object tracking, and action/object recognition into spiking neuromorphic datasets with DAVIS camera’s output [20].

Even though these datasets show dynamic movements in a spiking neuromorphic way, according to Tan et al., a DVS camera produces microsecond temporal resolution output. In contrast, datasets produced by conventional vision tools such as video recorders or color cameras have tens of milliseconds which would cause loss in high temporal frequency during conversion. Moreover, they add that there is a high chance of subsidiary unwanted artifacts being contained during conversion [21].

²EVK4 camera is an HD Event-Based Vision evaluation kit mounted with IMX636 sensor, developed by Sony and Prophesee. Please refer to <https://www.prophesee.ai/event-camera-evk4/>

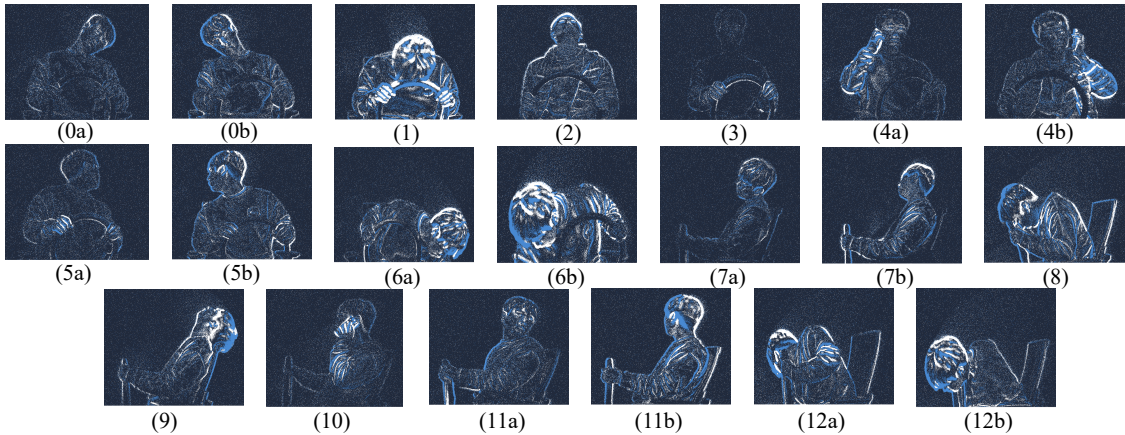


Figure 3: Sample shots taken for each driver gesture.

Number	Gesture
Front	
0	Head tilts to side (a: left, b: right)
1	Head tilts forward
2	Head tilts backward
3	Normal driving
4	Phone call (a: right, b: left)
5	Looks back (a: left, b: right)
6	Bends down (a: left, b: right)
Side	
7	Head tilts (a: left, b: right)
8	Head tilts forward
9	Head tilts backward
10	Phone call
11	Looks back (a: left, b: right)
12	Bends down (a: left, b: right)

Table 1: Classification of driver’s gestures.

To address such problems, Amir et al. present the DvsGesture dataset, which directly took the scenery with the DVS128 camera. Also, the DvsGesture datasets are taken at different light conditions as DVS sensors do not affect much from brightness and add some meaningful noises [19]. However, the DvsGesture dataset is mainly utilized for simple classification tasks, which could be considered less practical.

The N-DriverMotion dataset comprises 1,239 instances of a set of 13 driver motions as shown in Figure 3 and Table 1, which are composed of head falling (front, sides, and back), holding a cellphone(right/left hand), looking back(to the right/left side), the body going down(to the right/left side), and all the same motions above in side-captured manner. The dataset was collected from 23 subjects under 3 different lighting conditions related to brightness. Each subject was to perform all 13 motions in a single recording, where each motion was recorded around 3 seconds, under the same brightness condition. 3 brightness conditions were classified as "bright", "moderate", and "dark", as to test how much the brightness would affect the recordings. To evaluate the classifier’s performance, we randomly selected 992 motions for the training set, and the leftover 247 motions were designated as the test set.

4.3 Network configuration and training

To enable adequate training, the dataset has been converted where events would be converted to tensors consisting of x coordinate, y coordinate, polarity, and timestamp. Also, we have set the sampling time as 2.0 seconds. With such a form, it can now be conveyed as input to the CSNN during runtime.

All of the applications were implemented and mapped to GPU/CPU to be executed as the simulation for Loihi 2, with the Lava version 0.4.4 software framework using the Lava-DL library for training. Our CSNN models were trained with the event-based dataset using SLAYER provided by Lava-DL.

We have trained multiple configurations of CNN to compare the accuracy. Each network has been trained for 200 epochs with a single batch size due to the dataset’s high resolution. We have selected CUBA LIF (CURRENT BASED Leaky Integrate and Fire) as the base neuron model for the spiking CNN models. For optimization, the learning rate has been set to 3×10^{-3} and used ADAM for the optimizer. For the loss, we have chosen spike rate loss. The network configuration for the 4-layered CSNN and the neuron parameters are shown in Table 2.

	layer	map size	features	kernel	padding	Neuron Parameters	Value
	N/A	720 x 720	2	N/A	N/A	Voltage threshold	1.25
1	Pool	90 x 90	2	8	N/A	Current decay	0.25
2	Conv	90 x 90	16	5	2	Voltage decay	0.03
3	Flatten	90 x 90	16	N/A	N/A	Tau gradient	0.03
4	Dense	512	N/A	N/A	N/A	Scale gradient	3
5	Dense	13	N/A	N/A	N/A	True rate	0.2
						False rate	0.03

Table 2: Network configuration of 4-layered CSNN(left) with neuron parameters(right)

4.4 Results

The results from training models are shown in Figure 4 and Table 3. In the benchmark dataset for evaluation of our models, we used the DVS Gesture recognition dataset, comprising 11 hand gesture categories from 29 subjects under 3 illumination effects [19]. We tested three different SNN configurations: 1) having all layers composed of dense

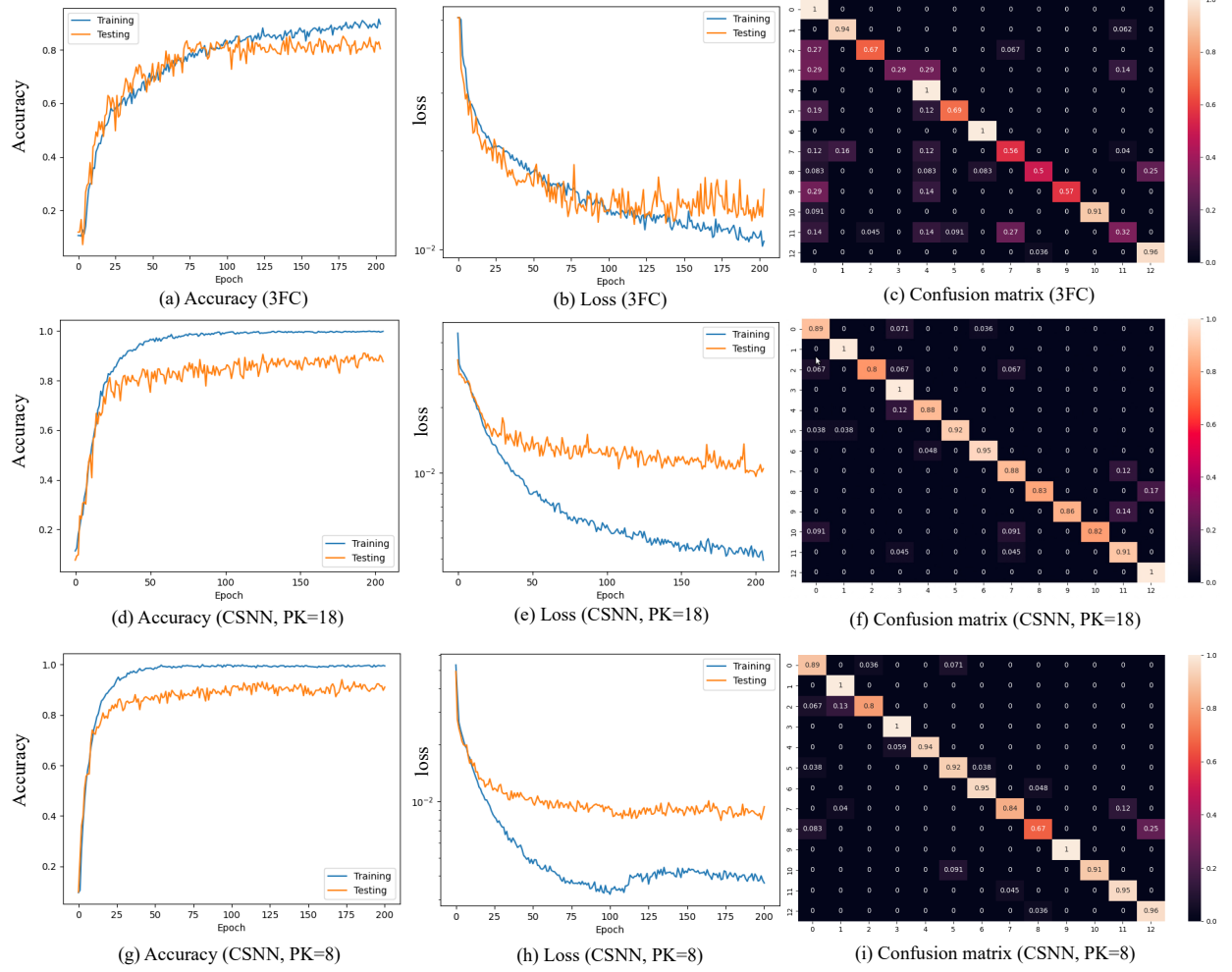


Figure 4: Results (accuracy, loss, and confusion matrix) of the proposed CSNN with pooling kernel sizes 8 and 18 (PK=8 and PK=18) vs. three fully-connected layer SNN (3FC).

Dataset	Method	Architecture	Accuracy
DVS Gesture	TrueNorth	SNN (16 layers)	91.77% (94.59%)
	SLAYER	SNN (8 layers)	93.64 ± 0.49%
	SLAYER	Proposed CSNN (4 layers)	92.80%
N-DriverMotion	SLAYER	SNN (3 fully-connected layers)	85.11%
	SLAYER	Proposed CSNN (4 layers, pooling kernel size: 8)	94.04%
	SLAYER	Proposed CSNN (4 layers, pooling kernel size: 18)	91.07%

Table 3: Classification results comparing DVS gesture dataset and N-DriverMotion dataset. For DVS Gesture, it includes results from both SLAYER and IBM TrueNorth.

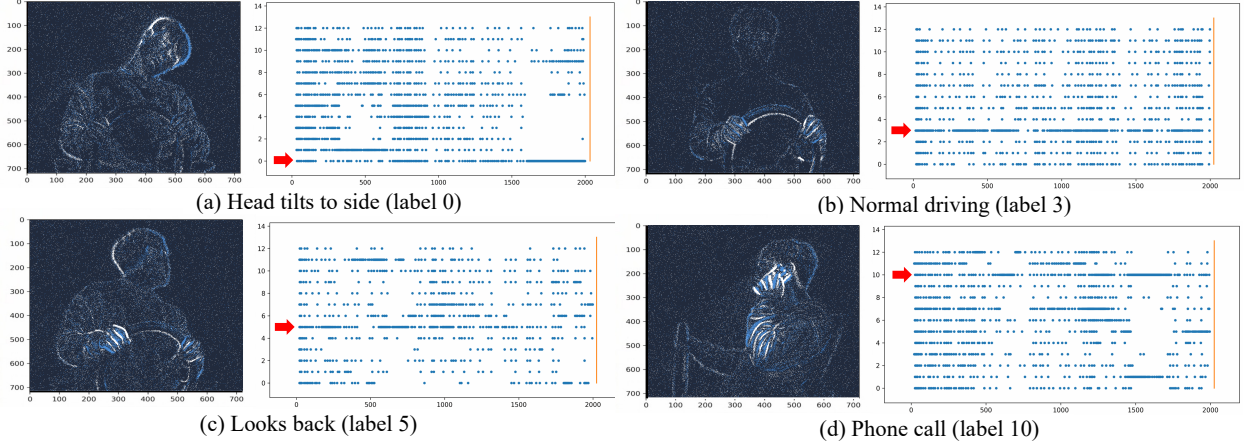


Figure 5: Classification result with output spikes

connection, 2) containing a convolutional spiking layer with 2 fully-connected layers with the pooling kernel's size being 8, and 3) the same model as 2 with the pooling kernel's size being 18. For all models, we have selectively used only the first 2.0 seconds out of 3.0 seconds of motion streams for each class to classify the actions. Also, the temporal resolution was set to 5 milliseconds to increase the training efficiency. For each experiment, we have recorded the best loss and accuracy of the SNNs for the training and inference steps, and the confusion matrix for the corresponding inference steps. The confusion matrix in Figure 4 shows that the normal situation (label 3) is classified from the hazardous situations. Figure 5 illustrates the classification result with output spikes captured on the output layer classifying 13 driver motions.

The system from the proposed CSNN model with 4 layers showed the highest accuracy, which reached the accuracy of 94.04% in the test. The inclusion of the pooling and convolution layer improved the accuracy performance by almost 8% over the 3-layered model only comprised of fully-connected layers. Even though our model is simplified with restrictions applied to resolve the out-of-memory problem caused by the high-resolution event data for training and testing, it was able to show comparable results. We note that our proposed dataset has more categories for classification and does not have repetitive actions, unlike the DVS Gesture recognition dataset.

5 Conclusions

In this paper, we propose N-DriverMotion for driver motion learning and prediction using a high-resolution event-based camera and directly trained spiking neural networks. As demonstrated by the experimental results above, driver motions captured by the Prophesee event-based camera could be classified with high accuracy (94.04%) using a simplified convolutional spiking neural network with low complexity. From this result, N-DriverMotion can contribute to developing safety systems for driver motion recognition in challenging conditions such as low-light environments or tunnels.

ACKNOWLEDGMENT

This work was supported by the National Research Foundation of Korea (NRF) grant funded by the Korea government (MSIT) (NRF-) and the Ministry of Education (NRF-).

References

- [1] EU, "New rules to improve road safety and enable fully driverless vehicles in the EU," 2022. [Online]. Available: https://ec.europa.eu/commission/presscorner/detail/en/ip_22_4312. Accessed on: July 23, 2024.
- [2] Y. MA, Z. Wang, H. Yang, and L. Yang, "Artificial Intelligence Applications in the Development of Autonomous Vehicles: A Survey," *IEEE/CAA Journal of Automatica Sinica*, vol. 7, no. JAS-2019-0401, 2020. p. 315.
- [3] Y. Xing, G. Di Caterina, and J. Soraghan, "A New Spiking Convolutional Recurrent Neural Network (SCRNN) With Applications to Event-Based Hand Gesture Recognition," *Frontiers in Neuroscience*, vol. 14, 2020.

- [4] D. Gehrig, A. Loquercio, K. Derpanis, and D. Scaramuzza, “End-to-End Learning of Representations for Asynchronous Event-Based Data,” in *2019 IEEE/CVF International Conference on Computer Vision (ICCV)*, 2019, pp. 5632–5642.
- [5] N. Messikommer, D. Gehrig, A. Loquercio, D. Scaramuzza, “Event-Based Asynchronous Sparse Convolutional Networks,” in *Computer Vision – ECCV 2020*, 2020, pp. 415–431.
- [6] R. Baldwin, R. Ruixu, M. Almatrafi, V. Asari, K. Hirakawa, “Time-Ordered Recent Event (TORE) Volumes for Event Cameras,” in *IEEE Transactions on Pattern Analysis and Machine Intelligence*, vol. 45, no. 2, 2023, pp. 2519–2532.
- [7] J. Kaiser, H. Mostafa, E. Neftci, “Synaptic Plasticity Dynamics for Deep Continuous Local Learning (DECOLLE),” in *Frontiers in Neuroscience*, vol. 14, 2020.
- [8] R. Verschae, I. Bugueno-Cordova, “Event-Based Gesture and Facial Expression Recognition: A Comparative Analysis,” in *IEEE Access*, vol. 11, 2023, pp. 121269–121283.
- [9] S. Kim, S. Park, B. Na, S. Yoon, “Spiking-YOLO: Spiking Neural Network for Energy-Efficient Object Detection,” in *Proceedings of the AAAI Conference on Artificial Intelligence*, vol. 34, 2020, pp. 11270–11277.
- [10] , Q. Su, Y. Chou, Y. Hu, J. Li, S. Mei, Z. Zhang, G. Li, “Deep Directly-Trained Spiking Neural Networks for Object Detection,” in *IEEE/CVF International Conference on Computer Vision (ICCV)*, 2023, pp. 6532–6542.
- [11] , A. Maqueda, A. Loquercio, G. Gallego, N. Garcia, D. Scaramuzza, “Event-Based Vision Meets Deep Learning on Steering Prediction for Self-Driving Cars,” in *2018 IEEE/CVF Conference on Computer Vision and Pattern Recognition (CVPR)*, 2018, pp. 5419–5427.
- [12] , E. Ceolini, C. Frenkel, S. Shrestha, G. Taverni, L. Khacef, M. Payvand, E. Donati, “Hand-Gesture Recognition Based on EMG and Event-Based Camera Sensor Fusion: A Benchmark in Neuromorphic Computing,” in *Frontiers in Neuroscience*, vol. 14, 2020.
- [13] , J. Li, S. Dong, Z. Yu, Y. Tian, T. Huang, “Event-Based Vision Enhanced: A Joint Detection Framework in Autonomous Driving,” in *2019 IEEE International Conference on Multimedia and Expo (ICME)*, 2019, pp. 1396–1401.
- [14] , G. Chen, L. Hong, J. Dong, P. Liu, J. Conradt, A. Knoll, “EDDD: Event-Based Drowsiness Driving Detection Through Facial Motion Analysis With Neuromorphic Vision Sensor,” in *IEEE Sensors Journal*, 2020, vol. 20, no. 11, pp. 6170–6181.
- [15] , R. Massa, A. Marchisio, M. Martina, M. Shafique, “An Efficient Spiking Neural Network for Recognizing Gestures with a DVS Camera on the Loihi Neuromorphic Processor,” in *International Joint Conference on Neural Networks (IJCNN)*, 2020, pp. 1–9.
- [16] , S. Shrestha, G. Orchard, “SLAYER: Spike Layer Error Reassignment in Time,” in *Advances in Neural Information Processing Systems*, vol. 31, 2018.
- [17] , Y. Hu, H. Liu, M. Pfeiffer, T. Delbruck, “DVS benchmark datasets for object tracking, action recognition, and object recognition,” in *Frontiers in neuroscience*, vol. 10, 2016.
- [18] , T. Serrano-Gotarredona, B. Linares-Barranco, “Poker-DVS and MNIST-DVS. Their history, how they were made, and other details,” in *Frontiers in neuroscience*, vol. 9, 2015.
- [19] , A. Amir, B. Taba, D. Berg, T. Melano, J. McKinstry, C. Di Nolfo, T. Nayak, A. Andreopoulos, G. Garreau, M. Mendoza, “A low power, fully event-based gesture recognition system,” in *Proceedings of the IEEE conference on computer vision and pattern recognition*, 2017, pp. 7243–7252.
- [20] , R. Berner, C. Brandli, M. Yang, S. Liu, T. Delbruck, “A 240× 180 10mw 12us latency sparse-output vision sensor for mobile applications,” in *Symposium on VLSI Circuits*, 2013, pp. C186–C187.
- [21] , C. Tan, S. Lalle, G. Orchard, “Benchmarking neuromorphic vision: lessons learnt from computer vision,” in *Frontiers in neuroscience*, vol. 9, 2015.
- [22] , G. Orchard, A. Jayawant, G. Cohen, N. Thakor, “Converting static image datasets to spiking neuromorphic datasets using saccades,” in *Frontiers in neuroscience*, vol. 9, 2015.
- [23] , J. Pérez-Carrasco, B. Zhao, C. Serrano, B. Acha, T. Serrano-Gotarredona, S. Chen, B. Linares-Barranco, “Mapping from frame-driven to frame-free event-driven vision systems by low-rate rate coding and coincidence processing—application to feedforward ConvNets,” in *IEEE transactions on pattern analysis and machine intelligence*, vol. 35, no. 11, 2013, pp. 2706–2719.
- [24] , P. Panda, K. Roy, Kaushik, “Unsupervised regenerative learning of hierarchical features in Spiking Deep Networks for object recognition,” in *International Joint Conference on Neural Networks (IJCNN)*, 2016, pp. 299–306.

- [25] , J. Lee, T. Delbruck, M. Pfeiffer, “Training deep spiking neural networks using backpropagation,” in *Frontiers in neuroscience*, vol. 10, 2016
- [26] , F. Zenke, S. Ganguli, “Superspike: Supervised learning in multilayer spiking neural networks,” in *Neural computation*, vol. 30, no. 6, 2018, pp. 1514–1541
- [27] , D. Forsyth, J. Mundy, V. di Gesù, R. Cipolla, Y. LeCun, P. Haffner, L. Bottou, Y. Bengio, “Object recognition with gradient-based learning,” in *Shape, contour and grouping in computer vision*, 1999, pp. 319–345
- [28] , G. Gallego, T. Delbrück, G. Orchard, C. Bartolozzi, B. Tabbara, A. Censi, S. Leutenegger, A. Davison, J. Conradt, K. Daniilidis, D. Scaramuzza, “Event-Based Vision: A Survey,” in *IEEE Transactions on Pattern Analysis and Machine Intelligence*, vol. 44, no. 1, 2022, pp. 154–180
- [29] , M. Davies, N. Srinivasa, T. Lin, G. Chinya, Y. Cao, S. Choday, G. Dimou, P. Joshi, N. Imam, S. Jain, Y. Liao, C. Lin, A. Lines, R. Liu, D. Mathaikutty, S. McCoy, A. Paul, J. Tse, G. Venkataramanan, Y. Weng, A. Wild, Y. Yang, H. Wang, “Loihi: A Neuromorphic Manycore Processor with On-Chip Learning,” in *IEEE Micro*, vol. 38, no. 1, 2018, pp. 82–99