

Electromagnetic Field Near The Common Edge of a Perfectly Conducting Wedge and a Resistive Half-plane

Igor M. Braver, Pinkhos Sh. Fridberg, Khona L. Garb, Iosif M. Yakover

Abstract

The behavior of the electromagnetic field near a common edge of a resistive half-plane and a perfectly conducting wedge is investigated. The possible appearance besides power terms also of logarithmic functions in the field expansions at specific angles between a resistive plane and the sides of the wedge is indicated. It is shown that in the main terms of the electric or magnetic field components perpendicular to the edge, logarithmic functions appear only in two particular cases: when a half-plane forms a straight angle with one of the sides of the conducting wedge, or when the external angle of the conducting wedge is a right one. Otherwise, the main terms of all components have a purely power character and can be determined by the Meixner method. To confirm the efficiency of accounting for the found field distribution law, transversal wave numbers of the dominant mode of a rectangular waveguide with a resistive film in the diagonal plane is calculated.

I. PROBLEM STATEMENT

Let us consider a structure consisting of a two-dimensional perfectly conducting wedge and a resistive half-plane (RHP). The wedge and the RHP are assumed to have a common edge (Fig. 1a). In formulating the boundary value problems of electrodynamics describing structures with sharp edges, the uniqueness of the solution can be established only if the electromagnetic energy stored in any finite neighborhood of the edge that does not contain sources is finite. Using this condition, we determine the behavior of the electromagnetic field $\{\mathbf{E}, \mathbf{H}\}$ and the surface current density \mathbf{j} on the RHP near the edge.

The field $\{\mathbf{E}, \mathbf{H}\}$ in the source-free region satisfies the homogeneous Maxwell equations

$$\nabla \times \mathbf{E} = ik_0\zeta_0\mathbf{H}, \quad \nabla \times \mathbf{H} = -i\frac{k_0}{\zeta_0}\mathbf{E}, \quad (1)$$

and the following boundary conditions:

$$\begin{aligned} E_u \Big|_{\varphi=\varphi_\nu} &= E_\rho \Big|_{\varphi=\varphi_\nu} = 0, & \nu &= 1; 2, \\ E_u \Big|_{\varphi=0} &= E_\rho \Big|_{\varphi=2\pi} = Wj_u, & j_u &= - \left(H_\rho \Big|_{\varphi=0} - H_\rho \Big|_{\varphi=2\pi} \right), \\ E_\rho \Big|_{\varphi=0} &= E_u \Big|_{\varphi=2\pi} = Wj_\rho, & j_\rho &= H_u \Big|_{\varphi=0} - H_u \Big|_{\varphi=2\pi}. \end{aligned} \quad (2)$$

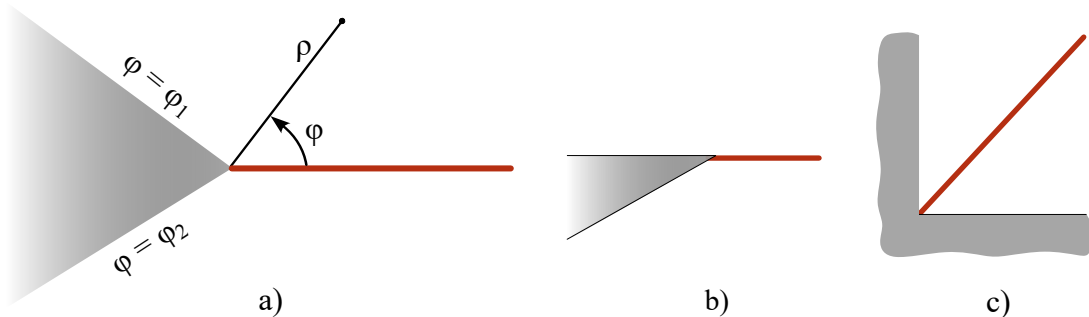


Figure 1: Perfectly conducting wedges and resistive films.

Here k_0 and ζ_0 are wave number and wave impedances of the free space; ρ , φ , u are cylindrical coordinates; W is surface impedance. We will assume that the dependence of the field on the coordinate u is given by the function $I(u) = I_0 \exp(ih_0 u)$, where I_0 is a dimensional factor. Let us introduce into consideration two dimensionless scalar functions ψ and χ proportional to the longitudinal (relative to the edge) components of the field:

$$H_u(\rho, \varphi, u) = I(u)\psi(\rho, \varphi), \quad E_u(\rho, \varphi, u) = \zeta_0 I(u)\chi(\rho, \varphi). \quad (3)$$

Functions ψ and χ satisfy the two-dimensional Helmholtz equation

$$\left[\frac{1}{r} \frac{\partial}{\partial r} \left(r \frac{\partial}{\partial r} \right) + \frac{1}{r^2} \frac{\partial^2}{\partial \varphi^2} + 1 \right] \begin{Bmatrix} \psi \\ \chi \end{Bmatrix} = 0, \quad (4)$$

where $r = \kappa \rho$, $\kappa = \sqrt{k_0^2 - h_0^2}$. Expressing the transverse components of the field in terms of the longitudinal ones and using (2), we obtain the boundary conditions for ψ and χ :

$$\begin{aligned} \chi \Big|_{\varphi=\varphi_\nu} = \frac{\partial \psi}{\partial \varphi} \Big|_{\varphi=\varphi_\nu} &= 0, \quad \nu = 1; 2, \\ \chi \Big|_{\varphi=0} = \chi \Big|_{\varphi=2\pi} &= -w \left[\left(ih \frac{\partial \psi}{\partial r} - \frac{ik}{r} \frac{\partial \chi}{\partial \varphi} \right) \Big|_{\varphi=0} - \left(ih \frac{\partial \psi}{\partial r} - \frac{ik}{r} \frac{\partial \chi}{\partial \varphi} \right) \Big|_{\varphi=2\pi} \right], \\ \frac{\partial \psi}{\partial \varphi} \Big|_{\varphi=0} = \frac{\partial \psi}{\partial \varphi} \Big|_{\varphi=2\pi}, \quad \left(\frac{ik}{r} \frac{\partial \psi}{\partial \varphi} + ih \frac{\partial \chi}{\partial r} \right) \Big|_{\varphi=0} &= w \left(\psi \Big|_{\varphi=0} - \psi \Big|_{\varphi=2\pi} \right), \quad k = \frac{k_0}{\kappa}, \quad h = \frac{h_0}{\kappa}, \quad w = \frac{W}{\zeta_0}. \end{aligned} \quad (5)$$

Our further goal is to study the behavior of functions ψ and χ as $r \rightarrow 0$.

II. FIELD EXPANSION NEAR THE EDGE

Following the method of work [1], we seek the solution of equation (4) in the form

$$\begin{aligned} \psi &= r^\tau \sum_{m=0}^{\infty} \sum_{n=0}^m a_{mn}(\varphi) r^m \ln^n r, \\ \chi &= r^\tau \sum_{m=0}^{\infty} \sum_{n=0}^m b_{mn}(\varphi) r^m \ln^n r, \end{aligned} \quad \tau \geq 0. \quad (6)$$

Substituting (6) into (4) and (5), we obtain that the sought for coefficients $a_{mn}(\varphi)$, $b_{mn}(\varphi)$ satisfy the infinite system of differential equations

$$\begin{aligned} a''_{mn} + (m + \tau)^2 a_{mn} + 2(m + \tau)(n + 1) a_{m,n+1} \\ + (n + 2)(n + 1) a_{m,n+2} + a_{m-2,n} &= 0, \\ b''_{mn} + (m + \tau)^2 b_{mn} + 2(m + \tau)(n + 1) b_{m,n+1} \\ + (n + 2)(n + 1) b_{m,n+2} + b_{m-2,n} &= 0, \end{aligned} \quad (7)$$

and boundary conditions

$$\begin{aligned} b_{mn}(\varphi_\nu) = a'_{mn}(\varphi_\nu) &= 0, \quad \nu = 1; 2 \\ [h(m + \tau) a_{mn}(0) + h(n + 1) a_{m,n+1}(0) - k b'_{mn}(0)] \\ - [h(m + \tau) a_{mn}(2\pi) + h(n + 1) a_{m,n+1}(2\pi) - k b'_{mn}(2\pi)] &= \frac{i}{w} b_{m-1,n}(0), \end{aligned} \quad (8)$$

$$\begin{aligned}
b_{mn}(0) - b_{mn}(2\pi) &= 0 \\
a'_{mn}(0) - a'_{mn}(2\pi) &= 0 \\
ka'_{mn}(0) + h(m + \tau)b_{mn}(0) + h(n + 1)b_{m,n+1}(0) \\
&= -iw[a_{m-1,n}(0) - a_{m-1,n}(2\pi)].
\end{aligned} \tag{9}$$

Here $a_{mn}, b_{mn} \equiv 0$ if $m < n$; prime denotes differentiation with respect to φ . As can be seen from (7)–(9), the differential equations and boundary conditions for the diagonal ($m = n$) coefficients turn up to be homogeneous. Solution of these equations that satisfy (8) can be written in the form

$$\begin{aligned}
a_{mm}(\varphi) &= P_{mm}^{(\nu)} \cos[(m + \tau)(\varphi - \varphi_\nu)], \\
b_{mm}(\varphi) &= Q_{mm}^{(\nu)} \sin[(m + \tau)(\varphi - \varphi_\nu)],
\end{aligned} \tag{10}$$

where $\nu = 1$ for region $0 \leq \varphi \leq \varphi_1$ and $\nu = 2$ for $\varphi_2 \leq \varphi \leq 2\pi$; $P_{mm}^{(\nu)}, Q_{mm}^{(\nu)}$ are constants of integration. Substituting (10) into the boundary conditions (9), we obtain a homogeneous system of linear algebraic equations (SLAE) for determining $P_{mm}^{(\nu)}, Q_{mm}^{(\nu)}$. Determinant of this system is

$$\Delta_m = (m + \tau)^3 \sin[(m + \tau)\alpha_1] \sin[(m + \tau)\alpha_2] \sin[(m + \tau)\alpha_3], \tag{11}$$

where $\alpha_1 = \varphi_1, \alpha_2 = 2\pi - \varphi_2, \alpha_3 = \alpha_1 + \alpha_2$.

From the condition of existence of a non-trivial solution of a homogeneous SLAE for the integration constants $P_{00}^{(\nu)}, Q_{00}^{(\nu)}$ appearing in the main coefficients a_{00}, b_{00} , we obtain a characteristic equation for determining τ :

$$\Delta_0 \equiv \tau^3 \sin(\tau\alpha_1) \sin(\tau\alpha_2) \sin(\tau\alpha_3) = 0. \tag{12}$$

Non-negative solutions of this equation will be numbered in the increasing order:

$$\tau_1 = 0, \quad \tau_2 = \frac{\pi}{\alpha_3}, \quad \tau_3 = \frac{\pi}{\alpha_1}, \quad \tau_4 = \frac{2\pi}{\alpha_3}, \quad \dots \tag{13}$$

Hereafter without loss of generality we assume $\alpha_1 \geq \alpha_2$. For each of the found $\tau_s, s = 1, 2, 3, \dots$, there is a specific set of $P_{00}^{(\nu)}, Q_{00}^{(\nu)}$ that do not turn into zero all simultaneously, but are expressed in the terms of arbitrary constants A, B, C, D, \dots :

$$\begin{aligned}
P_{00}^{(\nu)} &= A - (-1)^\nu B, \quad Q_{00}^{(\nu)} = 0, \quad s = 1; \\
Q_{00}^{(\nu)} &= (-1)^{\nu+1} \frac{C}{\sin(\tau_2 \alpha_\nu)}, \quad P_{00}^{(\nu)} = \frac{h}{k} Q_{00}^{(\nu)}, \quad s = 2; \\
P_{00}^{(\nu)} &= D \delta_{1\nu}, \quad Q_{00}^{(\nu)} = \frac{h}{k} P_{00}^{(\nu)}, \quad s = 3; \\
&\dots\dots\dots,
\end{aligned} \tag{14}$$

where $\delta_{1\nu}$ is the Kronecker symbol.

The process of determining the following coefficients a_{mn}, b_{mn} depends on the value of the determinants Δ_m for $m \geq 1$. Let us first consider the general case, when no two roots of equation (12) differ by an integer and, consequently, the determinants $\Delta_1, \Delta_2, \Delta_3, \dots$ do not vanish when any τ_s is substituted into them. In this case, for $m \geq 1$ the homogeneous SLAE for $P_{mm}^{(\nu)}, Q_{mm}^{(\nu)}$ have only zero solutions and therefore $a_{mn} = b_{mn} \equiv 0$. By successively decreasing the index n , we similarly verify that the coefficients a_{mn}, b_{mn} turn out to be zero for all n , except $n = 0$. This means that in (6) all terms containing logarithmic functions disappear, and the expansions of the fields are described by the usual Meixner power series [2,3]. The coefficients a_{m0}, b_{m0} for $m \geq 1$ are found from the corresponding inhomogeneous equations and are expressed in terms of the constants A, B, C, D, \dots introduced in (14). The presence of these undefined constants is due to the fact that in the problem under consideration external sources are not specified. Without specifying the structure of

these sources, let us examine the general solution, which is obtained by summing the expansions (6) over s , corresponding to all values of τ_s . Let us present here the first few terms of such a solution:

$$\begin{aligned}
(-1)^\nu \psi = & (-1)^\nu A - B + \frac{2iwk}{\sin \alpha_\nu} B \cos(\varphi - \varphi_\nu) r \\
& + \left[\left(\frac{w^2 k^2 \sin \alpha_3}{\sin \alpha_1 \sin \alpha_2 \sin 2\alpha_\nu} - \frac{h^2 \sin 2\alpha_{3-\nu}}{2 \sin 2\alpha_3} \right) B \cos 2(\varphi - \varphi_\nu) \right. \\
& + \frac{1}{4} B - \frac{1}{4} (-1)^\nu A \Big] r^2 + \dots + Ch \left\{ -\frac{\cos[\tau_2(\varphi - \varphi_\nu)]}{k \sin(\tau_2 \alpha_\nu)} r^{\tau_2} + \right. \\
& + \frac{i \sin[(1 + \tau_2)\alpha_{3-\nu}]}{w(1 + \tau_2) \sin \alpha_3} \cos[(\tau_2 + 1)(\varphi - \varphi_\nu)] r^{\tau_2+1} + \dots \Big\} + \\
& + D \left\{ \delta_{1\nu} \cos(\tau_3 \varphi) r^{\tau_3} - \frac{ikw}{1 + \tau_3} \frac{\cos[(\tau_3 + 1)(\varphi - \varphi_\nu)]}{\sin[(\tau_3 + 1)\alpha_\nu]} r^{\tau_3+1} + \dots \right\} + \dots
\end{aligned} \tag{15}$$

$$\begin{aligned}
(-1)^\nu \chi = & \frac{2iwh}{\sin \alpha_\nu} B \sin(\varphi - \varphi_\nu) r \\
& + kh \left(\frac{w^2 \sin \alpha_3}{\sin \alpha_1 \sin \alpha_2 \sin 2\alpha_\nu} - \frac{\sin 2\alpha_{3-\nu}}{2 \sin 2\alpha_3} \right) B \sin 2(\varphi - \varphi_\nu) r^2 + \dots \\
& + C \left\{ -\frac{\sin[\tau_2(\varphi - \varphi_\nu)]}{\sin(\alpha_\nu \tau_2)} r^{\tau_2} \right. \\
& + \frac{ik \sin[(1 + \tau_2)\alpha_{3-\nu}]}{w(1 + \tau_2) \sin \alpha_3} \sin[(1 + \tau_2)(\varphi - \varphi_\nu)] r^{\tau_2+1} + \dots \Big\} \\
& + Dh \left\{ \frac{\delta_{1\nu}}{k} \sin(\tau_3 \varphi) r^{\tau_3} - \frac{iw}{1 + \tau_3} \frac{\sin[(\tau_3 + 1)(\varphi - \varphi_\nu)]}{\sin[(1 + \tau_3)\alpha_\nu]} r^{\tau_3+1} + \dots \right\} + \dots
\end{aligned} \tag{16}$$

The obtained expressions of the functions ψ and χ allow us to determine the behavior near the edge of all field components and the surface current density on the RHP. To this end, we will represent the desired components in the form

$$\begin{aligned}
H_u = & (-1)^\nu I \{ (-1)^\nu A - B + o(r^0) \}, \\
E_u = & (-1)^\nu I \zeta_0 \left\{ \frac{2iwh}{\sin \alpha_\nu} B \sin(\varphi - \varphi_\nu) r - \frac{\sin \tau_2(\varphi - \varphi_\nu)}{\sin(\tau_2 \alpha_\nu)} C r^{\tau_2} + o(r^{\min(1, \tau_2)}) \right\}, \\
E_\rho = & (-1)^\nu I \zeta_0 \left\{ \frac{2w}{\sin \alpha_\nu} B \sin(\varphi - \varphi_\nu) - \frac{i}{k} \tau_3 \delta_{1\nu} \sin(\tau_3 \varphi) D r^{\tau_3-1} + o(r^{\min(0, \tau_3-1)}) \right\}, \\
E_\varphi = & (-1)^\nu I \zeta_0 \left\{ \frac{2w}{\sin \alpha_\nu} B \cos(\varphi - \varphi_\nu) - \frac{i}{k} \tau_3 \delta_{1\nu} \cos(\tau_3 \varphi) D r^{\tau_3-1} + o(r^{\min(0, \tau_3-1)}) \right\}, \\
H_\rho = & (-1)^\nu I \left\{ ih \left[\frac{\sin 2\alpha_{3-\nu}}{\sin 2\alpha_3} B \cos[2(\varphi - \varphi_\nu)] - \frac{1}{2} (-1)^\nu A + \frac{1}{2} B \right] r \right. \\
& + \frac{i\tau_2 C}{k \sin(\tau_2 \alpha_\nu)} \cos[\tau_2(\varphi - \varphi_\nu)] r^{\tau_2-1} + o(r^{\min(1, \tau_2-1)}) \Big\}, \\
H_\varphi = & (-1)^\nu I \left\{ -\frac{ih \sin 2\alpha_{3-\nu}}{\sin 2\alpha_3} B \sin[2(\varphi - \varphi_\nu)] r - \frac{i\tau_2 C}{k \sin(\tau_2 \alpha_\nu)} \sin[\tau_2(\varphi - \varphi_\nu)] r^{\tau_2-1} + o(r^{\min(1, \tau_2-1)}) \right\} \\
j_u = & I \left\{ 2ihBr - \frac{C}{w} r^{\tau_2} + o(r^{\min(1, \tau_2)}) \right\}, \\
j_\rho = & I \{ 2B + o(1) \}.
\end{aligned} \tag{17}$$

If $B = C = D = 0$, then the field at the edge is described by smoother functions compared with (17). Hereafter this trivial case is not considered since it corresponds to a distribution of the field of external sources that does not induce an electric current on the RHP.

From the obtained expressions, it follows that H_u and j_ρ tend to constants when approaching the edge. The behavior of all other components can be determined by comparing the two powers of r . So, for example, for the component E_u when $\alpha_3 > \pi$, the main term is proportional to r^{τ_2} , while when $\alpha_3 \leq \pi$, the main term is proportional to r . In addition to the relationships between angles, the behavior of the principal term can be influenced by the value of the propagation constant h . If we take $h = 0$, i.e., consider a field that is constant along the u axis, then some terms in (17) will vanish, and the behavior of the corresponding components will change. However, it can be noted that the indicated change affects only those components that at $r \rightarrow 0$ vanish no slower than linearly. The behavior of singular components, or components not vanishing on the edge is not influenced by the value of h . Just as in Refs. [1,4], the obtained expansions (15)–(17) do not allow one to carry out a term-by-term limit transition $w \rightarrow \infty$ (the half-plane is absent) or $w = 0$ (the half-plane is perfectly conducting). In each of these cases we arrive at the well-known [2,3] problem of determining the field near the edge of an perfectly conducting wedge. The powers of r that determine the order of the main term in each component for different h and w are summarized in the Table I, where it is noted that for $\alpha_1 = \pi$ ($\alpha_3 = \pi/2$) the leading term of the transverse components of the electric (magnetic) field cannot be described by a power function. The study of the field at such values of the angles is carried out below.

Table I

Field and current components	$w \neq 0, \infty$		$w = 0$		$w = \infty$	
	$h \neq 0$	$h = 0$	$h \neq 0$	$h = 0$	$h \neq 0$	$h = 0$
H_u	0	0	0	0	0	0
E_u	$\min(1, \tau_2)$	τ_2	τ_3	τ_3	τ_2	τ_2
E_ρ	$\min(0, \tau_3 - 1)^*$	$\min(0, \tau_3 - 1)^*$	$\tau_3 - 1$	$\tau_3 - 1$	$\tau_2 - 1$	$\tau_2 - 1$
E_φ	$\min(0, \tau_3 - 1)^*$	$\min(0, \tau_3 - 1)^*$	$\min(1, \tau_3 - 1)$	$\min(1, \tau_3 - 1)$	$\min(1, \tau_2 - 1)$	$\min(1, \tau_2 - 1)$
H_ρ	$\min(1, \tau_2 - 1)^{**}$	$\tau_2 - 1$	$\min(1, \tau_3 - 1)$	$\tau_3 - 1$	$\min(1, \tau_2 - 1)$	$\tau_2 - 1$
H_φ	$\min(1, \tau_2 - 1)^{**}$	$\tau_2 - 1$	$\tau_3 - 1$	$\tau_3 - 1$	$\tau_2 - 1$	$\tau_2 - 1$
j_u	$\min(1, \tau_2)$	τ_2	$\min(1, \tau_3 - 1)$	$\min(1, \tau_3 - 1)$	—	—
j_ρ	0	0	0	0	—	—

* $\alpha_1 \neq \pi$

** $\alpha_3 \neq \pi/2$

Let us now consider the degenerate cases, when the determinant Δ_0 has roots τ_s and $\tau_{s'} > \tau_s$ that differ by an integer l . Substituting the root τ_s into the determinant Δ_m , $m \geq 1$, we get that at least one of them, namely Δ_l , is equal to zero. In this case, the appearance of a term $r^{\tau_s+l} \ln r$ in the expansions of ψ and χ is possible. The condition $\tau_{s'} - \tau_s = l$ is necessary but not sufficient for the emergence of such a term. For example, for $1/\alpha_1 - 1/\alpha_3 = 1/\pi$, despite the relation $\tau_3 - \tau_2 = 1$, the term proportional to $r^{\tau_2+1} \ln r$ does not appear in the expansions of ψ and χ . This is due to the fact that the solvability condition of the SLAE for integration constants appearing in the expressions for a_{10} , b_{10} at $\tau = \tau_2$ leads to the equality $a_{11} = b_{11} \equiv 0$. In the other case, when $1/\alpha_2 - 1/\alpha_1 = 1/\pi$, the coefficients a_{11} and b_{11} in front of $r^{\tau_3+1} \ln r$ no longer turn to zero, and logarithmic functions remain

Table II

Field and current components	$\alpha_1 = \pi$	$\alpha_3 = \pi/2$		Field and current components	$\alpha_1 = \pi$	$\alpha_3 = \pi/2$	
		$h \neq 0$	$h = 0$			$h \neq 0$	$h = 0$
H_u	$\mathcal{O}(r^0)$	$\mathcal{O}(r^0)$	$\mathcal{O}(r^0)$	H_ρ, H_φ	$\mathcal{O}(r^{\tau_2-1})$	$\mathcal{O}(r \ln r)$	$\mathcal{O}(r)$
E_u	$\mathcal{O}(r^{\tau_2})$	$\mathcal{O}(r)$	$\mathcal{O}(r^2)$	j_u	$\mathcal{O}(r^{\tau_2})$	$\mathcal{O}(r)$	$\mathcal{O}(r^2)$
E_ρ, E_φ	$\mathcal{O}(\ln r)$	$\mathcal{O}(r^0)$	$\mathcal{O}(r^0)$	j_ρ	$\mathcal{O}(r^0)$	$\mathcal{O}(r^0)$	$\mathcal{O}(r^0)$

in the series (6). It is obvious that certain roots of the determinant Δ_0 differ by an integer also in the case when the ratio of π to any of the angles $\alpha_1, \alpha_2, \alpha_3$ is a rational number. The inconsistency of the Meixner method for such angles in a structure consisting of dielectric wedges is shown in the work [5]. The necessity of introducing logarithmic terms for such a structure is shown in work [6], where it is noted that for dielectric structures the introduction of logarithmic functions does not affect the first terms of the Meixner series, which determine the behavior of the field at the edge.

In the structure under consideration, logarithmic functions may appear in the leading terms of some field components. A simple analysis of formulas (17) allows us to identify two such cases: $\alpha_1 = \pi$ (Fig. 1b) and $\alpha_3 = \pi/2$ (Fig. 1c). The sequential solution of equations (7)–(9) in each of these cases allows us to determine the behavior of all field components. The results obtained for $w \neq 0, w \neq \infty$ are summarized in Table II. Data for $w = 0$ and $w = \infty$ is not provided since it may be found from Table I by substituting the corresponding values of α_1 or α_3 . In the case $\alpha_1 = \pi$, there are no field components that vanish linearly or faster when $r \rightarrow 0$. For this reason, according to what was mentioned above, the behavior the field at the edge at $\alpha_1 = \pi$ does not depend on the values of h . If $\alpha_2 = \alpha_1 = \pi$, then the wedge degenerates into a half-plane, and the data of Table II turns into the corresponding results of work [4]. In the case of $\alpha_3 = \pi/2$, the behavior of some field components turns out to depend on the value of h . An interesting fact for this structure is the disappearance at $h = 0$ of the logarithmic functions in the main terms of the transverse components of the magnetic field.

The set of data in Tables I and II determines the behavior of the field near the common edge of a

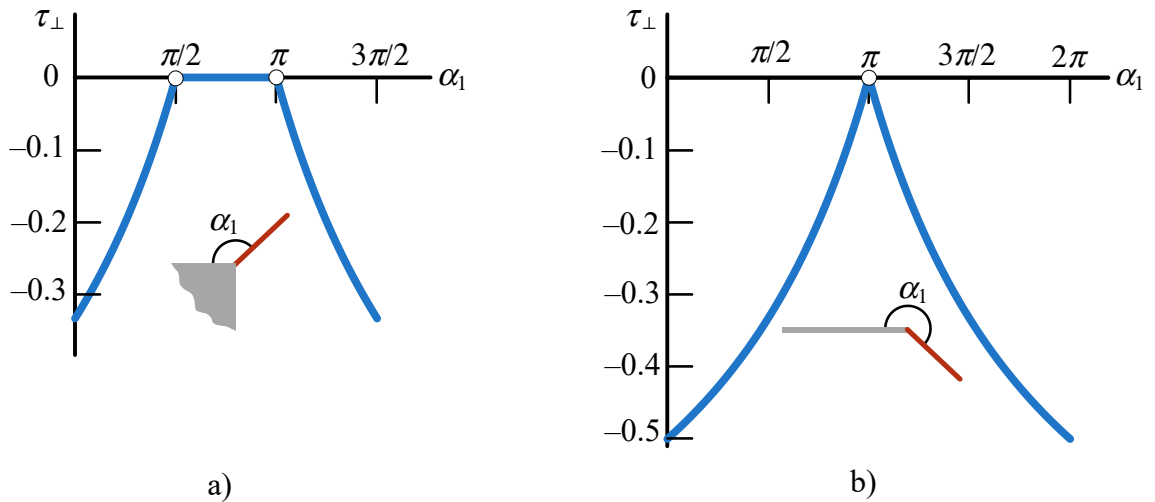


Figure 2: Singularity index τ_\perp of components E_ρ and E_φ as the function of α_1 . The holes in the graphs correspond to $E_\rho, E_\varphi = \mathcal{O}(\ln r)$.

perfectly conducting wedge and the RHP for all possible values of w , h , and angles α_1 , α_2 . A similar structure is considered in the work of Lang [7], where it is stated that the presence of an RHP always excludes the singularity of the transverse components of the electric field. To test this statement, Fig. 2 shows the curves of singularity index τ_\perp of components E_ρ , $E_\varphi = \mathcal{O}(r^{\tau_\perp})$ for two structures considered in Ref. [7]. When constructing these graphs, for greater clarity, the condition $\alpha_1 \geq \alpha_2$ used above was omitted. From the provided graphs it follows that for a structure with a rectangular wedge (Fig. 2a) the singularity is excluded only at $\pi/2 < \alpha_1 < \pi$. For a structure with a perfectly conducting half-plane (Fig. 2b), E_ρ and E_φ are singular for an arbitrary orientation of the RHP.

The reason for the discrepancy between our results and Lang's results [7] is that the condition (B) (see Eq. (5a) in [7]) is erroneous. The correct form of this formula (in the notation of work [7]) is as follows: $A_0^{(j)} = B_0^{(j)} = C_0^{(j)} = c_0^{(j)} = 0$. At the same time, $a_0^{(j)}, b_0^{(j)} \neq 0$ and the characteristic equations (5b) and (5c) take the form $\sin \tau \varphi_1 = 0$ or $\sin \tau(\varphi_2 - \varphi_1) = 0$. In addition to the conditions (A), (B) considered in [7], another condition, $A_0^{(j)} = B_0^{(j)} = c_0^{(j)} = 0$, is possible, under which $C_0^{(j)}, a_0^{(j)}, b_0^{(j)} \neq 0$ and $\tau = 1$. The existence of a solution corresponding to $\tau = 1$, for which all components of the field near the edge are finite, is mentioned in the monograph [3]. Let us note here that $\tau = 1$ in the notations of works [3,7] corresponds to $\tau = 0$ in the notations of this work. Correct consideration of all three conditions allows us to obtain, by Meixner method, the results that coincide with the data in Table I. However, degenerate cases (see Table II) can be investigated only with the help of series (6) we introduced.

III. NUMERICAL RESULTS

Let us demonstrate the efficiency of the found field distribution near the edge by the example of the solution by the Galerkin method of the integral equation [8] for a surface current density \mathbf{j} on the resistive film in the diagonal plane of the rectangular waveguide (see Fig. 3). Let us expand j_u and j_v components (u is the coordinate along the waveguide axis) into the series of Gegenbauer's polynomials $C_\mu^{(\tau)}(x)$ with the weight chosen according to the data given in Table II:

$$\begin{aligned} j_u &= I \left[1 - \left(\frac{2v}{d} \right)^2 \right] \sum_{\mu=1}^{M^u} A_\mu C_{2\mu-1}^{(3/2)} \left(\frac{2v}{d} \right), & d &= \sqrt{a^2 + b^2}, \\ j_v &= I \sum_{\mu=1}^{M^v} B_\mu C_{2\mu-2}^{(1/2)} \left(\frac{2v}{d} \right). \end{aligned} \quad (18)$$

The realization of the Galerkin method leads to a homogeneous system of linear algebraic equations for determining the unknown coefficients A_μ , B_ν . The condition of the existence of a nontrivial solution of this system gives the required dispersion equation.

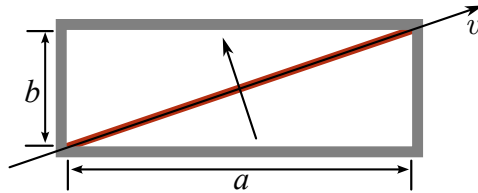


Figure 3: Cross-section of a rectangular waveguide with a resistive film placed in the diagonal plane.

Table III

M^v	M^u		
	1	2	3
	κa		
1	$3.59301 - 0.21609i$	$3.59301 - 0.21609i$	$3.59301 - 0.21609i$
2	$3.61637 - 0.23759i$	$3.61656 - 0.23757i$	$3.61656 - 0.23757i$
3	$3.61631 - 0.23771i$	$3.61637 - 0.23771i$	$3.61637 - 0.23771i$
4	$3.61631 - 0.23771i$	$3.61637 - 0.23771i$	$3.61637 - 0.23771i$

Table III contains calculation results of the transversal wavenumber κa of the dominant mode at $b/a = 0.5$, $k_0 a = 5$, $W = 100 \Omega$, $\zeta_0 = 120\pi \Omega$. Dominant mode is the one which is transformed into the TE₁₀ mode of a hollow waveguide as $w \rightarrow \infty$. As we can see, already at $M^u = 2$, $M^v = 3$ stabilization of six digits of κa is achieved. Note that using instead of (18) the corresponding expansions of work [8] for the same $M^u = 2$, $M^v = 3$ ensures the stabilization of only three significant digits of the value of κa . This is due to the fact that the basis functions used in the work [8] incorrectly describe the behavior of the current near the edge.

REFERENCES

- [1] I. M. Braver, Kh. L. Garb, P. Sh. Fridberg, and I. M. Yakover, "Behavior of a solution of Maxwell's equations near the edge of a half-plane on which there are given two-sided boundary conditions of impedance type," *Soviet Physics — Doklady*, vol. 31, no. 2, pp. 113–115, February 1986.
- [2] J. Meixner, "The behavior of electromagnetic fields at edges," *IEEE Transactions on Antennas and Propagation*, vol. 20, no. 4, pp. 442–446, July 1972, doi: [10.1109/TAP.1972.1140243](https://doi.org/10.1109/TAP.1972.1140243).
- [3] R. Mittra and S. W. Lee, *Analytical Techniques in the Theory of Guided Waves*. New York: Macmillan, 1971.
- [4] I. M. Braver, P. Sh. Fridberg, Kh. L. Garb, and I. M. Yakover, "The behavior of the electromagnetic field near the edge of a resistive half-plane," *IEEE Transactions on Antennas and Propagation*, vol. 36, no. 12, pp. 1760–1768, December 1988, doi: [10.1109/8.14398](https://doi.org/10.1109/8.14398).
- [5] J. B. Andersen and V. V. Solodukhov, "Field behavior near a dielectric wedge," *IEEE Transactions on Antennas and Propagation*, vol. 26, no. 4, pp. 598–602, July 1978, doi: [10.1109/TAP.1978.1141899](https://doi.org/10.1109/TAP.1978.1141899).
- [6] G. I. Makarov and A. V. Osipov, "The structure of Meixner's series," *Radio Physics and Quantum Electronics*, vol. 29, no. 6, pp. 544–549, June 1986, doi: [10.1007/BF01035092](https://doi.org/10.1007/BF01035092).
- [7] K. C. Lang, "Edge condition of a perfectly conducting wedge with its exterior region divided by a resistive sheet," *IEEE Transactions on Antennas and Propagation*, vol. AP-21, no. 2, pp. 237–238, March 1973, doi: [10.1109/TAP.1973.1140446](https://doi.org/10.1109/TAP.1973.1140446).
- [8] I. M. Braver, Kh. L. Garb, P. V. Nikolaev, and P. Sh. Fridberg, "Theoretical and experimental investigation of a rectangular waveguide with a resistive film in the diagonal plane," *Radio Physics and Quantum Electronics*, vol. 27, no. 11, pp. 1007–1013, November 1984, doi: [10.1007/BF01037396](https://doi.org/10.1007/BF01037396).