

Feynman 1947 letter on path integral for the Dirac equation

Ted Jacobson

*Maryland Center for Fundamental Physics
University of Maryland
College Park, MD 20742*

Abstract

In 1947, four months before the famous Shelter Island conference, Richard Feynman wrote a lengthy letter to his former MIT classmate Theodore Welton, reporting on his efforts to develop a path integral describing the propagation of a Dirac particle. While these efforts never came to fruition, and were shortly abandoned in favor of a very different method of dealing with the electron propagator appearing in QED, the letter is interesting both from the historical viewpoint of revealing what Feynman was thinking about during that period just before the development of QED, and for its scientific ideas. It also contains at the end some philosophical remarks, which Feynman wraps up with the comment, “Well enough for the baloney.” In this article, I present a transcription of the letter along with editorial notes, and a facsimile of the original handwritten document. I also briefly comment on Feynman’s efforts and discuss their relation to some later work.

Contents

| | | |
|----------|---|-----------|
| 1 | Introduction | 1 |
| 2 | The letter | 3 |
| 3 | Note on strategy for separating the effect of the mass | 11 |
| 4 | Commentary and relation to later work | 11 |
| A | Supplementary material: facsimiles | 15 |

1 Introduction

The motivating germ of Feynman’s diagrammatic formulation of QED was the idea that if the electromagnetic field is eliminated in favor of direct inter-particle interaction, then it is possible—classically—to exclude the problematic self-interactions that lead to divergent self-energy [1, 2]. Wheeler and Feynman [3, 4] developed a classical realization of this approach to electrodynamics using a relativistic worldline action principle with pairwise interactions.¹ To implement this idea in the quantum theory, it

¹What was novel in their work was not the action principle, but the recognition that if the universe is a perfect absorber of radiation then the physics of the time symmetric action principle would manifest as if one restricted to purely retarded (or purely advanced) electromagnetic fields, which could account for radiation reaction.

was necessary to develop a worldline action approach to quantum mechanics, which Feynman did for nonrelativistic particles in his Ph.D. dissertation [5], and reported in a journal article six years later [6]. A next step in this program would have been to develop a relativistic worldline path integral for spin-1/2 particles, so that in particular electrons and positrons could be included in the theory. Feynman never published anything along these lines, but we know from comments in his Nobel Prize address [1], and from a letter he wrote to his former MIT classmate Theodore (Ted) Welton [7], that this was not for want of trying.

The letter, which consists of thirteen densely handwritten pages, came to light in Schweber's RMP article, *Feynman and the Visualization of Spacetime Processes* [2], where it was mentioned briefly in Section IV.C. In *The Genesis of Feynman Diagrams* by Wüthrich [8], it was the subject of extensive discussion in Sections 4.3-4.5 of Chapter 4, "The Dirac Equation: Feynman's Great Struggle". The focus there was on the role this effort played on the path to the diagrams, and on Feynman's motivations, his evaluation of his own attempts, and on his attitude toward visualization and understanding in physics. These sections include transcriptions of roughly a page and a half of text from the letter, mostly pertaining to this focus, as well as facsimiles of all but four of the pages from the letter. The present article, in contrast, focuses on parsing and evaluating the technical aspects of Feynman's efforts to construct a path integral for a Dirac particle in three spatial dimensions.

In view of historical interest in what Feynman was up to just before developing his diagrammatic approach to QED, as well as the fact that there has been a continuing small but persistent effort by others to develop a spacetime path integral for spin-1/2 particles (without the use of Grassmann variables), it seemed worthwhile to transcribe and reproduce the letter in full, to make it more accessible. My own interest was driven in large part by the fact that I had developed a similar approach to the problem many years ago [9], inspired by Problem 2-6 in the book by Feynman and Hibbs [10], which lays out how the propagator for a Dirac particle in 1+1 spacetime dimensions can be obtained from a sum over paths that zigzag at the speed of light. It is fascinating to see in the letter how Feynman tried (without success as far as I can tell) to handle the 3+1 dimensional case.

Section 2 of this paper contains a complete transcription of the letter along with editorial footnotes aimed at clarifying its content. Section 3 contains a transcription of a brief note, probably written by Feynman, outlining a strategy for separating out the effect of the mass term in constructing a path integral for the Dirac equation. Section 4 presents commentary on, and evaluation of, Feynman's efforts, as well as discussion their relation to some later work. Facsimiles of the original handwritten letter and note are included in Supplementary Material.

There is no finer way to close this introduction than to quote Feynman's own comments on his efforts in this direction, taken from his Nobel Lecture [1]:

Another problem on which I struggled very hard, was to represent relativistic electrons with this new quantum mechanics. I wanted to do a unique and different way – and not just by copying the operators of Dirac into some kind of an expression and using some kind of Dirac algebra instead of ordinary complex numbers. I was very much encouraged by the fact that in one space dimension, I did find a way of giving an amplitude to every path by limiting myself to paths, which only went back and forth at the speed of light. The amplitude was simple ($i\epsilon$) to a power equal to the number of velocity reversals where I have divided the time into steps and I am allowed to reverse velocity only at such a time. This gives (as ϵ approaches zero) Dirac's equation in two dimensions – one dimension of space and one of time ($\hbar = m = c = 1$).

Dirac's wave function has four components in four dimensions, but in this case, it has only two components and this rule for the amplitude of a path automatically generates the need for two components. Because if this is the formula for the amplitudes of path, it will not

do you any good to know the total amplitude of all paths, which come into a given point to find the amplitude to reach the next point. This is because for the next time, if it came in from the right, there is no new factor $i\epsilon$ if it goes out to the right, whereas, if it came in from the left there was a new factor $i\epsilon$. So, to continue this same information forward to the next moment, it was not sufficient information to know the total amplitude to arrive, but you had to know the amplitude to arrive from the right and the amplitude to arrive to the left, independently. If you did, however, you could then compute both of those again independently and thus you had to carry two amplitudes to form a differential equation (first order in time).

And, so I dreamed that if I were clever, I would find a formula for the amplitude of a path that was beautiful and simple for three dimensions of space and one of time, which would be equivalent to the Dirac equation, and for which the four components, matrices, and all those other mathematical funny things would come out as a simple consequence – I have never succeeded in that either. But, I did want to mention some of the unsuccessful things on which I spent almost as much effort, as on the things that did work.

2 The letter

The letter [7] is filed at the Caltech Archives in Box 11, Folder 2 (Dirac Equation). It responds to a prior letter from Welton, which is likely the 18 page letter that is in the same Folder (except for the first two pages which are missing). Many other papers and notes related to the Dirac equation are filed in Box 11, Folder 2, although I found no significant development on a path integral for the 3+1 dimensional Dirac equation beyond what appears in this letter.

I have transcribed the letter preserving in most cases notation, punctuation, and placement of text, except when that would have been impractical due to the placement of diagrams, side notes, or annotations on the page. Crossed out text has been omitted, and the equation numbers are added by me in the transcription for ease of future reference. Anything in square brackets is clarification or commentary by me, including all of the footnotes. A facsimile of the letter is included in the Supplementary Material.

Monday, Feb. 10.²

Dear Ted

I got your very interesting letter today.

I realized how 2nd quantization in the case of a He atom transformed something that looked like Schrodinger's picture (if ψ is a function) to something that was correct (if ψ is an operator). So I knew you are on the right track with your theory & I now believe it to such an extent that I will learn 2nd quant. & try to solve your problem of how to deal with the "rest of the universe."³ I am engaged now in a general program of study – I want to understand (not just in a mathematical way) the ideas in all branches of theor. physics. As you know I am now struggling with the Dirac Eqn.

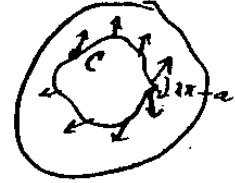

The ideas which you outlined were, as you say, vague, but otherwise they are exactly right in the sense that the way I now see the Dirac Eqn. is just a more precise formulation of your (& of course my earlier) ideas. There are several ways I can explain it, all leading to the same answer but all not

²[Schweber's bibliography in [2] cites 1947 as the year of this letter, and Wüthrich [8] points out that February 10 fell on a Monday only in 1941 and 1947 during the 1940's.]

³[Welton's letter is in part concerned with the effort to develop a relativistic quantum field theoretic version of the Wheeler-Feynman absorber theory of radiation, based on half advanced plus half retarded potentials.]

equally precise. The one with the most shaky physical ideas at present, I think is the closest to the truth & I would like to explain it to you because (1) you may get nice ideas (2) I will learn something by formulating it clearly. In this particular “model” paths do not necessarily go at light velocity – altho I may change that later as you shall see.

The idea which I got to in 2 dimensions, of loading each turn thru θ by $e^{i\theta/2}$ does not work well in 3 dimensions for the angles θ are in different planes. What is needed is to keep track of 3 dimensional rotations, and to use a factor instead of $e^{i\theta/2}$ which is capable of keeping track of a complete 3-dimensional rotation. To be more precise, one model I had said this: go on any path at light velocity but consider only paths that start from A & go to B entering B in the same direction as they left A. Then the factor is



$e^{ia/2}$ where a is the solid angle enclosed by the tangent (velocity) vector in its gyrations along the path. Now we at once ask what information must be kept by the time we reach C. At C the area (solid angle) enclosed by the vector is not closed so we have simply to keep track, sort of, of where we are on the sphere. But slightly more than that. When we get back to A (at B)⁴ we have enclosed area & that is what we have to keep track of. One geometrical way we can keep track is to put up a small arrowhead at A & move it parallel to itself as you go along the trajectory (differential parallelism). When it gets to B (I'm on the sphere surface now) it will have rotated, relative to its original position by an angle $2\pi - a$. Thus at C we need keep only the axis of C and a direction for our little vector. This we can do by choosing a standard direction arbitrarily at each pt of the sphere and saying that at C we have to rotate around C by a given angle to define the angle of the little vector with the standard direction. Thus we have at the point C in the path to keep track of a rotation in three space (around the axis of the tangent to the path). Thus the “wave function” (defined to be that quantity or quantities which if known at C from all paths reaching C would permit calculation [of] the same quantities at the next instant of time) must be a symbol representing a rotation in space – which can be added & which, if the rotation is “ a ” around some particular axis (say the z axis) must be represented by $e^{ia/2}$. [Added as a footnote:] I forgot to say, the whole thing can be put in a very succinct way: any path represents a rotation. For imagine that we have a sphere with a pole & keep turning it so that the pole-center line lies in the direction of the path's tangent. Then when we complete the path the sphere has made a net rotation. If the wave function at A is ψ_A , that at B represents the “rotation of the path” $\times \psi_A$ (summed on all paths). If tangent at A is in same direction as at B, net rotation can only be rotation around pole-center axis. It is, by angle a .

I don't expect you to understand the above argument because it was a long time for me to figure it out too. However, be that as it may, when I studied quaternions which I knew were designed to represent rotations I realized that they were the mathematical tool in which to represent my thoughts. To remind you:⁵ a quaternion q is a hybrid addition between a scalar α & vector \mathbf{A} .⁶ $q = \alpha + \mathbf{A}$ say.⁷

⁴[This presumably refers to the directions at A and B.]

⁵[Here in the right margin Feynman adds the properties of the basis quaternions: \mathbf{i} = rot by 180° about x , \mathbf{j} = rot by 180° about y , \mathbf{k} = rot by 180° about z , as well as the multiplication rules, $\mathbf{i}^2 = -1$, $\mathbf{j}^2 = -1$, $\mathbf{k}^2 = -1$, $\mathbf{ij} = \mathbf{k} = -\mathbf{ji}$ etc, and $q = \alpha + A_x \mathbf{i} + A_y \mathbf{j} + A_z \mathbf{k}$. Near the end of the letter (see footnote 22) he mentions the relation to Pauli matrices (e.g. $\mathbf{i} = -i\sigma_z$), referring to a notation that Welton had used.]

⁶[Feynman writes a vector as well as the corresponding quaternion as a letter with a double line on the left. In this transcript instead boldface notation is employed.]

⁷[For modern readers, it may be easier to follow the reasoning by identifying $q = \alpha + \mathbf{A}$ with the 2×2 complex matrix

If $q = \alpha + \mathbf{A}$, $p = \beta + \mathbf{B}$ then $qp = \alpha\beta - \mathbf{A} \cdot \mathbf{B} + \alpha\mathbf{B} + \beta\mathbf{A} + \mathbf{A} \times \mathbf{B}$. $q + p = \alpha + \beta + \mathbf{A} + \mathbf{B}$. Symbol \bar{q} is defined (say adjoint quaternion \leftarrow my term) $\bar{q} = \alpha - \mathbf{A}$. The size of a quaternion squared is $q\bar{q} = (\alpha + \mathbf{A})(\alpha - \mathbf{A}) = \alpha^2 + \mathbf{A} \cdot \mathbf{A}$: a scalar. The quaternion representing a rotation about the axis \mathbf{n} (unit vector) by angle θ is $\cos \theta/2 + \mathbf{n} \sin \theta/2 = e^{\mathbf{n}\theta/2} = q_{\theta, \mathbf{n}}$.⁸ Such a quaternion has unit size. If \mathbf{n} is a unit vector, then considering it as a quaternion it represents a rotation by 180° around \mathbf{n} . $\mathbf{n}\mathbf{n} = -\mathbf{n} \cdot \mathbf{n} + \mathbf{n} \times \mathbf{n} = -1$ so rotation by 360° around any axis is represented by -1 . 720° by $+1$ & is equivalent to no rotation. If \mathbf{n}_1 and \mathbf{n}_2 are two unit vectors, what quaternion is $-\mathbf{n}_1\mathbf{n}_2 = \mathbf{n}_1\bar{\mathbf{n}}_2$? It is the result of 180° around \mathbf{n}_2 followed by -180° around \mathbf{n}_1 . This, by an argument due to Wigner which is clear when you think about it, is a rotation around an axis \perp to \mathbf{n}_1 & \mathbf{n}_2 by an angle equal to twice the angle between \mathbf{n}_1 & \mathbf{n}_2 (because 180° around \mathbf{n}_1 moves \mathbf{n}_2 to the other side, thus moves it by twice the angle between \mathbf{n}_1 & \mathbf{n}_2).⁹

Consider then a path, which may be looked upon as a sequence $\mathbf{n}_1, \mathbf{n}_2, \mathbf{n}_3, \dots$ of unit vectors (tangent vectors) (velocity vectors) at successive positions of the path. Suppose there are an even number of them (I'll do that better later). We seek the quaternion representing the rotation for this path resulting from turning \mathbf{n}_1 to \mathbf{n}_2 , from \mathbf{n}_2 to \mathbf{n}_3 , from \mathbf{n}_3 to $\mathbf{n}_4 \dots$ etc. This is needed (see footnote above) for quantum mech. I assert it is simply $\mathbf{n}_1\bar{\mathbf{n}}_2\mathbf{n}_3\bar{\mathbf{n}}_4 \dots$ (product of all \mathbf{n} 's).¹⁰ $\bar{\mathbf{n}} = -\mathbf{n}$. For consider that \mathbf{n}_1 & \mathbf{n}_2 differ only infinitesimally (?). Then $\mathbf{n}_1\mathbf{n}_2$ is a rotation by twice the angle \mathbf{n}_1 to \mathbf{n}_2 , & then \mathbf{n}_3 to \mathbf{n}_4 is a rot. by twice angle $3 \rightarrow 4$. But angle 2 to 3 or 4 to 5 etc are left out, so assuming continuity (?) etc. the factor of two is undone! (What I say is OK in the limit for a continuous path – I don't know what is true for Weierstrass curves with infinite discontinuities in slope or something).

Thus the factor $\Phi = e^{\frac{i}{\hbar}S} = e^{\frac{i}{\hbar} \int_{t_1}^{t_2} L(x, \dot{x}) dt}$ in my non-relativistic quantum mech. must be replaced by $\mathbf{n}_1\bar{\mathbf{n}}_2\mathbf{n}_3 \dots \bar{\mathbf{n}}_N$, and the wave function is a quaternion.¹¹ Thus one might guess, by reducing the long product to a final step, not $\psi(\mathbf{r}, t + \epsilon) = \int \mathbf{n}\psi(\mathbf{r} - \epsilon\mathbf{n}, t)\bar{d}\mathbf{n}$ but rather

$$\psi(\mathbf{r}, t + \epsilon) = \int \mathbf{n}\chi(\mathbf{r} - \epsilon\mathbf{n}, t)\bar{d}\mathbf{n} \quad (1)$$

$$\chi(\mathbf{r}, t + \epsilon) = - \int \mathbf{n}\psi(\mathbf{r} - \epsilon\mathbf{n}, t)\bar{d}\mathbf{n} \quad (2)$$

because with an odd no. of \mathbf{n} factors one has quite a different thing (called χ) than one has with even no. The symbol $\bar{d}\mathbf{n}$ means some sort (?) (!) of an average over all directions. The right hand side can be

$\alpha I - i\mathbf{A} \cdot \boldsymbol{\sigma}$, where $\boldsymbol{\sigma}$ is the vector of Pauli matrices.]

⁸[With the Pauli matrix interpretation of footnote 7, this is the unitary matrix $\exp(-i\theta\mathbf{n} \cdot \boldsymbol{\sigma}/2)$, which is the spin-1/2 representation of a rotation through angle $\theta\mathbf{n}$ acting on two-component spinors. Alternatively, the conjugation $q_{\theta, \mathbf{n}}\mathbf{A}\bar{q}_{\theta, \mathbf{n}}$ yields the quaternion corresponding to the rotated vector \mathbf{A} .]

⁹[In the Pauli matrix representation of footnote 7,

$$\mathbf{n}_1\bar{\mathbf{n}}_2 \longleftrightarrow (-i\mathbf{n}_1 \cdot \boldsymbol{\sigma})(i\mathbf{n}_2 \cdot \boldsymbol{\sigma}) = \mathbf{n}_1 \cdot \mathbf{n}_2 + i(\mathbf{n}_1 \times \mathbf{n}_2) \cdot \boldsymbol{\sigma} = \cos \theta_{12}I + i \sin \theta_{12}\mathbf{n}_{12} \cdot \boldsymbol{\sigma} = \exp(i\theta_{12}\mathbf{n}_{12} \cdot \boldsymbol{\sigma}),$$

where θ_{12} is the angle of rotation from θ_1 to θ_2 and \mathbf{n}_{12} is the unit vector in the direction of $\mathbf{n}_1 \times \mathbf{n}_2$. This seems to differ by the sign of the rotation from what Feynman says, but it is not entirely clear to me what he meant.]

¹⁰[It seems to me that the order of multiplication should be the opposite.]

¹¹[Feynman does not comment on how he would connect a quaternion wave function to the spinor wave function that is governed by the Dirac equation. Perhaps it was just obvious to him that he would eventually take the quaternion to operate on an initial two-component spinor, thus yielding another spinor.]

simplified, if we assume $\underline{d\mathbf{n}}$ means just average over all directions of the vector \mathbf{n} ;

$$\mathcal{E}_g : \int \mathbf{n} \chi(\mathbf{r} - \epsilon \mathbf{n}, t) \underline{d\mathbf{n}} = \left(\int \mathbf{n} \underline{d\mathbf{n}} \right) \chi(\mathbf{r}, t) - \epsilon \left(\int \mathbf{n} (\mathbf{n} \cdot \nabla) \underline{d\mathbf{n}} \right) \chi(\mathbf{r}, t) + \dots \quad (3)$$

$$\left(\text{Now } \int \mathbf{n} \underline{d\mathbf{n}} = 0, \quad \int \mathbf{n} (\mathbf{n} \cdot \mathbf{A}) \underline{d\mathbf{n}} = \mathbf{A} \cdot \frac{1}{3} \right) \quad (4)$$

$$= 0 - \frac{1}{3} \epsilon \nabla \chi \quad (5)$$

here $\nabla \chi$ is a quaternion combination, not just ∇ of a scalar.¹² It is to be figured thus: if $\chi = \alpha + \mathbf{A}$, then

$$\nabla \chi = \nabla(\alpha + \mathbf{A}) = \nabla \alpha + \nabla \mathbf{A} = (\nabla \alpha) - (\nabla \cdot \mathbf{A}) + (\nabla \times \mathbf{A}). \quad (6)$$

Now, the factor of 3 and a few other things worry me about this but I realize I am close because in quaternion notation Dirac's equations (with mass) (no field) can be written:

$$\begin{aligned} \frac{\partial a}{\partial t} &= \nabla b + i \mu b \\ \frac{\partial b}{\partial t} &= -\nabla a + i \mu a \end{aligned} \quad (7)$$

so it looks like we are close to the equations with mass $\mu = \frac{mc}{\hbar}$ equal to zero.¹³ Or maybe if we average just right, or add another effect we could get mass. (Note the imaginary.) To get the fields, multiply $\mathbf{n}_1 \bar{\mathbf{n}}_2 \mathbf{n}_3 \dots$ by $\exp \frac{ie}{\hbar c} \int (\mathbf{n} \cdot \mathbf{A}) ds$ ¹⁴

Now, if you are still staggering but on your feet I will tell you more, which is even harder to understand. My purpose now is to consider a path as a set of four functions $x_\mu(s) = x, y, z, t(s)$ of a parameter s . Thus the speed need not be that of light — but for simplicity I want to restrict it to velocities less than that (or at most equal to c). The idea now is to consider a path is a succession of 4-vectors $v_\mu^{(1)}, v_\mu^{(2)}, v_\mu^{(3)} \dots$ representing successive proper velocities ($v^\mu v_\mu = 1$) on the path. Then each path represents a net Lorentz-Rotation transformation. (I mean a combination of a Rot. & a Lorentz). Thus take the Lorentz trans. which carries $v_\mu^{(1)}$ to $v_\mu^{(2)}$. Then that which carries $v_\mu^{(2)}$ to $v_\mu^{(3)}$ etc. What is the net? We desire a symbolism, which by analogy works in 4 space (3+1) like the quaternions do in 3. I shall show that this symbolism is furnished by quaternions using complex numbers for components!

I have trouble visualizing 3+1 space, but I have become an expert at visualizing (really!) 4 dimensions with all dimensions equivalent. $ds^2 = dx^2 + dy^2 + dz^2 + dt^2$. What are the properties of rotations in this space? First a simple rotation called turn from on vector \mathbf{n}_1 to another \mathbf{n}_2 is not around just one axis, but around two, (since there are 2 perpend. directions both \perp to \mathbf{n}_1 & \mathbf{n}_2). More precisely for any plane (e.g. of \mathbf{n}_1 & \mathbf{n}_2) there is a completely \perp plane (I call it the antipodal plane) such that if \mathbf{n}_1 is any vector in the first plane, & \mathbf{n}_2 is any vector in the second plane, then \mathbf{n}_1 is \perp to \mathbf{n}_2 . A plane (& hence its antipodal plane) is determined by 4 parameters {2 perpendicular unit vectors = 8 - 2 (unit) - 1(perp) = 5 nos. but they can be set at any angle in the plane \therefore 4 para.}. A complete 4 dim. rot. is characterized by 6 parameter & can always be resolved into a turn (1 parameter) in a certain plane (4 para.) and in addition some other rotational angle (turn) in the antipodal plane (1 para). Turns in two antipodal planes

¹²[The implication of (5) is that $\psi(\mathbf{r}, t + \epsilon)$ in (1) is smaller than $\chi(\mathbf{r}, t)$ by a factor of $O(\epsilon)$. This shows that the amplitude rule proposed in the previous paragraph cannot yield the Dirac propagator, since every step would entail another factor of ϵ . Feynman's comparison with (7) suggests that he may have intended to subtract $\psi(\mathbf{r}, t)$ from the left hand side of (1), in which case that side would also be $O(\epsilon)$. However, the resulting equation would not correspond to his proposed amplitude rule.]

¹³[I suspect that in the first equation ∇b should be ∇a , and in the second equation vice versa, presuming that a and b are supposed to describe opposite chiralities.]

¹⁴[Annotations indicate that the integral is "along path", and the integrand quantity in parentheses is "ordinary scalar".]

commute, obviously. (Example a Lorentz trans. from velocity in z direction is a turn in the zt plane, this commutes with space rotations about the z axis (turns in the xy plane).).

Now (lets call these octonions¹⁵) the “quaternions” representing 4 space rotations will probably have among their fundamental unit vectors, a set of six: $I_{xy}, I_{yz}, I_{zx}, I_{xw}, I_{yw}, I_{zw}$ such that $I_{xy}^2 = -1$ etc. and such relations as are true with one dimension lacking are still true, such as $I_{xy}I_{yz} = I_{zx} = -I_{yz}I_{xy}$. (We can identify $I_{xy} = \mathbf{k}$, $I_{yz} = \mathbf{i}$, $I_{zx} = \mathbf{j}$). These fundamental units represent turns of 180° in the various planes xy etc. Hypothesis; (I) the octonion representing a rotation of φ in the xy plane is

$$e^{\frac{\varphi}{2}I_{xy}} = \cos \frac{\varphi}{2} + \sin \frac{\varphi}{2} I_{xy}. \quad (8)$$

Etc. for other planes. (II) If we go φ on xy plane, and θ on antipodal zw plane the octonion is¹⁶

$$e^{\frac{\varphi}{2}I_{xy}} e^{\frac{\theta}{2}I_{zw}} = \cos \frac{\varphi}{2} \cos \frac{\theta}{2} + \sin \frac{\varphi}{2} \cos \frac{\theta}{2} I_{xy} + \sin \frac{\theta}{2} \cos \frac{\varphi}{2} I_{zw} + \sin \frac{\varphi}{2} \sin \frac{\theta}{2} I_{xy} I_{zw}. \quad (9)$$

There is no ambiguity about the order of factors since rotations about the antipodal planes commute. (hence also $I_{xy}I_{zw} = I_{zw}I_{xy}$).

I have just explained how to define the octonions for a special pair xy & zw but it is clear what to do for any two antipodal planes (the I for any plane is the appropriate (by coordinate transformation as tensor 2nd rank) linear combination of the I 's for xy , xz , etc. - In fact define $I_{yx} = -I_{xy}$ & the I 's form & transform like an antisym. tensor 2nd rank).

Now we need one other fact to finish the description. We see we have new “unit vectors” or quantities such as $I_{xy}I_{zw}$. How many of these are there (for other pairs of planes e.g. $I_{xz}I_{yw}$) & what are their properties? Well they represent two 180° turns, one around each of two antipodal planes. The first turns x to $-x$ and y to $-y$; the second z to $-z$ and w to $-w$. Hence, (III) two 180° rot. about antipodal planes, represented hereafter by the symbol \mathcal{R} simply reverses direction of all axes and is the same no matter which pair of antipodal planes is used. Further, clearly \mathcal{R} commutes with every operation. In 4 space $\mathcal{R}^2 = 1$ (since $\mathcal{R}^2 = 360^\circ$ around two axes, & each one is -1 . As I find, but don't see, $\mathcal{R}^2 = -1$ in (3+1) dimens. space. Hence

$$I_{xy}I_{zw} = -\mathcal{R} = I_{yz}I_{xw} \quad (10)$$

etc.¹⁷ Hence multiplying both sides by I_{xy} , note:

$$I_{xy}I_{xy}I_{zw} = -\mathcal{R}I_{xy} = -I_{zw}. \quad \therefore \boxed{I_{zw} = \mathcal{R}I_{xy}} \quad (11)$$

hence we have 4 unit vectors, $\mathbf{i}, \mathbf{j}, \mathbf{k}, \mathcal{R}$. \mathcal{R} commutes with all!

$$\mathcal{R}^2 = \begin{matrix} +1 & (4 \text{ space}) \\ 1 & (3+1 \text{ space}) \end{matrix} \quad \mathbf{i}^2 = \mathbf{j}^2 = \mathbf{k}^2 = -1. \quad \mathbf{ij} = \mathbf{k} = -\mathbf{ji}. \quad \mathcal{R}\mathbf{i} = \mathbf{i}\mathcal{R} \text{ etc.} \quad (12)$$

$$\begin{aligned} I_{xy} &= \mathbf{k} & I_{xw} &= \mathcal{R}\mathbf{i} \\ I_{yz} &= \mathbf{i} & I_{yw} &= \mathcal{R}\mathbf{j} \\ I_{zx} &= \mathbf{j} & I_{xw} &= \mathcal{R}\mathbf{k} \end{aligned} \quad (13)$$

¹⁵[This is not the standard meaning of the term “octonion”. Below, Feynman will conclude that, in Lorentz signature, what he calls octonions can be identified with quaternions with complex coefficients.]

¹⁶[For the last term Feynman wrote $\sin \frac{\varphi}{2} \cos \frac{\varphi}{2} I_{xy}I_{zw}$, but this must have been a slip of the pen, since the expression should be symmetric under $\varphi \leftrightarrow \theta$ interchange. Also, obviously if $\theta = 0$ there should be no term involving I_{zw} .]

¹⁷[Pointing to the minus sign in front of \mathcal{R} , Feynman inserts “arbitrary choice for convenience”.]

Every octonion then is of the form,

$$q = \alpha_1 + \mathcal{R}\alpha_2 + \mathbf{A}_1 + \mathcal{R}\mathbf{A}_2 \quad (14)$$

where α_1 and α_2 are nos. and $\mathbf{A}_1, \mathbf{A}_2$ represent 3 vectors, $\mathbf{A}_1 = A_{1x}\mathbf{i} + A_{1y}\mathbf{j} + A_{1z}\mathbf{k}$, $\mathbf{A}_2 = A_{2x}\mathbf{i} + A_{2y}\mathbf{j} + A_{2z}\mathbf{k}$. Thus, an octonion is a quaternion whose coefficients are of form $a + \mathcal{R}b$. In 3+1 space $\mathcal{R}^2 = -1$ and we can take $\mathcal{R} = i$ if we wish, so octonions for Lorentz Trans & Rotations are quaternions with complex $(a + ib)$ coefficients. QED. The result for 4 space is independent of which axis is used for w , but in 3+1 space, to preserve the 3+1 symmetry we can take the t axis (in some Lorentz frame) to be w .

Now, how can we represent the transformation needed to turn v_μ into u_μ where v_μ, u_μ are unit four vectors? (In 4 space, first). Consider the octonion $+(\sum_\mu v_\mu u^\mu) - \sum_{\mu>\nu} v_\mu u^\nu I_{\mu\nu}$.¹⁸ I say it represents a turn in the v, u plane by twice the angle of the turn of v_μ to u_μ . (Because, the analysis above showed us we could take any axis, so choose x, y in plane of v, u . z & w perp. Then $v_\mu u^\mu = \cos \theta$ where θ is angle between and $\sum_{\mu>\nu} v_\mu u^\nu I_{\mu\nu} = (v_x u_y - u_x v_y)\mathbf{k} = \sin \theta \mathbf{k}$.¹⁹ $\therefore q = \cos \theta + \mathbf{k} \sin \theta = e^{\theta \mathbf{k}}$ while the turn v_μ to u_μ is $e^{\theta \mathbf{k}/2}$). Problem is, can we represent it as a product vu of a quaternion depending on v only by one depending on u only. Yes. Choose any arbitrary axis (say w). Then consider two quaternions v_μ into w_μ by twice angle, and w_μ into u_μ by twice angle. Then v_μ into u_μ by twice angle = result of v_μ into w_μ by twice \times w_μ into u_μ by twice. (Proof: Find the axis perpend. to u_μ, v_μ, w_μ . Consider all rotations that keep this axis fixed. Then we are dealing with just 3-space rotations & can use Wigner's idea that v_μ into u_μ by twice angle = 180° around $v_\mu \times 180^\circ$ around u_μ . Hence

$$v_\mu \rightarrow u_\mu \text{ by 2 angle} = v_\mu \rightarrow w_\mu \text{ by 2 angle} \times w_\mu \rightarrow u_\mu \text{ by 2 angle}$$

becomes

$$180^\circ \text{ on } v_m \times -180^\circ \text{ on } u_m = 180^\circ \text{ on } v_m \times -180^\circ \times w_m \times 180^\circ \text{ on } w_m \times -180^\circ \text{ on } u_m$$

but the two 180° on w_μ cancel out proving the lemma.)

$$\therefore \sum_\mu (v_\mu u^\mu) - \sum_{\mu>\nu} v_\mu u^\nu I_{\mu\nu} = v_\mu \rightarrow u_\mu \text{ at } 2 \times \text{angle} = v\bar{u}$$

where $v = v_\mu \rightarrow w_\mu$ at $2 \times \text{angle} = \sum_\mu (v_\mu w^\mu) - \sum_{\mu>\nu} v_\mu w^\nu I_{\mu\nu}$. u is defined likewise. \bar{u} means u with every $\mathbf{i}, \mathbf{j}, \mathbf{k}$ (but NOT \mathcal{R}) reversed in sign. If w_μ is chosen for convenience as the 4th axis,

$$v = v_4 - (v_1\mathbf{i} + v_2\mathbf{j} + v_3\mathbf{k})\mathcal{R} \quad (\text{A})$$

where $\mathcal{R} = i$ in 3+1 dimensions.

Hence, the Lorentz transformation defined by a path is

$$v^{(1)}\bar{v}^{(2)}v^{(3)}\bar{v}^{(4)} \dots$$

where $v_\mu^{(i)}$ is the i^{th} velocity (proper velocity) vector in succession and $v^{(i)}$ is the quaternion $v_4^{(i)} - i(v_1^{(i)}\mathbf{i} + v_2^{(i)}\mathbf{j} + v_3^{(i)}\mathbf{k})$. (A)

¹⁸[Feynman probably meant to write the contravariant form v^μ , but at many points he does not seem to be concerned with index placement.]

¹⁹[Feynman indicated above \mathbf{k} that it is equal to I_{xy} . (Also, he mistakenly wrote $u_y v_x$ for the second term.)]

Hence the wave equations resulting from the obvious analogy from 3 dim. case are (s is a parameter on wave function, R_μ means four vector position, time).²⁰

$$\begin{aligned}\psi(R_\mu, s + \epsilon) &= \int v \chi(R_\mu + \epsilon v_\mu, s) \underline{d\bar{v}}_\mu \\ \chi(R_\mu, s + \epsilon) &= \int \bar{v} \psi(R_\mu + \epsilon v_\mu, s) \underline{d\bar{v}}_\mu.\end{aligned}\tag{B}$$

Here $\underline{d\bar{v}}_\mu$ is an integral in an invariant way over all directions (in forward light cone) equally weighted. Assume ψ, χ independent of s , or varying exponentially with s and you obtain Dirac's eqn. with mass by inserting appropriate constants (for fields add factor $e^{i \sum_\mu \int v_\mu A^\mu ds}$ whose significance I am now pursuing). Or again do not assume v_μ is of unit length but write $\int v \chi(R_\mu + v_\mu; s) F(\sum v_\mu v^\mu) dv_1 dv_2 dv_3 dv_4$ where F is an arbitrary function. Mass is determined by the eigenvalue (values?) of F . Or again, take most simply for F ,²¹ $i\delta'(v^\mu v_\mu)$. That is,

$$\psi(R_\mu) = ic \int (R - R') \chi(R'_\mu) dR_1 dR_2 dR_3 dR_4 \delta'((R_\mu - R'_\mu)^2)\tag{C}$$

where R is a quaternion $R_4 - i(R_1 \mathbf{i} + R_2 \mathbf{j} + R_3 \mathbf{k})$ and choose c appropriately. This goes back to the light cone idea and everything is back, but I point out the 4 dims. view because it lends (?) more complete understanding. With this choice for F , you see we get exactly your equations because²²

$$(R_\mu - R'_\mu) \delta'((R - R')^2) \equiv \frac{\partial}{\partial x_\mu} \delta((R - R')^2)\tag{15}$$

$$\therefore (R - R') \delta' \equiv \left\{ \frac{\partial}{\partial t} - i \left(\mathbf{i} \frac{\partial}{\partial x} + \mathbf{j} \frac{\partial}{\partial y} + \mathbf{k} \frac{\partial}{\partial z} \right) \right\} \delta((R - R')^2)\tag{16}$$

So

$$\begin{aligned}ic \int (R - R') \chi(R'_\mu) \delta' \underline{d\bar{R}} &= ic \int \left(\frac{\partial}{\partial t} - i \nabla \right) \delta \chi \underline{d\bar{R}} \\ &= ic \left(\frac{\partial}{\partial t} - i \nabla \right) (\square^2 \chi) \\ &= ic k^2 \left(\frac{\partial}{\partial t} - i \nabla \right) \chi \\ &= \psi.\end{aligned}\tag{17}$$

Now I would like to add a little hooley. The reason I am so slow is not that I do not know what the correct equations, in integral or differential form are (Dirac tells me) but rather that I would like to understand these equations from a many points of view as possible. So I do it in 1,2,3,& 4 dimensions with different assumptions etc. It is just that vagueness which you mention which I would like to try to clear up. I was especially impressed by your intuition in guessing just what the ψ 's would mean (I mean the odd & even deflections, etc.). I hope you get something out of my point of view. I am attempting this to see how to alter things in a natural way. (Eg. should the δ function be exactly a δ function?) What is interaction between particles? For fields it is easy to define as $e^{iv \cdot A}$ factor, which is sensible if the v is infinitesimal per step – and in the integrals on the left of (B) and (C) ought to extend over short distances

²⁰[Feynman indicated “Quat. (see eqn (A))” above v in the first integrand.]

²¹[Pointing to the prefactor i , Feynman writes “Meaning what?”]

²²[Pointing to $(R - R')$ after \therefore . Feynman writes “quat”, and after that equation he adds parenthetically “(Needless to say, what you call σ_x I call $i\mathbf{i}$; $\sigma_y = i\mathbf{j}$, $\sigma_z = i\mathbf{k}$).”]

so $e^{iv \cdot A}$ is OK, but right along light cones the distances get long – finite in fact, but usually one gets no contribution from large distances because usually the ψ or χ function oscillates rapidly, but I want to investigate this more thoroughly. It is very interesting that if you integrate $\frac{e}{\hbar c} \int A_\mu dx^\mu$ along a long finite section of straight light ray the biggest contributions come from electrons exactly in the direction of the ray and the result is then simply $\frac{e^2}{\hbar c} \ln(r_1/r_2)$, where r_1 and r_2 are the distances (or times) of the end pts of integration away from the electron producing the field.²³ Can all electrodynamics be stated by this simple logarithm rule?

I find physics is a wonderful subject. We know so very much and then subsume it into so very few equations that we can say we know very little (except these equations - Eg. Dirac, Maxwell, Schrod). Then we think we have the physical picture with which to interpret the equations. But there are so very few equations that I have found that many physical pictures can give the same equations. So I am spending my time in study – in seeing how may new viewpoints I can take of what is known.

Of course, the hope is that a slight modification of one of the pictures will straighten out some of the present troubles.

I dislike all this talk of there not being a picture possible, but we only need know how to go about calculating any phenomena. True we only need calculate. But a picture is certainly a convenience & one is not doing anything wrong in making one up. It may prove to be entirely haywire while the equations are nearly right – yet for a while it helps. The power of mathematics is terrifying – and too many physicists finding they have the correct equations without understanding them have been so terrified they give up trying to understand them. I want to go back & try to understand them. What do I mean by understanding? Nothing deep or accurate — just to be able to see some of the qualitative consequences of the equations by some method other than solving them in detail.

For example, I'm beginning to get a mild “understanding” of the place of Dirac's α matrices which were invented by him “to produce an equation of first order in the differential coefficient in the time”, but by me in order “to keep track of the result of a succession of changes of coordinate system”. Still my stuff sounds mathematical – & insofar as it is, I still don't understand it — but I will try soon to reformulate in terms of seeing how things look to someone riding with the electron. (For instance when an electron appears to go completely around a proton, the proton does not appear from the point of view of the electron to complete its circuit around the electron! (See Thomson²⁴ on spin orbit interaction.) Because the succession of Lorentz transformations come out at the end as a small rotation of the electron's axes).

Why should the fundamental laws of Nature be so that one cannot explain them to a high-school student – but only to a quite advanced graduate student in physics? And we claim they are simple! In what sense are they simple? Because we can write them in one line. But it takes 8 years of college education to understand the symbols. Is there any simple ideas in the laws?

Well enough for the baloney. I'll get back to work on understanding better my new Dirac Equ. (By the way I did all this before I got your letter, except to notice that the choice leading from (B) to (C) gave the Dirac Eqn. in a particularly direct way — but I did notice that any function $F(v_\mu v^\mu)$ gives Dirac equations if correctly normalized. I was engaged in studying this: Certainly

$$\int v \chi(R_\mu - v_\mu) \underline{\overline{d}v} F(v_\mu v^\mu) = \int v \left(v_\mu \frac{\partial}{\partial x_\mu} \chi \right) \underline{\overline{d}v} F(v_\mu v^\mu) = \left\{ \left(\frac{\partial}{\partial t} - \nabla \right) \chi \right\} \underbrace{\int v_\mu v^\mu F(v_\mu v^\mu) \underline{\overline{d}v}}_{\text{a number}} \quad (18)$$

so Dirac's Eqn. comes out. But if $v_\mu v^\mu$ is nearly zero (assuming $F(s^2)$ is small unless s^2 is small) it

²³[Feynman seems to have assumed here that the ray and the inertial charge worldline lie in a common plane, and he has chosen Coulomb gauge for the vector potential (the integral in question is not gauge invariant).]

²⁴[Feynman probably intended to refer to Thomas (precession) here.]

might still be true that v_μ is not small enough to allow replacement in $\chi(R_\mu - v_\mu)$ of χ by its first order Taylor expansion $\chi(R) + v_\mu \frac{\partial}{\partial x_\mu} \chi$.

Thanx for your suggestions and I look forward to hearing anything else you might think about this. If you don't want to read this letter over & over could you send it back so if someone else wants an explanation they can read it.

I will work on your 2nd quantization, when I get time. I really believe it is correct – but is another example of the terrifying power of math. to make us say things which we don't understand but are true.

Sincerely

Dick.

3 Note on strategy for separating the effect of the mass

This section contains a transcription of a note, filed in Box 11, Folder 2, in which the author, who is probably Feynman, sets out a strategy for separating out the effects of the mass term in seeking a path integral for the Dirac equation. My guess is that the note was written after the letter to Welton, since the strategy did not seem to be clear to Feynman in the letter. A facsimile of the original note is included in the Supplementary Material.

1. If a rule of track will work then if it will apply for very small time intervals ϵ then the mass term in the Dirac Equ. can be neglected ($\epsilon \ll \hbar/mc$). Hence look at neutrino.
2. Field effects are also small.
3. The is no length scale for (free) neutrino case.
4. Hence either free neutrino rule is exact.
5. Or it is not readily reduced to infinitesimal ϵ .

Hence either find exact neutrino rule (Huygens Princ.) or expect a rule that shows up correctly only after an unlimited number of steps!

Thus all you need is a rule that works OK when ψ is nearly constant – i.e.: small gradients!

4 Commentary and relation to later work

- First of all, it is important to emphasize that the letter is an informal, private communication with a friend, describing work in progress, so should not be held to the standards one expects of a publication or even of an informal report on established results.
- Feynman was strongly motivated to “understand” the Dirac equation from an elementary viewpoint that could be guessed from simple principles, as he says both in the letter and in his Nobel Lecture quoted in the Introduction. Rather than just working backward from a finite-differenced Dirac or Weyl equation, which would have been easier, Feynman aimed to infer the path integral on purely geometric and algebraic grounds, using the fact that the spin is correlated with

the displacement of the particle, together with relations between rotations and quaternions. It appears that his motivation for that came in part from the case in two spatial dimensions, which he mentions in the letter. The notes in the archives contain some analysis of the two dimensional case.

- The role that Feynman’s unsuccessful attempts at a path integral for the Dirac particle played in his progress toward the fantastically successful perturbative diagrammatic method for QED is explored in depth in Ref. [8]. There are at least two facets to this role. One is the mere fact that, in formulating quantum mechanics in terms of a path integral, Feynman was led to draw spacetime diagrams associated to complex numbers that are summed to obtain the full quantum transition amplitude. This carries over directly into Feynman diagrams. Another facet is that, lacking a path integral for the free Dirac particle transition amplitude, Feynman shifted attention to the object that this path integral should have yielded, namely, the propagator, which ends up attached to a diagram line that replaces the role of a spacetime path. His experience associating quaternions to path steps would have made the introduction of the Dirac-matrix-valued propagator a natural construction.
- Feynman’s intuitive, heuristic methods that failed for the Dirac path integral were nevertheless effective in navigating his way from the classical Wheeler-Feynman formulation of electrodynamics and the Dirac equation to his diagrammatic, perturbative formulation of quantum field theory. Illuminating accounts and analyses of Feynman’s development of these ideas can be found in Refs. [1, 2, 8], as well as in more recent articles by Blum [11] and by Darrigol [12].
- Feynman’s description of the path amplitude defined in terms of the solid angle on the sphere of tangent directions is not entirely clear to me, but it seems to be very close to Polyakov’s spin factor [13]. Some problematic aspects of Polyakov’s proposal are pointed out and corrected in [14], by working backwards from the retarded propagator for a (massless) Weyl spinor, expressing it as a path integral over a sequence of steps defined by spinors. The result appears to agree with what Feynman seems to be saying, at least concerning the phase associated with a path. Feynman’s “small arrowhead” sounds like the “flag” of Penrose’s “flagpole plus flag” representation of a two component spinor (up to a sign) [15]. The wave function at a point would thus correspond, apart from the sign ambiguity, to a such a spinor, as in [14]. However, in [14] it is argued that a more careful consideration of the continuum limit indicates that the correct step speed is not the speed of light (as both Feynman and Polyakov said) but rather three times that. That the discrete step speed should exceed the speed of light is consistent with the Courant–Friedrichs–Lewy step speed convergence condition, which is required for a finite differenced hyperbolic equation to converge to the continuum equation.
- Although, as noted in footnote 12, Feynman’s quaternion chain guess for the spin-1/2 path integral is not correct as it stands, it is quite close to the approach taken in [9] which does work. The method in [9] is to first derive a path integral for the chiral (massless) case, and then to describe a Dirac particle of mass m by a pair of spinors of opposite chirality, which at each step of time duration ϵ have an amplitude $i\epsilon m$ to flip chirality. To derive the chiral path integral, the partial derivatives in the Weyl equation are replaced by finite differences, and the value of the two-component spinor wave function $\psi(\mathbf{x}, t + \epsilon)$ is expressed in terms of the values of $\psi(\mathbf{x}', t)$ at the points \mathbf{x}' on a sphere of radius 3ϵ (as it turns out) surrounding \mathbf{x} . The amplitude for the step from \mathbf{x}' to \mathbf{x} is obtained by multiplying the spinor $\psi(\mathbf{x}', t)$ by the spin projection operator $\frac{1}{2}(I \pm \mathbf{n} \cdot \boldsymbol{\sigma}) = |\pm \mathbf{n}\rangle\langle \pm \mathbf{n}|$, where the \pm sign corresponds to the fixed chirality of the Weyl particle, \mathbf{n} is the unit vector pointing from \mathbf{x}' to \mathbf{x} , and $|\pm \mathbf{n}\rangle$ is the eigenspinor of positive spin in

the $\pm \mathbf{n}$ direction ($\mathbf{n} \cdot \boldsymbol{\sigma} |\pm \mathbf{n}\rangle = \pm |\pm \mathbf{n}\rangle$). The spin projection operator is very close to Feynman's quaternion path step, but he was missing the scalar part ($\frac{1}{2}I$) of the quaternion that corresponds to the spin projection operator. Iteration of this one-step amplitude evolution yields a path integral in which a path is determined by a sequence of unit vectors \mathbf{n}_i , and the path amplitude is the product of the corresponding spin projection operators. The result is a path integral for the retarded propagator of a spinor wave function in which the steps move at 3 times the speed of light, and which converges to the continuum propagator.

- The second approach Feynman sketches uses complex quaternions (which are also known as biquaternions, whose algebra is equivalent to that of the complex 2×2 matrices). The aim is a Lorentz covariant formulation, involving path steps that are 4-vectors. After developing some relations between the algebra of biquaternions and four-dimensional rotations or Lorentz transformations, he describes the proposed amplitude for a path, and then writes down a one-step evolution rule in Eqn. (B). A number of aspects look problematic. I may have misunderstood; but, for what it's worth, my critiques are the following:
 - The argument of the wave function $\psi(R_\mu, s)$ is the four spacetime coordinates R_μ and a path parameter s . The usual Dirac wave function is a function on spacetime, and the role of s is unexplained.
 - The integral is over a Lorentz-invariant measure on the unit future timelike 4-vectors. Since a unit timelike vector can be arbitrarily “long”, the proposed amplitude evolution rule is highly nonlocal in spacetime.
 - It is not clear why the step vectors are chosen *future* pointing rather than past pointing.
 - The unit future timelike 4-vectors form a noncompact hyperbolic space, with infinite volume, so the integral in (B) is generally not convergent.
 - Feynman goes on to consider other measures for the integral, one of which is the derivative of a delta function of $v^\mu v_\mu$. With this measure he sees an indication of the Dirac equation emerging in (17), however I have been unable to follow the equality in the second line. (In the final line he seems to assume that χ has the form of a plane wave with squared wave 4-vector k^2 , and has dropped a minus sign.)
 - The first equality of (18) seems to be missing a contribution from the zeroth order term in the Taylor expansion of χ . Such a term was not present in the prior construction with quaternions, but in (18) the biquaternion v contains a scalar piece $v^0 I$ which does not integrate to zero.
 - As Feynman recognizes below (18), the truncation of the Taylor expansion is not justified even when v^μ is null or nearly null, because the components of such v^μ can nevertheless be “large” (in some fixed coordinate system).
 - The second equality of (18) relies on the fact that the integral of $v^\mu v^\nu$ with respect to a Lorentz-invariant measure is proportional to the (inverse) Minkowski metric $\eta^{\mu\nu}$. While this tensor structure is formally correct, for any choice of the weight $F(v^\mu v_\mu)$ other than zero the integral is not convergent.
- A brief review of work on path integrals for particles with spin in the framework of discrete time quantum walks, beginning with Feynman's checkerboard [10], can be found in section i.3.1 of [16].

Acknowledgments

I am grateful to the Feynman Estate for permission to reproduce the letter, for which it holds the copyright. This work was supported in part by NSF grant PHY-2309634 and by Perimeter Institute where part of this work was carried out. Research at Perimeter Institute is supported in part by the Government of Canada through the Department of Innovation, Science and Economic Development and by the Province of Ontario through the Ministry of Colleges and Universities.

References

- [1] Richard P. Feynman. The development of the space-time view of quantum electrodynamics. <http://www.nobelprize.org/prizes/physics/1965/feynman/lecture/>, 1965. Nobel Lecture. NobelPrize.org. Nobel Prize Outreach AB 2024. Thu. 15 Aug 2024. © The Nobel Foundation 1965. Published with permission.
- [2] S. S. Schweber. Feynman and the Visualization of Space-time Processes. *Rev. Mod. Phys.*, 58:449–508, 1986.
- [3] John Archibald Wheeler and Richard Phillips Feynman. Interaction with the absorber as the mechanism of radiation. *Rev. Mod. Phys.*, 17:157–181, 1945.
- [4] John Archibald Wheeler and Richard Phillips Feynman. Classical electrodynamics in terms of direct interparticle action. *Rev. Mod. Phys.*, 21:425–433, 1949.
- [5] Richard Phillips Feynman. *The principle of least action in quantum mechanics*. PhD thesis, Princeton U., 1942.
- [6] R. P. Feynman. Space-time approach to nonrelativistic quantum mechanics. *Rev. Mod. Phys.*, 20:367–387, 1948.
- [7] R. P. Feynman. Letter to T. A. Welton, 10 February, 1947. California Institute of Technology Archives, Box 11, Folder 2.
- [8] A. Wüthrich. *The Genesis of Feynman Diagrams*. Archimedes. Springer Netherlands, 2010.
- [9] Theodore Jacobson. Spinor Chain Path Integral for the Dirac Electron. *J. Phys. A*, 17:2433, 1984.
- [10] R.P. Feynman, A.R. Hibbs, and D.F. Styer. *Quantum Mechanics and Path Integrals*. Dover Books on Physics. Dover Publications, 2010.
- [11] Alexander S. Blum. The state is not abolished, it withers away: How quantum field theory became a theory of scattering. *Stud. Hist. Phil. Sci. B*, 60:46–80, 2017.
- [12] Olivier Darrigol. The magic of Feynman’s QED: from field-less electrodynamics to the Feynman diagrams. *Eur. Phys. J. H*, 44(4-5):349–369, 2019.
- [13] Alexander M. Polyakov. Fermi-Bose Transmutations Induced by Gauge Fields. *Mod. Phys. Lett. A*, 3:325, 1988.
- [14] Ted Jacobson. Bosonic Path Integral for Spin 1/2 Particles. *Phys. Lett. B*, 216:150–154, 1989.
- [15] Roger Penrose and Wolfgang Rindler. *Spinors and Space-Time*. Cambridge Monographs on Mathematical Physics. Cambridge Univ. Press, Cambridge, UK, 4 2011.

- [16] Pablo Arnault. *Discrete-time quantum walks and gauge theories*, *arXiv:1710.11123*. PhD thesis, UPMC, Paris (main), 2017.

A Supplementary material: facsimiles

Monday, Feb. 10.

①


Dear Ted. I got your very interesting letter today.

I realized how 2nd quantization in the case of a He atom transformed something that looked like Schrodinger's picture (if ψ is a function) to something that was correct (if ψ is an operator). So I knew you are on the right track with your theory & I now believe it to such an extent that I will learn 2nd quant. & try to solve your problem of how to deal with the "rest of the universe." I am engaged now in a general program of study - I want to understand (not just in a mathematical way) the ideas in all branches of theor. physics. As you know I am now struggling with the Dirac Eqn.

The idea which you outlined were, as you say, vague, but otherwise they are exactly right in the sense that the way I now see the Dirac Eqn. is just a more precise formulation of yours (& of course my earlier) ideas. There are several ways I can explain it, all leading to the same answer but all not equally precise. The one with the most shaky physical ideas at present I think is closest to the truth & I would like to explain it to you because (1) you may get nice ideas (2) I will learn something by formulating it clearly. In this particular "model" paths do not necessarily go at light velocity - altho I may change that later as you shall see.

The idea which I got too in 2 dimensions, of loading each turn thru θ by $e^{i\theta/2}$ does not work well in 3 dimensions for the angles θ are in different planes (so that for example a ~~continuous path would pile up enormous $e^{i\theta}$~~ but a semicircle

in a plane would not). What is needed is to keep track of 3 dimensional rotations, and to use a factor instead of $e^{i\phi/2}$ which is capable of keeping track of a complete 3-dimensional rotation. To be more precise, one model I had said this: go on any path at light velocity but consider only paths that start from A & go to B entering B in the \vec{e}_B same direction as they left A. Then the factor is $e^{i\phi/2}$ where ϕ is the solid angle enclosed by the tangent (velocity) vector in its gyration ^{along} the path. Now we at once ask what information must be kept by the time we reach C. At C the area (solid angle) enclosed by the vector is not closed so we have simply to keep track, sort of, of where we are on the sphere. But slightly more than that. When we get back to A (at B) we have enclosed area & that is what we have to keep track of. One geometrical way we can keep track is to put up a small arrowhead at A & move it parallel to itself as you go along ^{on the sphere surface} the trajectory (differential parallelism). When it gets to B it will have rotated, relative to the line drawn by the end of the ~~large~~ velocity vector ^{its original position} (the indicatrix, let's call it) by an angle $2\pi - \phi$.



Thus at C we ~~must~~ ^{need} keep only the axis of C and a direction ^{in our little patch}. This we can do by choosing a standard direction arbitrarily at each pt of the sphere and saying that at C we have rotated around C by a given angle to ~~line of~~ ^{line of} define the angle of the little vector with the standard direction. Thus we have at the point C in the path to keep track of a rotation in three space (around the axis of the tangent to the path). Thus the "wave function" (defined to be that ^{or quantities} quantity which if known at C from



is a rotation around an axis ~~about~~ \perp to m_1 & m_2 ~~color~~ by an angle $\textcircled{4}$ equal to twice the angle between m_1 & m_2 (because 180° around m_1 moves m_2 to the other side, thus moves it by twice the angle between m_1 & m_2).

Consider then ~~the~~ a path, which may be looked upon as a sequence m_1, m_2, m_3, \dots of unit vectors (tangent vectors) (velocity vectors) at successive positions of the path. {suppose there are an ~~even~~ ^{even} no. of them (I'll do that better later) ~~as we need not worry about the signs~~. We seek the quaternion representing the rotation for this path resulting from turning m_1 to m_2 , from m_2 to m_3 , from m_3 to m_4 , ... etc. This is needed (see footnote above) for quantum mech.

I assert it is simply $m_1, m_2, m_3, m_4, \dots$ (product of all m_i 's). $\bar{m} = -m$

For consider that m_1 & m_2 differ only infinitesimally (?). Then m_1, m_2 is a rotation by twice the angle m_1 to m_2 , ~~and~~ & then m_2 to m_3 is a rot. by twice angle $2 \rightarrow 4$. But angle 2 to 3 or 4 to 5 etc are left out, so assuming continuity (?) etc. the factor of two is undone! (What I say is ok in the limit for a continuous path - I don't know what is true for Weierstrass curves with infinite discontinuities in slope or something).

Thus the factor $\Phi = e^{\frac{i}{\hbar} S} = e^{\frac{i}{\hbar} \int_{x_1}^{x_2} L(x, \dot{x}) dt$ in my ^{non-relativistic} quantum mech. must be replaced by $m_1, m_2, m_3, \dots, m_n$, and the wave function is a quaternion. Thus one might guess, by reducing the long product to a final step, not

$$\psi(R, t+\epsilon) = \int m \psi(R-\epsilon m, t) dt$$

but rather $\psi(R, t+\epsilon) = \int m \chi(R-\epsilon m, t) dt$ ~~ψ~~

$$\chi(R, t+\epsilon) = - \int m \psi(R-\epsilon m, t) dt \quad \text{because with an odd no.}$$

of m factors one has quite a different thing (called χ) than one has with even no. The symbol dt means some sort ⁽¹⁾ of an average over all directions. ~~Not~~ The right hand side can be simplified, if

we assume ~~the~~ means just average over all directions of the vector m ; ⑤

$$\begin{aligned} \text{Eg. } \int m \chi(R + \epsilon m, t) d\Omega &= \int m \chi(R, t) + \epsilon m \cdot \nabla \chi(R, t) + \dots \\ &= \left(\int m d\Omega \right) \chi(R, t) - \epsilon \left(\int m (m \cdot \nabla) d\Omega \right) \chi(R, t) + \dots \end{aligned}$$

$$\left(\text{Now } \int m d\Omega = 0, \quad \int m (m \cdot A) d\Omega = A \cdot \frac{1}{3} \right)$$

$$= 0 - \frac{1}{3} \epsilon \nabla \chi \quad \text{here } \nabla \chi \text{ is a quaternion combination,}$$

not just ∇ of a scalar. It is to be figured thus. if $\chi = \alpha + A$, ~~then~~

$$\nabla \chi = \nabla(\alpha + A) = \nabla \alpha + \nabla A = (\nabla \alpha) - (\nabla \cdot A) + (\nabla \times A).$$

Now, the factor of 3 and a few other things worry me about this but I realize I am close because in quaternion notation Dirac's equations (with mass) ~~can~~ ^(no field) can be written:

$$\frac{\partial a}{\partial t} = \nabla b + i\mu b$$

$$\frac{\partial b}{\partial t} = -\nabla a + i\mu a$$

so it looks like we are close to the equations with mass $\mu = \frac{mc}{\hbar}$ equal zero. Or maybe if we average just

right, or add another effect we could get mass. To get the fields, multiply by m, \bar{m}_2, m_3, \dots by $\exp \frac{ie}{\hbar c} \int (\nabla \cdot A) ds$ ^(Note the imaginary) _{← ordinary scalar.}
 _{along path}

Now, if you are still staggering but on your feet I will tell you more, ~~unhappily~~ which is even harder to understand. My purpose now is to consider a path as ~~any~~ set of four functions $x_\mu(s) = x, y, z, t/s$ of a parameter s . Thus the speed need not be that of light - but for simplicity I want to restrict to velocities less than (or at most equal to c). The idea now is to consider a path is a succession of ~~4~~ ^{proper} vectors ~~v_1, v_2, v_3~~ representing successive velocities ($v^\mu v_\mu = 1$) on the path. To get from T then each path represents a net Lorentz-Rotation transformation. (I mean a combination of a Rot. & a Lorentz). Thus take the Lorentz trans. which carries v^μ to v^μ Then that which carries

$N^{(4)}$ to $N^{(3)}$ etc. What is the net? By We desire a symbolism, which by analogy works in 4 space like the quaternions do in 3 . I shall show that this symbolism is furnished by quaternions ~~not~~ using complex numbers for ~~the~~ components! (6)

I have trouble visualizing $3+1$ space, but I have become an expert at visualizing (really!) 4 dimensions with all dimensions equivalent. $dx^2 = dx_1^2 + dx_2^2 + dx_3^2 + dx_4^2$. What are the properties of rotations in this space? First a simple rotation, ~~call it turn~~ from one vector m_1 into another m_2 is not around just one axis, but around two (since there are 2 perpend. directions both \perp to m_1 & m_2). More precisely for any plane (eg of m_1 & m_2) there is a completely \perp plane (I call it the antipodal plane) such that if m' is ^{any vector} in the first plane, & m'' is any vector in the second plane, then m' is \perp to m'' . A general note a plane (& hence its antipodal plane) is determined by 4 parameters {2 perpendicular unit vectors = $3 - 2 = 1$ perp. = 5 nos. but these can be set at any angle in the plane: $\therefore 4$ para.} a complete 4 dim. rot. is characterized by 6 parameters & can always be resolved into a ^{turn} rotation in a certain plane (4 para.) and in addition some other rotational angle in the antipodal plane (1 para.). ~~Rotations~~ Turns in two antipodal planes commute, obviously. (Example a turn, trans. from velocity in z direction is a turn in the xy plane, this commutes with space rotations around the z axis (turns in the xy plane)).

Now (let's call these octonions) the "quaternion" representing 4 space rotations will probably have ^{among} their fundamental unit vectors, a set of six: $I_{xy}, I_{yz}, I_{zx}, I_{xw}, I_{yw}, I_{zw}$ such that $I_{xy}^2 = -1$ etc. and such relations as are true with one dimension lacking are still true, such as $I_{xy} I_{yz} = I_{zx} = -I_{yz} I_{xy}$. (We can identify $I_{xy} = i, I_{yz} = j, I_{zx} = k$). These fundamental units represent rotations turns of 180° in the various planes xy etc. ^I Hypothesis: the Octonion representing a rotation of θ in the xy plane is $e^{\frac{\theta}{2} I_{xy}} = \cos \frac{\theta}{2} + \sin \frac{\theta}{2} I_{xy}$. Etc. for other planes. ^{II} If we go θ on xy plane, and ϕ on antipodal (zw) plane

the octonion is $e^{\frac{\theta}{2} I_{xy}} e^{\frac{\phi}{2} I_{zw}} = \cos \frac{\theta}{2} \cos \frac{\phi}{2} + \sin \frac{\theta}{2} \cos \frac{\phi}{2} I_{xy} + \sin \frac{\theta}{2} \sin \frac{\phi}{2} I_{zw} + \sin \frac{\theta}{2} \cos \frac{\phi}{2} I_{xy} I_{zw}$ (7)

There is no ambiguity about the order of factors since rotations about antipodal planes commute. (Hence also $I_{xy} I_{zw} = I_{zw} I_{xy}$).

I have just explained how to define the octonions for a special pair $xy \neq zw$ but it is clear what to do for any two antipodal planes (the I for any plane is the appropriate (by coordinate transformation as tensor 2nd rank) linear combination of the I 's for xy, xz etc. - In fact define $I_{yx} = -I_{xy}$ & the I 's form & transform like an antisym. tensor 2nd rank).

Now we need one other fact to finish the description. We see we have new "unit vectors" or quantities such as $I_{xy} I_{zw}$. How many of these are there (for other pairs of planes $I_{xz} I_{yw}$ &) & what are their properties? Well they represent ~~two~~ two 180° turns, one around each of two antipodal planes. The first turns x to $-x$ & y to $-y$; the second z to $-z$ and w to $-w$. Hence,

III. Two 180° rot. about antipodal planes, represented hereafter by the symbol R simply reverses direction of all axes and is the same no matter which pair of antipodal planes is used. Further, clearly R commutes

with every operation. In 4 space $R^2 = +1$ (since $R^2 = 360^\circ$ around two axes, & each one is -1). advised, but don't see, $R^2 = -1$ in (3+1) dimens. space.
 arbitrary choice for convenience.

Hence $I_{xy} I_{zw} = -R = I_{yz} I_{xw}$ etc. Hence multiplying both sides by I_{xy} , note:

$$I_{xy} I_{xy} I_{zw} = -R I_{xy} = -I_{zw}. \quad \therefore \boxed{I_{zw} = R I_{xy}}$$

Hence we have 4 unit vectors, $\hat{i}, \hat{j}, \hat{k}, R$. R commutes with all!

$$R^2 = +1 \text{ (4 space)} \quad \hat{i}^2 = \hat{j}^2 = \hat{k}^2 = -1. \quad \hat{i}\hat{j} = \hat{k} = -\hat{j}\hat{i}. \quad R\hat{i} = \hat{i}R \text{ etc.}$$

$$\begin{aligned} I_{xy} &= \hat{k} & I_{xw} &= R\hat{i} \\ I_{yz} &= \hat{i} & I_{yw} &= R\hat{j} \\ I_{zx} &= \hat{j} & I_{xw} &= R\hat{k} \end{aligned}$$

Every Octonion then is of the form,

$$q = \alpha_0 + R\alpha_1 + A_1 + RA_2$$

where α_0, α_1 are num. and A_1, A_2 represent \hat{i} vectors,

$$A_1 = A_{1x}\hat{i} + A_{1y}\hat{j} + A_{1z}\hat{k}; \quad A_2 = A_{2x}\hat{i} + A_{2y}\hat{j} + A_{2z}\hat{k}$$

Thus, a quaternion is octonion is a quaternion whose coefficients are of form $a + Rb$. In 3+1 space $R^2 = -1$ and we can take $R = i$ if we wish, so octonions for Lorentz Trans + Rotations are quaternions with complex $(a + ib)$ coefficients. QED. The result for 4 space is independent of which axis is used for w , but in 3+1 space, to preserve the symmetry we take the z axis (in some Lorentz frame) to be w .

Now, how can we represent the transformation needed to turn N_μ into U_μ where N_μ, U_μ are four vectors? (In 4 space, first). Consider the ~~quaternion~~ ^{unit} $\sum_{\mu, \nu} N_\mu U_\nu I_{\mu\nu}$. Say it represents a ~~rotation~~ ^{turn} in the N, U plane by twice the angle of the turn. (Because, the analysis above showed us we could take any axis, so choose x, y in plane of N, U . $z \neq w$ perp. Then $N_\mu U_\mu = \cos \theta$ where θ is angle between and $\sum_{\mu, \nu} N_\mu U_\nu I_{\mu\nu} = (N_x U_y - U_y N_x) \frac{I_{xy}}{i} = \sin \theta K$. $\therefore Q = \cos \theta + K \sin \theta = e^{i\theta K}$.)

while the turn N_μ to U_μ is $e^{\frac{i\theta K}{2}}$. Problem is, can we represent it as a product $N U$ of a quaternion depending on N only by one depending on U only. Yes. Choose any arbitrary axis (say $z \neq w$). Then consider two quaternions $\frac{N}{N} \rightarrow N_\mu$ into w_μ by turn angle $\frac{\alpha}{2}$, and w_μ into U_μ by turn angle $\frac{\beta}{2}$. Then N_μ into U_μ by turn angle = Result of N_μ into w_μ by turn $\times w_\mu$ into U_μ by turn. (Proof: ~~Choose~~ Find the axis perpend. to U, w, N . Consider all rotations keep this axis fixed! Then we are dealing with just 3 space rotations & can use Wigner's idea that N_μ into U_μ by turn angle = 180° around $N_\mu \times 180^\circ$ around U_μ .

Hence $N_\mu \rightarrow U_\mu$ by angle = $N_\mu \rightarrow w_\mu$ by angle $\times w_\mu \rightarrow U_\mu$ by angle becomes

$180^\circ \text{ on } N_\mu \times 180^\circ \text{ on } U_\mu = 180^\circ \text{ on } N_\mu \times 180^\circ \text{ on } w_\mu \times 180^\circ \text{ on } w_\mu \times 180^\circ \text{ on } U_\mu$ but the two 180° on w_μ cancel out proving the lemma).

$$\therefore \sum_{\mu, \nu} (N_\mu U_\nu) - \sum_{\mu, \nu} N_\mu U_\nu I_{\mu\nu} = N_\mu \rightarrow U_\mu \text{ by angle} = N U \text{ where}$$

$$N = N_{\mu} \rightarrow N_{\mu}^{ext} = \sum_{\mu} (N_{\mu} W^{\mu}) - \sum_{\substack{\mu, \nu \\ \mu > \nu}} N_{\mu} W^{\nu} I_{\mu\nu}.$$

u is defined likewise. \bar{u} means u with every $\hat{B}, \hat{J}, \hat{K}$ (but NOT R) reversed in sign. If W_{μ} is chosen for convenience as the 4th axis,

$$N = N_4 - (N_1 \hat{B} + N_2 \hat{J} + N_3 \hat{K}) R. \quad (A) \quad \text{Where } R = i \text{ in } 3+1 \text{ dimensions}$$

the sign of R is wrong?

Hence, the Lorentz transformation defined by a path is

$$N^{(1)} N^{(2)} N^{(3)} N^{(4)} \dots \quad \text{where } N_{\mu}^{(i)} \text{ is the } i^{\text{th}} \text{ velocity (proper velocity) vector in succession and } N^{(i)} \text{ is the quaternion } N_{\mu}^{(i)} = i(N_1^{(i)} \hat{B} + N_2^{(i)} \hat{J} + N_3^{(i)} \hat{K}). \quad (A)$$

Hence the wave equations resulting from the obvious analogy from 3 dim. case are (s is a parameter on wave function, R_{μ} means four vector position, time).

$$\Psi(R_{\mu}, s) = \int \overset{\text{Quat. (see eqn (A))}}{N_{\mu}} \chi(R_{\mu} + \epsilon N_{\mu}; s) \frac{dN_{\mu}}{N_{\mu}}. \quad (B)$$

$$\chi(R_{\mu}, s + \epsilon) = \int N \Psi(R_{\mu} + \epsilon N_{\mu}; s) \frac{dN_{\mu}}{N_{\mu}}.$$

Here $\frac{dN_{\mu}}{N_{\mu}}$ is an integral in an invariant way over all directions (in forward light cone) equally weighed. Assume Ψ, χ independent of s , or varying exponentially with s and you obtain Dirac's eqn. with mass by inserting appropriate constants (for fields add factor $c \int N_{\mu} A^{\mu} ds$ whose significance I am now perceiving). Or again do not assume N_{μ} is ± 1 of unit length but write $\int N \chi(R_{\mu} + \epsilon N_{\mu}; s) d\epsilon dN_1 dN_2 dN_3 dN_4$ where F is an arbitrary function. Mass is determined by the eigenvalues (values?) of F . Or again, take most simply for F , $i \delta'(N_{\mu} N_{\mu})$. That is, \uparrow meaning what? (C)

$\Psi(R_{\mu}) = i c \int (R - R') \chi(R'_{\mu}) dR_1 dR_2 dR_3 dR_4 \delta'((R_{\mu} - R'_{\mu})^2)$ where R is a quaternion $R_4 = i(R_1 \hat{B} + R_2 \hat{J} + R_3 \hat{K})$ and choose c appropriately. This goes back to the light cone idea and everything is back, ~~to~~ but I point out the 4 dimensional view because it lends (?) more complete understanding.

With this choice for F , you see we get exactly your equations because

$$(R_\mu - R'_\mu) \delta'(R - R') \equiv \frac{\partial}{\partial X_\mu} \delta(R - R')^2$$

$$\therefore (R - R') \delta' \equiv \left\{ \frac{\partial}{\partial t} - i \left(\vec{\sigma} \cdot \frac{\partial}{\partial \mathbf{x}} + \vec{\sigma} \cdot \frac{\partial}{\partial \mathbf{y}} + \kappa \frac{\partial}{\partial z} \right) \right\} \delta(R - R')^2$$

(Need also to say, what you call σ_x I call $i\vec{\sigma}$; $\sigma_y = i\vec{\sigma}$ $\sigma_z = i\kappa$.)

$$\text{So } iC \int (R - R') \chi(R'_\mu) \delta' dR = iC \int \left(\frac{\partial}{\partial t} - i\vec{\sigma} \cdot \nabla \right) \delta \chi dR$$

$$= iC \left(\frac{\partial}{\partial t} - i\vec{\sigma} \cdot \nabla \right) (\nabla^2 \chi) = iC \kappa^2 \left(\frac{\partial}{\partial t} - i\vec{\sigma} \cdot \nabla \right) \chi = \psi$$

Now I would like to add a little more. The reason I am so slow is not that I do not know what the correct equations, in integral or differential form are (Dirac tells me) but rather that I would like to understand these equations from as many points of view as possible. So I do it in 3 or 4 dimensions with different assumptions etc. It is just that vagueness which you mention which I would like to try to clear up. I was especially impressed by your intuition in guessing just what the ψ 's would mean (I mean the odd & even reflections, etc.). I hope you get something out of my point of view. I am attempting this to see how to alter things in a natural way. (E.g. should the δ function be exactly a δ function? What is interaction between particles? ^{for fields} It is easy to define as $e^{i\vec{v} \cdot \mathbf{A}}$ factor, which is sensible if the \mathbf{v} is infinitesimal per step - and in the integrals on the left of (b) and (c) ought to extend over short distances so $e^{i\vec{v} \cdot \mathbf{A}}$ is OK, but right along light cones the distances get long - finite in fact, but usually one gets no contribution from large distances because usually the ψ or χ function oscillates rapidly, but I want to investigate this more thoroughly. - It is very interesting that if you integrate $\int_{-\infty}^{\infty} A_n dx^n$ along

a ^{long} finite section of ^{straight} light ~~and~~ ^{ray} the biggest contribution comes from electrons ^{exactly} in the direction of the ray and the result is then simply $\frac{e}{c} \ln r_1/r_2$ where ⁽¹¹⁾ r_1, r_2 are the distances (or times) ^{of the end pts of integration} away from the electron producing the field. Can all electrodynamics be stated by this simple logarithmic rule.

I find physics is a wonderful subject. We know so very much and then subsume it into so very few equations that we can say we know very little (except these equations - e.g. Dirac, Maxwell, Schrod). Then we think we have the physical pictures with which to interpret the equations. But there are so very few equations that I have found that many physical pictures can give the same equations. So I am spending my time in study - in seeing how many new viewpoints I can take of what is known.

Of course, the hope is that a slight modification of one of the pictures will straighten out some of the present troubles. I have ^{such} the feeling that all this talk of there not being a picture possible but we only need know how to go about calculating any phenomena. True we only need calculate. But a picture is ~~not~~ certainly a convenience & it is not doing anything wrong in making one up. It may prove to be entirely hazy while the equations are nearly right - yet for a while it helps. The power of mathematics is terrifying - and too many physicists finding they have correct equations without understanding them have been so terrified they give up trying to understand them. I want to go back & try to understand them. What do I mean by understanding? Nothing deep or accurate - just to be able to see some of the ^{qualitative} consequences of the equations by some method other than solving them in detail.

For example, I'm beginning to get a "wild understanding" of

the place of Dirac's matrices which were invented by him "to produce an equation ~~for~~ of first order in the differentiated coefficient in the time," but by me in order "to keep track of the result of a succession of changes of coordinate system." Still my stuff sounds mathematical & insofar as it is, I still don't understand it - but I will try soon to reformulate in terms of seeing how things look to someone riding with the electron. (For instance when an electron appears to go completely around a proton, the proton does not appear from the point of view of the electron to complete its circuit around the electron! (See Thomson on spin orbit interaction) Because the succession of Lorentz transformations comes out at the end as a small rotation of the electron's axes).

Why should the ^{supplemental} laws of Nature be so that one cannot explain them to a high-school student - but only to a quite advanced graduate student in physics? And we claim they are simple! In what sense are they simple? Because we can write them in one line. But it takes 8 years of college education to understand the symbols. Is there any simple ideas in the laws?

Well enough for the balance. I'll get back to work on understanding better my new Dirac Egn. (By the way I did all this before I got your letter, except to notice that the choice leading from (B) to (C) gave the Dirac Egn. in a particularly direct way - but I did notice that any function $F(\psi, \nabla\psi)$ gives Dirac equations in a particularly if correctly normalized. I was engaged in studying this:

Certainly
$$\int \psi^\dagger (\nabla_\mu - \nabla_\mu) \psi F(\psi, \nabla\psi) = \int \psi^\dagger \left(\nabla_\mu \frac{\partial}{\partial \psi} \chi \right) \psi F(\psi, \nabla\psi) = \left\{ \left(\frac{\partial}{\partial t} - \nabla \right) \chi \right\} \int \psi^\dagger \psi F(\psi, \nabla\psi)$$

so Dirac's Egn. comes out. But if $\psi^\dagger \psi$ is nearly zero (assuming $F(\psi)$ is small ^{a number.} unless ψ^2 is small) it might still be true that ψ^\dagger is not small enough to allow replacement

in $\chi(R_n - V_n)$ of χ by its first order Taylor expansion $\chi(R) + V_n \frac{\partial \chi}{\partial R}$. (13)

Thank for your suggestions and I look forward to hearing anything else you might think about this. If you don't want to read this letter over & over could you send it back so if someone else wants an explanation they can read it.

I will work on your 2nd quantization, when I get time. I really believe it is correct - but is another example of the terrifying power of math. to make us say things which we don't understand but are true.

Sincerely Dick.

- 1) IF A RULE OF TRACK FOLLOWING WILL WORK THEN IT WILL
APPLY FOR VERY SMALL TIME INTERVALS ϵ THEN THE MASS
TERM IN DIRAC EQU. CAN BE NEGLECTED ($\epsilon \ll \hbar/mc$). HENCE
LOOK AT NEUTRINO.
- 2) FIELD EFFECTS ARE ALSO SMALL.
- 3) THERE IS NO LENGTH SCALE FOR ^(FREE) NEUTRINO CASE
- 4) HENCE EITHER FREE NEUTRINO RULE IS EXACT
- 5) OR IT IS NOT READILY REDUCED TO INFINESMAL ϵ .

Hence either find exact neutrino rule (Huggens Princ)
or expect a rule that shows up correctly only after
an unlimited number of ϵ steps!

Thus all you need is a rule which works OK when ψ is
nearly constant - ie: small gradients!