

# CoRe: Context-Regularized Text Embedding Learning for Text-to-Image Personalization

Feize Wu<sup>1\*</sup>, Yun Pang<sup>1\*</sup>, Junyi Zhang<sup>1\*</sup>, Lianyu Pang<sup>1\*</sup>, Jian Yin<sup>1</sup>,  
Baoquan Zhao<sup>1</sup>, Qing Li<sup>2</sup>, Xudong Mao<sup>1†</sup>

<sup>1</sup>Sun Yat-sen University <sup>2</sup>The Hong Kong Polytechnic University

## Abstract

Recent advances in text-to-image personalization have enabled high-quality and controllable image synthesis for user-provided concepts. However, existing methods still struggle to balance identity preservation with text alignment. Our approach is based on the fact that generating prompt-aligned images requires a precise semantic understanding of the prompt, which involves accurately processing the interactions between the new concept and its surrounding context tokens within the CLIP text encoder. To address this, we aim to embed the new concept properly into the input embedding space of the text encoder, allowing for seamless integration with existing tokens. We introduce Context Regularization (CoRe), which enhances the learning of the new concept’s text embedding by regularizing its context tokens in the prompt. This is based on the insight that appropriate output vectors of the text encoder for the context tokens can only be achieved if the new concept’s text embedding is correctly learned. CoRe can be applied to arbitrary prompts without requiring the generation of corresponding images, thus improving the generalization of the learned text embedding. Additionally, CoRe can serve as a test-time optimization technique to further enhance the generations for specific prompts. Comprehensive experiments demonstrate that our method outperforms several baseline methods in both identity preservation and text alignment. Code will be made publicly available.

## Introduction

Text-to-image personalization involves adapting a pre-trained diffusion model to generate novel images based on user-provided concepts and text prompts. The goal of personalization techniques is to produce high-quality images that not only accurately preserve the concept’s identity but also align well with the text prompt. However, balancing the trade-off between identity preservation and text alignment remains a core challenge in personalization of diffusion models.

In this work, we focus on improving text alignment for text-to-image personalization. Our investigation is based on the fact that a precise semantic understanding of the prompts is the premise for aligning the generated images with the prompts. The semantic understanding of the prompts is man-



Figure 1: CoRe enables text-aligned personalized generations, allowing for high visual variability of the user-provided concept.

aged by the CLIP text encoder, which involves processing the text embeddings of all tokens and their interactions. Therefore, we aim to learn a proper text embedding for the new concept, which not only accurately represents the concept but also seamlessly integrates with existing tokens.

Instead of investigating the text embedding of the new concept itself (Alaluf et al. 2023; Pang et al. 2024b), we shift our focus to the context tokens surrounding the new concept in prompts. Here, the term *text embedding* refers to the input to the CLIP text encoder. Moreover, for clarity and following the terminology used in (Lu et al. 2022), we refer to the embeddings before and after the CLIP text encoder also as the *input embedding* and *output embedding*, respectively. As illustrated in Figure 2, consider a scenario where the object

\*Equal contribution.

†Corresponding author (xudong.xdmao@gmail.com).





Figure 2: For the four similar prompts (“{ } in the desert”), we show the cosine similarity between the output embeddings of each token (left), and the cross-attention map visualization of each token (right). Replacing “dog” with “puppy” or “cat” results in similar output embeddings and attention maps for other tokens. In contrast, using the overfitted  $S_*$  by Textual Inversion significantly alters the output embeddings and attention maps for other tokens.

token in a prompt is switched from “dog” to “cat”; the output embeddings of the other tokens largely remain consistent. However, using an overfitted text embedding by Textual Inversion (Gal et al. 2022) significantly alters the output embeddings of its context tokens. This alteration occurs because the overfitted embedding adversely affects the output of the context tokens within the text encoder. As shown, these inappropriate output embeddings subsequently lead to incorrect allocations in the attention maps for the context tokens.

Based on these observations, we introduce a new method named Context Regularization (CoRe), which enhances text embedding learning for a new concept by regularizing its context tokens. CoRe can improve the compatibility of the new concept’s text embedding, thereby facilitating a more precise semantic understanding of the prompt. As indicated in Figure 2, replacing the object token “dog” with a compatible embedding of the new concept should yield similar output embeddings for the context tokens. Therefore, we propose a regularization strategy that encourages the output embeddings of the context tokens to align with those from a reference prompt containing a super-category token. As the attention maps play a crucial role in generation, we also impose constraints on the attention maps for the context tokens. We avoid imposing constraints directly between the new concept and its super-category, due to the typically substantial differences between them.

As our proposed CoRe is applied only to the output embeddings and attention maps, without the need for generating images, it can be used with arbitrary prompts. Therefore, we construct a regularization prompt set that covers a broad range of prompts to improve the generalization of the new concept’s text embedding. During training, a prompt is randomly selected from this set for regularization purposes. Moreover, at test time, CoRe can serve as a test-time optimization approach to further refine the generations for specific prompts.

We demonstrate the effectiveness of our method by comparing it with four state-of-the-art personalization methods through both qualitative and quantitative evaluations. Our method shows superior performance in identity preservation and text alignment compared to the baselines, especially for prompts requiring high visual variability. Moreover, in addition to personalizing general objects, our method also works well for face personalization, generating more identity-preserved face images compared to three recent face personalization methods.

## Related Work

**Text-to-Image Generation.** Text-to-image generation involves creating visual images from textual prompts, a task that has seen significant advances with diffusion models (Sohl-Dickstein et al. 2015; Ho, Jain, and Abbeel 2020; Nichol and Dhariwal 2021). To achieve high-resolution text-to-image generation, various methods have been developed. DALL-E 2 (Ramesh et al. 2022) proposes converting a CLIP text embedding into a CLIP image embedding, and then transforming this image embedding into the final image. Imagen (Saharia et al. 2022) employs a cascaded diffusion model that learns to generate images from low-resolution to high-resolution. Latent diffusion models (Rombach et al. 2022) utilize an autoencoder to map the image into a lower-dimensional latent representation, performing progressive denoising steps in this latent space.

**Text-to-Image Personalization.** Text-to-image personalization focuses on adapting pre-trained diffusion models to incorporate new concepts with a few user-provided images. Textual Inversion (Gal et al. 2022) inverts the new concept into the text embedding space, while DreamBooth (Ruiz et al. 2023) fine-tunes the entire U-Net to learn the new concept. Custom Diffusion (Kumari et al. 2023) fine-tunes the text embedding and a few parameters in the U-Net, enabling fast tuning for multi-concept customization. Re-

cent advancements in text-to-image personalization have significantly improved identity preservation (Voynov et al. 2023; Alaluf et al. 2023; Zhou et al. 2023) and text alignment (Tewel et al. 2023; Qiu et al. 2024). Some works (Arar et al. 2024; Huang et al. 2024b) enhance text alignment by optimizing generations for specific prompts at test time. Moreover, tuning-free approaches (Wei et al. 2023; Shi et al. 2023; Li, Li, and Hoi 2023; Ye et al. 2023) focus on accelerating the personalization process. Additionally, many studies (Xiao et al. 2023; Wang et al. 2024a; Li et al. 2023; Wang et al. 2024b) concentrate on the personalized synthesis of widely interested human faces.

**Text Embedding Learning.** Customizing a concept by inverting it into the text embedding space was first introduced in Textual Inversion (Gal et al. 2022). XTI (Voynov et al. 2023) extends this space to be more expressive by using multiple tokens, assigning one token per attention layer. NeTI (Alaluf et al. 2023) further expands the text embedding space to depend on both the denoising timestep and the U-Net layer. E4T (Gal et al. 2023) employs an encoder-based tuning method that efficiently inverts the concept into the text embedding space. AttnDreamBooth (Pang et al. 2024b) suggests optimizing the text embedding for the new concept with very few steps, as it is prone to overfitting. A concurrent work, ClassDiffusion (Huang et al. 2024a), also utilizes a super-category token to guide the learning of text embeddings for the new concept. Our work differs in several aspects. First, we use context tokens to indirectly regularize the text embedding learning without including the super-category token, whereas concurrent work focuses on narrowing the gap between the new concept and its super-category. Second, we further regularize the attention maps of the context tokens. Third, we construct a regularization prompt set to cover a broad range of prompts, making the learned text embeddings more generalizable.

**Cross-Attention Control.** The control of the cross-attention maps has demonstrated the effectiveness in image synthesis for diffusion models (Chefer et al. 2023). Several studies (Jin et al. 2023; Nam et al. 2024; Ma et al. 2023; Zhang et al. 2024) have also investigated controlling the attention maps for text-to-image personalization. Custom Diffusion (Kumari et al. 2023) illustrates how incorrect attention maps can lead to failed compositions involving multiple concepts. ViCo (Hao et al. 2023) proposes regularizing the attention maps to focus on meaningful regions. Break-A-Scene (Avrahami et al. 2023) enhances the generation of multiple concepts by using segmentation masks to guide the learning of the attention maps.

## Preliminaries

**Latent Diffusion Models.** In Latent Diffusion Model (LDM) (Rombach et al. 2022), an encoder  $\mathcal{E}$  transforms an image  $x$  into a latent representation  $z = \mathcal{E}(x)$  in lower-dimensional space, and a decoder  $\mathcal{D}$  reconstructs the image from this latent code, i.e.,  $\mathcal{D}(\mathcal{E}(x)) \approx x$ . Furthermore, a denoising diffusion probabilistic model (Ho, Jain, and Abbeel 2020) is utilized to generate latent codes within the autoencoder’s latent space. To create images from textual descrip-

tions, the model relies on a conditioning input vector  $c(y)$ , which is derived from the given text prompt  $y$ . The training objective of LDM is expressed as follows:

$$\mathcal{L}_{\text{diffusion}} = E_{z \sim \mathcal{E}(x), y, \epsilon \sim \mathcal{N}(0,1), t} \left[ \|\epsilon - \epsilon_{\theta}(z_t, t, c(y))\|_2^2 \right], \quad (1)$$

where the denoising network  $\epsilon_{\theta}$  is used to remove the noise added to the latent code given the noised latent  $z_t$ , the timestep  $t$  and the conditioning vector  $c(y)$ .

**Textual Inversion.** Given several image examples of a target concept, Textual Inversion (TI) (Gal et al. 2022) learns the concept by inverting it into the text embedding space. TI introduces a new token  $S_*$  and a corresponding embedding  $v_*$ . During the learning process,  $v_*$  is optimized to minimize the diffusion loss (Eq. 1) as follows:

$$v_* = \arg \min_v E_{z, y, \epsilon, t} \left[ \|\epsilon - \epsilon_{\theta}(z_t, t, c(y, v))\|_2^2 \right], \quad (2)$$

where  $c(y, v)$  denotes the the conditioning vector using the optimized text embedding  $v$ .

**DreamBooth.** DreamBooth (Ruiz et al. 2023) fine-tunes the entire U-Net of the diffusion model to learn the target concept. It employs a rarely used token to represent the concept and fixes its text embedding during optimization. Since the entire U-Net and possibly the text encoder are fine-tuned, DreamBooth usually achieves better identity preservation than Textual Inversion.

## Method

### Text Embedding Learning with CoRe

To achieve text-aligned generations, we aim to learn an appropriate text embedding for the new concept that is compatible with and seamlessly integrates into existing tokens. This is because text-aligned generations depend on a precise semantic understanding of the prompt, which in turn depends on the correct interactions between the new concept and the other tokens. Instead of directly improving the new concept’s embedding, we focus on constraining the context tokens surrounding the new concept. Our method derives from two key insights. First, proper output embeddings of the context tokens can only be achieved if the new concept’s input embedding is correctly learned; otherwise, it adversely impacts the output embeddings of the context tokens within the text encoder. Second, when replacing the object token in a prompt with another, the output embeddings and attention maps of the context tokens should largely remain consistent. We verify these insights through experiments illustrated in Figure 2. For instance, in the prompt “dog in the desert”, replacing “dog” with an overfitted embedding by Textual Inversion significantly alters the output embeddings and attention maps of the other tokens. In contrast, replacing “dog” with “cat” maintains the consistency of the output embeddings and attention maps.

Based on these insights, we propose Context Regularization (CoRe) that enhances the text embedding learning for the new concept by regularizing its context tokens. For a training prompt containing the new concept, we construct

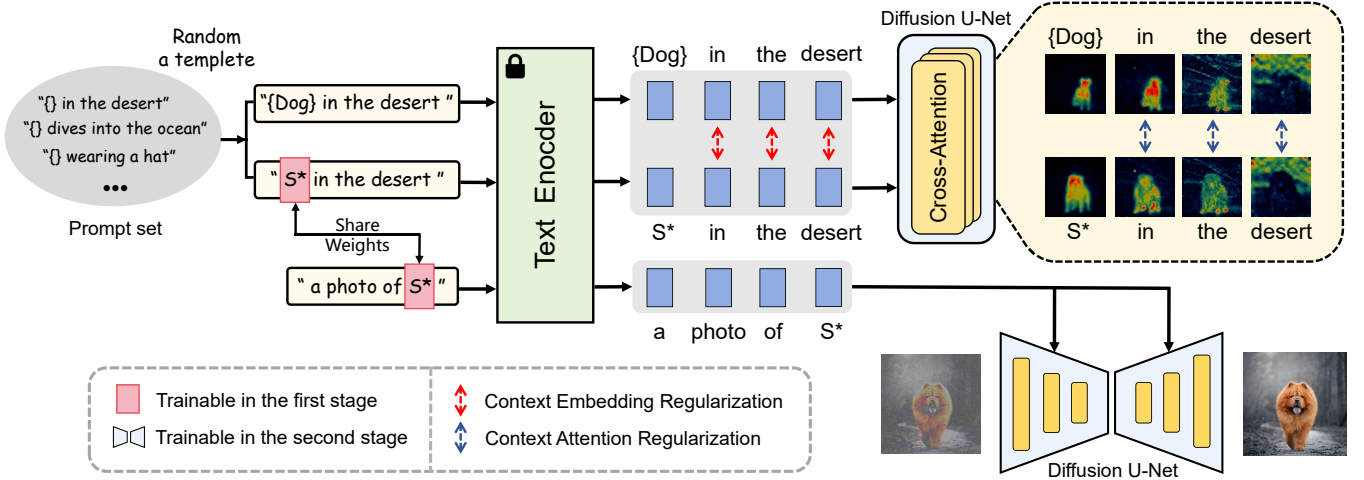


Figure 3: Overview of the proposed CoRe. Our method enhances the text embedding learning for  $S_*$  by regularizing its context tokens. Specifically, we randomly select a regularization prompt (e.g., “ $S_*$  in the desert”) and a reference prompt (e.g., “Dog in the desert”). During training, the proposed context embedding regularization and context attention regularization are applied together with the diffusion loss, which encourages the representations of the context tokens surrounding  $S_*$  to align with those in the reference prompt. These regularization terms make the text embedding of  $S_*$  more compatible with existing tokens.

a reference prompt by replacing the new concept token with a super-category token. We then enforce a similarity constraint on the output embeddings and attention maps of the context tokens between these two prompts. It is important to note that our context regularization can be used with arbitrary prompts because it is applied only to the output embeddings and attention maps, without the need for generating images. Therefore, we construct a regularization prompt set designed to cover a broad range of prompts, with details provided in the Appendix.

**Context Embedding Regularization.** Formally, we randomly select a prompt template (e.g., “a { } in the jungle”) from the regularization prompt set, and fill it with the new concept token and its super-category token, respectively, producing a pair of prompts  $y_*$  and  $y_{cat}$  (e.g., “a  $S_*$  in the jungle” and “a [super-category] in the jungle”). The input embeddings of these two prompts,  $\{v_i\}$  and  $\{v'_i\}$ , are then fed into the text encoder  $E$ , producing corresponding output embeddings  $\{E(v_i)\}$  and  $\{E(v'_i)\}$ . We minimize the average cosine distance between these two sets of output embeddings:

$$\mathcal{L}_{emb} = \frac{1}{n-1} \sum_{i=1, i \neq k}^n (1 - \cos(E(v_i), E(v'_i))), \quad (3)$$

where  $k$  is the index corresponding to  $S_*$  and [super-category],  $n$  is the length of the output embeddings, and  $\cos(\cdot, \cdot)$  denotes the cosine similarity. Note that we avoid imposing constraints between  $S_*$  and [super-category] due to the observed significant degradation in identity preservation, as the new concept and its super-category usually exhibit substantial differences.

**Context Attention Regularization.** As illustrated in Figure 2, the overfitted embedding of the new concept subsequently results in incorrect attention maps for the context tokens. Therefore, we utilize attention maps to further regularize the text embedding learning for the new concept. We introduce an additional regularization term that enforces a similarity constraint between the attention maps of the two prompts,  $y_*$  and  $y_{cat}$ . Formally, the output embeddings  $\{E(v_i)\}$  and  $\{E(v'_i)\}$  for  $y_*$  and  $y_{cat}$  are fed into the 16 different cross-attention layers of the U-Net, generating 16 attention maps  $\{M_i^{1:16}\}$  and  $\{M'_i{}^{1:16}\}$ , respectively. We minimize the average squared difference between the mean values of these attention maps as follows:

$$\mathcal{L}_{attn} = \frac{1}{n-1} \sum_{i=1, i \neq k}^n (\mu(M_i^{1:16}) - \mu(M'_i{}^{1:16}))^2, \quad (4)$$

where  $\mu(M^{1:16})$  denotes the mean of all values across the 16 attention maps,  $k$  is the index corresponding to  $S_*$ , and  $n$  is the length of the prompt.

Overall, the full optimization objective of our method is defined as:

$$v_* = \arg \min_{v_k} \mathcal{L}_{diffusion} + \lambda_{emb} \mathcal{L}_{emb} + \lambda_{attn} \mathcal{L}_{attn}. \quad (5)$$

**Embedding Rescaling.** As identified in (Alaluf et al. 2023; Pang et al. 2024a), during optimization, the scale of the new concept’s text embedding tends to become excessively large, leading to significant degradation in text alignment. Inspired by (Alaluf et al. 2023), we propose rescaling the norm of the text embedding during optimization to mitigate this issue. Specifically, after one optimization step, we reset the norm of the updated embedding to match the norm





Figure 4: Qualitative comparison. We present personalization results of our method and four baseline methods, including Custom Diffusion (Kumari et al. 2023), NeTI (Alaluf et al. 2023), OFT (Qiu et al. 2024), and AttnDreamBooth (Pang et al. 2024b). Our method demonstrates superior performance in both text alignment and identity preservation compared to these baselines, especially for the prompts that require high visual variability of the concept.

from the previous step. The rescaled embedding is given by:

$$v_*^s = \frac{v_*^s}{\|v_*^s\|} \|v_*^{s-1}\|, \quad (6)$$

where  $s$  denotes the  $s$ -th optimization step. In practice, we apply this rescaling strategy only during the intermediate phase of the optimization, as we empirically find that rescaling at the beginning or end phases can lead to degraded identity preservation, likely due to the information loss introduced by rescaling.

### Embedding-to-Identity Training Strategy

Solely optimizing the text embedding is insufficient to capture the concept identity. Inspired by (Roich et al. 2022; Pang et al. 2024b), we propose a two-stage training strategy. Initially, we employ CoRe to learn a text embedding for the new concept that is compatible with existing tokens.

This yields an editable embedding but provides a coarse depiction of the concept identity. In the second stage, we freeze the text embedding and fine-tune all layers of the U-Net to precisely capture the concept identity.

### Test-Time Optimization

At test time, our proposed method, CoRe, can optionally serve as a test-time optimization technique to enhance generation for specific prompts. Specifically, given a prompt for generation, we refine the output embeddings and attention maps associated with this prompt by performing a few additional optimization steps using CoRe. This refinement is done without employing the diffusion loss. Note that in our experiments, this test-time optimization strategy is not applied when comparing with the baselines to ensure a fair comparison.



Figure 5: Face personalization results of our method and three baseline methods, including Cross Initialization (CI) (Pang et al. 2024a), PhotoMaker (PM) (Li et al. 2023), and Face2Diffusion (FD) (Shiohara and Yamasaki 2024). Our method achieves more identity-preserved face generations compared to the baselines, especially when the input image is a side face.

## Experiments

**Datasets.** For a comprehensive evaluation, we collect 24 concepts from previous studies (Gal et al. 2022; Ruiz et al. 2023; Kumari et al. 2023). Following (Tewel et al. 2023), we categorize these concepts into two groups: animate objects (e.g., “cat” and “child doll”) and inanimate objects (e.g., “clock” and “berry bowl”). Accordingly, we use two sets of prompts for these two groups, respectively. Some prompts are shared across all concepts, including background change, concept color change, and artistic style, while others are specific to animate objects, such as action and outfit change.

**Evaluation Setup.** We compare our method against four recent baseline methods: Custom Diffusion (Kumari et al. 2023), NeTI (Alaluf et al. 2023), OFT (Qiu et al. 2024), and AttnDreamBooth (Pang et al. 2024b). For quantitative evaluation, we employ a set of 20 prompts, detailed in the Appendix, using the following metrics: (1) identity preservation, measured by the visual similarity between the generated and input images in the CLIP-I (Radford et al. 2021) and DINO (Caron et al. 2021) feature spaces; and (2) text alignment, measured by the CLIP-T similarity between the generated images and the prompts. Following (Zeng et al. 2024), the CLIP-I and DINO scores are exclusively calculated on foreground-masked images to eliminate background variations and better reflect concept identity similarity. Additionally, prompts involving stylization or outfit change are excluded from the CLIP-I and DINO score cal-

Table 1: Quantitative comparison. CLIP-I and DINO evaluate identity preservation by measuring the similarity between the generated and input images. CLIP-T evaluates text alignment by measuring the similarity between the generated images and the text prompts.

Methods	CLIP-T $\uparrow$	CLIP-I $\uparrow$	DINO $\uparrow$
Custom Diffusion	0.2537	0.6706	0.5163
NeTI	0.2386	<b>0.7104</b>	0.5623
OFT	0.2397	0.7018	0.5612
AttnDreamBooth	<u>0.2547</u>	0.6918	<u>0.5641</u>
Ours	<b>0.2568</b>	<u>0.7054</u>	<b>0.5842</b>

Table 2: User study. For each paired comparison, our method is preferred over the baselines.

Baselines	Prefer Baseline	Prefer Ours
Custom Diffusion	14.3%	<b>85.7%</b>
NeTI	23.7%	<b>76.3%</b>
OFT	28.4%	<b>71.6%</b>
AttnDreamBooth	35.3%	<b>64.7%</b>

culations because these modifications can significantly alter the concept’s appearance. The implementation details of our method and the baselines are provided in the Appendix.

## Results

**Qualitative Evaluation.** In Figure 4, we present a visual comparison of personalized generations for various concepts. We employ a set of complex prompts for evaluation, such as depicting the pets in a human-like posture and dressing (e.g., “ $S_*$  dressed as Spider-Man swings between tall buildings”), complex spatial relationships (e.g., “ $S_*$  inside a box, floating on the water”), and composition of multiple changes (e.g., “A steampunk  $S_*$  with gears and pipes, exploring a retro factory”). As observed, Custom Diffusion fails to generate text-aligned images and sometimes discards the new concept in the generation. NeTI and OFT struggle to accurately adapt the given concept in new scenes. AttnDreamBooth achieves improved personalized generations, but still fails to generate identity-preserved and text-aligned images, especially for prompts requires high visual variability (e.g., “A cat $_*$  dressed as Spider-Man”). In contrast, the generations by our method accurately preserve the concept identity and align with the complex prompts. Additional qualitative results are provided in the Appendix.

Although our method is primarily designed for personalizing general objects, it also performs well in personalizing human faces. Figure 5 shows our personalization results on human faces compared with three specialized face personalization methods, including Cross Initialization (Pang et al. 2024a), PhotoMaker (Li et al. 2023), and Face2Diffusion (Shiohara and Yamasaki 2024). Our method demonstrates superior identity preservation compared to these baselines.





Figure 6: Ablation study. We compare models trained without Context Embedding Regularization (w/o CER), without Context Attention Regularization (w/o CAR), and without embedding rescaling strategy (w/o Rescale). All sub-modules are essential for achieving identity-preserved and text-aligned personalized generations.

**Quantitative Evaluation.** We quantitatively evaluate each method using 24 concepts and 20 text prompts, generating 32 samples per prompt for each concept. The results are presented in Table 1. Note that prompts requiring high visual variability are excluded from quantitative evaluation due to the limitations of quantitative metrics in accurately assessing the quality of generated images for these prompts, for two main reasons. First, such prompts significantly alter the concept’s appearance, which makes them unsuitable for measuring identity similarity to the input images. Second, methods that neglect to incorporate the new concept in generations tend to achieve high text alignment scores, as these scores are calculated without considering the new concept. Consequently, using relatively simple prompts, our method achieves slightly higher CLIP-T scores than AttnDreamBooth. In terms of CLIP-I and DINO scores, our method outperforms AttnDreamBooth, likely due to the insufficient text embedding learning in AttnDreamBooth. NeTI achieves the highest CLIP-I score but ranks lowest in text alignment, indicating a tendency to overfit the new concept. Overall, the results demonstrate that our method achieves a superior balance between identity preservation and text alignment compared to the baselines.

**User Study.** We conduct a paired human preference study to compare CoRe with the baseline methods. In each question, we present two generated images, one from our method and one from a baseline, using the same prompt. Participants are asked to evaluate the generated images based on identity preservation and text alignment. We collect 1200 responses from 60 participants. As shown in Table 2, our method is clearly preferred over the baselines, indicating its superiority in identity preservation and text alignment.



Figure 7: Serving as a test-time optimization technique, CoRe enables previously omitted words to be reflected in the generated images.

## Ablation Study

In this section, we ablate each sub-module of our method to demonstrate its contribution. Figure 6 shows the results of the ablation study. As shown, the absence of the contextual embedding regularization leads to degradation in both identity preservation and text alignment. The model without the context attention regularization tends to generate images that are similar to the input, indicating a potential overfit to the concept. Additionally, without applying the embedding rescaling strategy, the model exhibits slight degradation in both text alignment and identity preservation. Additional ablation study results can be found in the Appendix.

## Test-Time Optimization

In this section, we evaluate the effectiveness of CoRe for test-time optimization. Given a specific prompt for generation, we perform an additional 10 optimization steps using CoRe to refine the output embeddings and attention maps for this prompt. As illustrated in Figure 7, this strategy helps to better align the generations with the prompts, allowing previously omitted words to be reflected in the new images. For example, in the second row, test-time optimization effectively replaces the unintended “dog” with the correct “child”, and retrieves the missing “fox”.

## Conclusions and Limitations

In conclusion, we proposed a personalization method named CoRe that enhances the text embedding learning for the new concept by regularizing context tokens. This method is based on the insight that appropriate output embeddings of context tokens are achievable only when the new concept’s text embedding is correctly learned. Our experimental results demonstrate that CoRe outperforms the baseline methods. As shown in Figure 7, our method still faces challenges with difficult compositions involving the learned concept and other objects, which is partly inherited from the pretrained model. CoRe can serve as a test-time optimization technique to enhance the generation of such difficult compositions.

## References

- Alaluf, Y.; Richardson, E.; Metzer, G.; and Cohen-Or, D. 2023. A Neural Space-Time Representation for Text-to-Image Personalization. *arXiv preprint arXiv:2305.15391*.
- Arar, M.; Voynov, A.; Hertz, A.; Avrahami, O.; Fruchter, S.; Pritch, Y.; Cohen-Or, D.; and Shamir, A. 2024. PALP: Prompt Aligned Personalization of Text-to-Image Models. *arXiv preprint arXiv:2401.06105*.
- Avrahami, O.; Aberman, K.; Fried, O.; Cohen-Or, D.; and Lischinski, D. 2023. Break-A-Scene: Extracting Multiple Concepts from a Single Image. *arXiv preprint arXiv:2305.16311*.
- Caron, M.; Touvron, H.; Misra, I.; Jégou, H.; Mairal, J.; Bojanowski, P.; and Joulin, A. 2021. Emerging properties in self-supervised vision transformers. In *ICCV*.
- Chefer, H.; Alaluf, Y.; Vinker, Y.; Wolf, L.; and Cohen-Or, D. 2023. Attend-and-Excite: Attention-Based Semantic Guidance for Text-to-Image Diffusion Models. In *SIGGRAPH*.
- Gal, R.; Alaluf, Y.; Atzmon, Y.; Patashnik, O.; Bermano, A. H.; Chechik, G.; and Cohen-Or, D. 2022. An image is worth one word: Personalizing text-to-image generation using textual inversion. *arXiv preprint arXiv:2208.01618*.
- Gal, R.; Arar, M.; Atzmon, Y.; Bermano, A. H.; Chechik, G.; and Cohen-Or, D. 2023. Encoder-based domain tuning for fast personalization of text-to-image models. *TOG*.
- Hao, S.; Han, K.; Zhao, S.; and Wong, K.-Y. K. 2023. ViCo: Detail-Preserving Visual Condition for Personalized Text-to-Image Generation. *arXiv preprint arXiv:2306.00971*.
- Ho, J.; Jain, A.; and Abbeel, P. 2020. Denoising diffusion probabilistic models. In *NeurIPS*.
- Huang, J.; Liew, J. H.; Yan, H.; Yin, Y.; Zhao, Y.; and Wei, Y. 2024a. ClassDiffusion: More Aligned Personalization Tuning with Explicit Class Guidance. *arXiv preprint arXiv:2405.17532*.
- Huang, M.; Mao, Z.; Liu, M.; He, Q.; and Zhang, Y. 2024b. RealCustom: Narrowing Real Text Word for Real-Time Open-Domain Text-to-Image Customization. In *CVPR*, 7476–7485.
- Jin, C.; Tanno, R.; Saseendran, A.; Diethe, T.; and Teare, P. 2023. An Image is Worth Multiple Words: Learning Object Level Concepts using Multi-Concept Prompt Learning. *arXiv preprint arXiv:2310.12274*.
- Kumari, N.; Zhang, B.; Zhang, R.; Shechtman, E.; and Zhu, J.-Y. 2023. Multi-concept customization of text-to-image diffusion. In *CVPR*.
- Li, D.; Li, J.; and Hoi, S. C. H. 2023. BLIP-Diffusion: Pre-trained Subject Representation for Controllable Text-to-Image Generation and Editing. *arXiv preprint arXiv:2305.14720*.
- Li, Z.; Cao, M.; Wang, X.; Qi, Z.; Cheng, M.-M.; and Shan, Y. 2023. PhotoMaker: Customizing Realistic Human Photos via Stacked ID Embedding. *arXiv preprint arXiv:2312.04461*.
- Lu, Y.; Liu, J.; Zhang, Y.; Liu, Y.; and Tian, X. 2022. Prompt Distribution Learning. In *CVPR*.
- Ma, J.; Liang, J.; Chen, C.; and Lu, H. 2023. Subject-Diffusion: Open Domain Personalized Text-to-Image Generation without Test-time Fine-tuning. *arXiv preprint arXiv:2307.11410*.
- Nam, J.; Kim, H.; Lee, D.; Jin, S.; Kim, S.; and Chang, S. 2024. DreamMatcher: Appearance Matching Self-Attention for Semantically-Consistent Text-to-Image Personalization. *arXiv preprint arXiv:2402.09812*.
- Nichol, A.; and Dhariwal, P. 2021. Improved Denoising Diffusion Probabilistic Models. In *ICML*.
- Pang, L.; Yin, J.; Xie, H.; Wang, Q.; Li, Q.; and Mao, X. 2024a. Cross Initialization for Personalized Text-to-Image Generation. In *CVPR*.
- Pang, L.; Yin, J.; Zhao, B.; Wu, F.; Wang, F. L.; Li, Q.; and Mao, X. 2024b. AttnDreamBooth: Towards Text-Aligned Personalized Text-to-Image Generation. *arXiv preprint arXiv:2406.05000*.
- Qiu, Z.; Liu, W.; Feng, H.; Xue, Y.; Feng, Y.; Liu, Z.; Zhang, D.; Weller, A.; and Schölkopf, B. 2024. Controlling text-to-image diffusion by orthogonal finetuning. In *NeurIPS*.
- Radford, A.; Kim, J. W.; Hallacy, C.; Ramesh, A.; Goh, G.; Agarwal, S.; Sastry, G.; Askell, A.; Mishkin, P.; Clark, J.; et al. 2021. Learning transferable visual models from natural language supervision. In *ICML*.
- Ramesh, A.; Dhariwal, P.; Nichol, A.; Chu, C.; and Chen, M. 2022. Hierarchical text-conditional image generation with clip latents. *arXiv preprint arXiv:2204.06125*.
- Roich, D.; Mokady, R.; Bermano, A. H.; and Cohen-Or, D. 2022. Pivotal tuning for latent-based editing of real images. *TOG*.
- Rombach, R.; Blattmann, A.; Lorenz, D.; Esser, P.; and Ommer, B. 2022. High-resolution image synthesis with latent diffusion models. In *CVPR*.
- Ruiz, N.; Li, Y.; Jampani, V.; Pritch, Y.; Rubinstein, M.; and Aberman, K. 2023. Dreambooth: Fine tuning text-to-image diffusion models for subject-driven generation. In *CVPR*.
- Saharia, C.; Chan, W.; Saxena, S.; Li, L.; Whang, J.; Denton, E. L.; Ghasemipour, K.; Gontijo Lopes, R.; Karagol Ayan, B.; Salimans, T.; et al. 2022. Photorealistic text-to-image diffusion models with deep language understanding. In *NeurIPS*.
- Shi, J.; Xiong, W.; Lin, Z.; and Jung, H. J. 2023. Instant-booth: Personalized text-to-image generation without test-time finetuning. *arXiv preprint arXiv:2304.03411*.
- Shiohara, K.; and Yamasaki, T. 2024. Face2Diffusion for Fast and Editable Face Personalization. In *CVPR*, 6850–6859.
- Sohl-Dickstein, J.; Weiss, E. A.; Maheswaranathan, N.; and Ganguli, S. 2015. Deep Unsupervised Learning using Nonequilibrium Thermodynamics. In *ICML*.
- Tewel, Y.; Gal, R.; Chechik, G.; and Atzmon, Y. 2023. Key-Locked Rank One Editing for Text-to-Image Personalization. In *SIGGRAPH*.
- Voynov, A.; Chu, Q.; Cohen-Or, D.; and Aberman, K. 2023. P+: Extended Textual Conditioning in Text-to-Image Generation. *arXiv preprint arXiv:2303.09522*.



Wang, Q.; Bai, X.; Wang, H.; Qin, Z.; and Chen, A. 2024a. InstantID: Zero-shot Identity-Preserving Generation in Seconds. *arXiv preprint arXiv:2401.07519*.

Wang, Q.; Jia, X.; Li, X.; Li, T.; Ma, L.; Zhuge, Y.; and Lu, H. 2024b. StableIdentity: Inserting Anybody into Anywhere at First Sight. *arXiv preprint arXiv:2401.15975*.

Wei, Y.; Zhang, Y.; Ji, Z.; Bai, J.; Zhang, L.; and Zuo, W. 2023. ELITE: Encoding Visual Concepts into Textual Embeddings for Customized Text-to-Image Generation. *arXiv preprint arXiv:2302.13848*.

Xiao, G.; Yin, T.; Freeman, W. T.; Durand, F.; and Han, S. 2023. FastComposer: Tuning-Free Multi-Subject Image Generation with Localized Attention. *arXiv preprint arXiv:2305.10431*.

Ye, H.; Zhang, J.; Liu, S.; Han, X.; and Yang, W. 2023. Ip-adapter: Text compatible image prompt adapter for text-to-image diffusion models. *arXiv preprint arXiv:2308.06721*.

Zeng, Y.; Patel, V. M.; Wang, H.; Huang, X.; Wang, T.-C.; Liu, M.-Y.; and Balaji, Y. 2024. JeDi: Joint-Image Diffusion Models for Finetuning-Free Personalized Text-to-Image Generation. In *CVPR*.

Zhang, X.; Wei, X.-Y.; Wu, J.; Zhang, T.; Zhang, Z.; Lei, Z.; and Li, Q. 2024. Compositional Inversion for Stable Diffusion Models. In *AAAI*.

Zhou, Y.; Zhang, R.; Sun, T.; and Xu, J. 2023. Enhancing Detail Preservation for Customized Text-to-Image Generation: A Regularization-Free Approach. *arXiv preprint arXiv:2305.13579*.

## A Analysis of the Context Embedding

In this section, we present the analysis of the context tokens’ output embeddings, supplementing Figure 2. As illustrated, the text embedding learned by CoRe exhibits greater similarity to prompts composed solely of existing tokens, in contrast to the overfitted text embedding produced by Textual Inversion. Additionally, we present the results from CoRe when the regularization prompt set is not employed, demonstrating that this strategy significantly enhances the generalization ability of the learned text embeddings.

## B Additional Qualitative Comparisons

In Figure 9, we present additional qualitative comparisons with four baseline methods, including NeTI (Alaluf et al. 2023), OFT (Qiu et al. 2024), AttnDreamBooth (Pang et al. 2024b), and the concurrent work, ClassDiffusion (Huang et al. 2024a).

## C Additional Qualitative Results

In Figures 10 and 11, we present additional qualitative results generated by our method using a variety of prompts.

## D Results for Test-Time Optimization

In Figure 12, we present additional results of employing CoRe as a test-time optimization technique.

## E Additional Ablation Study

The results of the quantitative ablation study are presented in Table 3, which are consistent with the qualitative results in Figure 6. The absence of the context embedding regularization leads to degradation in both identity preservation and text alignment. The model without the context attention regularization achieves higher CLIP-I and DINO scores but a lower CLIP-T score, indicating a tendency to overfit the concept. The model without the embedding rescaling strategy exhibits slight degradation in both text alignment and identity preservation. Additionally, Figure 13 shows more qualitative results of the ablation study.

## F Prompts for Quantitative Evaluation

Following (Tewel et al. 2023), we categorize the concepts into two groups: animate objects (e.g., “cat” and “child doll”) and inanimate objects (e.g., “clock” and “berry bowl”). Accordingly, we utilize two corresponding sets of prompts for quantitative evaluation, as detailed in Table 4.

## G Implementation Details

Our implementation is based on the publicly available Stable Diffusion v2-1. In the first training stage, the text embedding of  $S_*$  is initialized with a super-category token. The regularization prompt set is detailed in the subsequent section. We optimize the text embedding of  $S_*$  using CoRe for 300 steps with a batch size of 6 and a learning rate of  $5e-3$ . The hyper-parameters  $\lambda_{emb}$  and  $\lambda_{attn}$  are set to  $1.5e-4$  and 0.05, respectively. Additionally, we apply the embedding rescaling strategy during the intermediate phase of the optimization (from 120 to 180 steps), as we empirically find

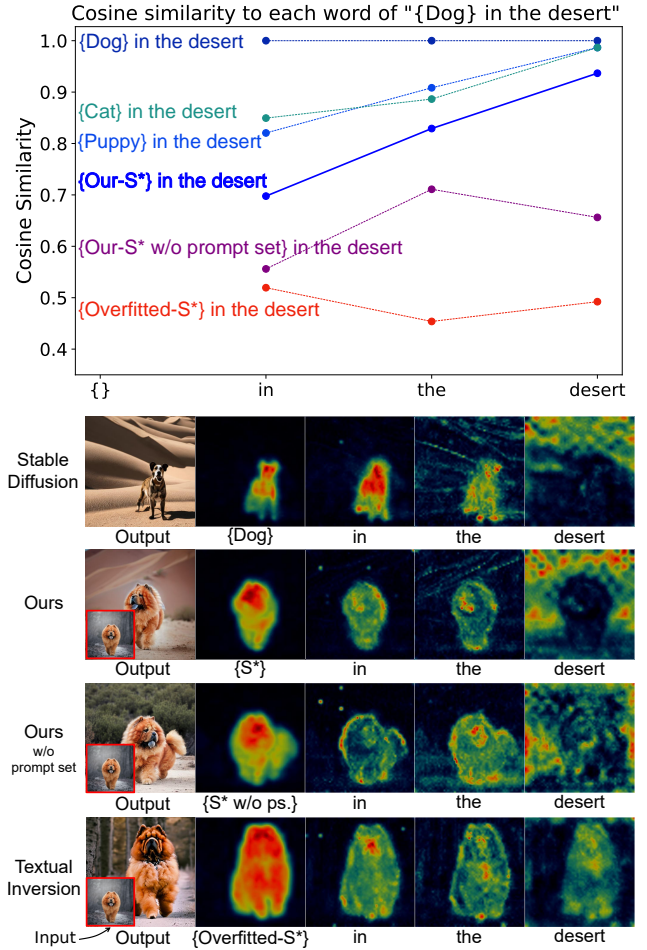


Figure 8: The cosine similarity between the output embeddings of the prompt “{dog} in the desert” and the object-switched prompts. Here, “w/o prompt set” means that the regularization prompt set is not used, applying the proposed regularization strategies directly to the training prompt “a photo of {}”.

that rescaling at the beginning or end phases can lead to degraded identity preservation, likely due to the information loss introduced by rescaling. In the second training stage, we fine-tune the entire U-Net for 1,000 steps with a batch size of 4 and a learning rate of  $2e-6$ . For all the baseline methods, we utilize their official implementations and follow the hyper-parameters specified in their papers. All experiments are conducted on a single Nvidia A100 GPU.

**Regularization Prompt Set.** As previously mentioned, CoRe can be used with any prompt since it is applied only to the output embeddings and attention maps. To enhance the generalization of the new concept’s text embedding, we design a regularization prompt set that covers a broad range of prompts. Similar to the prompts used for quantitative evaluation in Section , we employ two distinct prompts sets for animate and inanimate concepts, each containing 100 prompts. Specifically, the prompt set for inanimate concepts com-

Table 3: Quantitative ablation study. CLIP-I and DINO are used to evaluate identity preservation, while CLIP-T evaluates text alignment.

Methods	CLIP-T $\uparrow$	CLIP-I $\uparrow$	DINO $\uparrow$
w/o CER	0.2504	0.6996	0.5796
w/o CAR	0.2486	0.7123	0.6060
w/o Rescale	0.2561	0.6968	0.5805
Full	0.2568	0.7054	0.5842

prises four types of prompts: background change (e.g., “a {} in the jungle”), concept color change (e.g., “a black {} seen from the top”), artistic style (e.g., “an abstract painting of a {}”), and style composition (e.g., “a {} style skyscraper”). For animate concepts, two additional types are included: action and outfit change. The complete list of these prompt sets are provided in Figures 16 and 15.

## H User Study

Figure 14 illustrates an example question from the user study. Participants are presented with a concept image and a corresponding text prompt, followed by two generated images: one generated by our method and another by a baseline method. They are tasked with selecting the image that more accurately preserves the concept’s identity and better aligns with the text prompt. The results are summarized in Table 2.



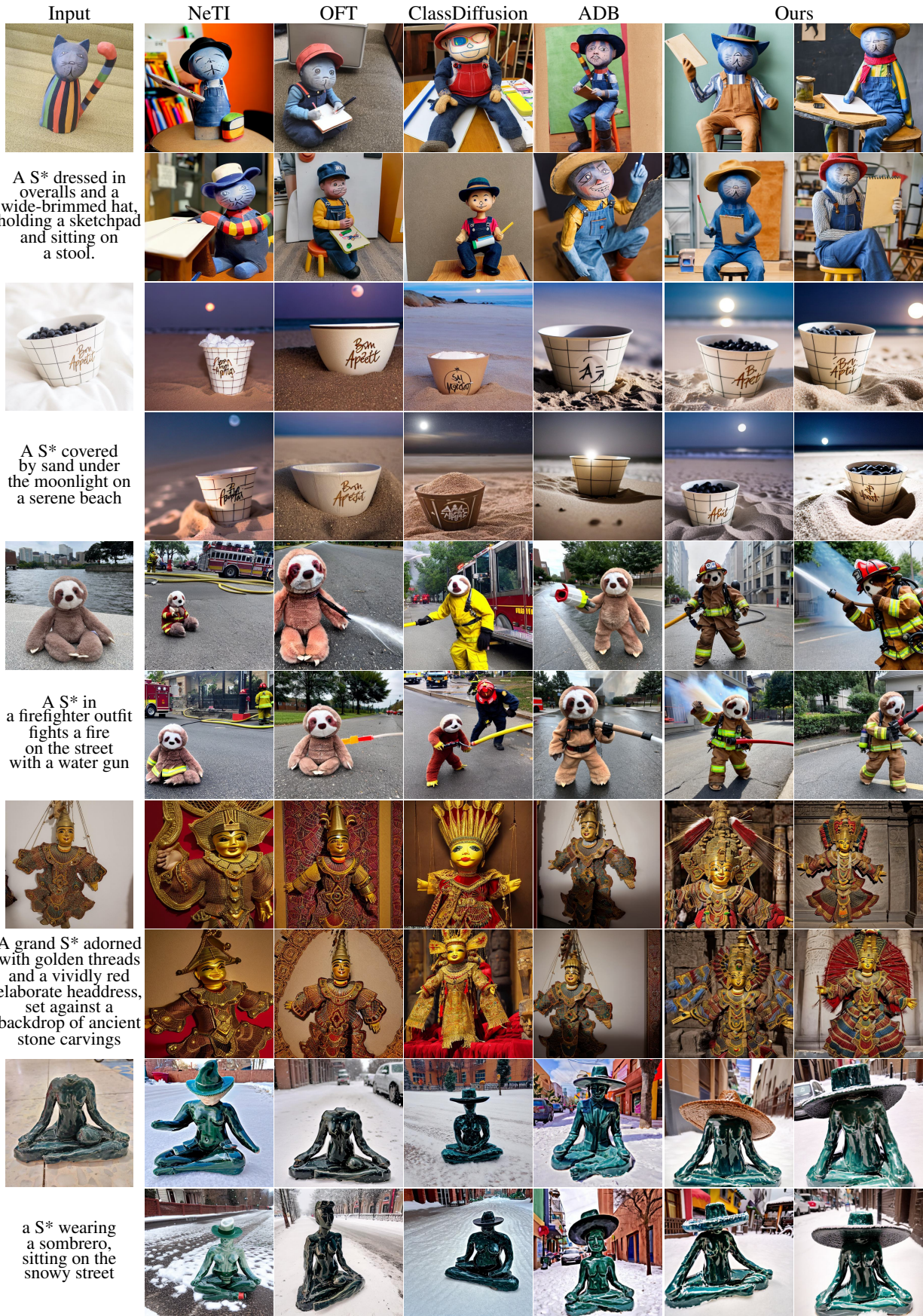



Figure 9: Additional qualitative comparisons with four baseline methods, including NeTI (Alaluf et al. 2023), OFT (Qiu et al. 2024), ClassDiffusion (Huang et al. 2024a), and AttnDreamBooth (ADB) (Pang et al. 2024b).





Input Sample



A S\* is lifting a dumbbell at the gym



A S\* as Captain America in a WWII battlefield



A S\* as Doctor Strange in a magical sanctum



A S\* as Hulk, destroying a city, with Smoke in the background



A Bronze cup with two ears, in shape of S\*



Input Sample



A S\* as an astronaut holding an American flag on the moon



S\* is dressed as Gandalf the Grey from The Hobbit, wearing a long grey robe, a pointed hat, and holding a wooden staff




S\* as a cowboy in a dusty town showdown, surrounded by cacti and a saloon




A S\* as a knight draped in armor, riding a brown horse and galloping through the lush fields




An oil painting of S\* dressed as a musketeer in an old French town



Input Sample



A S\* in boots was walking its pet dog down the street with a leash



A S\* in a detective's trench coat and hat, eating an ice cream on the street



A S\* as a Jedi, with a green lightsaber, standing on a starship bridge, gazing out at distant galaxies



A painting of S\* as a boatman propping a boat in the lake in the style of Monet




A painting of S\* as a vintage steampunk automaton, complete with gears and complex mechanical devices



Input Sample




S\* is wearing Superman's cape and the iconic blue suit with the 'S' emblem, standing on a rooftop in Metropolis at dawn



A S\* dressed as Iron Man, complete with a tiny suit of red and gold armor, standing confidently on a futuristic city rooftop



At the Avengers headquarters, a S\* dressed in a Captain America uniform patrols the area with authority




S\* wears a Green Lantern suit, standing on an outer space station's platform, with the vast starry sky and shining nebulae in the background



S\* wears Batman's black cape, perched on the edge of a Gotham City skyscraper, with lightning in the night sky and city lights below




Input Sample



A black S\* walking with his suitcase at the airport



A green S\* presenting a poster at a conference with people around



A purple S\* typing a paper on a laptop



A red S\* holding up his accepted paper in the jungle



A S\* atop a tall tower, looking out over a bustling metropolis illustrated in a vintage comic book style

Figure 10: Additional generated images by CoRe.





Input Sample



A S\* wearing a cozy sweater and scarf, holding a cup of hot cocoa by the fireplace



A S\* in a full samurai armor, standing proudly with a katana



S\* dressed in Hogwarts robes, with a magical wand and a magical book inside an ancient library filled with towering bookshelves



A S\* adorned in a pirate outfit, with a tricorn hat and a sword, standing on the deck of a pirate ship



A S\* in the intricate, decorative patterns of Islamic art



Input Sample




A S\* dressed in Hogwarts robes, casting spells with a magical wand



A S\* in a full samurai armor, standing proudly with a katana




A S\* in a whimsical fairy costume, with delicate wings and sparkling dust



A S\* with wings, flying above the clouds at sunset, with a flock of birds soaring alongside it




A gummy candy in the shape of S\* sits on the table in a glass candy jar




Input Sample



A S\* serves as a candle holder with a flame at the top




A S\* in the ruins of an old cathedral, with shattered stained glass windows casting colorful light on it



A S\* in a dimly lit museum hall, with other ancient artifacts and sculpture around it



A colorful S\* in the style of Monet, surrounded by a lush impressionist garden with light reflecting off its glossy surface



A S\* in a mystical forest glade, surrounded by glowing mushrooms and ethereal light



Input Sample



A S\* in a suit is enjoying a breakfast with a fork in a park



A S\* is eating bread in front of the Eiffel Tower




A S\* is being hugged by a little girl on a plush carpet in the living room



A S\* dressed as a purple wizard sits at a desk in a medieval library



A curious S\* peeking from beneath a canvas, with art supplies on a table above



Input Sample



A S\* dressed as a chef, with a tiny hat and apron, standing in a toy kitchen surrounded by miniature pots, pans, and a delicious-looking toy meal




A S\* wearing a Hawaiian shirt and flower lei, joyfully playing a ukulele under the sea



A S\* wearing a safari hat and holding a tranquilizer gun, standing among prehistoric plants



A S\* dressed as a royal prince, complete with a crown and cape, sitting on a miniature throne in a lavish toy castle



A S\* wearing a warrior's armor, holding a sword, ready to defend the kingdom

Figure 11: Additional generated images by CoRe.



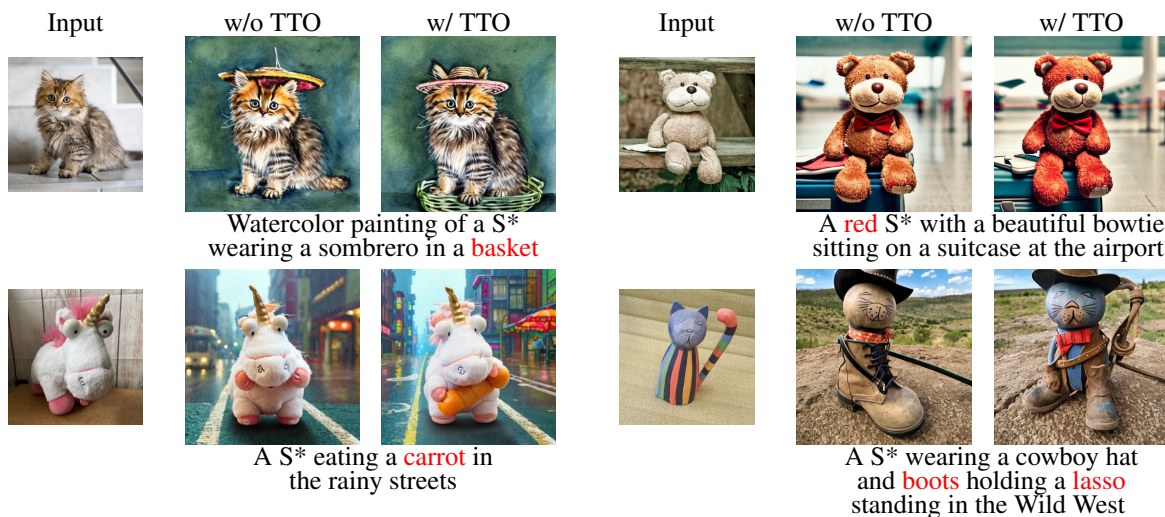


Figure 12: Additional results for Test-Time Optimization (TTO).




Figure 13: Additional ablation study. We compare models trained without Context Embedding Regularization (w/o CER), without Context Attention Regularization (w/o CAR), and without embedding rescaling strategy (w/o Rescale).

\* 1. Concept image (denoted as  $S^*$ )



Text prompt: "a  $S^*$  on a stone wall in the countryside."

Please select the image from the options below that better preserves the identity of the concept image shown above and aligns with the text prompt provided.




Figure 14: An example question of the user study.

Table 4: Prompt list for quantitative evaluation, where “{}” represents  $S_*$  or “[V] class” in some baselines.

Text prompts for Animate Objects	Text prompts for Inanimate Objects
a photo of a {}	a photo of a {}
a {} floats on a river	a {} floats on a river
a {} in Times Square	a {} in Times Square
a {} in the marketplace	a {} in the marketplace
a {} on a stone wall in the countryside	a {} on a stone wall in the countryside
a {} was buried at the bottom of the river	a {} was buried at the bottom of the river
a {} with the Eiffel Tower in the background	a {} with the Eiffel Tower in the background
a red {} in the garden	a red {} in the garden
a pink {} by the lake	a pink {} by the lake
a white {} seen from the bottom	a white {} seen from the bottom
a curious {} exploring ancient ruins by the beach	a black {} seen from the back
a brave {} crossing a shallow river in the wilderness	a purple {} on the dining table
a {} leaping across rooftops in a city	a {} with a wheat field in the background
a {} sitting on a floating island amidst the clouds, surrounded by flying birds	a {} in a snowy mountain landscape
a cake with cream shaped like a {} on top	a {} depicted with rough, textured brushstrokes
a {} reimagined as a character from a classic fairy tale	a {} depicted in the style of a Renaissance painting
a {} wearing a superhero costume, complete with cape and mask	a {} painted like a Picasso abstract
a {} painted in the style of an Abstract Expressionist painting	a {} painted in the style of an Abstract Expressionist painting
a {} in the style of Van Gogh’s Starry Night	a {} in the style of Van Gogh’s Starry Night
a {} with intricate Baroque carvings	a {} with intricate Baroque carvings



```

# Background Change(38):
a {} in the desert
a {} in the jungle
a {} on a wooden boat being swept into a sea vortex
a {} on a rocky hill during a landslides
a {} takes shelter from a rainstorm under a skyscraper
a {} on a quiet beach, shimmering under the moonlight
a {} in an underwater kingdom
a {} on a wooden ship
a {} on a space station orbiting Earth
a {} on an alien planet
a {} on a floating island in the sky
a {} on a snowy mountaintop, partially buried under fresh, powdery snow
a {} on a tranquil lake in a rowboat, with mist rising at dawn
a {} is placed on the left seat cushion between two leather sofas in the living room
a {} is placed to the right of the kitchen refrigerator
a {} is covered by the sand on the beach
a {} inside a laundry basket
a {} inside a cupboard
a {} in a misty forest in the early morning
a {} under a white bridge with a blue castle in the background

# Concept Color Change(5):
a black {} wearing a sombrero and a bowtie in the midst of a misty forest at dawn
a blue {} presenting a poster at a conference with people around
a purple {} typing a paper on a laptop
a black {} seen from the top
a green {} seen from the side

# Action(15):
a {} reading a book in a cozy, dimly lit café, with a warm ambiance
a {} chasing butterflies in the blooming meadow
a {} swimming gracefully in the clear blue pond
a {} galloping with a dog across the open field
a {} collecting nuts in the autumn forest
a {} playing fetch with its owner in the backyard
a {} building a sandcastle on the sunny beach
a {} waddling across the serene lake shore
a {} is galloping across the open field
a {} dives into the ocean
a {} sneaking through the dense underbrush
a {} hopping along the lily pads in the pond
a {} with a sad expression
a {} with an angry expression
a {} with a bright smile

# Outfit Change(25):
a {} as a Jedi
a {} as a Jedi in a spaceship, holding a lightsaber
a {} as Captain America
a {} as Captain America on a planet
a {} as Hawkeye
a {} Funko Pop
a {} in assassin's creed
a {} as a thor on a spaceship
a {} as Elsa on snowy peak
a {} wearing a hat
a {} dressed in a polished suit delivers an inspiring speech at the conference
a {} with a colorful feather boa dazzles the audience on stage
a {} adorned with a golden necklace recites poetry at the evening gala
a {} wearing a traditional kimono performs tea ceremony rituals
a {} dressed in a ceremonial robe conducts a ritual dance around the fire
a {} wearing a military uniform leads the troops into battle
a {} adorned with intricate henna designs performs a traditional dance
a {} dressed in a flowing white gown conducts a wedding ceremony
a {} wearing a ceremonial mask performs a dramatic storytelling dance
a {} adorned with a beaded necklace leads a drumming circle
a {} dressed in a velvet cloak recites Shakespearean sonnets
a {} wearing a colorful sari performs a traditional folk dance
a {} adorned with tribal face paint leads a ceremonial procession
a {} dressed in a feathered cape performs a ritual dance under the moonlight
a {} wearing a top hat in the midst of a misty forest at dawn

# Artistic Styles(25):
watercolor painting of a {} in a psychedelic forest
an impressionist painting of a {}
a traditional Chinese painting of a {}
an abstract painting of a {}
a realistic sketch of a {}
a digital painting of a {} amidst a futuristic cityscape
a charcoal drawing of a {} in a dense, misty forest
a surrealist painting of a {} in a dreamlike desert
a watercolor portrait of a {} against a turbulent sea
a pastel drawing of a {} in a serene countryside garden
a {} captured in the soft light of an impressionist painting
a {} depicted with bold, geometric lines reminiscent of cubism
a {} portrayed with delicate, swirling patterns of art Nouveau
a {} illustrated in style of Renaissance masterpiece
a {} painted with the sharp contrasts and clean lines of pop art
a {} painted with the vibrant colors and rhythmic brushstrokes of Fauvism
a {} sketched in the Japanese ink wash painting
a {} sculpted in the chiaroscuro of Baroque art
a {} crafted with the abstract forms and vibrant palette of surrealism
a {} depicted in the angular, expressive style of German Expressionism
a {} illustrated in the detailed realism of a classical portrait
a {} painted in the style vintage photograph
a {} interpreted in the dynamic, fragmented style of futurism
a {} depicted in the geometric abstractions of constructivism
a {} captured in the serene, contemplative style of traditional Chinese painting

# Style compositions(10):
an ice sculpture of a {} on a frozen lake
an app icon of {}
Latte art with a {} Pattern
a lace fabric with {} pattern
a president Hill with four {}
a giant hydrogen balloon in the shape of {} floats in the sky
a {} shaped piece of wool felt
a hard translucent candy in the shape of {}
a bronze sculpture of a {} in the garden
a Clay sculptures of {} delicately balanced on the edge of a wooden board

```

Figure 15: Prompt set for animate concepts.

```

# Background Change(46):
a {} floats on the lake at sunrise
a {} lies a green leaf
a {} takes shelter from a rainstorm under a skyscraper
a {} on an alien planet
a {} on a tranquil lake in a rowboat, with mist rising at dawn
a {} is placed on the left seat cushion between two leather sofas in the living room
a {} inside a cupboard
a {} crafted into a white wall, adorned with Graffiti pattern
a {} embedded in a brick
a {} was buried under the jungle mud
a {} is covered by the sand on the beach
a {} on a cobblestone street, surrounded by old, weathered buildings at dusk
a {} on a sunlit windowsill, with curtains softly billowing in the breeze
a {} on a snowy mountaintop, partially buried under fresh, powdery snow
a {} resting on an antique wooden desk, next to a flickering candle
a {} in a bustling marketplace, among stalls filled with vibrant fruits and spices
a {} on a rain-soaked garden path
a {} in the shadow of an ancient ruin
a {} on a sandy dune at sunset
a {} by a crackling campfire in the woods
a {} on a moss-covered boulder by a stream
a {} under a railway bridge, surrounded by graffiti
a {} on a sunlit pier by a tranquil lake
a {} on a dusty bookshelf, covered in a thin layer of forgotten time
a {} on a cracked, sunbaked desert floor, surrounded by endless stretches of sand
a {} hanging on a wall in a dimly lit, art-filled gallery
a {} nestled in the tall grass of a serene meadow at dawn
a {} on a marble countertop in a pristine, modern kitchen, reflecting soft light
a {} buried under a layer of pebbles along the shore
a {} partially hidden by seaweed near the tide line
a {} on a rocky hill during a landslide, partially buried by falling debris
a {} on a floating island in the sky, surrounded by drifting clouds
a {} under a white bridge with a blue castle visible in the distance
a {} on a quiet beach, shimmering under the moonlight, with waves gently lapping
a {} in an underwater kingdom, hidden among colorful coral and seaweed
a {} inside a laundry basket, nestled between freshly folded clothes
a {} in a misty forest during early morning, surrounded by towering ancient trees
a {} on a space station orbiting Earth, gently floating in the zero-gravity environment
a {} placed to the right of the kitchen refrigerator, adding a touch of color
a {} on a wooden boat, drifting slowly into a vast, swirling sea vortex

# Concept Color Change(10):
a black {} with a tree and autumn leaves in the background
a green {} under a bright full moon with twinkling stars in the sky
a brown {} sitting beside a flowing river with blooming cherry blossoms
a red {} with a snowy mountain and pine trees in the background
a blue {} under a clear sky with fluffy white clouds above
a white {} beside a tranquil lake with a setting sun reflecting on the water
a yellow {} seen from above, surrounded by tall golden wheat fields
a silver {} seen from the front, with a bustling cityscape in the distance
a black {} seen from the top
a green {} seen from the side

# Artistic Styles(30):
watercolor painting of a {} in a psychedelic forest
an impressionist painting of a {}
a traditional Chinese painting of a {}
an abstract painting of a {}
a realistic sketch of a {}
a digital painting of a {} amidst a futuristic cityscape
a charcoal drawing of a {} in a dense, misty forest
a surrealist painting of a {} in a dreamlike desert
a watercolor portrait of a {} against a turbulent sea
a pastel drawing of a {} in a serene countryside garden
a mosaic of a {} surrounded by ancient ruins
an impressionist painting of a {} spanning a tranquil river
a minimalistic design of a {} with a rising sun in the background
a vintage-style poster of a {} cruising along a coastal highway
a {} captured in the soft light of an impressionist painting
a {} depicted with bold, geometric lines reminiscent of cubism
a {} portrayed with delicate, swirling patterns of art Nouveau
a {} illustrated in style of Renaissance masterpiece
a {} painted with the sharp contrasts and clean lines of pop art
a {} painted with the vibrant colors and rhythmic brushstrokes of Fauvism
a {} sketched in the Japanese ink wash painting
a {} sculpted in the chiaroscuro of Baroque art
a {} crafted with the abstract forms and vibrant palette of surrealism
a {} captured in the ethereal light and pastel hues of a watercolor
a {} depicted in the angular, expressive style of German Expressionism
a {} illustrated in the detailed realism of a classical portrait
a {} painted in the style vintage photograph
a {} interpreted in the dynamic, fragmented style of futurism
a {} depicted in the geometric abstractions of constructivism
a {} captured in the serene, contemplative style of traditional Chinese painting

# Style Compositions(20):
an app icon of {}
Latte art with a {} Pattern
a lace fabric with {} pattern
a {} style skyscraper
a giant hydrogen balloon in the shape of {} floats in the sky
a hard translucent candy in the shape of {}
a {} style antique vase on exhibition
a vase intricately painted with {} motifs, catching the flicker of candlelight in the rainy night
a mug featuring {} patterns, illuminated by the warm light of a fireplace
a bronze sculpture of a {} in the garden
a ice sculpture of a {} under the table
a chocolate sculpture of a {} on display at a dessert exhibition
a Clay sculptures of {} delicately balanced on the edge of a wooden board
a marble statue of a {} at the entrance of a historic building
a giant lantern in the shape of a {}, glowing softly as it drifts upward
a wall clock in the shape of a {}, ticking softly on the wall
a silk scarf with a {} pattern, draped elegantly over a mannequin
a gold pendant in the shape of a {}, hanging from a delicate chain
a neon sign in the shape of a {}, glowing in a dimly lit alley
a stone fountain featuring a {} design, trickling water in a quiet courtyard

```

Figure 16: Prompt set for inanimate concepts.