

---

# DREAMING IS ALL YOU NEED

---

Mingze Ni and Wei Liu\*

School of Computer Science, University of Technology Sydney  
Sydney, NSW, Australia

Mingze.Ni@uts.edu.au, Wei.Liu@uts.edu.au

## ABSTRACT

In classification tasks, achieving a harmonious balance between exploration and precision is of paramount importance. To this end, this research introduces two novel deep learning models, SleepNet and DreamNet, to strike this balance. SleepNet seamlessly integrates supervised learning with unsupervised “sleep” stages using pre-trained encoder models. Dedicated neurons within SleepNet are embedded in these unsupervised features, forming intermittent “sleep” blocks that facilitate exploratory learning. Building upon the foundation of SleepNet, DreamNet employs full encoder-decoder frameworks to reconstruct the hidden states, mimicking the human “dreaming” process. This reconstruction process enables further exploration and refinement of the learned representations. Moreover, the principle ideas of our SleepNet and DreamNet are generic and can be applied to both computer vision and natural language processing downstream tasks. Through extensive empirical evaluations on diverse image and text datasets, SleepNet and DreamNet have demonstrated superior performance compared to state-of-the-art models, showcasing the strengths of unsupervised exploration and supervised precision afforded by our innovative approaches.

**Keywords** Deep learning · Neural Network Architecture · Classification

## 1 Introduction

In the current digital age, the ability to accurately classify large datasets has become of paramount importance across a myriad of fields, including computer vision (CV) [26, 37, 38, 11], natural language processing (NLP) [30, 33, 8, 4], bioinformatics [21], etc. The blossoming of artificial intelligence and deep learning has greatly facilitated the handling of complex classification tasks. Deep learning’s capacity to sift through multitudes of variables, discern patterns, and extract key features has led to impressive breakthroughs in numerous applications, from image recognition and voice recognition to disease prediction [20].

The groundbreaking convolutional neural networks (ConvNets), such as ResNet[16] and EfficientNet[39], have emerged as dominant architectures in computer vision, with ResNet addressing the vanishing gradient issue through deep residual networks and enabling deeper models without performance loss, while EfficientNet introduced a compound scaling method that scales depth, width, and resolution, enhancing both efficiency and accuracy. These models have set new benchmarks across various datasets and have been pivotal in applications such as autonomous driving and advanced image recognition, reshaping how machines interpret visual data. Meanwhile, the success of pre-trained unsupervised Transformers [41] like ViT [11] for vision tasks and BERT [8] has shown that using primarily standard Transformer layers can achieve significant performance in downstream applications, reaching levels comparable to previous state-of-the-art neural networks and suggesting that Transformers may offer greater scalability across diverse domains.

Transformers have demonstrated superior model capabilities but often suffer from poor generalization when compared to chain-like networks due to a lack of appropriate inductive bias [42]. Recent research has focused on hybrid methods that combine the structures of both to retain their respective advantages [10, 42, 7, 19]. For example, Convolution Vision Transformers (CvT) [42] enhance performance by integrating convolutional token embedding and

---

\*Corresponding author

convolutional transformer blocks with convolutional projection, aiming for improved accuracy and efficiency. Similarly, the convolution and attention transformer (CoAtNet) [7] boosts performance by introducing relative attention that merges convolution and attention mechanisms, enhancing generalizability and efficiency through a simple stacking of convolution and attention layers. In the realm of natural language processing, the Transformer with BLSTM (TRANS-BLSTM) [19] integrates a BLSTM layer into each transformer block, creating a joint modeling framework that leverages both transformer and BLSTM technologies.

However, these models still lack generalizability as their evaluations are often limited to specific transformers and focus primarily on testing the architecture superficially, without delving into deeper conceptual explorations, potentially leading to a lack of broad applicability. In response to this challenge, we propose two innovative networks designed for both vision and textual classification tasks. The first, SleepNet, introduces a revolutionary learning paradigm that incorporates “sleep” cycles into the training process of neural networks. Drawing inspiration from cognitive science, SleepNet integrates unsupervised learning features into designated neurons, creating “sleep” periods interspersed within supervised learning epochs. This process mirrors the role of sleep in human memory consolidation, akin to a symphony conductor orchestrating the integration of experiences. Notably, SleepNet preserves the weights of the unsupervised encoding components in each Sleep connection during the supervised phases, imitating human memory consolidation during sleep. Building on this foundation, we developed DreamNet, which enhances SleepNet by introducing a “dream” cycle. Unlike SleepNet, DreamNet utilizes a complete unsupervised pre-trained autoencoder, not just the encoder, to deepen feature consolidation. This autoencoder not only reconstructs the hidden states but also serves as an additional feature enhancer compared to SleepNet, thereby boosting overall performance.

This research contributes significantly to the field of deep learning in the following crucial ways:

- We introduce an innovative deep learning strategy, which we call SleepNet, that uses an imitation of memory consolidation during sleep to improve deep learning processes. SleepNet integrates unsupervised “sleep” processes and supervised learning within a hybrid framework, which enables rich data interpretation and robust supervised predictions.
- Building on top of SleepNet, we design and develop DreamNet, which mimics the biophysical dream process to boost hidden features and consolidate the training, leading to further improved performance.
- Both SleepNet and DreamNet have significant potential for general applicability. We introduce two versions of models for both SleepNet and DreamNet, one for CV tasks and the other for NLP tasks, to show their general task capabilities.
- Extensive experiments demonstrate that the proposed methods, especially DreamNet, consistently outperform start-of-the-art baselines on both image and text classification tasks, highlighting their superior efficacy and potential for universal applicability.

The rest of this paper is structured as follows. We first review the existing deep learning methods in CV and NLP and provide a brief discussion of biological dreams in Section 2. Then we detail our proposed methods in Section 3. We evaluate the performance of our proposed method through empirical analysis in Section 4. We conclude the paper with suggestions for future work in Section 5.

## 2 Related Work

This section introduces two topics: (1) chain-like structures and transformers, and (2) the biological aspects of dreams and sleep for memory consolidation.

### 2.1 Chain-like Structure and Transformers

Deep learning has been significantly advanced with the development of supervised learning models like ResNet [16], MobileNet [18], and TextCNN [22], which excel in multiple tasks across image processing, object detection, and natural language processing. These models share a common architecture: chain-like structures where components are sequentially linked, facilitating a systematic enhancement of feature extraction. For instance, ResNet utilizes residual blocks connected by skip connections to tackle the vanishing gradient problem in deep networks, while MobileNet is optimized for mobile environments with streamlined CNN structures. TextCNN revolutionizes text classification by applying convolutional layers directly to text, capturing various n-gram features with global max-pooling. Although highly effective in recognizing patterns from vast labeled datasets, this reliance on extensive labeled data can limit their adaptability and generalization in new, less structured environments.

Unsupervised learning models, such as Variational Autoencoders (VAEs) [24] and Generative Adversarial Networks (GANs) [14], play a key role in understanding the inherent structure and distribution of data without explicit labels,

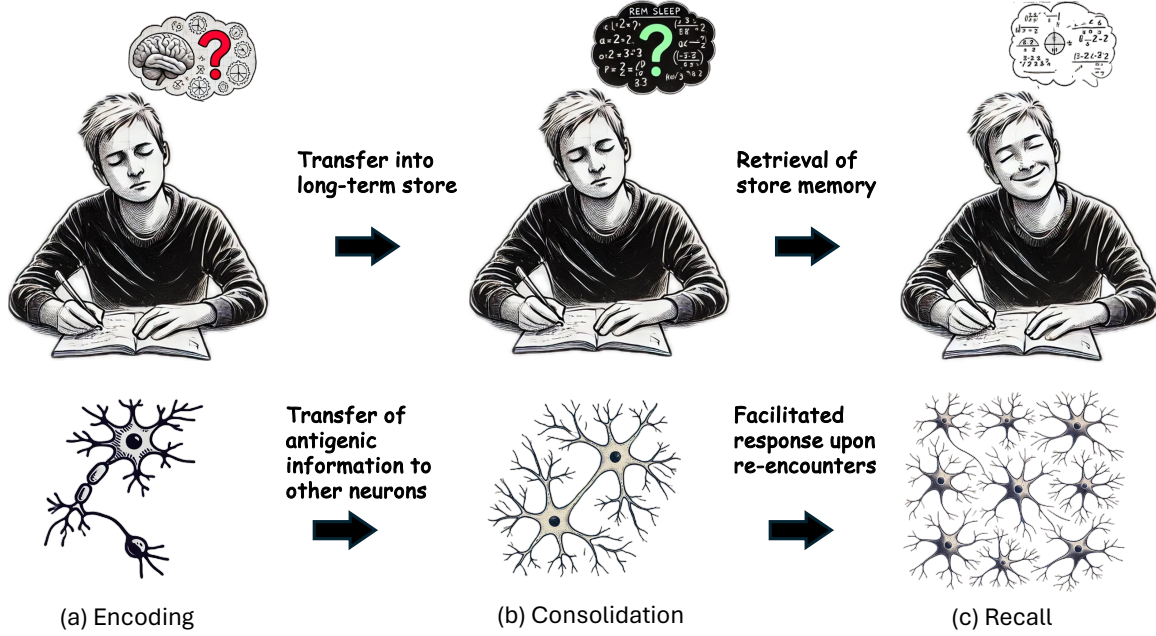


Figure 1: This diagram illustrates how sleep and dreams enhance memory formation and performance. During sleep, the body undergoes three phases: encoding, where information is initially sensed; consolidation, where information is transferred to long-term storage; and recall, where stored memories are retrieved [1]. Sleep supports this process by creating an optimal environment for neuronal interactions, resulting in stronger memory retention and recall abilities [13].

with applications ranging from image generation to style transfer. However, they often fall short in task-specific applications like classification. In contrast, Transformers [41], particularly with their self-attention capabilities, have revolutionized neural language processing and speech understanding. Notable implementations like BERT [8], which utilizes multi-head and self-attention, have set new benchmarks in processing long documents. Vision Transformer (ViT) [11] extends this approach to image classification, achieving remarkable results after pre-training on the large-scale JFT dataset, although it struggles with limited data and generality [42].

The integration of convolutional layers with unsupervised models, especially transformers, has led to several innovative hybrid architectures, blending the strengths of CNNs, RNNs, and transformers to enhance feature extraction and understanding of local relationships. Notable implementations include replacing multi-head attention with convolution layers or adding them sequentially or in parallel to transformer blocks. Specific examples like Convolution Vision Transformers (CvT) [42] utilize convolutional projections instead of traditional position-wise linear projections for attention mechanisms, while convolution and attention transformer (CoAtNet) [7] combines convolution and attention layers to improve performance and efficiency. Additionally, hierarchical multi-stage structures similar to CNNs have been introduced, significantly boosting performance. These methods augment traditional ConvNets with self-attention modules or incorporate convolutional properties directly into transformer backbones such as ResNet-ViT [10], demonstrating the potential of these hybrid models to leverage the strengths of both paradigms effectively.

## 2.2 Biological dream

Sleep and dreams significantly aid in learning and the consolidation of knowledge through various mechanisms. During sleep, especially in the deep stages of REM sleep, the brain actively consolidates new information, transferring it from short-term to long-term memory for better recall later [34]. This period of rest also facilitates synaptic pruning, where the brain refines neural connections to enhance efficiency and retain important information while discarding the less useful. Additionally, REM sleep, which is often associated with vivid dreaming, fosters creativity and problem-solving by enabling the brain to form novel connections between disparate ideas [13]. This stage is also crucial for emotional processing, helping integrate and understand experiences and knowledge on a deeper level. Fig 1 illustrates the role of sleep in memory formation for performance boosting, emphasizing three phases: encoding, consolidation, and recall. During sleep, particularly REM, the brain facilitates memory consolidation by transferring information between

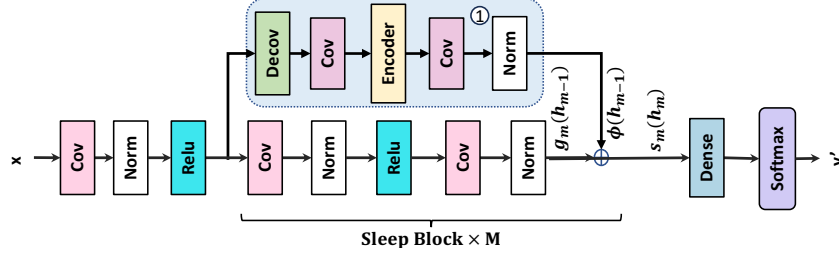


Figure 2: Overview of the Visual SleepNet Architecture, featuring  $M$  “Sleep Blocks” that are constructed by chain-like blocks processing data through convolutional layers (“Cov”), normalization (“Norm”), and sleep connection in block ①. Sleep connection includes an encoder and a deconvolution layer for feature extraction and dimension adjustment, mimicking cognitive sleep cycles. The workflow culminates in a dense layer followed by a softmax classifier for output classification.

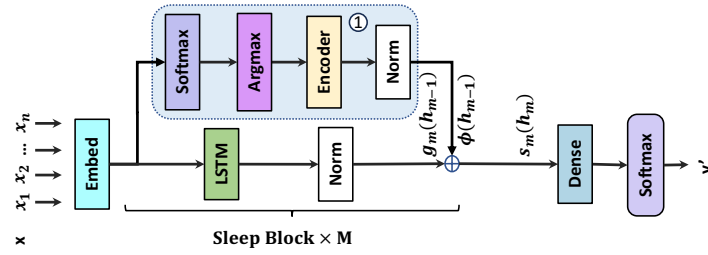


Figure 3: Overview of the Textual SleepNet Architecture, featuring  $M$  “Sleep Blocks” that are constructed by chain-like blocks processing data through LSTM, normalization (“Norm”), and sleep connection in block ①. Sleep connection includes softmax and argmax functions to make a legitimate sequence for the upcoming encoder for feature extraction, mimicking cognitive sleep cycles. The workflow culminates in a dense layer followed by a softmax classifier for output classification.

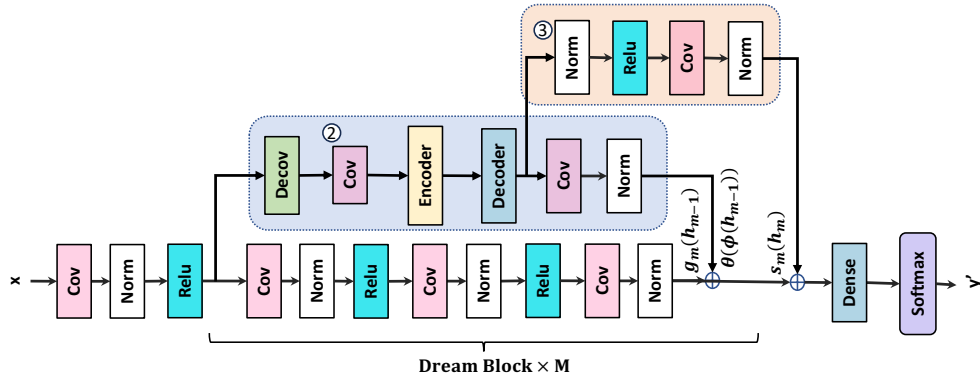


Figure 4: Overview of the Visual DreamNet Architecture, integrating “Dream Blocks” that include chain-like blocks processing data through convolutional layers (“Cov”), normalization (“Norm”), and the dream connection, enhanced with a full encoder-decoder setup for advanced feature consolidation and reconstruction, simulating “dream” states where the network reinterprets input data. The simulated “dreams” will be processed in block ③ with convolutional layers and pass to the dense layer for the final classification.

different neurons, thus creating long-term memories. Scientific evidence supports that sleep is essential for this process, with studies demonstrating its critical role in enhancing cognitive function [34, 13, 12, 1]. Sleep creates an optimal environment for neuronal interactions, resulting in stronger memory retention and recall abilities [13]. Such importance of sleep and dreams in optimizing brain functions and overall cognitive health inspires the design of our proposed models, which we detail in the next section.

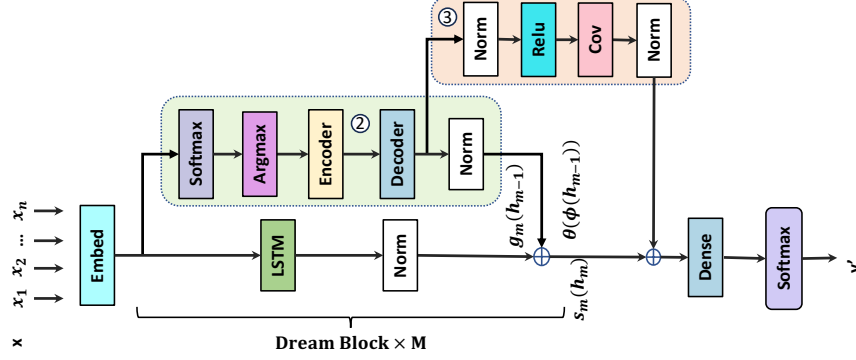


Figure 5: Overview of the Textual DreamNet Architecture, integrating “Dream Blocks” that include by chain-like blocks processing data through LSTMs, normalization (“Norm”), and the dream connection, enhanced with a full encoder-decoder setup for advanced feature consolidation and reconstruction, simulating ‘dream’ states where the network reinterprets input data. The simulated “dreams” will be processed in block ③ with convolutional layers and pass to the dense layer for the final classification.

### 3 Methodology

In this section, we provide details of our proposed innovative deep learning architectures, SleepNet and DreamNet.

#### 3.1 Problem Setting

In general, deep neural networks are constructed by connecting many weight matrices and nonlinear operators. In this paper, we consider a chain-like neural network constructed by stacking similar deep neural blocks, such as Multilayer Perceptron, stacked LSTMs and ResNet. Let  $D = (x_1, y_1), (x_2, y_2), \dots, (x_n, y_n)$  be a dataset consisting of  $n$  samples, where  $x$  and  $y$  represent the input text and its corresponding class, respectively. Given a chain classifier with  $M$  layers,  $C(x) = (g_M \circ g_{M-1} \circ \dots \circ g_2 \circ g_1)(x)$  maps from the text space  $\mathcal{X}$  to the  $k$  classes, where  $g_m(\cdot)$  is the  $m$ th neural blocks. The output of the  $m$ th block is  $h_m(x) = g_m(h_{m-1}(x))$ , and the neural blocks can be similar blocks constructed by fully connected layers, CNN, LSTM, pooling and normalizing layers with the activation functions. To construct a SleepNet, we also need a pre-trained and self-supervised autoencoder model  $P = \theta(\phi(x))$  where  $\theta(\cdot)$  and  $\phi(\cdot)$  are the encoder and decoder, respectively. The hidden state from the latent space is  $a = \phi(x)$ .

#### 3.2 SleepNet

The proposed method, SleepNet, incorporates a pre-trained unsupervised encoder to feed input and hidden states, producing enriched encodings for subsequent layers. As we shall explain in this section, this fusion of information inside a single architecture innovatively borrows the concept of sleep functions in human cognition and applies it to machine learning tasks.

##### 3.2.1 Biological Inspiration: Sleep Consolidation

Research has highlighted the crucial role of sleep in memory consolidation and the formation of long-term memories [34, 13]. During sleep, the brain actively replays and reinforces the connections between neurons that were activated during waking experiences, leading to the stabilization and integration of newly acquired information into existing knowledge structures [34]. Drawing inspiration from this biological process, we equate sleep to unsupervised learning, suggesting its potential to amplify and consolidate the knowledge gained through supervised tasks.

Encoder-decoder architectures, such as autoencoders, have been widely used in applications like machine translation and image segmentation. In this unsupervised approach, the encoder captures the essential features of the input data and maps them into a lower-dimensional latent space representation while the decoder attempts to reconstruct the original input from this compressed latent representation. The goal is to match the reconstructed output as closely as possible to the initial input without using any labeled data. By incorporating an unsupervised “sleep” phase inspired by the memory consolidation process during biological sleep, we hypothesize that our model can leverage the autoencoder’s ability to extract and consolidate meaningful features from the input data, thereby enhancing the performance of the subsequent supervised learning tasks. This integration of unsupervised and supervised learning components within a

unified framework aims to harness the strengths of both approaches, potentially leading to more robust and efficient learning outcomes.

### 3.2.2 Sleep Connection

Based on sleep consolidation, the SleepNet is designed to harness such strengths of unsupervised learning into supervised learning models, consolidating them into one cohesive method. Its unique attribute incorporates a self-supervised encoder  $\phi(\cdot)$ , pre-trained on an unlabeled dataset based on the autoencoder framework. The reason for only utilizing the encoder is that a well-trained encoder is expected to transform more features to the input [44], and excluding the decoder will reduce the complexity of the proposed method. We contend that such an encoder setup amplifies feature extraction, easing the learning process.

SleepNet uses a pre-trained encoder  $\phi$  to process hidden states  $h_i$ , forwarding encoded features to subsequent blocks through a mechanism that we call “sleep connection.” This approach harnesses latent features for the supervised learning process. “Sleep blocks” interspersed within the model bridge the output of supervised blocks  $h_m = g_m(h_{m-1})$  with encoded features  $\phi(h_{m-1})$ , enhancing the integration of pre-trained insights into the learning sequence. The “sleep block”  $s(\cdot)$  is mathematically expressed as:

$$s_m(\mathbf{h}_m) = g_m(\mathbf{h}_{m-1}) + \phi(\mathbf{h}_{m-1}), \quad (1)$$

with  $\mathbf{h}_{m-1}$  denoting the output from the  $m$ th sleep block. The supervised blocks capture local details, whereas encoder  $\phi$  elevates local to non-local information, facilitating enhanced feature fusion.

We devise two versions of SleepNet, one for computer vision (CV) tasks and the other for natural language processing (NLP) tasks.

### 3.2.3 SleepNet for CV models

In computer vision applications, SleepNet begins by processing an input image through convolutional (“Cov”) layers to extract preliminary features, which are then normalized (“Norm”) and activated through ReLU functions to prepare them for further processing. The core of SleepNet consists of sleep blocks, each consisting of a sleep connection and chain-like blocks. The sleep connection (Block ① in Fig 2) adjusts the feature dimensions via deconvolutional (“Decov”) and convolutional layers to match the fixed input size required by the typically pre-trained encoder,  $\phi(\cdot)$ . This is essential because initial processing often reduces input dimensionality, potentially mismatching the encoder’s specifications. After dimension adjustment and feature enhancement by the encoder, further convolutional and normalization layers refine and compress the features. Simultaneously, the initial output is processed through chain-like blocks for independent feature extraction. Outputs from both pathways are then merged by simple addition, repeating across multiple sleep blocks to progressively enhance features. This integrated workflow in Fig 2 culminates in a dense layer, leading to a softmax classifier for final image classification, effectively combining supervised and unsupervised learning to improve prediction accuracy.

### 3.2.4 SleepNet for NLP models

In natural language processing applications, SleepNet initiates its process by embedding input text using layers, such as ELMo [33] or word2Vec [30], which transform raw texts into meaningful vector representations that capture semantic properties. Following embedding, the text progresses through chain-like blocks composed of LSTM units, adept at maintaining context over long sequences. Simultaneously, a sleep connection (Block ① in Fig 3) within each sleep block utilizes softmax and argmax functions to prepare sequences for the pre-trained encoder,  $\phi(\cdot)$ , enhancing feature representation. This encoder adjusts and enriches the LSTM-processed data, effectively integrating supervised learning from the LSTM blocks with unsupervised learning from the sleep connection. Outputs from both the sleep connection and LSTM blocks are merged through simple addition, repeating this integration across multiple blocks to refine text representation iteratively. The workflow in Fig 3 culminates in a dense layer followed by a softmax classifier, which categorizes the text into predefined classes, leveraging both learning types to enhance the model’s effectiveness in various NLP tasks.

## 3.3 DreamNet

Building on top of SleepNet, our DreamNet is devised to simulate biological dreams during sleep. It enhances existing sleep connections with a novel “dream connection”, utilizing a full autoencoder setup. Additionally, DreamNet learns augmented features by reconstructing hidden states using an autoencoder, akin to how humans draw inspiration from recalled dreams.

### 3.3.1 Dreams in Cognitive Models

Not only does sleep help the consolidation, but dreams also play a crucial role in brain function by aiding in memory consolidation, emotional processing, and problem-solving [2]. They help integrate new memories with existing knowledge during REM sleep, providing a means for the brain to process and manage emotions effectively [9]. This nightly mental activity also stimulates creative thinking and problem-solving abilities by recombining information in novel ways. Essentially, dreaming acts as a form of neural maintenance, keeping the brain flexible and prepared for new challenges, which can be seen as a form of overnight psychological therapy [3].

Given the foundation of SleepNet, DreamNet is designed to mimic biological dreams by reconstructing the hidden states  $h_m$  using a pre-trained autoencoder to boost the hidden features. The intuition of the DreamNet is to learn the feature augmented by the pre-trained autoencoder, which is like human gets inspiration from their preserved dreams.

### 3.3.2 Dream Connection

We propose a “dream connection” to enhance the previously proposed “sleep connection” through two innovative modifications. Firstly, we replace the encoder  $\phi(\cdot)$  with a complete pre-trained autoencoder  $\theta(\phi(x))$ . We anticipate that utilizing the full autoencoder will allow for a more comprehensive integration of information into the subsequent block. The mathematical illustration of a “dream connection” is as follows:

$$s_m(\mathbf{h}_m) = g_m(\mathbf{h}_{m-1}) + \theta(\phi(\mathbf{h}_{m-1})), \quad (2)$$

where  $\theta(\cdot)$  and  $\phi(\cdot)$  are encoder and decoder, respectively. Secondly, the output (“dream”) generated by the autoencoder  $\theta(\phi(x))$  is not only transferred to the subsequent block but also directed to a parallel block for a deeper analysis of these reconstructed features. In the final stage, the data from the ‘dreams’ and the chain-like module is combined before being processed through fully connected layers, ultimately leading to a softmax layer for predictions.

DreamNet is expected to achieve better performance by utilizing the pre-trained autoencoder for feature augmentation, which is theoretically and practically different from traditional data augmentation. Specifically, conventional augmentation methods, such as RandAugment [6] and TextAttack [31], typically involve crude manipulations on the raw dataset. While these methods can generate similar data, they may also introduce unnecessary noise. In contrast, feature augmentation through “dreaming” is a more principled approach that leverages the model’s architecture. Practically, data augmentation and feature augmentation can be used complementarily within the same model, where data augmentation operates on the raw data, while our proposed feature augmentations with “dreams” are based on enhancing the model’s internal representations.

Like SleepNet, we design two variations of DreamNets, one for CV tasks and the other for NLP tasks.

### 3.3.3 DreamNet for CV Models

DreamNet enhances SleepNet’s architecture for computer vision by incorporating a “dream connection” that employs a comprehensive autoencoder for advanced feature consolidation, as illustrated in Fig 4. Unlike SleepNet, DreamNet introduces “Dream Blocks” which not only include standard chain-like blocks for initial feature extraction but also feature an advanced dream connection setup (block ② in Fig 4). This dream connection uses a full autoencoder that first encodes the feature data to a latent, compressed representation and then decodes it, effectively reconstructing and enhancing the image data to simulate cognitive dreaming processes. This reconstructed output undergoes further refinement in block ③ in Fig 4, where additional convolutional and normalization layers refine these features to ensure robust feature extraction. This continuous cycle of encoding, decoding, and refinement significantly bolsters the model’s pattern recognition capabilities. The workflow culminates in a dense layer followed by a softmax classifier, ensuring precise classification by effectively leveraging the enhanced feature set. To give a more valid illustration, we present Fig 6 by plotting the original image and the generated dream-like images.

### 3.3.4 DreamNet for Textual Models

In its application to natural language processing tasks, DreamNet expands upon SleepNet by integrating a “dream connection” that utilizes a full autoencoder, as detailed in Fig 5. The process begins with the LSTM units, which initially process the text data to capture contextual dependencies. The output from these blocks is then introduced into the dream connection (block ② in Fig 5), where it is first encoded into a latent space and subsequently decoded, enhancing the sequence with deeper insights and contextual understanding. This enriched sequence from the autoencoder is not only refined but also combined with outputs from other processing blocks in ③ in Fig 5. This integration stage involves additional LSTM processing to further enhance sequence quality and integrate the various feature enhancements comprehensively. The final output, a richly enhanced and consolidated feature set, then moves to a dense layer and




Figure 6: Stages of image transformation by DreamNet-3 using a masked autoencoder (MAE) [15]. Starting with the 'Original Image' of a panda [32], the sequence through “The First Dream”, “The Second Dream”, and “The Third Dream” illustrates progressive abstractions, depicting the model’s process of deepening feature exploration and refinement.

a softmax classifier for final classification. DreamNet’s capacity to iteratively enhance and integrate features in a simulated “dream” state leads to notable improvements in learning efficacy and classification accuracy across complex textual tasks. To give a more vivid illustration, we present Table 1 by showing the original texts and the generated dream-like text.

Table 1: Dream Transformations: This table illustrates a sequence of textual transformations performed by DreamNet-3 on an excerpt about e-mail usage from the Ag News Business category. Each entry represents a stage in the text’s progressive abstraction, demonstrating how the DreamNet-3 model reinterprets and abstracts the original content to explore deeper conceptual layers.

Dream Transformation
<b>Original Text:</b> Researchers seek to untangle the e-mail thread. E-mail is a victim of its own success. That’s the conclusion of IBM Corp. researchers in Cambridge, who have spent nearly a decade conducting field tests at IBM and other companies about how employees work and use electronic mail. It’s clear to them that e-mail has become the Internet’s killer application.
<b>The First Dream:</b> From the silicon depths arises a storm of data, where electronic whispers coalesce into a thunderous echo of interactions, echoing in the vast void of virtual space.
<b>The Second Dream:</b> Echoes of former bytes, swirling chaos of the network’s mind, a phantom web of disconnected truths and digital illusions
<b>The Third Dream:</b> Mirrors on keyboards, spinning yarns of byte-sized nonsense. E-melodies crooning to the rhythm of a chaotic data dance.



Table 2: Overview of datasets used in the experiments

Type	Dataset	Train Size	Test Size	#Classes
Vision	CIFAR100	50,000	10,000	100
	ImageNet-tiny	100,000	1000	200
	ImageNet-1k	1,281,167	100,000	1000
Language	AG News	120,000	7600	4
	IMDB	25,000	25,000	2
	Yelp	650,000	5,000	5

## 4 Experiments

We evaluate our models using public datasets and strong baselines. Our code and data are on GitHub<sup>2</sup>.

### 4.1 Experimental Settings

To rigorously assess the efficacy of SleepNet and DreamNet, we test these models in both CV and NLP tasks. For CV tasks, we utilized datasets CIFAR100[25], ImageNet-tiny [27], and ImageNet 1K [35]. For NLP tasks, we employed datasets AG News [47], IMDB [29], and Yelp [48]. To facilitate a fair and detailed comparison, we varied the number of sleep/dream blocks ( $M$ ) from 1 to 4. Specifically, SleepNet-1 denotes a network configuration with one sleep block, SleepNet-2 with two blocks, and so forth, up to SleepNet-4. Similarly, DreamNet-1 to DreamNet-4 follow the same naming convention.

To ensure an equitable comparison, identical training protocols were maintained across all models. Each classifier underwent training for 30 epochs using the ADAM optimizer [23]. The training parameters were set as follows: a learning rate ( $lr$ ) of 0.005, with the coefficients for running averages of the gradient and its square set at  $\beta_1 = 0.9$  and  $\beta_2 = 0.999$ , respectively. Additionally, a denominator ( $\sigma$ ) of  $10^{-5}$  was introduced to bolster numerical stability. This consistent training approach allows for a rigorous evaluation of each model’s performance, ensuring that any observed differences are attributable to the model architectures rather than discrepancies in training procedures.

### 4.2 Augmentation Methods

Data augmentation techniques are crucial for enhancing model performance in computer vision tasks and are widely applied to state-of-the-art visual models. To ensure robust comparisons, we incorporated two powerful data augmentation methods, namely RandAugment [6] and Mixup [46], into our visual models and the baselines. RandAugment systematically searches for the best augmentation policies by randomly applying a fixed number of distortions, optimizing the augmentation strategy for better generalization. Mixup, on the other hand, creates new training examples by combining pairs of images and their labels, encouraging models to behave linearly in between training examples and improving robustness against adversarial examples.

In natural language processing (NLP), language models are typically trained with augmentation techniques from methods such as the TextAttack [31] framework, since the original datasets may not be sufficiently large to achieve reasonable performance on their own [5]. Specifically, TextAttack augmentation employs a combination of word swaps, insertions, and substitutions to generate new examples. In our setting, we augmented the text data (for all models in comparison) by editing 10% of the words in each instance per augmentation, effectively doubling the size of the training set with these new variations. This approach ensures that the models are exposed to a variety of linguistic variations, enhancing their ability to generalize and perform well on diverse text inputs.

### 4.3 Datasets and Metrics

In this subsection, we describe the datasets and metrics used in our experiments for visual and language tasks, and specify the performance evaluation metrics.

<sup>2</sup><https://github.com/MingzeLucasNi/DreamNet.git>

Table 3: Performance comparison of SleepNet, DreamNet, and various baseline models on computer vision tasks, measured by accuracy. The table includes input size, parameter count, and FLOPs. The best results are highlighted in bold.

Types	Models	Input Size	#Params	FLOPs	CIFAR100	ImageNet-tiny	ImageNet 1K
Convolution only	EfficientNet-B7	600 <sup>2</sup>	66M	37B	90.1	80.1	84.7
	EfficientNetV2-L	480 <sup>2</sup>	121M	53B	92.1	77.3	85.7
	ResNet18	224 <sup>2</sup>	11M	1.8B	80.6	68.9	69.7
	ResNet50	224 <sup>2</sup>	25M	3.8B	86.9	68.0	76.0
	ResNet101	224 <sup>2</sup>	45M	7.6B	84.1	-	80.8
Transformer	ViT <sub>base</sub>	224 <sup>2</sup>	86M	55.4B	87.3	86.1	79.4
	ViT <sub>large</sub>	384 <sup>2</sup>	307M	190.7B	91.0	88.0	83.0
	MAE <sub>base</sub>	224 <sup>2</sup>	86M	17.6B	91.1	87.0	82.6
	MAE <sub>large</sub>	224 <sup>2</sup>	304M	61.9B	91.3	87.1	83.1
Convolution +Transformers	CvT-21	384 <sup>2</sup>	32M	24.9B	90.1	83.1	83.3
	CvT-W24	384 <sup>2</sup>	277M	193.2B	92.1	88.1	-
	CoAtNet-2	224 <sup>2</sup>	75M	15.7B	-	87.1	84.1
	CoAtNet-3	224 <sup>2</sup>	168M	34.7B	-	87.6	84.5
Augmentaion +Transformers	ViT <sub>l</sub> -ACN	384 <sup>2</sup>	490M	41.9B	91.2	-	85.7
	MAE <sub>l</sub> -MAS	224 <sup>2</sup>	551M	29.9B	90.0	-	83.6
SleepNet (Ours)	SleepNet-2	224 <sup>2</sup>	272M	31.1B	83.1	64.2	63.0
	SleepNet-3	224 <sup>2</sup>	272M	39.4B	92.2	88.1	85.9
	SleepNet-4	224 <sup>2</sup>	273M	44.4B	91.1	88.2	83.9
	SleepNet-3 <sub>ViT-b</sub>	224 <sup>2</sup>	272M	39.4B	92.2	88.1	85.9
	SleepNet-3 <sub>ViT-l</sub>	224 <sup>2</sup>	498M	42.4B	92.3	88.4	86.4
	SleepNet-3 <sub>MAE-b</sub>	224 <sup>2</sup>	272M	40.1B	90.2	86.1	81.9
	SleepNet-3 <sub>MAE-l</sub>	224 <sup>2</sup>	498M	42.5B	91.0	86.3	84.1
DreamNet (Ours)	DreamNet-2	224 <sup>2</sup>	732M	30.0B	85.1	71.9	71.6
	DreamNet-3	224 <sup>2</sup>	733M	42.1B	92.3	89.1	87.8
	DreamNet-4	224 <sup>2</sup>	733M	50.5B	85.1	89.9	<b>89.2</b>
	DreamNet-3 <sub>MAE-b</sub>	224 <sup>2</sup>	733M	42.1B	92.3	89.1	87.8
	DreamNet-3 <sub>MAE-l</sub>	224 <sup>2</sup>	910M	51.1B	<b>93.4</b>	<b>89.6</b>	88.9

## Datasets

To ensure thorough evaluation, we used diverse datasets for visual tasks, including CIFAR-100 [25], ImageNet-tiny [27], and ImageNet-1K [35], and for language tasks, including Ag News [47], IMDB [29], and Yelp [48]. This selection ensures a comprehensive assessment, highlighting the versatility and effectiveness of SleepNet and DreamNet in both visual and language tasks. Dataset specifics are in Table 2.

## Metrics

To evaluate model performance, we use classification accuracy, model size, and complexity, measured by input size, number of parameters, and FLOPs. The metrics are:

- **Accuracy:** Correct predictions divided by total predictions.
- **Input Size** (CV models): Dimensions of images fed into the model, affecting detail and computational resources.
- **Vocabulary Size** (NLP models): Number of unique tokens, impacting language representation and computational demands.

Table 4: Performance comparison of SleepNet, DreamNet, and various baseline models on linguistic tasks, measured by accuracy. The table includes token size, parameter count, and FLOPs. The best results are highlighted in bold.

Types	Models	Vocab Size	#Params	FLOPs	AG News	IMDB	Yelp
Convolution or LSTM	WordCNN	800,000	1.76M	0.02B	81.7	72.8	87.8
	LSTM-2	800,000	1.3M	0.01B	80.0	42.2	77.1
	LSTM-3	800,000	1.4M	0.01B	82.0	52.2	81.1
	LSTM-4	800,000	1.5M	0.01B	84.5	71.1	90.3
Transformer	RoBERTa <sub>base</sub>	50,265	125M	11.2B	89.1	91.1	94.7
	RoBERTa <sub>large</sub>	50,265	355M	39.5B	92.3	85.3	95.9
	DistillBERT <sub>base</sub>	30,522	66M	5.6B	85.3	84.7	90.3
	XLNet <sub>base</sub>	32,000	117M	13.3B	90.1	90.1	93.1
	XLNet <sub>large</sub>	32,000	360M	360.3B	92.0	93.2	97.1
SleepNet (Ours)	SleepNet-1	50,265	210M	27.4B	83.4	60.9	70.9
	SleepNet-2	50,265	211M	21.3B	88.3	73.3	90.2
	SleepNet-3	50,265	211M	25.3B	92.3	90.1	93.2
	SleepNet-4	50,265	213M	30.1B	93.3	92.8	94.3
	SleepNet-3 <sub>RoBERTa-b</sub>	50,265	351M	27.1B	91.3	93.3	96.9
	SleepNet-3 <sub>RoBERTa-l</sub>	50,265	589M	41.2B	91.4	94.1	97.5
	SleepNet-3 <sub>XLNet-b</sub>	32,000	331M	43.7B	92.0	90.1	93.4
	SleepNet-3 <sub>XLNet-l</sub>	32,000	371M	49.1B	92.1	92.1	95.7
DreamNet (Ours)	DreamNet-1	50,265	435M	27.4B	88.0	77.9	81.9
	DreamNet-2	50,265	436M	27.4B	92.5	83.0	90.8
	DreamNet-3	50,265	436M	27.4B	93.3	91.1	95.0
	DreamNet-4	50,265	437M	27.4B	<b>94.4</b>	93.4	95.5
	DreamNet-3 <sub>RoBERTa-b</sub>	50,265	471M	27.4B	91.3	90.1	95.1
	DreamNet-3 <sub>RoBERTa-l</sub>	50,265	752M	27.4B	93.3	91.0	<b>97.9</b>
	DreamNet-3 <sub>XLNet-b</sub>	32,000	451M	27.4B	93.5	91.0	92.9
	DreamNet-3 <sub>XLNet-l</sub>	32,000	781M	27.4B	95.3	<b>95.1</b>	95.9

- **Number of Parameters (#Params):** Total trainable weights, reflecting model complexity and learning capacity.
- **FLOPs:** Floating-point operations per prediction, indicating computational complexity.

#### 4.4 Baselines

During the evaluation of our models, we benchmarked their performance against various state-of-the-art models to ensure comprehensive comparisons. For vision-focused tasks, we utilized:

- **ResNet variants** [16]: ResNet18 and ResNet50, known for their deep residual learning capabilities in image classification.
- **EfficientNet** [39]: Models that balance network depth, width, and resolution for optimal performance using compound scaling.
- **Attention-based Transformers:** Vision Transformer (ViT) [11] and ViT-G [45], leveraging self-attention for processing image patches.
- **Hybrid Methods:** CoAtNet [7] and CvT [42], combining CNNs with attention mechanisms for efficient image processing.
- **Augmentation-based Models:** Augmenting Convolutional Network (ACN) [40] and Masked Augmentation Model (MAS) [17], enhancing feature selection during training.

For text tasks, we benchmarked our models against:

- **Vanilla LSTM:** A basic Long Short-Term Memory network for sequential data and text processing.

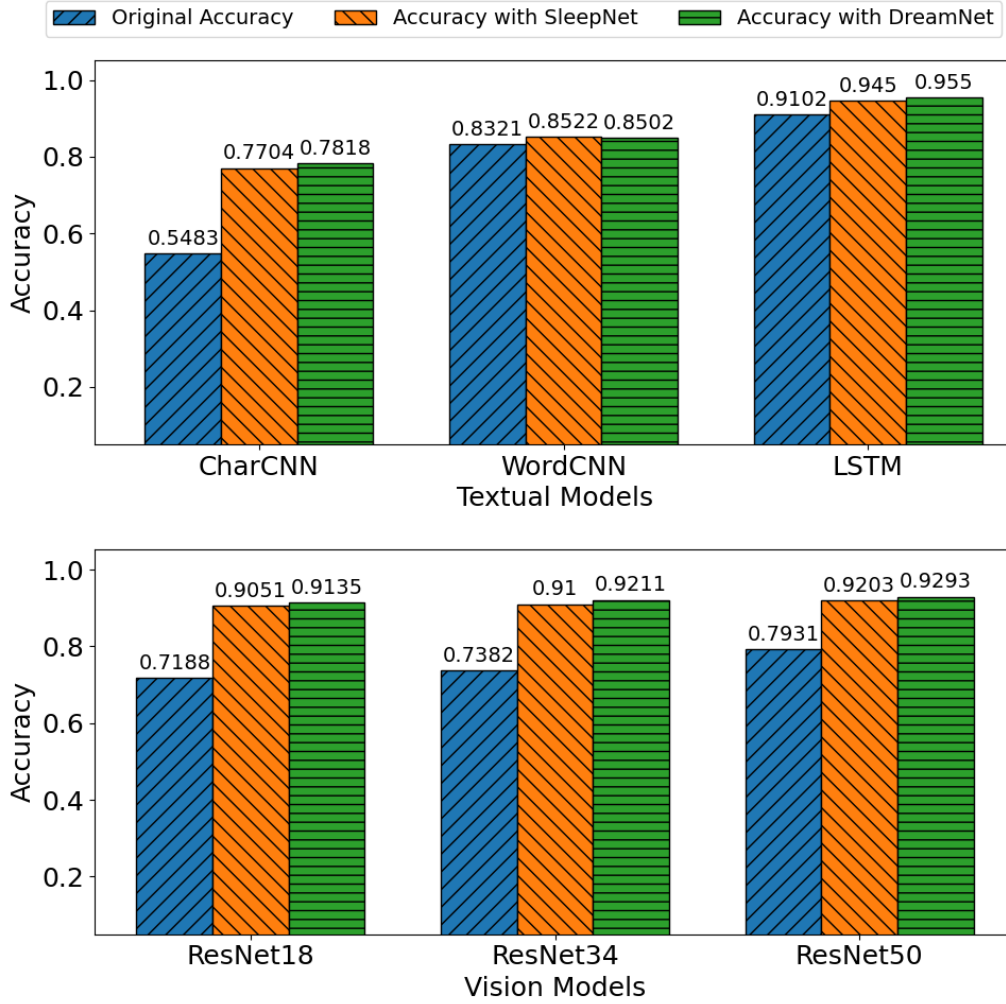


Figure 7: Ablation studies for testing the different chain-like blocks by comparing the original performance of various textual and vision classifiers against their performance when integrated with the proposed methods, SleepNet and DreamNet.

- **TextCNN** [22]: A convolutional neural network for text classification, capturing different n-grams.
- **Transformer-based Models**: XLNet [43] for bidirectional context, RoBERTa [28] with optimized training, and DistilBERT [36], a smaller, efficient version of BERT.

#### 4.5 Main Results and Analysis

The main results of the experiments are presented in Tables 3 and 4. In the evaluation of computer vision tasks, vision transformers, particularly MAE-large, demonstrated strong performance, achieving 91.3% on CIFAR100 and 87.1% on ImageNet-tiny. Hybrid models, such as CvT-W24 and CoAtNet-3, also performed impressively across all datasets, highlighting the benefits of integrating convolutional and attention mechanisms. Notably, DreamNet-3<sub>MAE-1</sub> achieved the highest accuracy on CIFAR100 (93.4%) and Tiny-ImageNet (89.6%), while DreamNet-4 recorded the best results on ImageNet 1K (89.2%). Additionally, SleepNet consistently outperformed the baselines, securing the second-best results and displaying a performance closely competitive with that of DreamNet.

The superior performance of DreamNet over SleepNet and other models can be attributed to several factors. The “dream” cycles in DreamNet refine and consolidate features learned during training, enhancing the model’s ability to generalize to new data. This mechanism allows DreamNet-3 to achieve the highest accuracy on ImageNet 1K

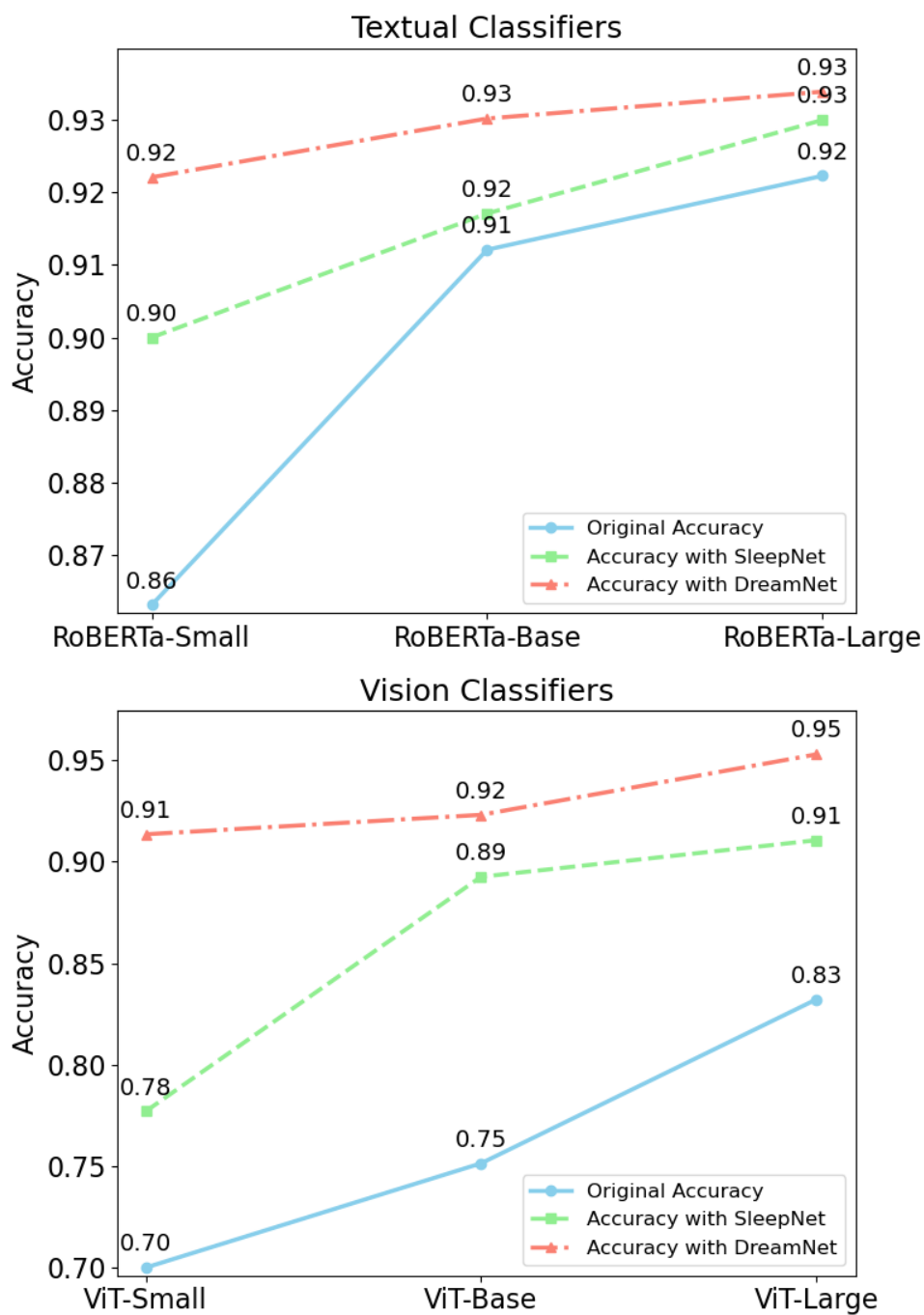


Figure 8: Ablation studies for testing the different pre-trained encoders/autoencoders by comparing the original performance of various textual and vision classifiers against their performance when integrated with the proposed methods, SleepNet and DreamNet.

Table 5: Efficiency is evaluated by the hour per epoch on CIFAR100 and ImageNet. The best-performed model is highlighted in bold.

Datasets	ResNet18	ResNet50	EfficientNet-B7	ViT <sub>base</sub>	MAE <sub>base</sub>	CoAtNet-2	CvT-21	SleepNet	DreamNet
CIFAR100	<b>0.45</b>	0.65	0.55	1.04	0.73	1.14	1.23	0.8	1.8
ImageNet-tiny	<b>6.77</b>	7.43	7.11	10.60	8.60	14.60	13.60	8.81	18.9

(87.8%) and CIFAR100 (92.3%). Additionally, the use of pre-trained self-supervised encoders in both SleepNet and DreamNet provides a strong initialization, further improving their feature extraction capabilities. SleepNet-3<sub>MAE-1</sub> set a new benchmark on CIFAR100 with an accuracy of 93.4%, highlighting the significant improvements brought by the “dream” mechanism in enhancing learning and generalization.

For natural language processing tasks, both SleepNet and DreamNet surpassed these baselines. Specifically, DreamNet achieved the highest performance across all datasets, recording 94.4% on AG News with DreamNet-4, 95.1% on IMDB with SleepNet-3<sub>XLNet-1</sub>, and 97.9% on Yelp with SleepNet-3<sub>RoBERTa-1</sub>. Additionally, SleepNet consistently outperformed other models, securing the second-best results and displaying a performance that was closely competitive with that of DreamNet.

#### 4.6 Ablation Studies

Since DreamNet is built on top of SleepNet, in our ablation studies, we begin by comparing SleepNet and DreamNet models and analyzing their individual advantages. Next, we shall explore alternative chain-like blocks and pre-trained encoders/autoencoders. Then, we shall test whether the parameters of the pre-trained models should be frozen.

##### 4.6.1 Performance comparison between DreamNet and SleepNet.

In both CV and NLP tasks, our experiments were documented with results presented in Tables 3 and 4. The findings demonstrate that DreamNet consistently outperformed SleepNet across various datasets. These results highlight DreamNet’s consistent edge in both visual and textual data tasks.

The superior performance of DreamNet can be attributed to several key factors. Firstly, the “dream” cycles in DreamNet play a crucial role in refining and consolidating features learned during training. This iterative refinement allows DreamNet to capture more intricate patterns and improve its generalization capabilities. Secondly, DreamNet leverages pre-trained self-supervised encoders, which provide a robust initialization and enhance feature extraction. This strong foundation significantly boosts the model’s ability to learn from complex datasets. Additionally, the integration of “dream” cycles enables DreamNet to iteratively refine features, leading to superior performance on both CV and NLP tasks. The advanced “dream” connection mechanism, as seen in models like DreamNet-3<sub>RoBERTa-1</sub>, further enhances feature learning and generalization, enabling DreamNet to consistently outperform SleepNet and other baseline models.

##### 4.6.2 Comparisons with different numbers of sleep/dream blocks

We investigate the impact of varying the number of sleep and dream blocks on the performance of SleepNet and DreamNet. As depicted in Tables 3 and 4, there is a noticeable trend in the performance improvement with the increase in the number of sleep and dream blocks. For CV tasks, models with more blocks generally achieved higher accuracy. Specifically, on CIFAR100, SleepNet-4 and DreamNet-4 showed significant gains, with DreamNet-4 reaching up to 92.3% accuracy. Similarly, on ImageNet-tiny, DreamNet-4 outperformed the other configurations, achieving the highest accuracy. A similar pattern was observed in NLP tasks. On the AG News dataset, DreamNet-4 achieved the highest accuracy of 94.4%, demonstrating the effectiveness of additional blocks. Both SleepNet and DreamNet benefited from increasing the number of blocks, although DreamNet consistently maintained a performance edge.

The observed performance improvements with increasing numbers of sleep and dream blocks can be attributed to several factors. Firstly, adding more blocks allows the model to capture more complex features and hierarchical patterns in the data. This is particularly beneficial for tasks with high variability and intricate structures, such as those found in CV and NLP datasets. Secondly, the pre-trained self-supervised encoders used in both SleepNet and DreamNet provide a strong initial representation, which is further improved through the added blocks. This architectural design enables the models to leverage deep learning’s hierarchical nature effectively, resulting in superior performance as the depth increases. The consistent outperformance of DreamNet over SleepNet highlights the significant contribution of the dream mechanism in refining and consolidating features, making it a crucial component in achieving high accuracy across various tasks.

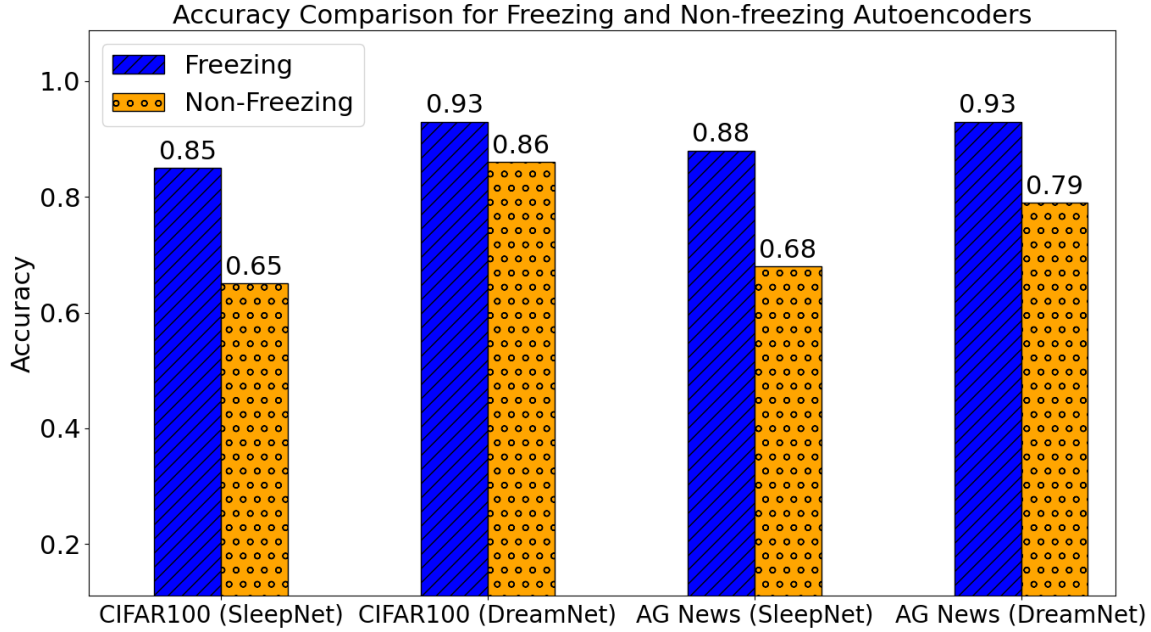


Figure 9: This plot delineates the impact of freezing (marked in blue) and unfreezing (indicated in orange) the parameters of unsupervised models on AG News and CIFAR100.

#### 4.6.3 Comparisons with different chain-like models.

We evaluated the efficacy of various supervised models using three distinct text-based chain-like blocks: two-layer LSTMs, CharCNN, and WordCNN. CharCNN and WordCNN, variants of TextCNN, differ primarily in their tokenization units. For the vision tasks, we selected ResNet18, ResNet34, and ResNet50, which vary in the number of convolutional layers. Fig 7 summarizes their performance on the AG News dataset for text tasks and CIFAR100 for vision tasks. There is a clear trend that shows that the better the performance of the chain-like block, the better the subsequent performance of the proposed models (SleepNet and DreamNet). This correlation suggests that stronger initial performance from a classifier enhances its subsequent integration into SleepNet, likely due to the foundational role of chain-like blocks in the models.

#### 4.6.4 Comparisons with different unsupervised encoders and autoencoders.

We assessed the performance of SleepNet and DreamNet by utilizing various unsupervised encoders and autoencoders, as depicted in Fig 8. Incorporating more sophisticated encoders consistently improved results: employing RoBERTa-Small with SleepNet increased accuracy from 0.86 to 0.90, and with DreamNet, it reached 0.92. Similarly, ViT-Small improved from 0.70 to 0.78 with SleepNet and to 0.91 with DreamNet. This trend demonstrates that the more advanced the encoder, the better the performance of the proposed methods. The primary reason for this improvement is that sophisticated encoders provide richer feature representations, enhancing the learning process. SleepNet benefits from the additional feature extraction capabilities, while DreamNet’s dream cycles further refine and consolidate these features, leading to superior performance.

#### 4.6.5 Comparisons with frozen and unfrozen unsupervised encoders/autoencoders.

Equally importantly, we examined the effect of freezing versus unfreezing the parameters of unsupervised encoders/autoencoders. This evaluation was carried out across three distinct tasks, employing varied models: TextCNN and BERT-based SleepNet for text classification on the AG News, and ResNet18 coupled with Google’s ViT Base for image classification on CIFAR100. Fig 9 demonstrates that consistently across these varied tasks and models, the “Freezing” configuration (depicted in blue) outperforms the “Non-Freezing” one (shown in orange). For computer vision tasks, models with frozen encoders generally achieved higher accuracy. For instance, DreamNet with unfrozen MAE encoders reached 93% accuracy on CIFAR100, compared to 86% with frozen encoders. In the NLP domain, a similar trend was observed. On the AG News dataset, SleepNet-3 with unfrozen BERT encoders achieved an accuracy of 88%,

outperforming the unfrozen encoder version, which attained 68%. These results demonstrate that frozen encoders generally provide better performance across both CV and NLP tasks.

We attribute this consistently superior performance of frozen encoders to two major reasons. Firstly, unfreezing the parameters during training may often tend to overfit the model. The overfitting can be traced back to finding an optimal learning rate for such a setup. More specifically, the supervised component of the model, which is not pre-trained, requires a larger learning rate to capture complex patterns effectively. In contrast, the pre-trained unsupervised part necessitates a lower learning rate to avoid drastic changes that can degrade the valuable pre-trained patterns. Balancing this diverse learning rate needs while unfreezing parameters is non-trivial and often leads to overfitting. Secondly, since the unsupervised models contribute additional features to the supervised models, any parameter alteration could modify these supplementary features to fit the specific dataset being processed. Although this might seem beneficial, it could inadvertently filter out some of the generalized, useful latent information that the unsupervised encoder initially captured, thereby limiting the model’s overall ability to generalize across diverse datasets.

#### 4.7 Complexity and Qualitative Results

We conducted our experiments on a RHEL 7.9 system equipped with an Intel(R) Xeon(R) Gold 6238R CPU, an NVIDIA Quadro RTX 5000 GPU, and 88GB RAM. Table 5 presents a comparison of the computational efficiency of different models, evaluated in terms of hours per epoch on the CIFAR100 and ImageNet-tiny datasets. ResNet18 was the most efficient, requiring only 0.45 hours per epoch on CIFAR100 and 6.77 hours per epoch on ImageNet-tiny. SleepNet also demonstrated good efficiency, surpassing ViT-B with 0.8 hours per epoch on CIFAR100 and 8.81 hours per epoch on ImageNet-tiny, compared to ViT-B’s 1.04 and 10.60 hours, respectively. This shows that SleepNet is computationally optimized despite its advanced features.

Analyzing the FLOPs from Tables 3 and 4, ResNet18 had the lowest complexity with 1.8 billion FLOPs. In contrast, DreamNet-4 had 50.5 billion FLOPs, achieving higher accuracy (92.3% on CIFAR100 and 89.9% on ImageNet-tiny). For NLP tasks, DreamNet-4, with 42.1 billion FLOPs, achieved 94.4% accuracy on AG News and 92.3% on IMDB, outperforming models with fewer FLOPs. This illustrates the trade-off between computational complexity and performance, highlighting DreamNet’s ability to leverage its higher complexity for superior accuracy.

Overall, SleepNet and DreamNet effectively balance computational efficiency and performance. DreamNet, although more complex, provides notable accuracy improvements, making it suitable for tasks where performance is critical. The integration of sleep and dream blocks in both models demonstrates that added complexity translates into significant performance gains across computer vision and natural language processing tasks.

## 5 Conclusion and Future Work

In this paper, we introduced SleepNet and DreamNet, two innovative deep learning architectures inspired by cognitive processes in biological brains. These models use novel sleep and dream mechanisms to consolidate and refine features, leading to improved performance in both computer vision and natural language processing tasks. Our experiments show that these models outperform state-of-the-art results, highlighting their effectiveness and potential for general applicability.

Our future work includes optimizing SleepNet and DreamNet for better efficiency and performance, integrating additional cognitive-inspired mechanisms, and applying these models to a broader range of tasks and datasets. We also plan to explore their potential in real-time applications and scalability to more complex tasks, aiming to develop more intelligent and efficient AI systems.

## References

- [1] Luciana Besedovsky, Tanja Lange, and Monika Haack. The sleep-immune crosstalk in health and disease. *Physiological reviews*, 2019.
- [2] Mark S Blumberg. Beyond dreams: do sleep-related movements contribute to brain development? *Frontiers in Neurology*, 1:140, 2010.
- [3] Louis Breger. Function of dreams. *Journal of Abnormal Psychology*, 72(5p2):1, 1967.
- [4] Tom B. Brown, Benjamin Mann, Nick Ryder, Melanie Subbiah, Jared Kaplan, Prafulla Dhariwal, Arvind Neelakantan, Pranav Shyam, Girish Sastry, Amanda Askell, Sandhini Agarwal, Ariel Herbert-Voss, Gretchen Krueger, T. J. Henighan, Rewon Child, Aditya Ramesh, Daniel M. Ziegler, Jeff Wu, Clemens Winter, Christopher Hesse, Mark Chen, Eric Sigler, Mateusz Litwin, Scott Gray, Benjamin Chess, Jack Clark, Christopher Berner,



- Sam McCandlish, Alec Radford, Ilya Sutskever, and Dario Amodei. Language models are few-shot learners. *ArXiv*, abs/2005.14165, 2020.
- [5] Jiaao Chen, Derek Tam, Colin Raffel, Mohit Bansal, and Diyi Yang. An empirical survey of data augmentation for limited data learning in nlp. *Transactions of the Association for Computational Linguistics*, 11:191–211, 2023.
- [6] Ekin D Cubuk, Barret Zoph, Jonathon Shlens, and Quoc V Le. Randaugment: Practical automated data augmentation with a reduced search space. In *Proceedings of the IEEE/CVF conference on computer vision and pattern recognition workshops*, pages 702–703, 2020.
- [7] Zihang Dai, Hanxiao Liu, Quoc V Le, and Mingxing Tan. Coatnet: Marrying convolution and attention for all data sizes. *Advances in neural information processing systems*, 34:3965–3977, 2021.
- [8] Jacob Devlin, Ming-Wei Chang, Kenton Lee, and Kristina Toutanova. Bert: Pre-training of deep bidirectional transformers for language understanding. *ArXiv*, abs/1810.04805, 2019.
- [9] G William Domhoff. A new neurocognitive theory of dreams. *Dreaming*, 11:13–33, 2001.
- [10] Alexey Dosovitskiy, Lucas Beyer, Alexander Kolesnikov, Dirk Weissenborn, Xiaohua Zhai, Thomas Unterthiner, Mostafa Dehghani, Matthias Minderer, Georg Heigold, Sylvain Gelly, et al. An image is worth 16x16 words: Transformers for image recognition at scale. *arXiv preprint arXiv:2010.11929*, 2020.
- [11] Alexey Dosovitskiy, Lucas Beyer, Alexander Kolesnikov, Dirk Weissenborn, Xiaohua Zhai, Thomas Unterthiner, Mostafa Dehghani, Matthias Minderer, Georg Heigold, Sylvain Gelly, Jakob Uszkoreit, and Neil Houlsby. An image is worth 16x16 words: Transformers for image recognition at scale. *ArXiv*, abs/2010.11929, 2020.
- [12] Andy R Eugene and Jolanta Masiak. The neuroprotective aspects of sleep. *MEDtube science*, 3(1):35, 2015.
- [13] Andrea N Goldstein and Matthew P Walker. The role of sleep in emotional brain function. *Annual review of clinical psychology*, 10:679–708, 2014.
- [14] Ian J. Goodfellow, Jean Pouget-Abadie, Mehdi Mirza, Bing Xu, David Warde-Farley, Sherjil Ozair, Aaron C. Courville, and Yoshua Bengio. Generative adversarial nets. In *NIPS*, 2014.
- [15] Kaiming He, Xinlei Chen, Saining Xie, Yanghao Li, Piotr Doll’ar, and Ross B. Girshick. Masked autoencoders are scalable vision learners. *2022 IEEE/CVF Conference on Computer Vision and Pattern Recognition (CVPR)*, pages 15979–15988, 2021.
- [16] Kaiming He, X. Zhang, Shaoqing Ren, and Jian Sun. Deep residual learning for image recognition. *2016 IEEE Conference on Computer Vision and Pattern Recognition (CVPR)*, pages 770–778, 2015.
- [17] Byeongho Heo, Taekyung Kim, Sangdoo Yun, and Dongyoon Han. Masking augmentation for supervised learning. *arXiv preprint arXiv:2306.11339*, 2023.
- [18] Andrew G. Howard, Menglong Zhu, Bo Chen, Dmitry Kalenichenko, Weijun Wang, Tobias Weyand, Marco Andreetto, and Hartwig Adam. Mobilenets: Efficient convolutional neural networks for mobile vision applications. *ArXiv*, abs/1704.04861, 2017.
- [19] Zhiheng Huang, Peng Xu, Davis Liang, Ajay Mishra, and Bing Xiang. Trans-blstm: Transformer with bidirectional lstm for language understanding. *arXiv preprint arXiv:2003.07000*, 2020.
- [20] Andrew Ilyas, Shibani Santurkar, Dimitris Tsipras, Logan Engstrom, Brandon Tran, and Aleksander Madry. Adversarial examples are not bugs, they are features. *ArXiv*, abs/1905.02175, 2019.
- [21] John M. Jumper, Richard Evans, Alexander Pritzel, Tim Green, Michael Figurnov, Olaf Ronneberger, Kathryn Tunyasuvunakool, Russ Bates, Augustin Zidek, Anna Potapenko, Alex Bridgland, Clemens Meyer, Simon A A Kohl, Andy Ballard, Andrew Cowie, Bernardino Romera-Paredes, Stanislav Nikolov, Rishub Jain, Jonas Adler, Trevor Back, Stig Petersen, David A. Reiman, Ellen Clancy, Michal Zielinski, Martin Steinegger, Michalina Pacholska, Tamas Berghammer, Sebastian Bodenstein, David Silver, Oriol Vinyals, Andrew W. Senior, Koray Kavukcuoglu, Pushmeet Kohli, and Demis Hassabis. Highly accurate protein structure prediction with alphafold. *Nature*, 596:583 – 589, 2021.
- [22] Yoon Kim. Convolutional neural networks for sentence classification. In *Conference on Empirical Methods in Natural Language Processing*, 2014.
- [23] Diederik P. Kingma and Jimmy Ba. Adam: A method for stochastic optimization. *CoRR*, abs/1412.6980, 2014.
- [24] Diederik P. Kingma and Max Welling. Auto-encoding variational bayes. *CoRR*, abs/1312.6114, 2013.
- [25] Alex Krizhevsky, Geoffrey Hinton, et al. Learning multiple layers of features from tiny images. 2009.
- [26] Alex Krizhevsky, Ilya Sutskever, and Geoffrey E. Hinton. Imagenet classification with deep convolutional neural networks. *Communications of the ACM*, 60:84 – 90, 2012.

- [27] Ya Le and Xuan S. Yang. Tiny imagenet visual recognition challenge. 2015.
- [28] Yinhan Liu, Myle Ott, Naman Goyal, Jingfei Du, Mandar Joshi, Danqi Chen, Omer Levy, Mike Lewis, Luke Zettlemoyer, and Veselin Stoyanov. Roberta: A robustly optimized BERT pretraining approach. *CoRR*, abs/1907.11692, 2019.
- [29] Andrew L. Maas, Raymond E. Daly, Peter T. Pham, Dan Huang, Andrew Y. Ng, and Christopher Potts. Learning word vectors for sentiment analysis. In *Proceedings of the 49th Annual Meeting of the Association for Computational Linguistics: Human Language Technologies*, pages 142–150, Portland, Oregon, USA, June 2011. Association for Computational Linguistics.
- [30] Tomas Mikolov, Kai Chen, Gregory S. Corrado, and Jeffrey Dean. Efficient estimation of word representations in vector space. In *International Conference on Learning Representations*, 2013.
- [31] John Morris, Eli Lifland, Jin Yong Yoo, Jake Grigsby, Di Jin, and Yanjun Qi. Textattack: A framework for adversarial attacks, data augmentation, and adversarial training in nlp. In *Proceedings of the 2020 Conference on Empirical Methods in Natural Language Processing: System Demonstrations*, pages 119–126, 2020.
- [32] National Geographic. Giant panda eating, 2024. Accessed: 2024-06-04.
- [33] Matthew E. Peters, Mark Neumann, Mohit Iyyer, Matt Gardner, Christopher Clark, Kenton Lee, and Luke Zettlemoyer. Deep contextualized word representations. *ArXiv*, abs/1802.05365, 2018.
- [34] Björn Rasch and Jan Born. About sleep’s role in memory. *Physiological reviews*, 93 2:681–766, 2013.
- [35] Olga Russakovsky, Jia Deng, Hao Su, Jonathan Krause, Sanjeev Satheesh, Sean Ma, Zhiheng Huang, Andrej Karpathy, Aditya Khosla, Michael Bernstein, Alexander C. Berg, and Li Fei-Fei. ImageNet Large Scale Visual Recognition Challenge. *International Journal of Computer Vision (IJCV)*, 115(3):211–252, 2015.
- [36] Victor Sanh, Lysandre Debut, Julien Chaumond, and Thomas Wolf. Distilbert, a distilled version of bert: smaller, faster, cheaper and lighter. *ArXiv*, abs/1910.01108, 2019.
- [37] Karen Simonyan and Andrew Zisserman. Very deep convolutional networks for large-scale image recognition. *CoRR*, abs/1409.1556, 2014.
- [38] Christian Szegedy, Wei Liu, Yangqing Jia, Pierre Sermanet, Scott E. Reed, Dragomir Anguelov, D. Erhan, Vincent Vanhoucke, and Andrew Rabinovich. Going deeper with convolutions. *2015 IEEE Conference on Computer Vision and Pattern Recognition (CVPR)*, pages 1–9, 2014.
- [39] Mingxing Tan and Quoc Le. Efficientnet: Rethinking model scaling for convolutional neural networks. In *International conference on machine learning*, pages 6105–6114. PMLR, 2019.
- [40] Hugo Touvron, Matthieu Cord, Alaeldin El-Nouby, Piotr Bojanowski, Armand Joulin, Gabriel Synnaeve, and Hervé Jégou. Augmenting convolutional networks with attention-based aggregation. *arXiv preprint arXiv:2112.13692*, 2021.
- [41] Ashish Vaswani, Noam Shazeer, Niki Parmar, Jakob Uszkoreit, Llion Jones, Aidan N Gomez, Łukasz Kaiser, and Illia Polosukhin. Attention is all you need. *Advances in neural information processing systems*, 30, 2017.
- [42] Haiping Wu, Bin Xiao, Noel Codella, Mengchen Liu, Xiyang Dai, Lu Yuan, and Lei Zhang. Cvt: Introducing convolutions to vision transformers. In *Proceedings of the IEEE/CVF international conference on computer vision*, pages 22–31, 2021.
- [43] Zhilin Yang, Zihang Dai, Yiming Yang, Jaime Carbonell, Russ R Salakhutdinov, and Quoc V Le. Xlnet: Generalized autoregressive pretraining for language understanding. *Advances in neural information processing systems*, 32, 2019.
- [44] Yu Yao, Baosheng Yu, Chen Gong, and Tongliang Liu. Understanding how pretraining regularizes deep learning algorithms. *IEEE Transactions on Neural Networks and Learning Systems*, 2021.
- [45] Xiaohua Zhai, Alexander Kolesnikov, Neil Houlsby, and Lucas Beyer. Scaling vision transformers. In *Proceedings of the IEEE/CVF conference on computer vision and pattern recognition*, pages 12104–12113, 2022.
- [46] Hongyi Zhang, Moustapha Cisse, Yann N Dauphin, and David Lopez-Paz. mixup: Beyond empirical risk minimization. *arXiv preprint arXiv:1710.09412*, 2017.
- [47] Xiang Zhang, Junbo Jake Zhao, and Yann LeCun. Character-level convolutional networks for text classification. In *NIPS*, 2015.
- [48] Xiang Zhang, Junbo Jake Zhao, and Yann LeCun. Character-level convolutional networks for text classification. In *NIPS*, 2015.

## Biographies



**Mingze Ni** is a Postdoctoral Researcher in machine learning at the University of Technology Sydney. He graduated from the Australian National University with bachelor's degrees in science (Statistics and Mathematics) and the University of Queensland with a Bachelor of Statistics (Honours). His research focuses on adversarial machine learning, neural network architecture, and optimization methods.



**Wei Liu** (M'15-SM'20) received the PhD degree in machine learning research from the University of Sydney in 2011. He is currently the Director of Future Intelligence Research Lab, and an Associate Professor in Machine Learning, at the School of Computer Science, the University of Technology Sydney (UTS), Australia. Before joining UTS, he was a Research Fellow at the University of Melbourne and then a Machine Learning Researcher at NICTA. His current research focuses are adversarial machine learning, game theory, causal inference, multimodal learning, and natural language processing. He has published more than 100 papers in top-tier journals and conferences. Additionally, he has won three Best Paper Awards and one Most Influential Paper Award.