

Combining LLMs and Knowledge Graphs to Reduce Hallucinations in Question Answering

Larissa Pusch 
pusch@zib.de
Zuse Institute Berlin
Berlin, Germany

Tim O.F. Conrad 
conrad@zib.de
Zuse Institute Berlin
Berlin, Germany

September 06, 2024

ABSTRACT

Advancements in natural language processing have revolutionized the way we can interact with digital information systems, such as databases, making them more accessible. However, challenges persist, especially when accuracy is critical, as in the biomedical domain. A key issue is the hallucination problem, where models generate information unsupported by the underlying data, potentially leading to dangerous misinformation. This paper presents a novel approach designed to bridge this gap by combining Large Language Models (LLM) and Knowledge Graphs (KG) to improve the accuracy and reliability of question-answering systems, on the example of a biomedical KG. Built on the LangChain framework, our method incorporates a query checker that ensures the syntactical and semantic validity of LLM-generated queries, which are then used to extract information from a Knowledge Graph, substantially reducing errors like hallucinations. We evaluated the overall performance using a new benchmark dataset of 50 biomedical questions, testing several LLMs, including GPT-4 Turbo and llama3:70b. Our results indicate that while GPT-4 Turbo outperforms other models in generating accurate queries, open-source models like llama3:70b show promise with appropriate prompt engineering. To make this approach accessible, a user-friendly web-based interface has been developed, allowing users to input natural language queries, view generated and corrected Cypher queries, and verify the resulting paths for accuracy. Overall, this hybrid approach effectively addresses common issues such as data gaps and hallucinations, offering a reliable and intuitive solution for question answering systems. The source code for generating the results of this paper and for the user-interface can be found in our

Git repository: <https://git.zib.de/lpusch/cyphergenkg-gui>

Keywords Large Language Models · Knowledge Graphs · Information Retrieval · Prompt Engineering · Cypher Queries

1 Introduction

Advancements in natural language processing (NLP) have transformed how we interact with digital information systems such as databases, making access more intuitive, even for users without technical expertise. One of the most promising applications of these advancements is natural language question answering, which allows users to query complex data structures using everyday language. However, current methods still struggle with challenges like data gaps and hallucinations [1], where models generate responses not grounded in data, leading to potential misinformation. This issue becomes particularly acute in specialized domains such as (bio-)medicine, where an inaccurate response can lead to dangerous consequences.

Knowledge Graphs, which organize information as interconnected nodes representing entities and their relationships, offer a robust framework for storing and retrieving complex data. However, their full potential is often constrained by the necessity of using complex query languages, making them less accessible to non-experts, such as the Cypher query language. To address this challenge, we propose a novel hybrid approach that tightly integrates Large Language Models (LLMs) with Knowledge Graphs, aiming to improve both the accuracy and reliability of question-answering systems by grounding responses in structured data.

Our approach utilizes the LangChain[2] framework to generate the necessary (Cypher[3]) queries based on natural language inputs, which are then validated and corrected by a query-checking algorithm. This process minimizes the risk of hallucinations and ensures answers that are directly derived from the information in the Knowledge Graph.

As a practical example, we apply our method to PrimeKG[4], a biomedical Knowledge Graph that contains extensive information on diseases, proteins, drugs, cellular components, and other biomedical entities. Queries were generated by the LLM by providing the natural language question and additional information about the graph schema, leveraging prompt-based retrieval-augmented generation (RAG)[5] to improve the quality of the outputs. The generated queries are then validated to ensure their accuracy.

To evaluate our approach, we developed a benchmark dataset of 50 biomedical questions and tested the performance of several LLMs, including GPT-4 Turbo, GPT-4o, and llama3:70b. Our findings demonstrate that while GPT-4 Turbo consistently outperforms other models in generating accurate Cypher queries, open-source models like llama3:70b also show promise when equipped with carefully crafted prompts. By combining the interpretive strengths of LLMs with the structured, reliable data in Knowledge Graphs, our approach offers a powerful tool for accurate, verifiable biomedical question answering, making advanced querying capabilities accessible to users without specialized technical skills.

To ensure accessibility for both technical and non-technical users, we developed a user-friendly web-based interface for interacting with the system. Details about this interface can be found in Section 7.

1.1 Problem Statement and Research Goals

In this paper, we tackle the significant challenges of using Large Language Models (LLMs) for accurate and reliable question answering for digital information systems, with a focus on Knowledge Graphs. The primary issues we address are data gaps, where models lack sufficient information, and hallucinations, where models generate ungrounded or incorrect responses.

Our research primarily focuses on the following key objectives:

- **Mitigating Data Gaps and Reducing Hallucinations:** We aim to minimize inaccurate or fabricated information in LLM-generated responses by integrating Knowledge Graphs and utilizing a query-checking algorithm that validates and corrects LLM-generated Cypher queries, ensuring they are syntactically correct and aligned with the Knowledge Graph’s structure. Additionally, we optimize prompts to guide LLMs in generating more accurate queries, further reducing errors and enhancing the reliability of responses.
- **Evaluating LLM Performance:** We compare the performance of several LLMs, including GPT-4 Turbo and llama3:70b, on a newly created benchmark dataset, to identify strengths, weaknesses, and opportunities for improving open-source models through prompt engineering.
- **Introducing a new Benchmark Dataset:** We developed a custom benchmark dataset of 50 biomedical questions and answers specifically tailored for evaluating the performance of LLMs in generating accurate Cypher queries for a biomedical Knowledge Graph. This dataset allows for thorough testing of LLM performance on complex, structured queries and provides a foundation for future research in biomedical question-answering systems.
- **Developing an Easy-to-Use User Interface:** To make the system easily accessible, we created a user-friendly web-based interface. This interface allows users to input natural language queries, view LLM-generated and corrected Cypher queries, and inspect results, offering an intuitive and transparent way to interact with the Knowledge Graph.

Overall, our goal is to enhance the accessibility and reliability of complex digital information systems - in this paper Knowledge Graphs - for non-experts by leveraging LLMs.

1.2 Paper Structure

We present our novel approach for LLM-based Knowledge Graph queries in the next section. This is followed by a detailed description of our new benchmark dataset and the Knowledge Graph that we used in this paper. Sections 4-6 describe our experiments, with a focus on the comparative analysis of several LLMs, evaluating their performance on the benchmark dataset (Section 5) and a discussion about the optimization experiments conducted to enhance LLM performance (Section 6). To contextualize our work within the broader research landscape, Section 8 offers a comprehensive overview of related work. We conclude in Section 9 and offer an outlook on future steps.

2 A New Approach for LLM-based Knowledge Graph Queries

In this section, we introduce our novel approach designed to address the challenges associated with using Large Language Models (LLMs) for information retrieval. Our method aims to overcome common problems such as hallucinations by integrating LLMs with structured Knowledge Graphs, enhancing the accuracy and reliability of the generated results.

The main idea of our approach is to use the LLMs’ ability to translate natural language queries into structured query languages, enabling the retrieval of verifiable data from Knowledge Graphs. A key ingredient in our approach is the integration of a query-checking step that validates and corrects these LLM-generated queries before execution, ensuring that they are

both syntactically correct and semantically aligned with the Knowledge Graph’s structure (schema). This helps in reducing errors and improving the overall reliability of the system.

The overall method consists of three main steps:

1. The user’s question, along with the graph schema, is passed to the LLM, which generates a Cypher query.
2. This generated query is then subjected to the query-checking algorithm for validation and potential correction.
3. Finally, the validated query is executed on the Knowledge Graph, and the results are returned.

2.1 Step 1: Initial Cypher Query Generation

To generate the initial Cypher query, a custom prompt is sent to the LLM which contains the user (natural language) query and the graph schema. The graph schema is automatically generated using LangChain Neo4jGraph[6]. The LLM then generates an initial Cypher query designed to retrieve the answer from the Knowledge Graph. More information about the prompts can be found in Section 5.

The expected output from the LLM is a Cypher query statement. However, if the LLM includes additional content beyond the Cypher query, the output must be parsed to extract the relevant statement. Specifically, all lines from the first MATCH statement to the line containing the RETURN statement are extracted for further processing.

2.2 Step 2: Query Checker

An important ingredient of the method is the query checker, which ensures the accuracy and validity of the Cypher queries, before they are executed. The query checker contains three components, each designed to address specific aspects of query validation, as shown in the following example.

Let’s assume a user wants to identify drugs that should not be used when treating patients with multiple sclerosis. For this, the user might input the following natural language query through our web-based interface (see Section 7): “What are the names of the drugs that are contraindicated when a patient has multiple sclerosis?” A typical LLM might generate the following Cypher query from this natural language input:

```
1 MATCH (d:pathway {name:"multiple sclerosis"})-[:contraindication]->(dr:drug)
2 RETURN dr;
```

However, this translation has the following issues:

1. “Name” attribute missing from the returned node: The output **RETURN dr;** would return the entire drug node, including all its properties, rather than just the drug names. This is not ideal since the user is specifically interested in the names of the drugs. Thus, the syntax checker would refined the query to **RETURN dr.name;** to ensure that only the drug names are returned.
2. Wrong node type: **(d:pathway {name:"multiple sclerosis"})** The LLM incorrectly identifies “multiple sclerosis” as a pathway, instead of a disease. The node checker would

correct this error by modifying the Cypher query to: `(d:disease {name:"multiple sclerosis"})`

3. Relationship direction error: The query incorrectly directs the “contraindication” relationship as `-[:contraindication]->`, pointing from the disease to the drug. The correct direction should have the relationship pointing from the drug to the disease. This will be corrected by the relation checker to: `<-[:contraindication]-`.

In summary, the query checker executes the following three steps:

- Syntax Node Checker: This component ensures that the output of the Cypher query returns the resulting node names by appending the `.name` property to each node in the return statement. It also verifies that any variables specified in the return clause are correctly associated with their respective node types in the MATCH statement, in the form of `node: node_type`.
- Node Checker: This checker validates the types of nodes referenced in the query, ensuring they are the correct type for the item that was extracted from the question. If an incorrect node type is identified, it automatically substitutes the correct type. It also evaluates whether the relationships involving the corrected node type are appropriate and adjusts them if necessary, unless no compatible relationships exist, in which case the step is skipped.
- Relation Checker: This component verifies the directionality of relationships between nodes, ensuring that they are oriented correctly within the query. If any relationships are found to be reversed, the Relation Checker automatically corrects their direction to maintain the integrity of the query’s logic.

2.3 Step 3: Querying the Knowledge Graph

The Cypher query that was produced by the LLM and checked by the query checker is executed on the Knowledge Graph. This component is built using Neo4jGraph from LangChain. The return type is a list of node names. This gets passed to an LLM to generate a sentence.

3 Data

In this section, we will describe the data we used for our experiments. We define data as the Knowledge Graph and the set of questions and answers we developed.

3.1 PrimeKG-based Knowledge Graph

As a Knowledge Graph, we employed a subset of the biomedical Knowledge Graph PrimeKG [4], specifically a 2-hop subgraph around multiple sclerosis. This subset contains 55,736 triples, 22 unique relations, and 7,413 entities, encompassing node types such as drug, disease, phenotype, gene/protein, anatomy, cellular component, pathway, molecular function, exposure, and biological process. We modified the subgraph by making all relations (except for those connecting a node to itself) one-directional to enhance query execution efficiency. Furthermore, we renamed certain relation’s display names to simplify understanding for an LLM, aiming to improve future answer generation in sentence form. More details can be found in Appendix 1.1.

3.2 Tailored Question/Answer Set

Traditional question datasets often do not accurately assess a pipeline’s performance in querying a Knowledge Graph due to their broad scope and lack of specificity, and instead assess the

completeness of the graph itself. To address this, we crafted a custom set of questions specifically designed for the used Knowledge Graph. These questions are constructed to be directly answerable using the specific configurations of our Knowledge Graph (see Appendix 1.2). Initially, we identified paths that aligned with our predefined structural criteria, selecting only those with non-empty result sets as the foundation for our questions. These paths were then used as the basis for crafting questions that are not only relevant but also challenging.

We used 1, 2, and 3 hop-paths for question generation, leading to five different structures (see below). In the context of Knowledge Graphs, a ‘hop’ refers to the number of edges traversed between nodes in a graph. Thus, a “1-hop” represents a single step from one node to another via an edge. Each increase in hop number indicates a more complex query, involving additional intermediate nodes and relationships. These varying complexities were employed to test the pipeline’s ability to interpret and process question formats of different difficulty levels effectively.

During our evaluations, we observed that the LLMs occasionally discovered alternate, yet correct, paths to answer the questions that had not been initially considered during the design phase of the questions. These instances underscored the models’ adaptability, and such responses were accepted as valid responses after manual curation. This adaptability highlights the robustness of the LLMs in navigating the Knowledge Graph under varied conditions and provides valuable insights into the flexibility of the querying mechanisms employed.

To thoroughly test our system’s proficiency across various complexities, we devised questions based on five different structures involving 1, 2, or 3 hop-paths. Below, we describe the five structures, starting with the simplest.

3.2.1 1-hop

For 1-hop questions, there is a straightforward structure involving a direct relationship between two entities. This allows for simple, direct queries, see Figure 1.

- Structure 1: A single, direct relationship between two nodes, typically excluding bidirectional relations. Example question: *What are the names of the drugs that are contraindicated when a patient has multiple sclerosis?*

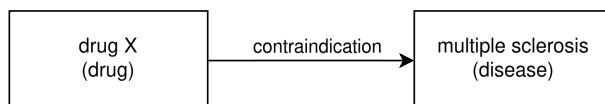


Figure 1: Example structure for 1-hop question

3.2.2 2-hop

2-hop questions allow for slightly more complex queries, involving either a single entity directly related to two others or a linear arrangement (chain) of three entities.

- Structure 2: One entity is directly connected to two other entities, see Figure 2. The question for this path was *What side effects does a drug have that is indicated for Richter syndrome?*

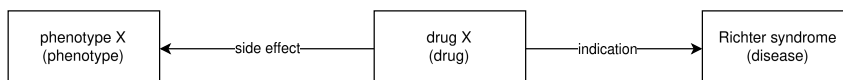


Figure 2: Example structure for 2-hop question (structure 2)

- Structure 3: A linear arrangement (chain) where one entity is connected to a second, which in turn is connected to a third, see Figure 3. The question for this path was *What are phenotypes that gene POMC is associated with that also occur in neuromyelitis optica?*

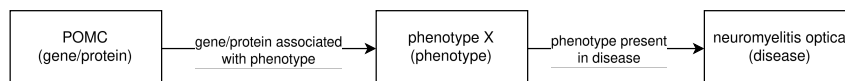


Figure 3: Example structure for 2-hop question (structure 3)

3.2.3 3-hop

3-hop questions introduce the highest complexity, involving either a sequential chain of four items or a configuration where an entity interfaces with multiple others in a more extended arrangement.

- Structure 4: A sequential chain of four connected items, see Figure 4. The question for this path was *What pathways do the exposures that can lead to multiple sclerosis interact with?*

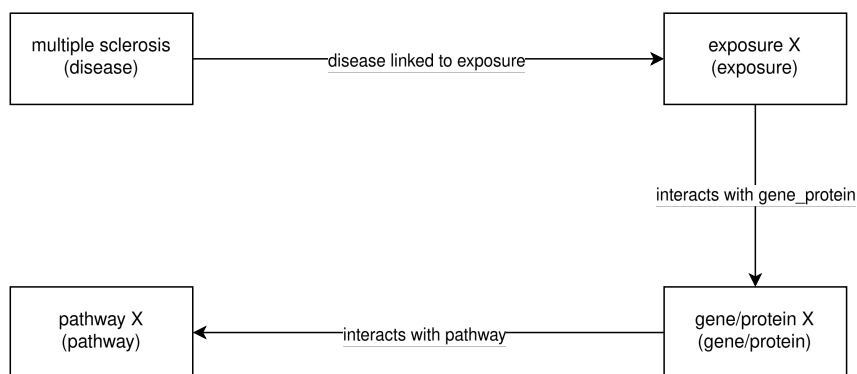


Figure 4: Example structure for 3-hop question (structure 4)

- Structure 5: An entity has relationships interfacing with two other entities, one of which interfaces with a fourth entity, see Figure 5. The question for this path was *Which biological processes are affected by the gene APOE which are also affected by an exposure to something that is linked to multiple sclerosis?*

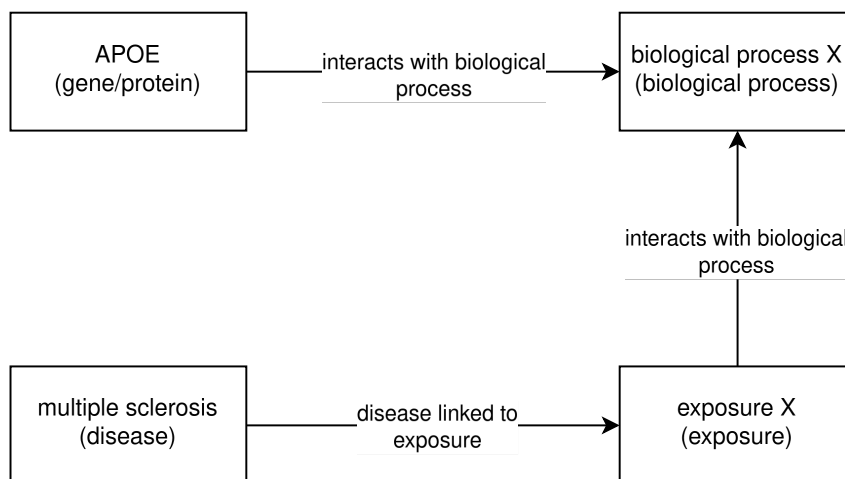


Figure 5: Example structure for 3-hop question (structure 5)

4 Experimental Setup

The LLMs used in our experiments are detailed in Table 1. The core pipeline is built using the LangChain Expression Language (LCEL)[7]. Queries for GPT models were conducted through their respective API, while open-source models were run using the Ollama[8] framework.

LLM	Number of parameters	Open / closed source
bakllava-7b	7b	open
dolphin-llama3-7b	7b	open
dolphin-llama3-70b	70b	open
falcon2-11b	11b	open
gemma-9b	9b	open
goliath	118b	open
gpt-4-turbo	unknown	closed
gpt-4o	unknown	closed
llama2-70b	70b	open
llama3-chatqa-70b	70b	open
llama3-70b	70b	open
llama3-8b	8b	open
medllama2-7b	7b	open
mistral-7b	7b	open
mixtral-8x7b	8x7b	open
orca-mini-70b	70b	open
qwen-32b	32b	open
qwen-110b	110b	open
starling-lm-7b	7b	open
vicuna-33b	33b	open
wizardlm2-7b	7b	open

Table 1: Overview of the used LLMs

4.1 Evaluation Metrics

We evaluated each LLM based on the number of correct answers across all 50 questions in our dataset (see Section 3.2). A question was considered to be correctly answered if the resulting

Cypher query returns the expected result from the Knowledge Graph. The correct result has been created manually in the data generation process.

5 Cypher Generation with Zero-shot Prompting

In the first experiment, we evaluated the ability of several LLMs to generate Cypher queries from natural language inputs in a zero-shot setting and without further prompt optimization. Zero-shot prompts do not contain examples or demonstrations to guide the LLM. For each of the 50 question from our benchmark-set (see Section 3.2), we prompted each LLM to generate Cypher queries based on natural language inputs, supplemented with the Knowledge Graph schema information, as described in Section 2.1. For this experiment, the main part of this prompt is shown below. The prompts used to guide the LLM have been adapted from the LangChain Cypher Graph QA chain [9]. Note, however, that the full prompt for this experiment contains more details for guiding the LLM and can be found in Appendix 1.3.1:

(Shortened) Zero-shot prompt:

```
1 Task: Generate Cypher statement to query a graph database.
2 Schema: {schema}
3 The question is: {question}
```

In this prompt, the placeholders {schema} and {question} are replaced by the respective content before execution.

To ensure consistency and minimize randomness, the LLMs were configured with a temperature setting of 0. The initial Cypher queries produced by the models were parsed to retain only the relevant portions, such as the MATCH and RETURN clauses.

The generated Cypher queries were then processed by the query-checking algorithm, as described in Section 2.2, to correct common errors like incorrect node types, misdirected relationships, and missing attributes.

5.1 Results

The results show that the proprietary GPT models - and in particular GPT-4 Turbo - consistently outperform the open-source models.

Figure 6 illustrates the number of correct answers produced by each model. The proprietary GPT models, gpt-4-turbo (47/50 correct answers) and gpt-4o (40/50 correct answers), significantly outperformed the open-source LLMs. In comparison, the top-performing open-source model, llama3:70b, achieved 23 correct answers out of 50.

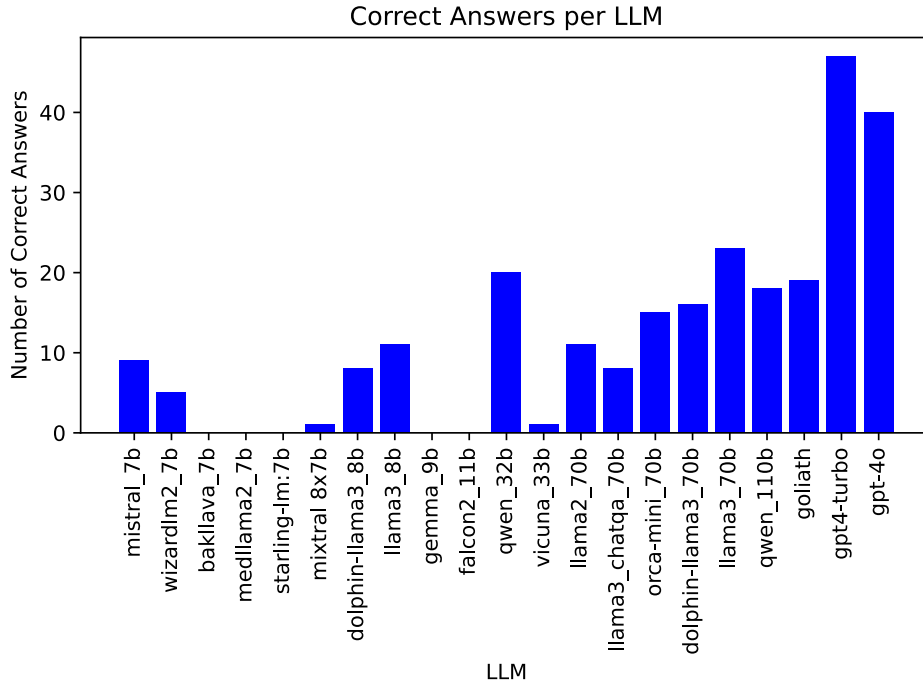


Figure 6: Correct answers per LLM ordered by number of parameters

Figure 7 depicts the relationship between the number of parameters (in billions) and the number of correct answers. Although proprietary GPT models were excluded due to undisclosed parameter counts, a general trend indicates that models with more parameters tend to yield better results.

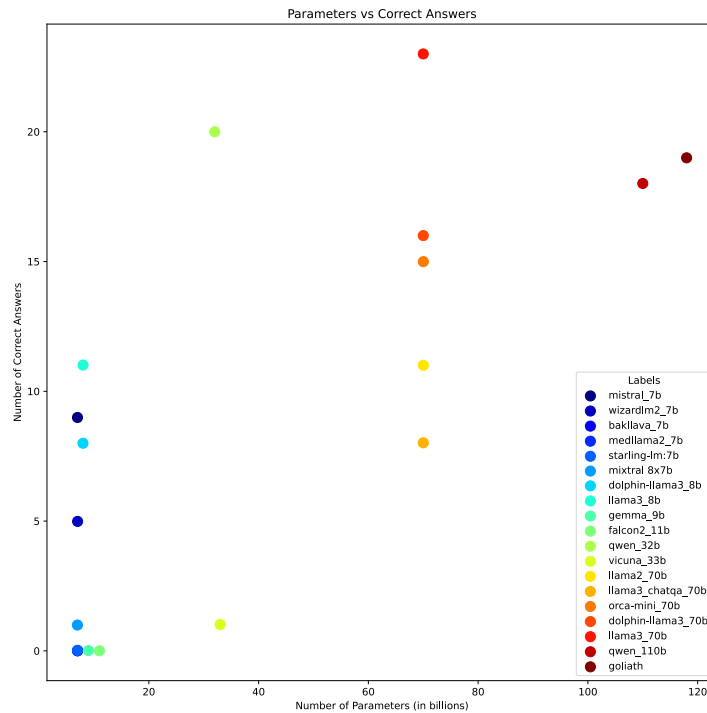


Figure 7: Scatterplot of number of parameters by correct answers; excluding gpt because the number of parameters is likely too high

Figure 8 examines which LLM is most effective based on the complexity of the query paths (i.e., the number of “hops” between entities). It shows that while many models consistently performed reasonably well to very well on simpler, one-hop queries, only GPT-4 Turbo maintained high accuracy across more complex, two- and three-hop queries.

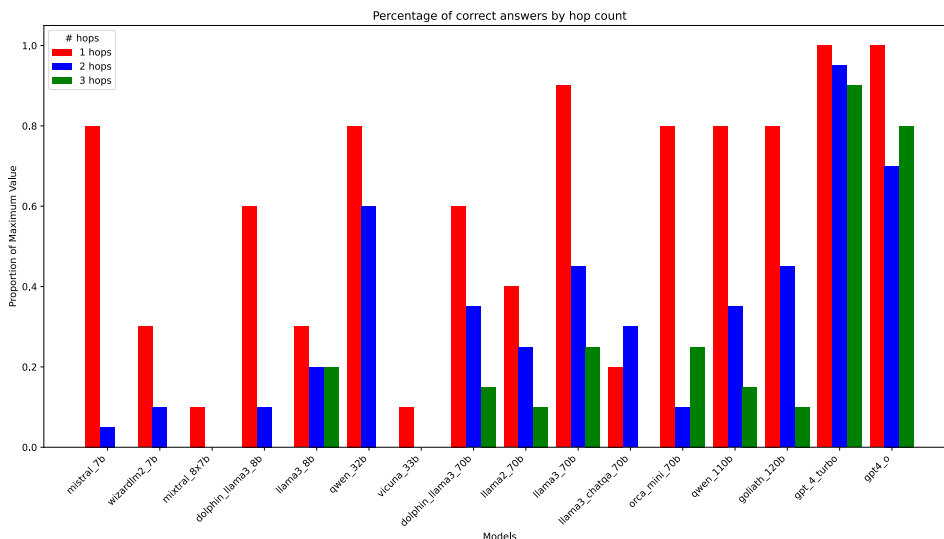


Figure 8: Percentage of correct answers by hop count

Overall, our findings indicate that for generating reliable Cypher queries from biomedical questions with a zero-shot prompt, the GPT-4 variants are currently the most effective models within the proposed framework. Among them, GPT-4 Turbo outperformed the newer GPT-4o model. However, further investigation with a broader range of questions is recommended to fully assess each model’s capabilities. Additionally, the current methodology relies heavily on exact string matching between the query items and the Knowledge Graph entities. Introducing a similarity search mechanism could mitigate this limitation, potentially increasing the accuracy and flexibility of the system.

5.2 Influence of the Query Checker

Throughout our evaluation, the initial Cypher queries generated by the LLMs revealed a variety of errors, ranging from minor syntax issues to more complex misalignments in relationships and node types. These errors, if left uncorrected, would significantly undermine the accuracy of the overall pipeline, leading to incorrect or incomplete query results.

The query checker component of our pipeline plays a critical role in addressing these challenges. By systematically analyzing the generated queries, the checker identified and corrected a range of errors, enhancing the reliability of the final outputs. The success rate of these corrections is illustrated in Figure 9, which show the percentage of correct answers were achieved by correction with the query checker. Figure 6 shows the total amount of correct answers.

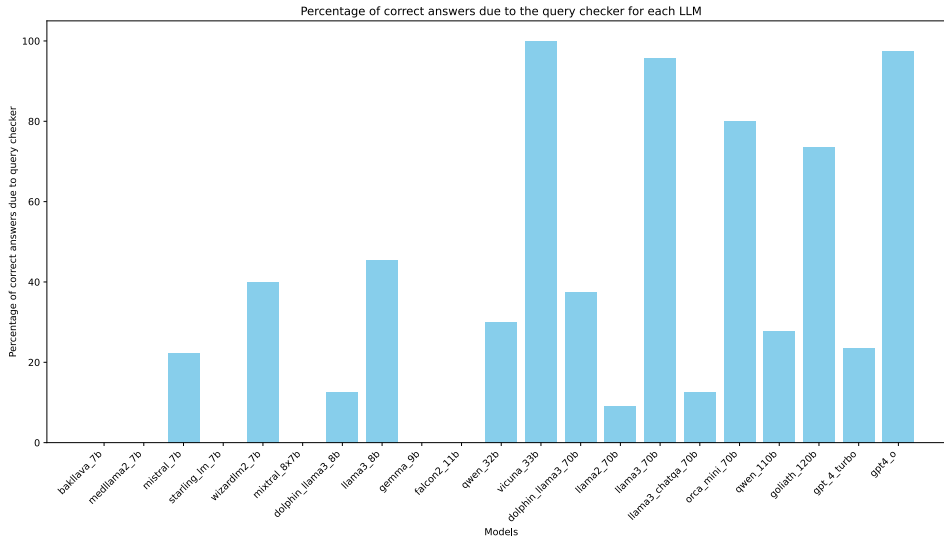


Figure 9: Percentage of corrected wrong queries for each LLM

A notably high percentage of correct answers due to the query checker occur in GPT-4o, Goliath-120b, Orca-Mini-70b, Llama3-70b and Vicuna-33b. However, in all of these cases except GPT-4o, the total number of correct answers was not very high. In the case of GPT-4o, the most prevalent error was that the Cypher query did not return only the name of the node, but all node information. This is a very easily correctable error, which is why the query checker was very effective there. Without the query checker, however, there would have been hardly any correct answers.

GPT4-Turbo, in contrast, produced a high number of correct queries without the query checker. However, of those remaining few that produced incorrect queries, only 23% could be corrected with the query checker. Thus, the two models from the GPT family either produce a high percentage of correct answers, or a high number of easily correctable errors. Conversely, models with lower baseline accuracy frequently produced incorrecable errors, such as invalid syntax or incorrect path lengths.

A closer analysis of the incorrect answers revealed recurring issues that impacted the pipeline’s effectiveness. For instance, some models occasionally failed to include necessary steps when a path required a self-referential relationship, even when this was explicitly mentioned in the question. These omissions resulted in incomplete query paths that lead to inaccurate answers. Additionally, certain LLMs generated atypical path formats that deviated from standard query structures, posing challenges for the query checker that require further adjustments to be solved.

The query checker’s effectiveness in correcting errors underscores its crucial role in the pipeline, especially given the frequent inaccuracies in Cypher generation by current open-source LLMs. Although it has significantly enhanced the quality of outputs, the results indicate that further optimization is needed — not just in the LLMs themselves, but across the entire pipeline. In the next section, we delve into strategies for refining the performance of the LLM models and strengthening the overall robustness of our system.

6 Cypher Generation with Optimized Prompting

In the second experiment, we explored the impact of prompt optimization on the quality of Cypher queries generated by the LLMs. Using the same 50 questions from the benchmark

dataset, we applied optimized prompts, incorporating specific examples and tailored instructions to guide the LLMs in producing more accurate Cypher queries.

In the following, we present the results of a series of experiments focused on optimizing the prompts for the best proprietary and the best open-source model identified in the previous experiment (see Section 5): GPT-4 Turbo and llama3:70b. These experiments explore three prompting strategies: zero-shot, one-shot, and few-shot prompting, along with different prompt crafting techniques. Our goal is to enhance the accuracy and reliability of the initial Cypher query generation, ultimately improving the overall performance of the pipeline.

6.1 Multi-shot Prompts

Varying the number of examples provided in the prompt can have a significant impact on the performance of language models. To understand this effect, we compared three prompting strategies: zero-shot (no examples), one-shot (one example), and few-shot (multiple examples) to assess their influence on the accuracy of Cypher query generation by LLMs. While our initial experiments in the LLM comparison section focused on zero-shot prompting, this section broadens the analysis to include one-shot and few-shot setups. We again show the main parts of these prompts below - the exact prompts that were used in this experiment contain more hints for the LLM and can be found in Appendix 1.3.2 and Appendix 1.3.3.

(Shortened) One-Shot Prompt:

```
1 Task:Generate Cypher statement to query a graph database.
2
3 Schema: {schema}
4
5 Follow these Cypher example when Generating Cypher statements:
6 # How many actors played in Top Gun?
7 MATCH (m:movie {{name:"Top Gun"}})-[:acted_in]-(a:actor)
8 RETURN a.name
9
10 The question is:
11 {question}
```

(Shortened) Few-Shot Prompt:

```
1 Task:Generate Cypher statement to query a graph database.
2
3 Schema: {schema}
4
5 Follow these Cypher example when Generating Cypher statements:
6 # Which actors played in Top Gun?
7 MATCH (m:movie {{name:"Top Gun"}})-[:acted_in]-(a:actor)
8 RETURN a.name
9 # What town were the actors that played in Top Gun born in?
10 MATCH (m:movie {{name:"Top Gun"}})-[:acted_in]-(a:actor)-[:born_in]->(t:town)
11 RETURN t.name
12
13 The question is:
14 {question}
```

The results, as shown in Table 2, indicate that for GPT-4 Turbo, introducing examples slightly decreased performance. In contrast, for llama3:70b, it led to a significant improvement. The slight performance dip in GPT-4 Turbo suggests that this model may rely more effectively on its pre-trained capabilities when not constrained by specific examples. Conversely, the improvement

observed in llama3:70b underscores the importance of examples for enhancing its performance, especially when initial results are suboptimal.

LLM	Zero-shot	One-shot	Few-shot
gpt-4-turbo	47	42	42
llama3-70b	23	32	35

Table 2: n-shot comparison for gpt4-turbo and llama3:70b

6.2 Promptcrafting

The way a prompt is designed can significantly influence the performance of language models. To explore this effect, we experimented with different prompt formulations to assess their impact on the accuracy of Cypher query generation. Building on our initial prompts, we tested several variations:

- **Simplified Prompt:** Removed detailed instructions to evaluate the effect of minimal guidance (Appendix 1.3.4)
- **Syntax Emphasis Prompt:** Added a sentence instructing the model to focus on correct syntax usage (Appendix 1.3.5)
- **Social Engineering Prompt:** Introduced a scenario where the prompter could face consequences (e.g., being fired) if the LLM made mistakes (Appendix 1.3.6)
- **Expert Role Prompt:** Positioned the LLM as a Cypher query expert to encourage more accurate query generation (Appendix 1.3.7)

We applied these variations to both the best-performing open-source model, llama3:70b, and the best proprietary model, GPT-4 Turbo. The results, presented in Table 3, indicate that the simplified prompt significantly decreased the performance of both models. In contrast, the other prompt modifications had little impact on GPT-4 Turbo, likely due to its already high baseline performance. However, llama3:70b showed notable improvements with the social engineering and expert role prompts, though it still did not reach the performance level of the GPT models.

prompt	gpt4-turbo	llama3:70b
standard	47	23
simplified	34	19
syntax emphasis	45	24
social engineering	46	29
expert role	46	26

Table 3: comparison of different prompts for gpt4-turbo and llama3:70b

6.3 llama3:70b custom prompt

Building on insights from the previous experiments, we designed a custom prompt for llama3:70b that combined elements of social engineering and few-shot prompting. This optimized prompt, described in Appendix 1.3.8, was specifically designed to boost the model’s accuracy in generating initial Cypher queries.

Using this tailored prompt, the pipeline produced 37 correct answers with llama3:70b, a significant improvement over the 23 correct answers obtained with the standard prompt. Although this result still lags behind the performance of GPT-4 Turbo, it underscores the potential of targeted prompt design to significantly enhance model outcomes.

7 User Interface

We created a web-based user interface (UI) for this system specifically designed for interacting with the Knowledge Graph described in Section 3 through natural language queries. A screenshot is shown in Figure 10. Using this UI, users can input questions, view the initial Cypher query generated by the LLM, and inspect the corrected query after validation by the query-checking algorithm, all within the same interface. This feature allows users to clearly compare the original and corrected queries, providing transparency into the modifications made.

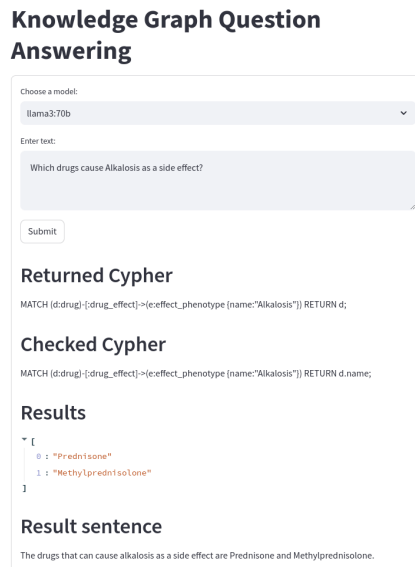


Figure 10: Screenshot of GUI

The GUI was developed using streamlit [10]. It interfaces with Neo4j [11] and Ollama [8], making all downloaded LLMs and a Knowledge Graph available for question answering.

8 Related Work

In the following, we give an overview of existing methodologies and advancements in integrating Large Language Models (LLMs) with Knowledge Graphs for natural language question answering. While a variety of approaches exist in this field, our review concentrates on those employing pre-trained LLMs, enhanced with prompt crafting and knowledge base queries. We acknowledge the existence of other significant strategies, such as those combining Graph Neural Networks (GNNs) with LLMs, but they fall outside the scope of our primary focus. We systematically categorize existing methodologies into item-centric, relation-centric, and other strategies, highlighting their strengths and limitations within the context of our study.

8.1 Item-centric approaches

Item-centric approaches emphasize the identification of key items, such as drugs or diseases, within the query as the initial step. This is achieved by prompting LLMs to extract topic items from a natural language question, as demonstrated in the works of Z. Chen, D. Li, X. Zhao, B. Hu, and M. Zhang [12], J. Sun *et al.* [13], K. Soman *et al.* [14] and Y. Li, R. Zhang, J. Liu, and G. Liu [15]. Following identification, these approaches use entity matching, where the identified entities are matched with those in a Knowledge Graph through embedding. This is demonstrated by [14], where the items were embedded using a sentence transformer and then scored by their vector similarity.

Subsequently, relations connected to the topic entities are extracted from the graph. To refine the extraction, an LLM can be prompted to identify the most relevant relations from the extracted subset, as demonstrated in Y. Li, R. Zhang, J. Liu, and G. Liu [15].

To form paths, the process of retrieving connected entities and relations can be repeated until the desired path length is reached. Various strategies are employed to prune the different paths, with K. Soman *et al.* [14] embedding both the question and paths using a sentence transformer and then selecting paths based on highest cosine similarity to the question. Z. Chen, D. Li, X. Zhao, B. Hu, and M. Zhang [12] adopt a similar approach but also assess the feasibility and correctness of these paths, by judging if their temporal order makes sense. In contrast, J. Sun *et al.* [13] let an LLM assign scores to the contribution of triples towards answering the question and apply a threshold for selection. Y. Li, R. Zhang, J. Liu, and G. Liu [15] ask the LLM to reason over the path triples, inferring missing links using its own knowledge.

8.2 Relation-centric approaches

Relation-centric approaches prioritize the extraction or prediction of relations between entities. L. Luo, Y.-F. Li, G. Haffari, and S. Pan [16] and Y. Wu *et al.* [17] illustrate this by instructing LLMs to construct reasoning paths based on relations that can be identified in the question. For this, they sample triples, or paths, that contain the identified relations. Afterwards, they use path pruning to exclude insignificant paths. L. Luo, Y.-F. Li, G. Haffari, and S. Pan [16] use an LLM reasoning module to prune the paths, where an LLM is asked to answer the question based on the given reasoning paths. Conversely, Y. Wu *et al.* [17] introduce a scoring mechanism that evaluates the relevance of the paths through a probabilistic model. In this model, the probability of a path is the product of the probabilities of all relations in the path, which are computed using a linear classification layer.

8.3 Other approaches

Multiple other approaches exist in the literature from which we briefly mention some of the recent ones that are related to the work presented in this paper. J. Park, A. Patel, O. Z. Khan, H. J. Kim, and J.-K. Kim [18] use a triple decomposition approach based on the structure of the graph, where they discard triples that are either misaligned with the graph or where the LLM has low confidence that the triples answer the question. This ensures that the remaining triples have relevance to the question. X. Li *et al.* [19] prompt the LLM to generate database queries based on the question. This has the advantage of interfacing with the knowledge graph in the same way as a human expert would. S. Li *et al.* [20] and D. Yu *et al.* [21] convert all Knowledge Graph triples to text, utilizing both dense and sparse retrievers to identify text-based paths. In the case of S. Li *et al.* [20], these paths are subsequently ranked using a multi-layer perceptron, with the top K paths being selected. This approach leverages the text-understanding capabilities of LLMs.

9 Conclusion & Outlook

The goal of this research was to enhance the accuracy and reliability of natural language question answering systems by integrating Large Language Models (LLMs) with Knowledge Graphs - with a focus on the biomedical domain. To achieve this, we developed a pipeline that leverages LLMs for generating Cypher queries, which are then validated and corrected using a query-checking algorithm. We evaluated this approach using a newly developed benchmark dataset of 50 biomedical questions, comparing the performance of several LLMs, including GPT-4 Turbo and llama3:70b.

Our results indicate that GPT-4 Turbo consistently outperformed the current open-source models in generating accurate Cypher queries. Although carefully crafted prompts led to significant improvements in the performance of the llama3:70b open-source model, it still did not reach the level of accuracy and reliability demonstrated by GPT-4 Turbo.

These findings suggest that while prompt engineering can enhance the capabilities of open-source models, there remains a noticeable gap between their performance and that of proprietary models when it comes to Cypher query generation. Further testing with a broader range of questions is recommended to fully assess each model's capabilities.

Moreover, this study contributes a valuable dataset of 50 biomedical questions and answers, tailored to a specific subset of PrimeKG. This resource could support future benchmarking efforts and inspire the development of similar datasets across various Knowledge Graphs.

Future enhancements to the system include expanding the GUI with additional features such as natural language result explanations or a better accessibility of various LLM parameters.

9.1 Outlook

Our findings highlight several opportunities for advancing and refining the current pipeline. Expanding testing to include a broader range of questions will be essential to fully evaluate the capabilities of different models. Additionally, enhancing the pipeline by incorporating semantic matching techniques, rather than relying solely on exact string matching, could significantly improve both accuracy and flexibility.

Looking forward, there are several promising directions for future work. A key focus will be the integration of a second language model to assist in evaluating or correcting query paths, which could further enhance the robustness of the system. Another important step will involve linking individual patient data to the Knowledge Graph, paving the way for a more personalized and practical tool for medical professionals. This system could integrate various data types, including omics and other health measurements, such as blood tests or EKG data, providing a comprehensive resource for medical decision-making.

Bibliography

- [1] Z. Xu, S. Jain, and M. Kankanhalli, “Hallucination is inevitable: An innate limitation of large language models,” *arXiv preprint arXiv:2401.11817*, 2024.
- [2] LangChain, “LangChain.” [Online]. Available: <https://github.com/langchain-ai/langchain>
- [3] N. Francis *et al.*, “Cypher: An evolving query language for property graphs,” in *Proceedings of the 2018 international conference on management of data*, 2018, pp. 1433–1445.
- [4] P. Chandak, K. Huang, and M. Zitnik, “Building a knowledge graph to enable precision medicine,” *Nature Scientific Data*, 2023, doi: <https://doi.org/10.1038/s41597-023-01960-3>.
- [5] P. Lewis *et al.*, “Retrieval-augmented generation for knowledge-intensive nlp tasks,” *Advances in Neural Information Processing Systems*, vol. 33, pp. 9459–9474, 2020.
- [6] Neo4j, “Neo4jGraph.” [Online]. Available: https://api.python.langchain.com/en/latest/graphs/langchain_community_graphs_neo4j_graph.Neo4jGraph.html
- [7] LangChain, “LangChain Expression Language (LCEL).” [Online]. Available: https://python.langchain.com/v0.1/docs/expression_language/
- [8] Ollama, “Ollama.” [Online]. Available: <https://ollama.com/>
- [9] Neo4j, “Neo4j DB QA chain.” [Online]. Available: https://python.langchain.com/docs/use_cases/graph/graph_cypher_qa
- [10] Streamlit, “Streamlit.” [Online]. Available: <https://streamlit.io/>
- [11] Neo4j, “Neo4j.” [Online]. Available: <https://neo4j.com/>
- [12] Z. Chen, D. Li, X. Zhao, B. Hu, and M. Zhang, “Temporal Knowledge Question Answering via Abstract Reasoning Induction,” *arXiv preprint arXiv:2311.09149*, 2023.
- [13] J. Sun *et al.*, “Think-on-graph: Deep and responsible reasoning of large language model with knowledge graph,” *arXiv preprint arXiv:2307.07697*, 2023.
- [14] K. Soman *et al.*, “Biomedical knowledge graph-enhanced prompt generation for large language models,” *arXiv preprint arXiv:2311.17330*, 2023.
- [15] Y. Li, R. Zhang, J. Liu, and G. Liu, “An Enhanced Prompt-Based LLM Reasoning Scheme via Knowledge Graph-Integrated Collaboration,” *arXiv preprint arXiv:2402.04978*, 2024.
- [16] L. Luo, Y.-F. Li, G. Haffari, and S. Pan, “Reasoning on graphs: Faithful and interpretable large language model reasoning,” *arXiv preprint arXiv:2310.01061*, 2023.
- [17] Y. Wu *et al.*, “Retrieve-Rewrite-Answer: A KG-to-Text Enhanced LLMs Framework for Knowledge Graph Question Answering,” *arXiv preprint arXiv:2309.11206*, 2023.
- [18] J. Park, A. Patel, O. Z. Khan, H. J. Kim, and J.-K. Kim, “Graph-Guided Reasoning for Multi-Hop Question Answering in Large Language Models,” *arXiv preprint arXiv:2311.09762*, 2023.
- [19] X. Li *et al.*, “Chain-of-Knowledge: Grounding Large Language Models via Dynamic Knowledge Adapting over Heterogeneous Sources,” *arXiv preprint arXiv:2305.13269*, 2023.
- [20] S. Li *et al.*, “Graph Reasoning for Question Answering with Triplet Retrieval,” *arXiv preprint arXiv:2305.18742*, 2023.

- [21] D. Yu *et al.*, “Decaf: Joint decoding of answers and logical forms for question answering over knowledge bases,” *arXiv preprint arXiv:2210.00063*, 2022.

1 Appendix

1.1 PrimeKG structure and changes

In optimizing PrimeKG for efficient testing, several modifications were made to its structure and names. The graph was first reduced to a 2-hop subgraph centered around ‘multiple sclerosis,’ cutting it down from around 8 million triples, 30 relational types, and 130,000 entities to about 45,000 triples, 22 unique relational types, and 7,400 distinct entities. This reduction aimed to make queries faster.

Additionally, the graph’s relational directionality was altered to make only self-relations bidirectional. This helped streamline information and improve logical consistency in sentence generation.

Finally, many relation display names were changed to make them clearer for language models. This effort intended to improve model answer generation in later stages, where sentences will be generated from the query results by the llm.

Type of Change	PrimeKG	Adjusted version	Reason
2-hop subgraph around 'multiple sclerosis'	~8M triples, 30 distinct relations, ~130k unique items	~45k triples, 22 distinct relations, ~7400 unique items	make querying graph faster
relation direction	all relations bidirectional	only self-relations bidirectional	shrink graph information, makes more sense in a sentence
rename display_relation for relation 'protein_protein'	ppi	protein-protein interaction	clearer for llm
rename display_relation for relation 'phenotype_protein'	associated with	gene/protein associated with phenotype	clearer for llm
rename display_relation for relation 'disease_phenotype__positive'	phenotype present	phenotype present in disease	clearer for llm
rename display_relation	associated with	gene/protein associated with disease	clearer for llm

rename display_relation for relation 'disease_protein'			
rename display_relation for relation 'disease_disease'	parent-child	related to disease	clearer for llm
rename display_relation for relation 'molfunc_protein'	interacts with	interacts with molecular function	clearer for llm
rename display_relation for relation 'cellcomp_protein'	interacts with	interacts with cellular component	clearer for llm
rename display_relation for relation 'bioprocess_protein'	interacts with	interacts with biological process	clearer for llm
rename display_relation for relation 'exposure_protein'	interacts with	interacts with gene_protein	clearer for llm
rename display_relation for relation 'exposure_disease'	linked to	disease linked to exposure	clearer for llm
rename display_relation for relation 'exposure_exposure'	parent-child	related to exposure	clearer for llm
rename display_relation for relation 'exposure_bioprocess'	interacts with	interacts with biological process	clearer for llm
rename display_relation	interacts with	interacts with molecular function	clearer for llm

for relation 'exposure_molfunc'			
rename display_relation for relation 'pathway_protein'	interacts with	interacts with pathway	clearer for llm
rename display_relation for relation 'anatomy_protein _present'	expression present	expression present in anatomical structure	clearer for llm
rename display_relation for relation 'anatomy_protein _absent'	expression absent	expression absent in anatomical structure	clearer for llm

1.2 Questions and answers

This table contains the 50 questions and answers that were used as a benchmark.

Question	Answer
What are the names of the drugs that are contraindicated when a patient has multiple sclerosis?	Ascorbic acid, Zinc gluconate
Which drugs are contraindicated when I have dermatitis?	Hydrocortisone, Cortisone acetate, Triamcinolone
Which drugs cause Alkalosis as a side effect?	Methylprednisolone, Prednisone
Which drugs have Anxiety as side effect?	Methylprednisolone, Prednisone, Hydrocortisone, Dexamethasone, Betamethasone
Which genes are expressed in the eye?	CBLB, RBPJ, KCNJ10, SLC11A1, CLEC16A
What genes are expressed in the nasopharynx?	RBPJ

What proteins interact with GRB2?	CBLB, GC, IL7R, P2RX7, TNFRSF1A, VCAM1
What proteins interact with the protein KPNA2?	CBLB, IL7R, IL10, VCAM1
What are off-label uses of Zinc gluconate?	methemoglobinemia, sulfhemoglobinemia, attention deficit-hyperactivity disorder, attention deficit hyperactivity disorder, inattentive type, gastroenteritis, acrodermatitis enteropathica
What are off-label uses for Ascorbic acid?	Coronavinae infectious disease
In which cellular components is a protein expressed that is associated with the Spasticity phenotype?	plasma membrane, cytoplasm, integral component of plasma membrane, membrane raft, actin cytoskeleton, glutamatergic synapse, mitochondrial outer membrane, integral component of presynaptic membrane, GABA-ergic synapse, growth cone, integral component of mitochondrial membrane
In which cellular components is a protein expressed that is associated with Nausea?	cytoplasm, extracellular space, extracellular region, secretory granule, secretory granule lumen
What side effects does a drug have that is indicated for Richter syndrome?	Abdominal distention, Abdominal pain, Adrenal insufficiency, Alkalosis, Alopecia, Alopecia of scalp, Anaphylactic shock, Poor appetite, Anxiety, Arrhythmia, Arthralgia, Hypertrophic cardiomyopathy, Corneal ulceration, Delusions, Inflammatory abnormality of the skin, Atopic dermatitis, Vertigo, Bruising susceptibility, Edema, Abnormality of the endocrine system, Seizure, Abnormality of the eye, Fatigue, Fever, Erythema, Recurrent fractures, Gastrointestinal hemorrhage, Glycosuria, Hallucinations, Headache, Cardiac arrest, Cardiomegaly, Congestive heart failure, Hepatomegaly, Hirsutism, Hypercholesterolemia, Hyperglycemia, Hyponatremia, Hyperthyroidism, Hypothyroidism, Abnormal joint morphology, Arthropathy, Lethargy,

	<p>Leukocytosis, Nausea, Abnormal peripheral nervous system morphology, Polyneuropathy, Peripheral neuropathy, Avascular necrosis, Osteoporosis, Generalized osteoporosis, Pancreatitis, Optic neuritis, Papilledema, Paraplegia, Paresthesia, Peptic ulcer, Petechiae, Pruritus, Pulmonary edema, Facial erythema, Loss of consciousness, Syncope, Tachycardia, Telangiectasia, Thrombophlebitis, Vasculitis, Vomiting, Increased body weight, Agitation, Emotional lability, Mood swings, Mood changes, Dermal atrophy, EEG abnormality, Impaired glucose tolerance, Growth delay, Increased intracranial pressure, Muscle weakness, Tendon rupture, Striae distensae, Irregular menstruation, Malnutrition, Abnormality of the skin, Paraparesis, Myalgia, Polyphagia, Memory impairment, Ocular hypertension, Subcapsular cataract, Personality changes, Vertebral compression fractures, Myopathy, Lipoatrophy, Mania, Blurred vision, Scaling skin, Hyperactivity, Hyperkinetic movements, Bradycardia, Dementia, Facial edema, Hyperhidrosis, Dry skin</p>
<p>If I take drugs for dry eye syndrome, what side effects will they have?</p>	<p>Abdominal distention, Anaphylactic shock, Arrhythmia, Hypertrophic cardiomyopathy, Corneal ulceration, Atopic dermatitis, Bruising susceptibility, Edema, Inflammatory abnormality of the skin, Headache, Cardiac arrest, Cardiomegaly, Congestive heart failure, Hepatomegaly, Hirsutism, Hypernatremia, Abnormal joint morphology, Arthropathy, Keratitis, Mydriasis, Nausea, Abnormal peripheral nervous system morphology, Polyneuropathy, Peripheral neuropathy, Osteoporosis, Generalized osteoporosis, Pancreatitis, Optic neuritis, Papilledema, Paraplegia, Paresthesia, Peptic ulcer, Petechiae, Pulmonary edema, Seizure, Vertigo, Loss of consciousness,</p>

	<p>Syncope, Tachycardia, Thrombophlebitis, Vasculitis, Increased body weight, Hypokalemic alkalosis, Emotional lability, Mood swings, Mood changes, Avascular necrosis, Increased intracranial pressure, Muscle weakness, Tendon rupture, Striae distensae, Irregular menstruation, Paraparesis, Polyphagia, Ocular hypertension, Subcapsular cataract, Erythema, Personality changes, Vertebral compression fractures, Myopathy, Blurred vision, Bradycardia, Visual impairment, Pain, Hyperhidrosis, Dry skin</p>
<p>In what anatomical structures is there no expression of proteins that interact with leukocyte migration?</p>	<p>cerebellar vermis</p>
<p>In what anatomical structures is there no expression of proteins that interact with cell migration?</p>	<p>vastus lateralis, cerebellar vermis</p>
<p>What genes and biological processes does an exposure to Tobacco Smoke Pollution interact with?</p>	<p>regulation of blood pressure, triglyceride metabolic process, respiratory system process, gene expression, DNA methylation, spermatogenesis, cognition, regulation of DNA methylation, developmental growth, immune response, cholesterol metabolic process, behavior, lipid metabolic process, DNA methylation on cytosine within a CG sequence, inflammatory response, regulation of gene silencing by miRNA, regulation of respiratory gaseous exchange, DNA metabolic process, respiratory gaseous exchange by respiratory system, menopause, circulatory system process, mRNA methylation, feeding behavior, hypersensitivity, estrone secretion, alanine metabolic process, lactate metabolic process, IFNG, IL1B, ARNT, ATF6B, BNIP3L, DDB2, FTH1, GADD45A, RAD51, TP53, TXN, AHRR, CNTNAP2, CYP1A1, EXT1, GFI1, HLA-DPB2, MYO1G, RUNX1, TTC7B, F2RL3, SLC7A8, C11orf52, FRMD4A, IL1B, IFNG, IL4, TNF, SERPINE1</p>

<p>What genes and biological processes does an exposure to Lead interact with?</p>	<p>regulation of blood pressure, gene expression, cognition, head development, regulation of DNA methylation, glucose metabolic process, mitochondrial DNA metabolic process, behavior, lipid metabolic process, DNA methylation on cytosine within a CG sequence, regulation of heart rate, memory, regulation of systemic arterial blood pressure, response to oxidative stress, psychomotor behavior, hemoglobin biosynthetic process, visual perception, developmental process involved in reproduction, metabolic process, regulation of humoral immune response mediated by circulating immunoglobulin, glomerular filtration, cortisol metabolic process, detection of oxidative stress, tissue homeostasis, social behavior, calcium ion homeostasis, heart contraction, humoral immune response, lymphocyte mediated immunity, transport, ethanolamine metabolic process, glutamate metabolic process, urea metabolic process, regulation of cortisol secretion, inositol metabolic process, DNA methylation involved in gamete generation, regulation of multicellular organism growth, regulation of amyloid-beta formation, regulation of genetic imprinting, positive regulation of multicellular organism growth, sensory perception of sound, homocysteine metabolic process, response to auditory stimulus, renal filtration, response to lead ion, detection of mechanical stimulus involved in sensory perception, cellular amine metabolic process, choline metabolic process, creatine metabolic process, brain development, ICAM1, ADAM9, LRPAP1, RTN4, APP, IL6, TNFRSF1B, CRP, ICAM1, H19, HYMAI, IGF2, PEG3, PLAGL1, MIR10A, MIR146A, MIR190B, MIR431, MIR651, IGF1, HEXB, B2M, MIR222, ALB, PON1</p>
--	---

<p>With which pathways do proteins interact that are associated with sleep-wake disorder?</p>	<p>Interleukin-1 processing, Pyroptosis, CLEC7A/inflammasome pathway, Interleukin-10 signaling, Interleukin-4 and Interleukin-13 signaling, Interleukin-1 signaling, Purinergic signaling in leishmaniasis infection, Opioid Signalling, Androgen biosynthesis, Glucocorticoid biosynthesis, G-protein activation, Peptide hormone biosynthesis, Endogenous sterols, Peptide ligand-binding receptors, G alpha (s) signalling events, G alpha (i) signalling events, Defective ACTH causes obesity and POMCD, FOXO-mediated transcription of oxidative stress, metabolic and neuronal genes, ADORA2B mediated anti-inflammatory cytokines production</p>
<p>With which pathways do proteins interact that are associated with sickle cell anemia?</p>	<p>Immunoregulatory interactions between a Lymphoid and a non-Lymphoid cell, Integrin cell surface interactions, Interleukin-4 and Interleukin-13 signaling, Interferon gamma signaling</p>
<p>What are phenotypes that gene POMC is associated with that also occur in neuromyelitis optica?</p>	<p>Ocular pain, Nausea</p>
<p>What are phenotypes that gene IFNG is associated with that also occur in neuromyelitis optica?</p>	<p>Nausea</p>
<p>What drugs should I take if I have a disease because of an exposure to Lead?</p>	<p>Methylprednisolone, Prednisone, Dalfampridine, Prednisolone, Hydrocortisone, Cortisone acetate, Hydrocortisone acetate, Dexamethasone, Betamethasone, Natalizumab, Teriflunomide, Ozanimod, Triamcinolone</p>
<p>What drugs should I take if I have a disease because of an exposure to Tobacco Smoke Pollution?</p>	<p>Methylprednisolone, Prednisone, Dalfampridine, Prednisolone, Hydrocortisone, Cortisone acetate, Hydrocortisone acetate, Dexamethasone, Betamethasone, Natalizumab, Teriflunomide, Ozanimod, Triamcinolone</p>

<p>What diseases are the diseases where Dalfampridine is contraindicated for related to?</p>	<p>brain disease</p>
<p>What diseases are the diseases where Morphine is contraindicated for related to?</p>	<p>multiple sclerosis, megalencephalic leukoencephalopathy with cysts, encephalopathy, acute, infection-induced, diabetic encephalopathy, hydrocephalus, brain compression, cerebral sarcoidosis, hepatic encephalopathy, visual pathway disease, central nervous system origin vertigo, cerebellar disease, olfactory nerve disease, thalamic disease, pituitary gland disease, disorder of optic chiasm, basal ganglia disease, epilepsy, mental disorder, subarachnoid hemorrhage (disease), central nervous system cyst (disease), migraine disorder, prion disease, delayed encephalopathy after acute carbon monoxide poisoning, cerebral malaria, akinetic mutism, Reye syndrome, brain edema, encephalomalacia, intracranial hypertension, intracranial hypotension, kernicterus, Wernicke encephalopathy, encephalopathy, recurrent, of childhood, progressive bulbar palsy, cerebrovascular disorder, disorder of medulla oblongata, brain inflammatory disease, narcolepsy-cataplexy syndrome, meningoencephalocele, cerebral sinovenous thrombosis, autoimmune encephalopathy with parasomnia and obstructive sleep apnea, neurometabolic disease, cerebral organic aciduria, narcolepsy without cataplexy, cerebral lipidosis with dementia, brain neoplasm, colpocephaly, corpus callosum agenesis of blepharophimosis robin type, corpus callosum dysgenesis X-linked recessive, corpus callosum dysgenesis cleft spasm, corpus callosum dysgenesis hypopituitarism, cerebral degeneration, brain injury, encephalopathy, cluster headache syndrome, cerebral cortex disease, midbrain disease, central nervous system disease</p>

<p>Which cellular components do the proteins an exposure to Lead affects interact with?</p>	<p>extracellular space, extracellular exosome, collagen-containing extracellular matrix, cell surface, plasma membrane, membrane, integral component of plasma membrane, external side of plasma membrane, membrane raft, focal adhesion, immunological synapse</p>
<p>Which cellular components do the proteins an exposure to Tobacco Smoke Pollution affects interact with?</p>	<p>extracellular space, extracellular region, cytosol, lysosome</p>
<p>What genes are associated with diseases that are linked to an exposure to Lead?</p>	<p>APOE, BCHE, CASP1, CBLB, CD6, CD40, CD58, CNR1, GC, HLA-DPB1, HLA-DQB1, HLA-DRA, HLA-DRB1, ICAM1, IRF8, IFNB1, IFNG, RBPJ, IL1B, IL1RN, IL2RA, IL7, IL7R, IL10, IL12A, IL17A, KCNJ10, MCAM, CLDN11, P2RX7, PDCD1, POMC, NECTIN2, SELE, SLC11A1, STAT4, TNFAIP3, TNFRSF1A, TYK2, VCAM1, VDR, TNFSF14, KIF1B, CLEC16A, NLRP3</p>
<p>What genes are associated with diseases that are linked to an exposure to Mercury?</p>	<p>APOE, BCHE, CASP1, CBLB, CD6, CD40, CD58, CNR1, GC, HLA-DPB1, HLA-DQB1, HLA-DRA, HLA-DRB1, ICAM1, IRF8, IFNB1, IFNG, RBPJ, IL1B, IL1RN, IL2RA, IL7, IL7R, IL10, IL12A, IL17A, KCNJ10, MCAM, CLDN11, P2RX7, PDCD1, POMC, NECTIN2, SELE, SLC11A1, STAT4, TNFAIP3, TNFRSF1A, TYK2, VCAM1, VDR, TNFSF14, KIF1B, CLEC16A, NLRP3</p>
<p>What side effects of the drug Methylprednisolone are similar to the multiple sclerosis phenotype?</p>	<p>Emotional lability, Paresthesia, Muscle Weakness, Paraplegia, Optic neuritis, Nausea</p>
<p>What side effects of the drug Prednisone are similar to the multiple sclerosis phenotype?</p>	<p>Paresthesia, Optic neuritis, Muscle weakness, Emotional lability, Nausea, Paraplegia</p>
<p>Which drug is contraindicated in a disease that was linked to an exposure to something that interacts with the protein IFNG?</p>	<p>Ascorbic acid, Zinc gluconate, Methylprednisolone, Prednisone, Prednisolone, Hydrocortisone, Cortisone acetate, Hydrocortisone acetate,</p>

	Dexamethasone, Betamethasone, Triamcinolone
Which drug is contraindicated in a disease that was linked to an exposure to something that interacts with the protein IL1B?	Ascorbic acid, Zinc gluconate, Methylprednisolone, Prednisone, Prednisolone, Hydrocortisone, Cortisone acetate, Hydrocortisone acetate, Dexamethasone, Betamethasone, Triamcinolone
What pathways do the exposures that can lead to multiple sclerosis interact with?	Immunoregulatory interactions between a Lymphoid and a non-Lymphoid cell, Integrin cell surface interactions, Interleukin-10 signaling, Interleukin-4 and Interleukin-13 signaling, Interferon gamma signaling, Regulation of IFNG signaling, RUNX1 and FOXP3 control the development of regulatory T lymphocytes (Tregs), Gene and protein expression by JAK-STAT signaling after Interleukin-12 stimulation, Interleukin-1 processing, Pyroptosis, CLEC7A/ inflammasome pathway, Interleukin-1 signaling, Purinergic signaling in leishmaniasis infection
What pathways do the exposures that can lead to atopic eczema interact with?	Immunoregulatory interactions between a Lymphoid and a non-Lymphoid cell, Integrin cell surface interactions, Interleukin-10 signaling, Interleukin-4 and Interleukin-13 signaling, Interferon gamma signaling
Which exposure can affect drugs that are approved for off-label-use for dermatitis?	Chlorpyrifos, glyphosate, Insecticides, Organophosphates, Pesticides, Lead, Tobacco Smoke Pollution
Which exposure can affect drugs that are approved for off-label-use for heart disease?	Chlorpyrifos, glyphosate, Insecticides, Organophosphates, Pesticides, Lead, Tobacco Smoke Pollution
Which drugs have synergistic interactions with drugs that are affected by proteins that CASP1 has protein-protein interactions with?	Methylprednisolone, Prednisone, Prednisolone, Hydrocortisone, Cortisone acetate, Hydrocortisone acetate, Dexamethasone, Zinc gluconate,

	Betamethasone, Natalizumab, Teriflunomide, Ozanimod, Triamcinolone
Which drugs have synergistic interactions with drugs that are affected by proteins that IL1B has protein-protein interactions with?	Methylprednisolone, Prednisone, Dalfampridine, Prednisolone, Hydrocortisone, Cortisone acetate, Hydrocortisone acetate, Dexamethasone, Zinc gluconate, Betamethasone, Triamcinolone
Which biological processes are affected by the gene APOE which are also affected by an exposure to something that is linked to multiple sclerosis?	cholesterol homeostasis, triglyceride metabolic process, cholesterol metabolic process, gene expression
Which biological processes are affected by the gene IL1B which are also affected by an exposure to something that is linked to multiple sclerosis?	inflammatory response, immune response
What drugs should I not take for a disease that I got because exposure to Tobacco Smoke Pollution interacts with a protein relevant to that disease?	Ascorbic acid, Zinc gluconate, Methylprednisolone, Prednisone, Dalfampridine, Prednisolone, Hydrocortisone, Cortisone acetate, Hydrocortisone acetate, Dexamethasone, Betamethasone, Ozanimod, Triamcinolone, Tolvaptan, Nelarabine
What drugs should I not take for a disease that I got because exposure to Lead interacts with a protein relevant to that disease?	Ascorbic acid, Zinc gluconate, Methylprednisolone, Prednisone, Prednisolone, Hydrocortisone, Cortisone acetate, Hydrocortisone acetate, Dexamethasone, Betamethasone, Ozanimod, Triamcinolone, Tolvaptan, Nelarabine
What side effects does Prednisone have that also occur when a protein is expressed that is influenced by exposure to Tobacco Smoke Pollution?	Memory impairment, Fever, Leukocytosis, Lethargy, Cardiomegaly, Nausea, Seizure, Vomiting
What side effects does Dexamethasone have that also occur when a protein is expressed that is influenced by exposure to Tobacco Smoke Pollution?	Fever, Leukocytosis, Lethargy, Cardiomegaly, Nausea, Seizure, Vomiting

What drugs can I take that are indicated for a disease whose phenotype is associated with the gene POMC?	Eculizumab
What drugs can I take that are indicated for a disease whose phenotype is associated with the gene IFNG?	Eculizumab
What drugs can I take that are approved for off-label-use for a disease that I got because exposure to Tobacco Smoke Pollution interacts with a protein relevant to that disease?	Methylprednisolone, Prednisone, Prednisolone, Hydrocortisone, Cortisone acetate, Dexamethasone, Betamethasone, Triamcinolone
What drugs can I take that are approved for off-label-use for a disease that I got because exposure to Particulate Matter interacts with a protein relevant to that disease?	Methylprednisolone, Prednisone, Prednisolone, Hydrocortisone, Cortisone acetate, Dexamethasone, Betamethasone, Triamcinolone

1.3 Cypher generation prompts

1.3.1 Zero-shot

Task:Generate Cypher statement to query a graph database.

Instructions:

Use only the provided relationship types and properties in the schema.

Do not use any other relationship types or properties that are not provided.

The cypher statement should only return nodes that are specifically asked for in the question.

Absolutely do not use the asterisk operator (*) in the cypher statement. It is a little star sign next to the relation. Do not use it!

Schema:

{schema}

Note: Do not include any explanations or apologies in your responses.

Do not respond to any questions that might ask anything else than for you to construct a Cypher statement.

Do not include any text except the generated Cypher statement.

The question is:

{question}

1.3.2 One-shot

Task:Generate Cypher statement to query a graph database.

Instructions:

Use only the provided relationship types and properties in the schema.

Do not use any other relationship types or properties that are not provided.

The cypher statement should only return nodes that are specifically asked for in the question.

Absolutely do not use the asterisk operator (*) in the cypher statement. It is a little star sign next to the relation. Do not use it!

Schema:

```
{schema}
```

Note: Do not include any explanations or apologies in your responses.

Do not respond to any questions that might ask anything else than for you to construct a Cypher statement.

Do not include any text except the generated Cypher statement.

Follow these Cypher example when Generating Cypher statements:

```
# How many actors played in Top Gun?
```

```
MATCH (m:movie {{name:"Top Gun"}})<-[:acted_in]-(a:actor)
```

```
RETURN a.name
```

The question is:

```
{question}
```

1.3.3 Few-shot

Task:Generate Cypher statement to query a graph database.

Instructions:

Use only the provided relationship types and properties in the schema.

Do not use any other relationship types or properties that are not provided.

The cypher statement should only return nodes that are specifically asked for in the question.

Absolutely do not use the asterisk operator (*) in the cypher statement. It is a little star sign next to the relation. Do not use it! Schema:

```
{schema}
```

Note: Do not include any explanations or apologies in your responses.

Do not respond to any questions that might ask anything else than for you to construct a Cypher statement.

Do not include any text except the generated Cypher statement.

Follow these Cypher example when Generating Cypher statements:

```
# Which actors played in Top Gun?
```

```
MATCH (m:movie {{name:"Top Gun"}})<-[:acted_in]-(a:actor)
```

```
RETURN a.name
```

```
# What town were the actors that played in Top Gun born in?
```

```
MATCH (m:movie {{name:"Top Gun"}})<-[:acted_in]-(a:actor)-[:born_in]->(t:town)
```

```
RETURN t.name
```

```
# What are the mayors of the towns that the actors that played in Top Gun were born in?
```

```
MATCH (m:movie {{name:"Top Gun"}})<-[:acted_in]-(a:actor)-[:born_in]->(t:town)<-[:is_mayor]-(m:mayor)
```

```
RETURN m.name
```

The question is:

```
{question}
```

1.3.4 Simple prompt

Task:Generate Cypher statement to query a graph database.

Schema:

```
{schema}
```

Note: Do not include any explanations or apologies in your responses.

Do not respond to any questions that might ask anything else than for you to construct a

Cypher statement.

Do not include any text except the generated Cypher statement.

The question is:

{question}

1.3.5 Syntax prompt

Task:Generate Cypher statement to query a graph database.

Instructions:

Use only the provided relationship types and properties in the schema.

Do not use any other relationship types or properties that are not provided.

The cypher statement should only return nodes that are specifically asked for in the question.

Absolutely do not use the asterisk operator (*) in the cypher statement. It is a little star sign next to the relation. Do not use it!

Please pay attention only to use valid cypher syntax!

Schema:

{schema}

Note: Do not include any explanations or apologies in your responses.

Do not respond to any questions that might ask anything else than for you to construct a Cypher statement.

Do not include any text except the generated Cypher statement.

The question is:

{question}

1.3.6 Social engineering prompt

Task:Generate Cypher statement to query a graph database. It is extremely important that you don't make any mistakes, or I will get fired!

Instructions:

Use only the provided relationship types and properties in the schema.

Do not use any other relationship types or properties that are not provided.

The cypher statement should only return nodes that are specifically asked for in the question.

Absolutely do not use the asterisk operator (*) in the cypher statement. It is a little star sign next to the relation. Do not use it!

Schema:

{schema}

Note: Do not include any explanations or apologies in your responses.

Do not respond to any questions that might ask anything else than for you to construct a Cypher statement.

Do not include any text except the generated Cypher statement.

The question is:

{question}

1.3.7 Role prompt

You are a very knowledgeable cypher query expert with years of experience. Task:Generate Cypher statement to query a graph database.

Instructions:

Use only the provided relationship types and properties in the schema.

Do not use any other relationship types or properties that are not provided.

The cypher statement should only return nodes that are specifically asked for in the question. Absolutely do not use the asterisk operator (*) in the cypher statement. It is a little star sign next to the relation. Do not use it!

Schema:

{schema}

Note: Do not include any explanations or apologies in your responses.

Do not respond to any questions that might ask anything else than for you to construct a Cypher statement.

Do not include any text except the generated Cypher statement.

The question is:

{question}

1.3.8 Llama3:70b custom prompt

Task:Generate Cypher statement to query a graph database. It is extremely important that you don't make any mistakes, or I will get fired!

Instructions:

Use only the provided relationship types and properties in the schema.

Do not use any other relationship types or properties that are not provided.

The cypher statement should only return nodes that are specifically asked for in the question.

Absolutely do not use the asterisk operator (*) in the cypher statement. It is a little star sign next to the relation. Do not use it! Schema:

{schema}

Note: Do not include any explanations or apologies in your responses.

Do not respond to any questions that might ask anything else than for you to construct a Cypher statement.

Do not include any text except the generated Cypher statement.

Follow these Cypher example when Generating Cypher statements:

Which actors played in Top Gun?

```
MATCH (m:movie {{name:"Top Gun"}})-[:acted_in]-(a:actor)
```

```
RETURN a.name
```

What town were the actors that played in Top Gun born in?

```
MATCH (m:movie {{name:"Top Gun"}})-[:acted_in]-(a:actor)-[:born_in]->(t:town)
```

```
RETURN t.name
```

What are the mayors of the towns that the actors that played in Top Gun were born in?

```
MATCH (m:movie {{name:"Top Gun"}})-[:acted_in]-(a:actor)-[:born_in]->(t:town)-[:is_mayor]-(m:mayor)
```

```
RETURN m.name
```

The question is:

{question}