

Is methane the “climate culprit”? Fixing the "Broken Record" while unmasking the dangers of using imprecise, long-term GWP for methane to address the climate emergency.

“Broken Record - Temperatures hit new highs, yet world fails to cut emissions (again)”: Emissions Gap Report, 2023.

Authors: Roger W. Bryenton¹, BAsc, MBA; Farrukh A. Chishtie², PhD; Mujtaba Hassan³, PhD; Tom Mommsen⁴, PhD; Devyani Singh⁵ PhD.

Sep 2pm, 2024

Abstract

Methane (CH₄) is a potent greenhouse gas (GHG) with a short atmospheric half life (~8.4 yrs) and a high short-term impact on global warming, considerably higher than CO₂ (Kleinberg, 2020, Balcombe et al 2018). Traditional metrics such as the 100-year Global Warming Potential (GWP₁₀₀) mask methane's short-term, negative, climatic effects, potentially leading to inadequate policy responses (Kleinberg, 2020). This letter examines the limitations of GWP₁₀₀ in capturing methane's true climate impact, explores alternative metrics, and discusses the implications of underreporting methane emissions. We highlight the necessity of adopting a more immediate perspective on methane to accelerate climate emergency action while noting the adverse effect of the rapid growth rate of methane emissions on reduction efforts.

Further, we hope that in the immediate future, during COP29, policymakers will adopt actions that give appropriate attention to methane's short-term warming potential in order to dramatically reduce methane emissions, and address the immediate climate crisis.

Summary Points for Policy Makers.

1. Increased monitoring with timely, frequent reporting, to support stringent policies.
2. Urgent development and implementation of policies committing to planned phase out of existing greenhouse gas emission sources prioritized by level of emissions, including existing and planned fossil projects replaced by renewable energy sources.
3. Immediate methane emission reductions for both “reported” and “natural” sources with increased investment by government and private, and penalties for target failures.
4. Improved, expanded communication among researchers, public and policy makers.

¹ Independent researcher and PhD candidate, Vancouver, Canada; ² Peaceful Society, Science and Innovation Foundation, Vancouver, Canada; ³ Department of Space Science, Institute of Space Technology, Islamabad, Pakistan ; ⁴ School of Environmental Studies, University of Victoria, Canada;

⁵ Independent researcher, Vancouver, Canada.

Correspondence: Roger Bryenton(roger.bryenton@earthlink.net)

Introduction

The 2023 UNEP Emissions Gap Report underscores the urgency of addressing climate change, noting that greenhouse gas (GHG) emissions reached a new high in 2022, with global average temperatures rising to 1.8°C above pre-industrial levels (UNEP, 2023). Among the GHGs, methane stands out due to its high radiative efficiency and shorter atmospheric lifespan compared to carbon dioxide (CO₂). Methane emissions in 2022 were estimated at 10.8 Gt CO₂-eq (100 year), (IPCC AR6:27.9 CO₂-e), making it a substantial contributor to global warming (UNEP, Emissions Gap Report, 2023). Global temperatures increased further in 2023.

Greenhouse Gas Emissions: Rates and Concentrations

The present atmospheric concentration of CO₂ is approximately 424 parts per million (ppm) (NOAA, 2024), increasing at a rate of 2.4 ppm/year or 0.5% per year. CO₂ decays slowly, thus the replacement rate is also slow. In contrast, methane's concentration is 200-times lower than CO₂, at 1.926 ppm (1926 parts per billion (ppb)) with a much shorter lifetime, of around 8 years, with a perturbation lifetime of 12.4 years (IPCC AR5, AR6). It is increasing at just under 1% per year, (.88%), almost double that of CO₂. With methane's faster decay, approximately 8.3 percent (160 ppb) must be replaced annually to maintain a steady atmospheric concentration. Compared to the annual increase of 17 ppb, this replacement flow is far greater than the annual increase. Thus, small changes in the decay rate can flip the apparent growth rate between increases and decreases.

This letter identifies the decay rate as an important consideration not identified by other researchers, and may help explain recent changes in methane growth rates, annual concentrations and accelerating global warming. The effect of concentrations and growth rates upon the warming rate is described in detail in the following sections.

Foundations of Global Warming Potential

The Global Warming Potential (GWP) metric, developed under the Kyoto Protocol and adopted by the IPCC, is used to compare the impact of different GHGs on climate forcing by converting their emissions into CO₂ equivalents (CO₂-e). This letter notes:

1. The short-term impact of methane is much greater than the generally accepted GWP of 100 years which uses a warming factor of 25 to 27.9 (IPCC, AR5 and AR6), to report methane's climate impact. This is much lower than the immediate warming factor of 120 (Balcombe, 2018 and Howarth, 2021);

2. The fundamental assumption is that emissions are linear, either a pulse or flow, and do not increase in a non-linear or exponential manner;
3. Anthropogenic emissions are of concern, while “natural” methane emissions are not under human control, thus often are omitted from national reported emissions, and,
4. That little attention, if any, has been given to the non-linear effects that anthropogenic emissions may have on “natural emissions”, which eventually will result in irreversible warming feedback loops.

GWP is defined as the time-integrated radiative forcing of a pulse emission over a specified time horizon, relative to CO₂. The most commonly-used time horizon is 100 years (GWP₁₀₀), which assigns a value of 25-28 to methane; 25 is most commonly used, conforming to IPCC’s AR4 and AR5 convention, while 28 is used for AR6 methodologies. (Balcombe et al., 2018; Howarth, 2014). However, this metric has substantial limitations:

1. **Time Horizon Selection:** The choice of time horizon affects the GWP value. Methane's GWP is much higher over shorter timeframes (120 in the immediate, one year time, (Balcombe et al, 2018, and Howarth, 2021) and 105 over 10 years, (Shindell, Howarth, and Hughes), reflecting its intense short-term impact as seen in Figure 1 (Howarth, 2014).

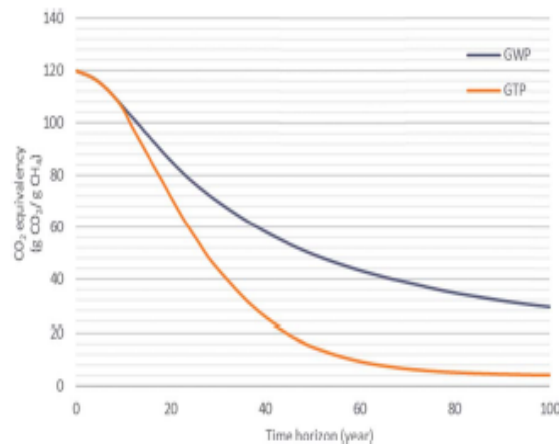


Figure 1. CO₂ equivalence over different time horizons. GWP and GTP are equal for 10 years (Balcombe et al, 2018). GTP, Global Temperature Potential, is a measure of the temperature change at the end of the time period, relative to CO₂ which for very short terms, up to 10 years, is equivalent to the short term GWP, of 120 times CO₂.

Over ten years, the warming effects from CO₂ and CH₄ are approximately equal as shown below but change with longer time frames, due to the faster decay of methane in the atmosphere.

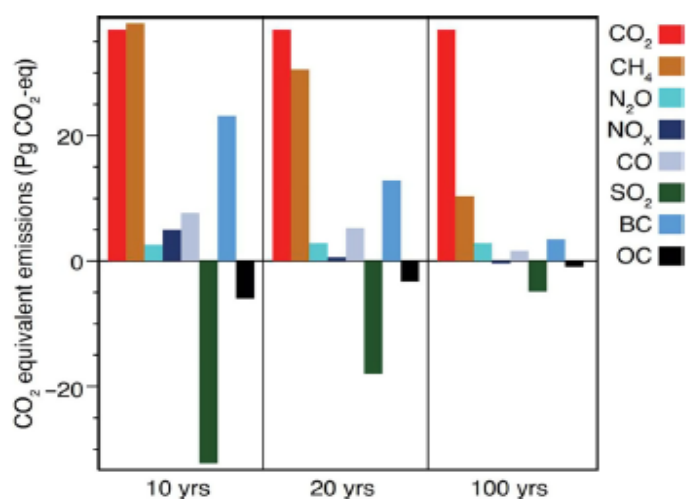


Figure 2. Over a ten year horizon, (left panel), warming from methane emissions (second, brown bar) exceeds that from CO₂ emissions, (first, red bar) (Howarth et al, 2014).

2. **Physical Basis:** GWP measures radiative forcing rather than direct temperature change, which can misrepresent the immediate climate impacts of methane emissions, as seen in Figure 1. Note that Global Temperature Potential, GTP is equivalent to GWP for years one through ten (Balcombe et al., 2018).
3. **Pulse Emissions Focus:** GWP is based on single pulse emissions, not accounting for sustained or variable emissions, especially non-linearly increasing emission profiles, typical of many GHG sources (Balcombe et al., 2018).

Re-evaluating Methane's Impact

Methane's higher short-term warming potential means its short-term effects on climate are substantial. During its perturbation lifetime of approximately 12.4 years, methane's short-term GWP, (GWP₁) can be as high as 120 (Howarth, 2014; Balcombe, 2018). This contrasts sharply with the GWP₁₀₀, a CO₂e of 25, which significantly underestimates methane's short-term impacts by a factor of 4.8 and can lead to policy measures that fail to address urgent climatic changes effectively (Ocko et al, 2021).

To better understand the role and importance of methane in global heating, we recalculated the Emissions Gap Report's 2022 methane emissions using a GWP₁ of 120, more closely reflecting what the atmosphere experiences. This drastically increases the warming effect, increasing the total methane emissions from 10.8 Gt to 45.5 Gt CO₂-e, while also increasing the global total to 92.1 Gt CO₂-e, a 60% rise (UNEP, 2023). This recalculation highlights methane's dominant role as a warming agent, surpassing CO₂ by 20%. Clearly, the use of a GWP of 100 years for the

Emissions Gap Report is not consistent with recent scientific findings. (Broken Record, UNEP using AR6; Forster et al, 2021).

GWP* as an Alternative Metric

Besides GWP₁₀₀, recent studies propose alternative metrics like GWP*, which critique that GWP is a model-based entity rather than a metric (Allen et al, 2018; Lynch et al, 2020). GWP* aims to more accurately capture the temperature implications of short-lived pollutants like methane (Lynch et al, 2020; Meinshausen & Nicholls, 2022). GWP* scales GWP by its time horizon and considers emission rate changes over time, thus providing a more accurate representation of methane's impact on global warming, longer-term. It is a unified and refined representation of all GHG's, and while GWP* offers theoretical advantages, it also introduces significant variability and may be inconsistent with existing climate policy frameworks (Meinshausen & Nicholls, 2022).

This letter finds that time horizons for GWP and GWP* vary from 50 to 500 years in most cases, and thus cannot provide useful guidance to short-term or immediate warming factors, particularly for methane, with its short lifetime and rapid decay. Moreover, cumulative emissions are not relevant in the very short term. For longer term evaluations, 20 years or more, GWP* holds considerable opportunity for warming potential assessment, but is not suited to help determine the best immediate or “emergency response”.

“GWP^{eff}” as a Simplified Indicator of Short-Term Warming

This letter, offers a “warming concept”, GWP^{eff}, to simplify climate-warming science, particularly for non-academics. It introduces the concept of a “warming unit”, a straightforward approach to understanding the short-term warming from a gas. It is a useful and simple concept enabling policy makers to understand the immediate effect and benefit of methane emissions reductions. This is “GWP^{eff}” or “effective warming”, that does not require extensive modelling or atmospheric science understanding. Using Balcombe's et al, and Howarth's GWP₁ (year one or immediate warming factor) of 120 for the very-short-term impact on warming, we apply those GWP numbers to the concentration of gases.

Comparing the immediate “Effective Warming” of two gases: CO₂ and CH₄.

For CO₂, at 424 ppm, with a GWP of unity, the short-term “Effective Warming” will be $424 \times 1 = 424$ “Warming Units”. Methane, at 1.926 ppm and a short-term GWP of 120, will be $1.926 \times 120 = 231$ “Warming Units”. This results in methane having 54% of CO₂'s warming effect, or 35% overall. This approach is also supported by research from Ocko and colleagues (Ocko, 2021,) stating the “100 year time horizon undervalues the role of short lived climate pollutants

... in driving near term and rate of warming”, and Howarth’s “Bridge to Nowhere” (Howarth, 2014).

For the annual rate of increase of concentrations of CO₂ and methane, a similar, simplified approach can be used to estimate the warming effect of those annual increases, as follows. The annual increase of the warming effect of CO₂ will be the increase in concentration x GWP = 2.4 ppm x 1 = 2.4 “Warming Units”. For CH₄, in 2021-2022 the annual increase of warming effect was 17 ppb or .017 ppm x 120 = 2.04 “warming units”, or 85% of the warming effect of CO₂.

It is clear that the short-term warming effects of annual increases of both CO₂ and CH₄ are similar, (cf. Fig. 2), a fact that is not apparent when using a warming time horizon of 100 years, as done in the Emissions Gap Report (IPCC, AR6). Overlooking this important fact, that methane’s contribution to global warming is approximately equal to CO₂, leads to non-optimal policies and mitigation strategies. Not only is methane’s contribution greater than is generally recognized, the growth rate increase is double that of CO₂ leading to exponential increases.

Methane’s contribution to warming is particularly important to reducing fugitive emissions from fossil fuel extraction, and emissions from wildfires. While fires are not directly “anthropogenic” and thus not included in published emission inventories they have recently exceeded other emissions as described below. Fires are more frequent and hotter thus emissions are influenced by humans; also by response time and effort. This is particularly relevant for methane emissions, because “natural” methane generation is also influenced by anthropogenic emissions which increase global temperatures, leading to further, exponential, methane increases and eventual climate runaway or escalating temperature tipping points.

Implications for Climate Impact and Policy

The under-reporting and misrepresentation of methane’s true impact using GWP₁₀₀ have significant implications for climate policy and mitigation efforts:

1. **Accelerated Warming:** We contend that consistently underestimating methane's impact has lead to policies that do not sufficiently address its contribution to near-term warming. Given methane's high GWP over short periods, its true climatic effect is immediate and substantial, accelerating global temperature rise (Howarth, 2014). This is particularly relevant, in a non-linear, exponential and temperature related manner when biological emissions of methane are considered, such as waste decomposition, melting permafrost, and shallow northern-area ponds. Biological systems generally respond exponentially to rising temperature, doubling for every 5 to 10 °C. For instance methane generation in anaerobic sediments at 5°C will be minimal but by 40°C, methane

production would be more than 100 times higher. In July, 2023 in the Arctic area of Normal Wells, NT, Canada (Lat 65°, 16' N), the temperature reached 37.9°C, 15 ° C above the normal mean daily maximum in July. Thus, methane generation from Arctic and sub-Arctic regions may be experiencing substantial methane emissions increases; research that is ongoing.

A recent report and chart of methane emissions from Utqiagvik (Barrow), AK, USA (Lat 71 °, 17' N) (NOAA, 2024; Carana, 2024) revealed methane concentrations of up to 2400 ppb, with background levels of 1900 ppb, a 25% excursion. At 399 mb, the NOAA 20 satellite recorded a peak of 2739 ppb on August 22, 2024 (Arctic-news).

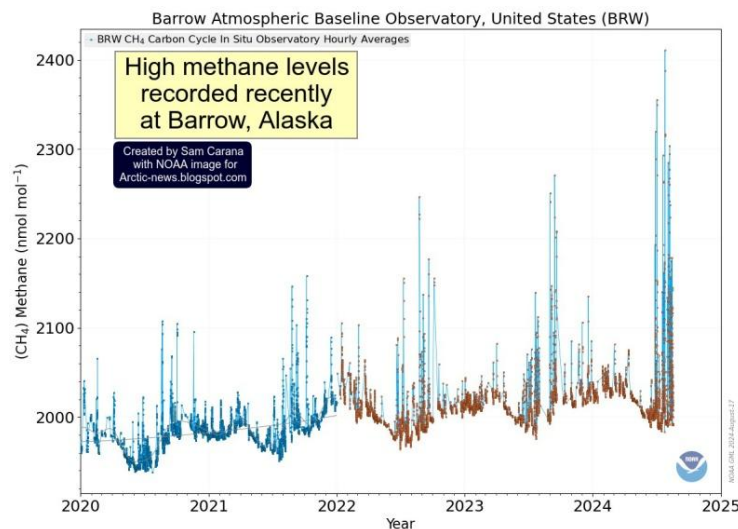


Figure 3. Methane emission in Arctic regions greatly exceed past concentrations.

We have also identified that the recent global rate of methane increase, from 2010 to 2011 at a rate of 6.78ppb/yr, has accelerated to 16.59 ppb/yr during 2021-2022 (NOAA). This is a 2.5 times increase in 10 years, or an acceleration of approximately 10% per year. (Note that this is in addition to the 8.3% replacement from normal decay). Such annual increases will further accelerate emissions and warming exponentially, while counteracting efforts to reduce emissions and meet targets.

2. **Underestimating climate impacts:** Given the alarming rise in methane levels over the last decade, the examination of atmospheric methane within climate science and associated modeling is crucial. The growth and pauses in the methane records are one of the great challenges in atmospheric chemistry (Heimann et al., 2020). Simulations in chemical transport mode simulations, (Kirschke et al., 2013) emphasize the methane emission estimates and their implementation and examine trends over the past 30 years in methane's mixing ratios in the atmosphere. The authors concluded that the limitations in the ability of the model to attribute trends in the sink and source-changing processes

are related to uncertainties in the treatment of the model's parameters and anthropogenic emissions of methane. Methane (CH_4) is highly reactive with the hydroxyl radical (OH) which makes its lifetime very short compared to CO_2 . After pre-industrial times, the methane concentration has become more than doubled due to anthropogenic methane emissions in the atmosphere (Staniaszek et al. 2022). This trend has significantly increased in recent years (Nisbet et al. 2019), particularly after 2020 (Staniaszek et al. 2022). The abilities of simple climate models are limited to simulate atmospheric methane processes, especially its effect on oxidizing capacity in the troposphere (Hayman et al. 2021).

However, recent studies (Allen et al. 2021; Folberth et al. 2022; He et al. 2020; Heimann et al. 2020) show that the Global Climate Models (GCMs) and the Aerosol and Chemistry Model Intercomparison Project (AerChemMIP) of CMIP6 are more capable of representing methane involving atmospheric processes. A global time-varying pre-calculated methane surface concentration is used as a lower boundary condition (LBC) in these complex models (Staniaszek et al. 2022).

Shindell et al. (2005) used an emissions-driven configuration to simulate changes in atmospheric composition in response to increased methane emissions from the preindustrial to the present day in the Goddard Institute for Space Studies (GISS) tropospheric coupled chemistry-aerosol GCM. He et al. (2020) employed the Geophysical Fluid Dynamics Laboratory Atmospheric Model (GFDL AM4.1), a methane emissions-driven version, to reproduce the historic period by improving the methane emissions. Staniaszek et al. (2022) used a methane emissions-driven version of the UK Earth System Model (UKESM1) and explored the role of anthropogenic methane in the Earth system under the SSP3-7.0 scenario, which is the most extreme future methane trajectory in the CMIP6 GCMs.

Studies such as those by Allen et al. (2021), Folberth et al. (2022), and Staniaszek et al. (2022) demonstrate that methane's interactions with atmospheric chemistry, including its reactivity with the hydroxyl radical (OH), are critical to accurately simulating its climate impacts. These models utilize a methane emissions-driven approach to capture the dynamic feedback mechanisms that influence methane's concentration in the atmosphere. Methane's significant radiative efficiency, as highlighted in these models, suggests that even small fluctuations in its atmospheric concentration can lead to substantial changes in global temperatures. Therefore, there is an urgent need for a methane emissions-driven treatment for simulating changes in the feedback mechanism on the full-scale Earth system impacts; investigations planned by this team.

3. **Policy Mis-direction:** Focusing solely, or mainly, on CO₂ emissions without considering the immediate impact of methane has mis-directed, and will continue to mis-direct resources and efforts. Comprehensive strategies that better target methane emissions are crucial for effective climate mitigation.
4. **Missed Opportunities:** Rapid reductions in methane emissions could yield quick climate benefits, slowing near-term warming and providing an emergency buffer while long-term and slower acting CO₂ reduction strategies take effect (Dreyfus et al, 2022, Shindell et al, 2024).

Policy Implications

Addressing methane emissions with an immediate GWP perspective, GWP^{eff} , necessitates targeting major methane sources such as oil and gas production, electricity from fossil fuels, and hydropower, agriculture, waste management, and residential methane gas use for heating and cooking. MethaneSAT (2024) revealed that oil and gas industry emissions were four times greater than the Environmental Protection Agency assessed, and eight times greater than industry was reporting. Emissions from industries and wildfires, which significantly contribute to atmospheric methane, should be prioritized. We highlight three cases to support our research.

Wildfires and Methane Emissions

We propose that reducing wildfire emissions is an unrecognized and effective strategy to address global warming. Following Canada's national Inventory Report (NIR, 2022, Table A6.6-1), approximately 98% of wildfire emissions are CO₂, with 1/90th or 1.11% methane.). Using Balcombe et al's GWP/GTP analyses, of an immediate GWP/GTP of 120 for methane, and 1.11% of emissions results in $0.011 \times GWP \text{ of } 120 = 1.333$ "Warming units". CO₂ at 98% $\times 1 GWP = .98$ "Warming units". Thus, the methane effect from wildfires is 1.36 times greater than for CO₂.

We hypothesize that the methane warming from wildfires, not reported by other researchers, is contributing to recent temperature extremes, and is the subject of ongoing research by this team.

Canadian Wildfires 2023

In 2023, unprecedented wildfires in Canada burned an area nearly the size of Ireland, releasing roughly 3 billion tons of CO₂, equivalent to four times the carbon emissions of the global aviation sector (WRI, 2024). Byrne et al., determined 647Tg or 647 Mt of carbon was emitted, equivalent to 2.37 Gt of CO₂ (Byrne et al., 2024) When compared to total global emissions, we note that Canada's fires increased emissions by over 3 %.

Canadian fires accounted for approximately 23% of global wildfire carbon emissions in 2023 (Global News, 2023). We note that as a result of the wildfires, the global contribution of methane thus becomes fully 14% of total anthropogenic GHG emissions.

We highlight that the emissions from these wildfires show the significant, yet often overlooked, contributions to atmospheric CO₂ and CH₄ from natural sources, stressing the need for comprehensive emission reduction strategies that include such events. Not only were emissions substantial, including methane as above, but also the loss of future CO₂ sequestration must be considered: another essential avenue of investigation, to determine the cumulative effect of wildfires on global warming.

British Columbia – Reported, Anthropogenic vs “Actual” Emissions

In 2017, British Columbia, Canada, reported total GHG emissions of 64.4 Mt, CO₂e. (Province of British Columbia Greenhouse Gas Emissions, BC Government, 2021). Wildfire emissions of 235 Mt. CO₂e (using GWP₁₀₀ of 25) were almost 4 times greater than all “reported” emissions. By gas and using a GWP₁ (one year) of 120, the “reported” anthropogenic methane emissions of 8.8 Mt were dwarfed by the 125 Mt of methane actually emitted into the atmosphere, which included wildfires. This letter further demonstrates the general under-reporting of warming effect of methane, across most economic sectors and emissions reporting agencies.

Liquefied Methane or “Natural” Gas (LNG) Sector

The LNG sector is another significant source of methane emissions. Methane leakage during extraction, processing, and transportation of methane gas substantially impacts the environment. Methane losses could be as high as 3-4% of total methane production (IEA, 2021). This sector's emissions underscore the importance of implementing stricter controls and adopting new technologies to minimize leaks and reduce methane emissions. Further, when deciding whether to vent or flare methane, the decision is facilitated by examining the warming potentials: CO₂ from flaring combustion at a GWP of 1, or, vented methane at a GWP₁ of 120; flaring is the logical option.

Challenges and Opportunities

Adopting a very short-term GWP, such as GWP^{eff} as a more immediate GWP, faces resistance from traditional emissions accounting frameworks and scientific conservatism. It was 2014 when Howarth's 20 year GWP of 105 was introduced, yet 9 years later, the 2023 Emissions Gap Report continued to use a GWP₁₀₀ value of 28.5.

The urgency of addressing the “climate emergency” demands innovative approaches. This letter calls for revisiting and researching in-depth, the immediate warming impacts of methane by

incorporating the temporal aspect of methane into all calculations involving short time periods. The immediate GWP, including GWP^{eff} is a promising avenue to pursue. Methane reductions will result in rapid benefits, as methane decays relatively quickly, readily avoiding increasing global warming.

In addition to refining GWP metrics, another crucial area of research is revisiting climate science and the associated modeling frameworks that inform our understanding of methane's impact. Current models need to evolve to better simulate the feedback mechanisms and non-linear processes that characterize methane's interactions with the atmosphere. By advancing climate modeling and integrating more precise metrics like GWP^{eff} , we can more effectively mitigate methane's contribution to global warming, thereby addressing the urgent demands of the climate crisis.

Conclusions

Methane's short-term climate impact is profound and drastically underestimated by traditional GWP metrics. We propose to adopt realistic short-term GWP values to enhance our understanding of methane's role in global warming and drive more effective policy measures. Immediate action on methane emissions is crucial for achieving significant near-term climate benefits, that is addressing the “climate emergency” while mitigating long-term climate risks.

Adopting metrics like GWP^{eff} and revisiting climate modeling frameworks are essential steps forward. These actions can refine our approach to methane reduction, ensuring that we accurately account for its immediate and substantial climate impacts including rapid rise in global temperatures.

Roles and Responsibilities: researchers, the public and policy makers all have responsibilities:

1. Increasing emissions monitoring: more timely, and frequent;
2. Urgent development and implementation of policies committing to planned phase out of existing and proposed fossil projects, prioritized by level of emissions, including replacing fossil projects with renewable energy sources;
3. Immediate methane emissions reductions, of both “reported” and “natural” sources;
4. Increasing funding, including government and private, with penalties for target failures;
5. Improved, expanded communications among researchers, the policy makers and the public. Scientists must directly communicate, formally, with policy makers, elected officials and the public while the policy-makers must seek input from scientists and the public, and the public must interact with both scientists and policy-makers to seek immediate consensus and agree to mitigation strategies.

COP 29 presents the ideal opportunity for obtaining consensus on improving the analyses of methane's critical role in global warming and fixing the “Broken Record”. By embracing these

innovative approaches, we can better align our scientific understanding with the urgent demands of the escalating climate emergency, while also translating this knowledge into practical actions on the ground. This will ensure that scientific advancements are directly contributing to effective and immediate climate adaptation and mitigation strategies.

References

- Allen, M.R., K.P. Shine, J.S. Fuglestedt, R.J. Millar, M. Cain, D.J. Frame, A.H. Macey (2018). A Solution to the misrepresentations of CO₂-equivalent emissions of short-lived climate pollutants under ambitious mitigation. *Climate and Atmospheric Science*, (2018)1:16. DOI:10.1038/s41612—018-0026-8.
- Arctic-News (2024). Arctic-news.blogspot.com/2024/08/carbon-dioxide-growing-rapidly.html?m=1&s=09.
- Balcombe, P., Speirs, J. F., Brandon, N. P., & Hawkes, A. D. (2018). Methane emissions: choosing the right climate metric and time horizon. *Environmental Science: Processes & Impacts*, 20(1323-1339). DOI: 10.1039/c8em00414e.
- Byrne, B., J. Liu, K. Bowman, M. P-Campbell, A. Chatterjee, S Pandey, K Miyazaki, G. vander Werf, D Unch, P. Wennberg, C. Roel, S Sinha, Carbon emissions from the 2023 Canadian wildfires, *Nature*, Article, August 2024.. DOI:10.1038/s41586-024-07878-z
- Dreyfus, G.B., X. Yangyang, D.T. Shindell, D. Zaelke, V. Ramanathan (2022). Mitigating climate disruption in time: A self-consistent approach for avoiding both near-term and long-term global warming. *Earth, Atmosphere and Planetary Sciences*. PNAS 2022, Vol. 119, No. 22, e2123536119. DOI.org/10.1073/pnas.2123536119
- Global News. (2023). Canada produced 23% of global wildfire carbon emissions for 2023. <https://globalnews.ca/news/10167079/canada-wildfire-carbon-emissions-2023/>
- Howarth, R. W., R. Santoro, and A. Ingraffea, (2011). Methane and the greenhouse gas footprint of natural gas from shale formations. *Clim. Change Lett.* 106: 679-690. <https://doi: 10.1007/s10584-011-0061-5>
- Howarth, R. W. (2014). A bridge to nowhere: Methane emissions and the greenhouse gas footprint of natural gas. *Energy Science & Engineering*, 2(2), 47-60. DOI: 10.1002/ese3.35.
- Hughes, D. 2011. Lifecycle greenhouse gas emissions from shale gas compared to coal: an analysis of two conflicting studies. Post Carbon Institute, Santa Rosa, CA. <http://www.postcarbon.org/reports/PCI-Hughes-NETL-Cornell-Comparison.pdf>

IPCC Sixth Assessment Report, <https://www.ipcc.ch/report/ar6/wg1/>

IEA. (2021). Methane Tracker 2021. International Energy Agency. Retrieved from: <https://www.iea.org/reports/methane-tracker-2021>

Kleinberg, R.L., (2020). The Global Warming Potential Misrepresents the Physics of Global Warming, Thereby Misleading Policy Makers, Boston University Institute for Sustainable Energy.

Lynch, J., M. Cain, R. Pierrehumbert, M Allen. (2020). Demonstrating GWP*: a means of reporting warming-equivalent emissions that captures the contrasting impacts of short-and long-lived climate pollutants. DOI:10.1088/1748/9326/ab6d7e

MethaneSAT (2024), New Data show U>S> Oil and Gas Methane Emissions Over Four times Higher than EPA Estimates, www.methanesat.org. <https://www.methanesat.org/project-updates/new-data-show-us-oil-and-gas-methane-emissions-over-four-times-higher-epa-estimates>.

Meinshausen, M. & Nicholls, Z. (2022). GWP* is a model, not a metric. *Environmental Research Letters*, 17(041002). DOI: 10.1088/1748-9326/ac5930.

Canada's National Inventory Report (2022), NIR, Table A6.6-1 Emission Factor for Biomass, and Annex 3.4. Emission ratio for CH₄ is 1/90th, or .111 (11.1%). <https://data-donnees.az.ec.gc.ca/api/file%3Fpath%3D%252Fsubstances%252Fmonitor%252Fcanada-s-official-greenhouse-gas-inventory%252FD-Emission-Factors%252FEN%252FAnnex6%252FEmission%252FTables.xlsx&ved=2ahUKEwibgfbmpM2HAXVVJzQIHaitFEIQFnoECCYQAQ&usg=AOvVaw3RdxtmFctDDHu103jlpXVD>

NOAA, National Oceanographic and Atmospheric Administration, Global Monitoring Laboratory, Methane Data. https://gml.noaa.gov/ccgg/trends_ch4/, Retrieved 2024-01-08

NOAA, National Oceanographic and Atmospheric Administration, Barrow, Alaska methane data, Carana, S. , "X", Twitter posting, Arctic-News (2024). <https://arctic-news.blogspot.com/2024/08/high-feels-like-temperature-forecast.html>. Retrieved 2024-08-13.

Ocko, I.B., T. Sun, D. Shindell, M. Oppenheimer, A. Hristov, S. Pacala, D. Mauzerall, Y. Xu S. Hamburg (2021). Acting rapidly to deploy readily available methane mitigation measures by sector can immediately slow global warming. *Environmental Research Letters*, 16 (2021) 054042, <https://doi.org/10.1088/1748-9326/abf9c8>

Province of British Columbia Greenhouse Gas Emissions: https://www2.gov.bc.ca/assets/gov/environment/climate-change/data/provincial-inventory/2021/provincial_inventory_of_greenhouse_gas_emissions_1990-2021.xlsx

Shindell, D.T., P. Sadavarte, I. Aben, T. Oliveira Bredariol, G. Dreyfus, L. Hoglund-Isaksson, B. Poulter, M. Suanois, G.A Schmidt, S. Szopa, K. Rentz, L. Parsons, Z. Qu, G. Faluvegi, J.D. Massakkers. The Methane Imperative. *Front Sci* (2024) 2:1349770.
DOI:10.3389/fsci2024.1349770

Shindell, D. T., G. Faluvegi, D. M. Koch, G. A. Schmidt, N. Unger, and S. E. Bauer. (2009). Improved attribution of climate forcing to emissions. *Science* 326: 716–718.

United Nations Environment Programme (2023). Emissions Gap Report 2023: Broken Record – Temperatures hit new highs, yet world fails to cut emissions (again). Nairobi.
<https://doi.org/10.59117/20.500.11822/43922>

World Resources Institute. (2024). Article. Canada's 2023 Forest Fires Caused Major Climate Impact. <https://www.wri.org/insights/canada-wildfire-emissions>

Acknowledgements

The authors acknowledge that there was no financial support for this work, it was entirely undertaken by independent researchers in the interest of expanding climate- change knowledge and emissions reductions.

Competing Interests

The authors declare no competing interests.