

LOCAL MALA-WITHIN-GIBBS FOR BAYESIAN IMAGE DEBLURRING WITH TOTAL VARIATION PRIOR*

RAFAEL FLOCK[†], SHUIGEN LIU[‡], YIQIU DONG[†], AND XIN T. TONG[‡]

Abstract. We consider Bayesian inference for image deblurring with total variation (TV) prior. Since the posterior is analytically intractable, we resort to Markov chain Monte Carlo (MCMC) methods. However, since most MCMC methods significantly deteriorate in high dimensions, they are not suitable to handle high resolution imaging problems. In this paper, we show how low-dimensional sampling can still be facilitated by exploiting the sparse conditional structure of the posterior. To this end, we make use of the local structures of the blurring operator and the TV prior by partitioning the image into rectangular blocks and employing a blocked Gibbs sampler with proposals stemming from the Metropolis-Hastings adjusted Langevin Algorithm (MALA). We prove that this MALA-within-Gibbs (MLwG) sampling algorithm has dimension-independent block acceptance rates and dimension-independent convergence rate. In order to apply the MALA proposals, we approximate the TV by a smoothed version, and show that the introduced approximation error is evenly distributed and dimension-independent. Since the posterior is a Gibbs density, we can use the Hammersley-Clifford Theorem to identify the posterior conditionals which only depend locally on the neighboring blocks. We outline computational strategies to evaluate the conditionals, which are the target densities in the Gibbs updates, locally and in parallel. In two numerical experiments, we validate the dimension-independent properties of the MLwG algorithm and demonstrate its superior performance over MALA.

Key words. Bayesian inference, image deblurring, TV prior, MALA-within-Gibbs

MSC codes. 62F15, 68U10, 60J22

1. Introduction. Image acquisition systems usually capture only a blurred version of the “true image”. In many applications, such as remote sensing, medical imaging, astronomy, and digital photography, the aim is to reconstruct the “true image” from the acquired image [3, 4]. Since the blurring can oftentimes be modeled by a linear convolution operator, image deblurring is a classical linear inverse problem. In this paper, we follow the typical assumptions that the blurred image is obtained by a linear operator, and that it is corrupted by additive Gaussian noise. Computing a solution is usually not straightforward due to the ill-posedness of the problem, which is due to the ill-conditioning of the forward operator and the noise. To resolve the ill-posedness, we often require regularization, and a commonly used regularization technique in image reconstruction is the edge-preserving total variation regularization (TV) introduced in [30].

In this paper, we are not only interested in computing a reconstruction of the “true image”, but also in quantifying the uncertainty of the reconstruction. To this end, we formulate the image deblurring problem with TV regularization as a Bayesian inverse problem. Bayesian inverse problems can be characterized by the posterior density, which is the product of a likelihood function and a prior density [9]. Then, in accordance with the deterministic inverse problem described in the first paragraph, the likelihood function is linear-Gaussian and the prior density is a Gibbs density with a potential function given by TV. This so-called TV prior was introduced for Bayesian inference in electrical impedance tomography in [31, 13] and has also been used in other Bayesian image reconstruction problems, e.g., image deblurring [2] and

*Submitted to the editors on September 18, 2024.

[†]Department of Applied Mathematics and Computer Science, Technical University of Denmark (raff@dtu.dk, yido@dtu.dk).

[‡]National University of Singapore (shuigen@u.nus.edu, mattxin@nus.edu.sg).

geologic structure identification [17]. In [15], it is shown that the TV prior is not edge-preserving when refining the discretization of the unknown image while keeping the discretization of the observed image fixed. We note that our work is not affected by this result, since we assume that the unknown and the observed image have the same discretization.

The posterior obtained from the linear-Gaussian likelihood and the TV prior is log-concave and can be expressed as a Gibbs density of the form

$$(1.1) \quad \pi(\mathbf{x}) \propto \exp(-l(\mathbf{x}) - \varphi_0(\mathbf{x})),$$

where the potential l is continuously differentiable and gradient-Lipschitz, and the potential φ_0 is non-smooth. Target densities of this structure are common in Bayesian inverse problems with sparsity promoting priors [1], which are often used in image reconstruction problems and sparse Bayesian regression, e.g., in the famous Bayesian LASSO [26].

One way to perform uncertainty quantification with respect to a posterior is by sampling from it. The samples can then be used to, e.g., approximate expectations via Monte Carlo estimates or to compute posterior statistics such as mean, standard deviation, or credibility intervals (CI). Since we cannot sample directly from our posterior density in closed form, we use Markov chain Monte Carlo (MCMC) methods. However, the high dimensionality of images prohibits the direct application of most MCMC methods, as their convergence slows down considerably with increasing dimension.

In this paper, we show how low-dimensional sampling can nevertheless be facilitated by exploiting the sparse conditional structure of the posterior. The sparse conditional structure is due to the fact that the full conditional posterior of any image patch of arbitrary size only depends on the neighboring pixels within some radius. This can be intuitively understood by considering that the convolution as well as TV operate *locally* on the image. Mathematically, the independence relationships among image patches can be proven by the Hammersley-Clifford Theorem, because the considered posterior is a Gibbs density with a sparse neighborhood [18]. The Gibbs sampler is an attractive choice for posteriors with sparse conditional structure, because the reduced dependencies only require a local evaluation of the conditionals, which is usually cheaper to compute. Moreover, several updates may be performed in parallel. To make use of these advantages, we partition the image into square blocks of equal size and employ a blocked Gibbs sampler with local and parallel updates of the image blocks.

Since we can not sample the conditionals in the blocked Gibbs sampler in closed form, we employ MALA-within-Gibbs (MLwG) sampling. In such a sampling scheme, one generates candidate samples via the well-known Metropolis-adjusted Langevin Algorithm (MALA) proposal. MALA belongs to the class of Langevin Monte Carlo (LMC) methods, which are derived by discretizing a Langevin diffusion equation [28]. However, LMC methods require the gradient of the log-target density, and due to the non-smoothness of φ_0 in (1.1) we can not directly use the MALA proposal in the blocked Gibbs sampler.

Several adaptations of LMC methods to non-smooth target densities have been developed in the literature. Arguably the most prominent adaptations are the proximal LMC algorithms, which were introduced in [27, 6]. Therein, the target is approximated by its Moreau-Yoshida envelope, which is continuously differentiable. An overview of proximal LMC methods is given in [16]. Another adapted LMC method is perturbed Langevin Monte Carlo (P-LMC), which is based on Gaussian smoothing

[22, 5]. While both, proximal LMC and P-LMC, solve the issue of non-smoothness, their performance still deteriorates with increasing dimension.

In this work, instead of adapting the sampling method, we approximate the target density (1.1) by replacing φ_0 with a smooth approximation φ_ε :

$$(1.2) \quad \pi_\varepsilon(\mathbf{x}) \propto \exp(-l(\mathbf{x}) - \varphi_\varepsilon(\mathbf{x})).$$

The smoothed potential is such that $\varphi_\varepsilon \rightarrow \varphi_0$ as $\varepsilon \rightarrow 0$ and allows us to use the MALA proposal in the blocked Gibbs sampler. For the resulting posterior approximation (1.2), we derive a dimension-independent bound on the Wasserstein-1 distance between the marginal densities of π and π_ε , which guarantees the accuracy of the smoothing.

It is shown in [32] that under the assumption of sparse conditional structure, MLwG can have dimension-independent block acceptance rate (at fixed step size) and dimension-independent convergence rate. In this paper, we present similar guarantees with specific conditions tailored to our target density and taking the approximation error into account. Finally, by making use of the sparse conditional structure of our posterior, which still holds under the smoothing, we show how an efficient and parallel MLwG algorithm can be implemented. We test the algorithm in two numerical experiments, where we illustrate the dimension-independent block acceptance rate and the dimension-independent convergence. Moreover, we compare the MLwG algorithm to MALA and show that MLwG clearly outperforms MALA in terms of sample quality and computational wall-clock time with increasing dimension.

Contributions. We now summarize our main contributions.

- We develop a Stein’s method based approach to prove that the low dimensional marginals of the target distribution π given in (1.1) and the smoothed distribution π_ε in (1.2) have dimension-independent error in their marginals.
- We show how to implement an efficient parallel MLwG sampling algorithm by providing the local target densities and their gradients for the block updates.
- We illustrate the dimension-independent block acceptance rate and the dimension independent convergence in two numerical experiments, where we also show that MLwG clearly outperforms MALA.

Notation. In this paper, we work with discrete and square images of $n \times n$ pixels, but the results can be extended to rectangular images. We employ a vector notation for the images by stacking them in the usual column-wise fashion. Furthermore, we partition the images into blocks of size $m \times m$, such that n/m is an integer. We denote the number of pixels in one image by $d = n^2$, the number of pixels in one block by $q = m^2$, and the number of blocks by $b = (n/m)^2$. We denote pixels by lower case Greek letters, e.g., $\mathbf{x}_\alpha \in \mathbb{R}$, and blocks by lower case Roman letters, e.g., $\mathbf{x}_i \in \mathbb{R}^q$. We write $[b] := \{1, 2, \dots, b\}$ where b is some positive integer, and $\setminus i := [b] \setminus i$ for $i \in [b]$. We use upper case Greek letters to denote sets of pixel indices. For example, \mathbf{x}_Θ is the parameter block of pixels with indices in $\Theta \subseteq [d]$. We use the notation $\nabla_i := \nabla_{\mathbf{x}_i}$ for the gradient operator with respect to the pixels of block \mathbf{x}_i .

Outline. The remainder of this paper is organized as follows. In Section 2, we formulate the Bayesian deblurring problem and recall the blocked MLwG sampler. In Section 3, we propose the smoothing of the posterior and bound the error in the marginals in the Wasserstein-1 distance. In Section 4, we present the dimension-independent block acceptance rates and dimension-independent convergence rate of

MLwG when applied to the smoothed posterior based on results from [32]. In Section 5, we present the local & parallel MLwG algorithm and show how the target densities, i.e., the conditionals, can be evaluated locally and in parallel. In Section 6, we validate the dimension-independent properties of the local & parallel MLwG algorithm in two numerical examples and perform a comparison to MALA. We conclude this paper with a short summary in Section 7.

2. Preliminaries.

2.1. Problem setting. We first consider the classic image deconvolution problem with TV regularization, e.g., [24] and assume that a blurred and noisy image $\mathbf{y} \in \mathbb{R}^d$ is obtained by

$$(2.1) \quad \mathbf{y} = \mathbf{A}\mathbf{x}_{\text{true}} + \epsilon.$$

Here, $\mathbf{x}_{\text{true}} \in \mathbb{R}^d$ is the “true” image, $\epsilon \sim \mathcal{N}(\mathbf{0}, \frac{1}{\lambda}\mathbf{I}_d)$, and $\mathbf{A} \in \mathbb{R}^{d \times d}$ is the convolution operator. In particular, one can construct \mathbf{A} via the discrete point spread function (PSF), i.e., the convolution kernel. We assume that the discrete PSF has radius $r > 0$, such that $\mathbf{A}\mathbf{x}$ convolves each pixel with the surrounding $(2r+1)^2$ pixels.

Equation (2.1) constitutes an inverse problem where the goal is to recover a solution, which is “close to \mathbf{x}_{true} ” from the data \mathbf{y} . Computing a solution is typically not straightforward due to the ill-posedness of the problem. That is, \mathbf{A} may be badly conditioned and thus highly sensitive to the noise. For this reason, we employ the edge-preserving TV regularization introduced in [30], which is a commonly used regularization technique in image reconstruction. For discretized images, it reads

$$(2.2) \quad \text{TV}(\mathbf{x}) = \sum_{\alpha=1}^d \sqrt{(\mathbf{D}_{\alpha}^{(v)}\mathbf{x})^2 + (\mathbf{D}_{\alpha}^{(h)}\mathbf{x})^2},$$

where $\mathbf{D}^{(h)} \in \mathbb{R}^{d \times d}$ and $\mathbf{D}^{(v)} \in \mathbb{R}^{d \times d}$ are finite difference matrices for the computation of the horizontal and vertical differences between the pixels. The subscript α denotes the α -th row of $\mathbf{D}^{(v)}$ and $\mathbf{D}^{(h)}$, such that $\mathbf{D}_{\alpha}^{(v)}\mathbf{x}$ and $\mathbf{D}_{\alpha}^{(h)}\mathbf{x}$ are the differences between pixel \mathbf{x}_{α} and its neighboring pixels in the vertical and horizontal directions, respectively. The finite difference matrices are defined as

$$(2.3) \quad \begin{aligned} \mathbf{D}^{(v)} &= \mathbf{I}_n \otimes \mathbf{D}_n \\ \mathbf{D}^{(h)} &= \mathbf{D}_n \otimes \mathbf{I}_n, \end{aligned} \quad \text{with} \quad \mathbf{D}_n = \begin{bmatrix} -1 & 1 & & & \\ & -1 & 1 & & \\ & & \ddots & \ddots & \\ & & & -1 & 1 \\ & & & & -1 \end{bmatrix}_{[n \times n]}.$$

Here \otimes denotes the Kronecker product. As for the convolution, we assume zero boundary conditions for the finite difference matrices. In practice, we compute the convolution and TV in matrix-free fashion. However, the matrix expressions are more convenient for the derivation of our theoretical results.

We now formulate the Bayesian inverse problem by defining the posterior probability density $\pi(\mathbf{x}|\mathbf{y}) \propto \pi(\mathbf{y}|\mathbf{x})\pi_{\text{prior}}(\mathbf{x})$, with the likelihood function $\mathbf{x} \mapsto \pi(\mathbf{y}|\mathbf{x})$ and the prior density $\pi_{\text{prior}}(\mathbf{x})$. The likelihood function is determined by the data generating model (2.1), and reads

$$(2.4) \quad \pi(\mathbf{y}|\mathbf{x}) \propto \exp\left(-\frac{\lambda}{2}\|\mathbf{y} - \mathbf{A}\mathbf{x}\|_2^2\right).$$

We note that in this paper, the data \mathbf{y} is fixed. The prior is constructed based on the discretized TV (2.2) and is of the Gibbs-type density

$$(2.5) \quad \pi_{\text{prior}}(\mathbf{x}) \propto \exp(-\delta \text{TV}(\mathbf{x})),$$

where $\delta > 0$ is controlling the strength of the prior. In this paper, we consider δ to be given. The prior (2.5) is called the TV prior, and was introduced in [31, 13]. Consequently, the likelihood function (2.4) and the TV prior (2.5) give rise to a log-concave composite posterior density of the form

$$(2.6) \quad \pi(\mathbf{x}) := \pi(\mathbf{x}|\mathbf{y}) \propto \exp(-l(\mathbf{x}) - \varphi_0(\mathbf{x})),$$

with the potentials $l(\mathbf{x}) := \frac{\lambda}{2} \|\mathbf{y} - \mathbf{A}\mathbf{x}\|_2^2$ and $\varphi_0(\mathbf{x}) := \delta \text{TV}(\mathbf{x})$.

2.2. MALA-within-Gibbs (MLwG). A Gibbs sampler in its original form, also called component-wise or sequential Gibbs sampler, updates each component \mathbf{x}_α sequentially from the full conditional $\pi(\mathbf{x}_\alpha|\mathbf{x}_{\setminus\alpha})$, and a new sample \mathbf{x} is obtained after all components are updated. It can be shown that a sample chain constructed by such an algorithm converges to the target density, see, e.g., [28]. Moreover, the convergence result holds also for *block updates*, i.e., *blocked Gibbs sampling*, which we employ in this paper.

To this end, we partition the image \mathbf{x} into b square block images $\mathbf{x}_i \in \mathbb{R}^q$, $i = 1, \dots, b$. See Figure 1 for an example with a 4-by-4 block partition. The blocks \mathbf{x}_i have equal side lengths $m \in \mathbb{N}$, such that n/m is an integer, and they contain $q = m^2$ pixels. Moreover, we require $m > 2r$, where r is the radius of the discrete PSF in the convolution.

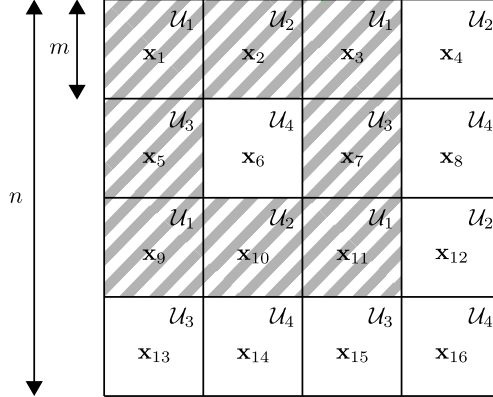


FIG. 1. Example of a partition with 16 blocks. When updating a block, the neighboring blocks must be fixed. This is exemplified here for block 6, where the hatched blocks must be fixed. A possible parallel updated scheme for MLwG is indicated by the index sets \mathcal{U}_l , $l = 1 \dots 4$, where for a given l , all blocks associated to \mathcal{U}_l can be updated in parallel.

We now establish some notation for the blocked Gibbs sampler. We call a complete iteration in which all blocks are updated a *cycle*, and denote by $\mathbf{x}^{k,i} \in \mathbb{R}^d$ the state during the k -th cycle after the update of the i -th block. To illustrate this notation, consider the following presentation of block updates:

$$(2.7) \quad \mathbf{x}^0 \rightarrow \underbrace{\mathbf{x}^{1,1} \rightarrow \mathbf{x}^{1,2} \rightarrow \dots \rightarrow \mathbf{x}^{1,b}}_{\text{1st cycle}} =: \mathbf{x}^1 \rightarrow \underbrace{\mathbf{x}^{2,1} \rightarrow \mathbf{x}^{2,2} \rightarrow \dots \rightarrow \mathbf{x}^{2,b}}_{\text{2nd cycle}} =: \mathbf{x}^2 \rightarrow \dots$$

Notice also that we introduce \mathbf{x}^k to denote the state *after* the k -th cycle. Other block updating rules like randomized sequences could also be employed, but are not discussed here.

Now consider the state $\mathbf{x}^{k,i-1}$ of the sample chain (2.7). To move to state $\mathbf{x}^{k,i}$, we fix $\mathbf{x}_{\setminus i}^{k,i} = \mathbf{x}_{\setminus i}^{k,i-1}$ and sample the remaining block $\mathbf{x}_i^{k,i} \sim \pi(\mathbf{x}_i^{k,i} | \mathbf{x}_{\setminus i}^{k,i-1})$. If it is not possible to sample $\mathbf{x}_i^{k,i} \sim \pi(\mathbf{x}_i^{k,i} | \mathbf{x}_{\setminus i}^{k,i-1})$ in closed form, one can use a single Metropolis-Hastings step as follows. A candidate $\mathbf{z}_i^{k,i}$ is simulated from a proposal density $q(\cdot | \mathbf{x}_i^{k,i-1})$ and accepted with probability

$$(2.8) \quad \alpha^{k,i} = 1 \wedge \frac{\pi(\mathbf{z}_i^{k,i} | \mathbf{x}_{\setminus i}^{k,i-1}) q(\mathbf{x}_i^{k,i-1} | \mathbf{z}_i^{k,i})}{\pi(\mathbf{x}_i^{k,i} | \mathbf{x}_{\setminus i}^{k,i-1}) q(\mathbf{z}_i^{k,i} | \mathbf{x}_i^{k,i-1})}.$$

In MLwG, the MALA proposal density is used. For the target density $\pi(\mathbf{x}_i^{k,i} | \mathbf{x}_{\setminus i}^{k,i-1})$, it reads

$$(2.9) \quad q(\mathbf{z}_i^{k,i} | \mathbf{x}_i^{k,i}) = \exp \left(-\frac{1}{4\tau} \|\mathbf{z}_i^{k,i} - \mathbf{x}_i^{k,i} - \tau \nabla_i \log \pi(\mathbf{x}_i^{k,i} | \mathbf{x}_{\setminus i}^{k,i-1})\|_2^2 \right),$$

and a candidate is generated as

$$(2.10) \quad \mathbf{z}_i^{k,i} = \mathbf{x}_i^{k,i} + \tau \nabla_i \log \pi(\mathbf{x}_i^{k,i} | \mathbf{x}_{\setminus i}^{k,i-1}) + \sqrt{2\tau} \boldsymbol{\xi}_i^{k,i}, \quad \boldsymbol{\xi}_i^{k,i} \sim \mathcal{N}(\mathbf{0}, \mathbf{I}_q).$$

We summarize the blocked MLwG sampler in Algorithm 2.1.

Algorithm 2.1 MALA-within-Gibbs (MLwG) sampler

Input: Number of samples N , step size τ , initial state \mathbf{x}^0 .

```

1: for  $k = 1 \dots N$  do
2:   Set  $\mathbf{x}^{k,0} \leftarrow \mathbf{x}^{k-1}$ .
3:   for  $i = 1 \dots b$  do
4:     Set  $\mathbf{x}^{k,i} \leftarrow \mathbf{x}^{k,i-1}$ .
5:     Propose block candidate  $\mathbf{z}_i^{k,i}$  according to (2.10).
6:     Compute acceptance probability  $\alpha^{k,i}$  based on (2.8).
7:     Draw  $u \sim \text{Uniform}(0, 1)$ .
8:     if  $\alpha^{k,i} > u$  then
9:       Set  $\mathbf{x}_i^{k,i} \leftarrow \mathbf{z}_i^{k,i}$ .
10:    end if
11:  end for
12: end for
```

3. Posterior smoothing with dimension-independent error. Since MLwG requires the gradient of the log posterior density in (2.9) and (2.10), we propose to approximate the non-smooth posterior density π in (2.6) by a smooth density π_ε . Moreover, we show that the introduced error between π and π_ε is distributed uniformly, leading to a local dimension-independent error on the marginal distribution of any block \mathbf{x}_i .

The non-smoothness of the posterior (2.6) originates from the potential $\varphi_0(\mathbf{x}) = \text{TV}(\mathbf{x})$ in (2.2). Hence, we replace φ_0 with a smoothed potential φ_ε for some small $\varepsilon > 0$, such that $\varphi_\varepsilon \rightarrow \varphi_0$ as $\varepsilon \rightarrow 0$. Various smoothing methods exist, but it is crucial

to ensure that the introduced error remains small, particularly when \mathbf{x} resides in a high-dimensional space. In this paper, we consider the approximation

$$(3.1) \quad \varphi_\varepsilon(\mathbf{x}) := \delta \sum_{\alpha=1}^d \sqrt{(\mathbf{D}_\alpha^{(v)} \mathbf{x})^2 + (\mathbf{D}_\alpha^{(h)} \mathbf{x})^2 + \varepsilon},$$

for some small $\varepsilon > 0$, see, e.g., [34]. Thus, our smoothed posterior density reads

$$(3.2) \quad \pi_\varepsilon(\mathbf{x}) \propto \exp \left(-\frac{\lambda}{2} \|\mathbf{y} - \mathbf{A}\mathbf{x}\|_2^2 - \delta \sum_{\alpha=1}^d \sqrt{(\mathbf{D}_\alpha^{(v)} \mathbf{x})^2 + (\mathbf{D}_\alpha^{(h)} \mathbf{x})^2 + \varepsilon} \right).$$

As we modify φ_0 , a function in \mathbb{R}^d , the distance between π and π_ε generally depends on the dimension d , for instance, one can show $\text{KL}(\pi|\pi_\varepsilon) = \mathcal{O}(d\varepsilon)$. Here $\text{KL}(\pi|\pi_\varepsilon)$ is the Kullback-Leibler divergence of π from π_ε , see, e.g., [25]. However, when examining the marginals of π and π_ε over small blocks \mathbf{x}_i , we can show that the approximation error is independent of the full dimension, and thus dimension-independent. We comment that such dimension independence is crucial for solving the image deblurring problem. It ensures that the smoothing error is evenly distributed across the image, rather than concentrating on certain pixels and creating unwanted artifacts in the image. Ensuring a uniformly distributed error is not a concept unique to image reconstruction, for other applications see [7, 33, 12].

The key to achieve such results lies in the sparse conditional structure. Intuitively, such local structure makes the distribution on small blocks mostly influenced by local modifications to φ_0 , and modifications on remote blocks have little impact on it. To rigorously justify the above observations, we introduce the concept of c -diagonal block dominance, which is imposed on $\mathbf{C} = \mathbf{A}^T \mathbf{A}$, to quantify how the blurring matrix \mathbf{A} is locally concentrated.

DEFINITION 1. Consider a positive definite matrix $\mathbf{C} \in \mathbb{R}^{d \times d}$ and let \mathbf{C}_{ij} denote the (i, j) -th sub block of \mathbf{C} of size q . \mathbf{C} is called **c -diagonal block dominant** for some $c > 0$, if there exists a symmetric matrix $M \in \mathbb{R}^{b \times b}$ s.t.

1. For any $i \in [b]$, $\mathbf{C}_{ii} \succeq M_{ii} I$,
2. For any $i, j \in [b]$, $i \neq j$, $\|\mathbf{C}_{ij}\|_2 \leq M_{ij}$.
3. For any $i \in [b]$, $\sum_{j \neq i} M_{ij} + c \leq M_{ii}$.

REMARK 3.1. [32] introduces a similar blockwise log-concavity condition, which is crucial for the dimension-independent convergence rate therein. The c -diagonal block dominance here can be viewed as a ℓ_1 version of the blockwise log-concavity condition (which is a ℓ_2 condition).

Now we state the main theorem that shows that the marginal error of π and π_ε is dimension-independent if $\mathbf{A}^T \mathbf{A}$ is c -diagonal block dominant.

THEOREM 3.2. Consider the target distribution π defined in (2.6) and its smooth approximation π_ε in (3.2). Assume that $\mathbf{A}^T \mathbf{A}$ is c -diagonal block dominant as in Definition 1. Suppose $\frac{\lambda}{\delta} \geq \frac{64m}{c\sqrt{\varepsilon}}$. Then, there exists a dimension-independent constant C such that

$$(3.3) \quad \max_i W_1(\pi_i, \pi_{\varepsilon,i}) \leq C\varepsilon.$$

Here π_i and $\pi_{\varepsilon,i}$ denote the marginal distributions of π and π_ε on \mathbf{x}_i , respectively,

and W_1 denotes the Wasserstein-1 distance

$$W_1(\mu, \nu) := \inf_{\gamma \in \Pi(\mu, \nu)} \int \|\mathbf{x} - \mathbf{y}\|_2 \gamma(\mathbf{x}, \mathbf{y}) d\mathbf{x} d\mathbf{y},$$

where $\Pi(\mu, \nu)$ denotes all the couplings of μ and ν , i.e., if $(X, Y) \sim \gamma \in \Pi(\mu, \nu)$, then $X \sim \mu$ and $Y \sim \nu$.

Proof. See Appendix A.1. \square

4. Dimension-independent block acceptance and convergence rate. It is shown in [32] that MLwG given in Algorithm 2.1 has dimension-independent block acceptance rate and dimension-independent convergence rate for smooth densities under assumptions on sparse conditional structure and blockwise log-concavity. In the following, we present two results which show that we can obtain similar dimension-independent results for π_ε by using the concept of c -diagonal block dominance in Definition 1. Since the proofs are rather similar as the ones for Proposition 3.3 and Theorem 3.6 in [32], we skip them here.

PROPOSITION 4.1. *Suppose \mathbf{A} is bounded in the sense that*

$$(4.1) \quad \exists C_{\mathbf{A}} > 0 \quad \text{s.t. } \forall i, j \in [b], \quad \|\mathbf{A}_{ij}\|_2 \leq C_{\mathbf{A}}.$$

Then the expected acceptance rate $\mathbb{E}\alpha^{k,i}$ (2.8) of the MLwG proposal (2.10) for the smoothed distribution π_ε is bounded below by

$$(4.2) \quad \mathbb{E}\alpha^{k,i} \geq 1 - M\sqrt{\tau}.$$

Here M is a dimension-independent constant depending on the block size q , $C_{\mathbf{A}}, \delta, \varepsilon$, and $\max_j \|\mathbf{A}\mathbf{x}^{k,i-1} - \mathbf{y}\|_2$.

PROPOSITION 4.2. *Suppose \mathbf{A} is bounded as in (4.1), $\mathbf{A}^T \mathbf{A}$ is c -diagonally block dominant, and $\frac{\lambda}{\delta} \geq \frac{64m}{c\sqrt{\varepsilon}}$. Then, there exists $\tau_0 > 0$, independent of the number of blocks b , such that for all $0 < \tau \leq \tau_0$, we can couple two MLwG samples \mathbf{x}^k and \mathbf{z}^k such that*

$$\sum_{j=1}^b \left[\mathbb{E} \|\mathbf{x}_j^k - \mathbf{z}_j^k\|_2 \right]^2 \leq (1 - \lambda c \tau / 4)^{2k} \sum_{j=1}^b \left[\mathbb{E} \|\mathbf{x}_j^0 - \mathbf{z}_j^0\|_2 \right]^2.$$

Here τ_0 ensures that $\lambda c \tau / 4 \in (0, 1)$. In particular, one can let $\mathbf{z}^0 \sim \pi_\varepsilon$, and it follows that $\mathbf{z}^k \sim \pi_\varepsilon$, which in turn shows that \mathbf{x}^k converges to π_ε geometrically fast.

5. Local & parallel MLwG algorithm. The posterior (3.2) can be interpreted as a Gibbs density over an undirected graph. The nodes are given by the pixels, and the edges are given by the neighborhoods of the pixels. In particular, a pixel is connected to all its neighbors. Pixels are neighbors to each other if their associated random variables directly interact with each other in the joint density. For example, two random variables $Z_1 \in \mathbb{R}$ and $Z_2 \in \mathbb{R}$ directly interact in the density $\rho(Z) \propto \exp(-Z_1 Z_2)$ but not in $\rho(Z) \propto \exp(-(Z_1 + Z_2))$. A set of pixels in which all pixels are neighbors to each other is called clique. Furthermore, a maximal clique is a clique to which no pixel can be added such that the set is still a clique [18].

In the posterior (3.2), the maximal cliques can be associated to the pixels. This is due to the convolution, where all pixels within the convolution radius have a direct

relationship with each other. A Gibbs density can be factorized over its maximal cliques, and thus, we can write for the posterior (3.2)

$$(5.1) \quad \pi(\mathbf{x}) \propto \exp\left(-\sum_{\alpha \in [d]} V_{\alpha}(\mathbf{x})\right),$$

where the maximal clique potentials V_{α} are given by

$$V_{\alpha}(\mathbf{x}) = \frac{\lambda}{2}(\mathbf{y}_{\alpha} - \mathbf{A}_{\alpha}\mathbf{x})^2 + \delta\sqrt{(\mathbf{D}_{\alpha}^{(v)}\mathbf{x})^2 + (\mathbf{D}_{\alpha}^{(h)}\mathbf{x})^2 + \varepsilon}.$$

In fact, each clique potential V_{α} only depends on the pixels belonging to the clique, but for now we write $V_{\alpha}(\mathbf{x})$.

LEMMA 5.1. *Let $\Theta_{\alpha} \subseteq [d]$ be the index set containing α and the indices of all pixels within a frame of width r around pixel \mathbf{x}_{α} . Analogously, let $\Phi_{\alpha} \subseteq [d]$ be the index set containing α and the indices of all pixels within a frame of width $2r$ around pixel \mathbf{x}_{α} . Here the integer $r > 0$ is the width of the discrete PSF. Then, we can express the full conditional of \mathbf{x}_{α} as*

$$(5.2) \quad \mathbf{x}_{\alpha} \sim \pi(\mathbf{x}_{\alpha}|\mathbf{x}_{\setminus\alpha}) = \pi(\mathbf{x}_{\alpha}|\mathbf{x}_{\Phi_{\alpha}\setminus\alpha}) \propto \exp\left(-\sum_{\beta \in \Theta_{\alpha}} V_{\beta}(\mathbf{x}_{\Phi_{\alpha}})\right).$$

Proof. See Appendix A.2. □

In Lemma 5.1, Θ_{α} is the index set of all clique potentials that depend on \mathbf{x}_{α} , and Φ_{α} is the index set of all pixels on which the clique potentials $\{V_{\alpha} | \alpha \in \Theta_{\alpha}\}$ depend. Lemma 5.1 relies on the well-known Hammersly-Clifford theorem [11], and (5.2) basically states that pixel \mathbf{x}_{α} and all pixels in $[d] \setminus \Phi_{\alpha}$ are conditionally independent given the pixels in $\Phi_{\alpha} \setminus \alpha$. Or in other words, the full conditional of pixel \mathbf{x}_{α} depends only on its neighborhood given by $\Phi_{\alpha} \setminus \alpha$. These reduced conditional dependence relationships are generally known as *sparse conditional structure*, and we equivalently say that the posterior density (3.2) is *local* [32, 20].

Sparse conditional structure is often a prerequisite for an efficient and dimension-independent MLwG sampler. Indeed, Lemma 5.1 allows us to equivalently express the target $\pi(\mathbf{x}_i|\mathbf{x}_{\setminus i})$ of the blocked MLwG Algorithm 2.1 in Subsection 2.2 by a density with reduced conditional dependencies. Concretely, we can write similarly to (5.2)

$$(5.3) \quad \mathbf{x}_i \sim \pi(\mathbf{x}_i|\mathbf{x}_{\setminus i}) = \pi(\mathbf{x}_i|\mathbf{x}_{\Phi_i\setminus i}) \propto \exp\left(-\sum_{\beta \in \Theta_i} V_{\beta}(\mathbf{x}_{\Phi_i})\right),$$

where Θ_i is now the index set of all clique potentials that depend on the pixels in block i , and Φ_i is the index set of all pixels on which the clique potentials $\{V_{\alpha} | \alpha \in \Theta_i\}$ depend.

In the following sections, we outline how $\exp(-\sum_{\beta \in \Theta_i} V_{\beta}(\mathbf{x}_{\Phi_i}))$ and its gradient, which is required for the MALA proposal (2.10), can be evaluated efficiently. To this end, we define for the $(k, i-1)$ -th state of the sample chain the *local block likelihood* and the *local block prior*

$$\mathbf{x}_i^{k,i} \sim \exp\left(-l^{k,i-1}(\mathbf{x}_i^{k,i})\right) \quad \text{and} \quad \mathbf{x}_i^{k,i} \sim \exp\left(-\varphi_{\varepsilon}^{k,i-1}(\mathbf{x}_i^{k,i})\right),$$

with the potentials $l^{k,i-1} : \mathbb{R}^q \rightarrow \mathbb{R}_{\geq 0}$ and $\varphi_{\varepsilon}^{k,i-1} : \mathbb{R}^q \rightarrow \mathbb{R}_{\geq 0}$ such that

$$(5.4) \quad \mathbf{x}_i^{k,i} \sim \exp\left(-\sum_{\beta \in \Theta_i} V_{\beta}(\mathbf{x}_i^{k,i}, \mathbf{x}_{\Phi_i\setminus i}^{k,i})\right) = \exp\left(-l^{k,i-1}(\mathbf{x}_i^{k,i})\right) \exp\left(-\varphi_{\varepsilon}^{k,i-1}(\mathbf{x}_i^{k,i})\right).$$

In the potentials $l^{k,i-1}$ and $\varphi_\varepsilon^{k,i-1}$, the pixels $\mathbf{x}_{\Phi_i \setminus i}$ are fixed at the $(k, i-1)$ -th state of the sample chain, i.e., $\mathbf{x}_{\Phi_i \setminus i}^{k,i} = \mathbf{x}_{\Phi_i \setminus i}^{k,i-1}$, such that $l^{k,i-1}$ and $\varphi_\varepsilon^{k,i-1}$ are functions in $\mathbf{x}_i^{k,i}$. In the following sections, we omit the superscripts k, i of $\mathbf{x}_i^{k,i}$ for readability and outline separately the explicit computations of $l^{k,i-1}(\mathbf{x}_i)$ and $\varphi_\varepsilon^{k,i-1}(\mathbf{x}_i)$, and their gradients.

5.1. Local block likelihood. To evaluate the convolution in $l^{k,i-1}(\mathbf{x}_i)$, we require all pixels in the set Φ_i , which contains the pixels in block i and all pixels within a frame of width $2r$ around block i . In the following, we denote this extended block by $\mathbf{x}_i^{+rr} =: \mathbf{x}_{\Phi_i} \in \mathbb{R}^{q_i^{+rr}}$. Correspondingly, we let $\mathbf{x}_i^{+r} \in \mathbb{R}^{q_i^{+r}}$ denote the block \mathbf{x}_i extended by all pixels within a frame of width r around block i . Note that the extended blocks \mathbf{x}_i^{+rr} and \mathbf{x}_i^{+r} have different sizes q_i^{+rr} and q_i^{+r} , respectively, based on their location in the image. For example, \mathbf{x}_i^{+rr} has size $q_i^{+rr} \in \{(m+2r)^2, (m+4r)(m+2r), (m+4r)^2\}$, depending on whether block j is located in a corner, at an edge or in the interior of the image. Moreover, we define the component selection matrices $\mathbf{U}_i^{+r} \in \mathbb{R}^{q_i^{+rr} \times q_i^{+r}}$ and $\mathbf{U}_i \in \mathbb{R}^{q_i^{+rr} \times q_i}$, which allow for the following mappings among \mathbf{x}_i^{+rr} , \mathbf{x}_i^{+r} , and \mathbf{x}_i :

$$\mathbf{U}_i^{+rT} \mathbf{x}_i^{+rr} = \mathbf{x}_i^{+r}, \quad \mathbf{U}_i^T \mathbf{x}_i^{+rr} = \mathbf{x}_i.$$

We show an illustration of the extended blocks in Figure 2.

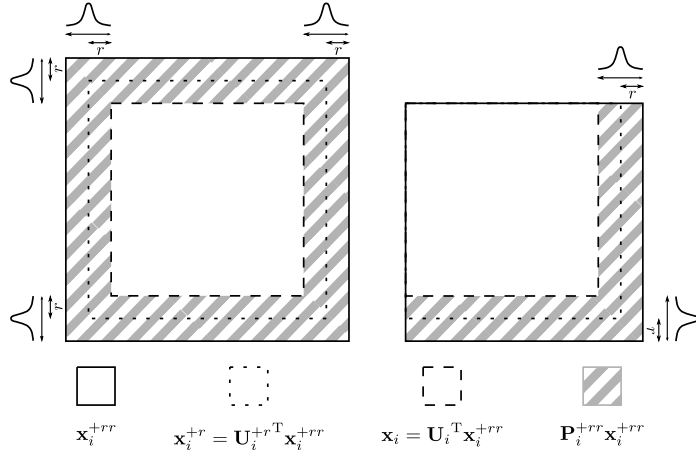


FIG. 2. Examples of extended blocks for an interior block (left) and a corner block (right) in order to compute the local block likelihood.

Now we can evaluate the potential of the local block likelihood by

$$(5.5) \quad l^{k,i-1}(\mathbf{x}_i^{+rr}) = \frac{\lambda}{2} \|\mathbf{y}_i^{+r} - \mathbf{U}_i^{+rT} \mathbf{A}_i^{+rr} \mathbf{x}_i^{+rr}\|_2^2,$$

where $\mathbf{A}_i^{+rr} \in \mathbb{R}^{q_i^{+rr} \times q_i^{+rr}}$ is the convolution matrix with the correct dimensions for the extended block \mathbf{x}_i^{+rr} . Moreover, we let

$$(5.6) \quad \mathbf{A}_i = \mathbf{U}_i^{+rT} \mathbf{A}_i^{+rr} \mathbf{U}_i$$

$$(5.7) \quad \mathbf{y}_i^{k,i-1} = \mathbf{y}_i^{+r} - \mathbf{U}_i^{+rT} \mathbf{A}_i^{+rr} \mathbf{P}_i^{+rr} \mathbf{x}_i^{+rr}$$

where $\mathbf{P}_i^{+rr} = \mathbf{I} - \mathbf{U}_i \mathbf{U}_i^T \in \mathbb{R}^{q_i^{+rr} \times q_i^{+rr}}$ is an orthogonal projector, which projects \mathbf{x}_i^{+rr} onto the fixed pixels of the current update, see the hatched area in Figure 2. Then, we can formulate (5.5) as a function in \mathbf{x}_i :

$$(5.8) \quad l^{k,i-1}(\mathbf{x}_i) = \frac{\lambda}{2} \|\mathbf{y}^{k,i-1} - \mathbf{A}_i \mathbf{x}_i\|_2^2,$$

and the gradient is easily obtained as

$$(5.9) \quad \nabla l^{k,i-1}(\mathbf{x}_i) = -\lambda \mathbf{A}_i^T (\mathbf{y}^{k,i-1} - \mathbf{A}_i \mathbf{x}_i).$$

5.2. Local block prior. The set of pixels Φ_i on which the conditional (5.3) depends is determined by the convolution. To compute the TV in $\varphi_\varepsilon^{k,i-1}$, we do not require all pixels in Φ_i , but only the pixels of block i , extended by a frame of one pixel around it in the similar way as illustrated in Figure 2 with $2r = 1$. In the following, we denote this extended block by $\mathbf{x}_i^{+1} \in \mathbb{R}^{q_i^{+1}}$. Note that the extended block \mathbf{x}_i^{+1} can have different sizes q_i^{+1} , depending on whether it is located in a corner, at an edge or in the interior of the image. Moreover, we define the component selection matrix $\mathbf{W}_i \in \mathbb{R}^{q_i^{+1} \times q_i}$, which allows for the following mapping between \mathbf{x}_i and \mathbf{x}_i^{+1} :

$$\mathbf{W}_i^T \mathbf{x}_i^{+1} = \mathbf{x}_i.$$

Now let

$$\mathbf{D}_i^l = \mathbf{D}_i^{l+1} \mathbf{W}_i, \quad \mathbf{b}_i^{k,i-1} = \mathbf{D}_i^{l+1} \mathbf{P}_i^{+1} \mathbf{x}_i^{+1},$$

where $\mathbf{D}_i^{l+1} \in \mathbb{R}^{q_i^{+1} \times q_i^{+1}}$ computes the differences in vertical ($l = v$) or horizontal ($l = h$) direction of the extended block \mathbf{x}_i^{+1} . Moreover, the orthogonal projector $\mathbf{P}_i^{+1} = \mathbf{I} - \mathbf{W}_i \mathbf{W}_i^T \in \mathbb{R}^{q_i^{+1} \times q_i^{+1}}$ projects \mathbf{x}_i^{+1} onto the pixels, which are fixed during the update, see the hatched area in Figure 2. Then, we can evaluate the potential of the local block prior by

$$(5.10) \quad \varphi_\varepsilon^{k,i-1}(\mathbf{x}_i) = \delta \sum_{\alpha} \sqrt{[\mathbf{D}_i^v \mathbf{x}_i + \mathbf{b}_v^{k,i-1}]_{\alpha}^2 + [\mathbf{D}_i^h \mathbf{x}_i + \mathbf{b}_h^{k,i-1}]_{\alpha}^2 + \varepsilon},$$

and its gradient reads

$$(5.11) \quad \nabla \varphi_\varepsilon^{k,i-1}(\mathbf{x}_i) = \mathbf{D}_i^{vT} \Lambda(\mathbf{x}_i)^{-1} (\mathbf{D}_i^v \mathbf{x}_i + \mathbf{b}_v^{k,i-1}) + \mathbf{D}_i^{hT} \Lambda(\mathbf{x}_i)^{-1} (\mathbf{D}_i^h \mathbf{x}_i + \mathbf{b}_h^{k,i-1}),$$

with

$$\Lambda(\mathbf{x}_i) = \text{diag} \left(\sqrt{[\mathbf{D}_i^v \mathbf{x}_i + \mathbf{b}_v^{k,i-1}]_{\alpha}^2 + [\mathbf{D}_i^h \mathbf{x}_i + \mathbf{b}_h^{k,i-1}]_{\alpha}^2 + \varepsilon} \right).$$

5.3. Local & parallel MLwG algorithm. Due to the local conditional dependencies in the posterior, we may be able to update several blocks in parallel during the loop in line 3 in Algorithm 2.1. However, when updating block i , we have to fix all pixels within a frame of width $2r$ around this block, and therefore, we can not update any of the neighboring blocks at the same time. For an example, see Figure 1, where the hatched area corresponds to the fixed blocks when updating block \mathbf{x}_6 .

We define a parallel updating scheme via the index sets $\mathcal{U}_l \subset [b]$, $l = 1, 2, \dots$ with $\mathcal{U}_l \cap \mathcal{U}_p = \emptyset \ \forall l \neq p$, such that the blocks $\{i \mid i \in \mathcal{U}_l\}$ can be updated in parallel. The choices \mathcal{U}_l are not unique, but it holds $l \geq 4$ for 2D images with square block partition. In this paper, we use the minimal number of required updating sets \mathcal{U}_l ,

i.e., $l \in \{1, 2, 3, 4\}$. With this choice, the number of blocks which can be updated in parallel is

$$(5.12) \quad |\mathcal{U}_l| \geq \left\lfloor \frac{n}{2m} \right\rfloor^2,$$

where we recall that n is the side length of the image and m the side length of the blocks. An example of a parallel updating schedule is illustrated in Figure 1.

In Algorithm 5.1, we state a *local* and *parallel* version of the MLwG Algorithm 2.1. That is, we consider parallel updates in line 4, and we evaluate the full conditionals in the block updates *locally*, i.e., we use the expressions for the local block likelihood (5.8) and the local block prior (5.10) in line 7.

Algorithm 5.1 Local & Parallel MLwG

Input: Number of samples N , step size τ , initial state \mathbf{x}^0 , partition into blocks $i = 1, \dots, b$, sets of indices for parallel updating \mathcal{U}_l .

```

1: for  $k = 1$  to  $N$  do
2:   Set  $\mathbf{x}^{k,0} \leftarrow \mathbf{x}^{k-1}$ .
3:   for  $l = 1$  to 4 do
4:     for all  $i \in \mathcal{U}_l$  do {This loop can be done in parallel.}
5:       Set  $\mathbf{x}_i^{k,i} \leftarrow \mathbf{x}_i^{k,i-1}$ .
6:       Get  $\mathbf{x}_i^{+rr}$  and  $\mathbf{x}_i^{+1}$  from the current state  $\mathbf{x}^{k,i}$  (see Figure 2 for example).
7:       Propose a block candidate  $\mathbf{z}_i^{k,i}$  via (2.10) for the local block density (5.4),
         with potentials given by (5.8) and (5.10). The gradients of the potentials
         are given by (5.9) and (5.11).
8:       Compute the acceptance probability  $\alpha^{k,i}$  (2.8).
9:       Simulate  $u \sim \text{Uniform}(0, 1)$ .
10:      if  $\alpha^{k,i} > u$  then
11:        Set  $\mathbf{x}_i^{k,i} \leftarrow \mathbf{z}_i^{k,i}$ 
12:      end if
13:    end for
14:  end for
15: end for
```

6. Numerical examples. Both images in the following experiments are in grayscale and are normalized such that the pixel values are between 0 and 1. Note however, that we do not enforce the box constraint $[0, 1]$ on the pixel values in our experiments. In each sampling experiment, we compute 5 independent sample chains with 2000 samples each and apply thinning by saving only every 200-th sample to reduce correlation. We check our sample chains for convergence by means of the potential scale reduction factor (PSRF) [10]. In brief, PSRF compares the within-variance with the in-between variance of the chains. Empirically, one considers sample chains to be converged if $\text{PSRF} < 1.1$. We use the Python package *arviz* [14] to compute the PSRF. With the same package, we compute the normalized effective sample size (nESS) and credibility intervals (CI), see, e.g., [21] for definitions.

6.1. Cameraman. In this example, we first check the effect of different choices of the smoothing parameter ε on the posterior density and sampling performance of MLwG. Then, we illustrate the validity of the theoretical results from Section 4, namely the dimension-independent block acceptance and convergence rate of MLwG.

Finally, we compare MLwG to MALA and show that the local & parallel MLwG given in Algorithm 5.1 clearly outperforms MALA in increasing dimension in terms of sample quality and wall-clock time.

6.1.1. Problem description. We consider a blurred and noisy image, “cameraman”, with the size 512×512 , and show the “true” image on the left in Figure 3. The different image sections defined by the black frames and block partitions in the same image are required for the experiments in Subsections 6.1.3 and 6.1.4. The data is synthetically obtained via the observation model (2.1), where $\mathbf{A} \in \mathbb{R}^{d \times d}$ corresponds to the discretization of a Gaussian blurring kernel with radius 8 and standard deviation 8. The noise is a realization of $\epsilon \sim \mathcal{N}(\mathbf{0}, 0.01^2 \mathbf{I})$, and the degraded “cameraman” is shown on the right in Figure 3.




FIG. 3. Left: True “cameraman” image and partition into deblurring problems of different sizes (black frames). All sections are again partitioned into blocks of equal size 64×64 (white frames). Right: Data obtained via Gaussian blur and additive Gaussian noise.

We use the adaptive total variation approach in [23] to determine the rate parameter δ in the TV prior (2.5), and obtain $\delta = 35.80$ for the 512×512 image. We use this choice for all other problem sizes in Subsections 6.1.3 and 6.1.4 as well.

6.1.2. Influence of the smoothing parameter ϵ . We compute MAP estimates for $\epsilon \in \{10^{-3}, 10^{-5}, 10^{-7}\}$ with the majorization-minimization algorithm proposed in [8] and show the results in the left column of Figure 4. We can see that the restoration from $\epsilon = 10^{-3}$ is less cartoon-like and has smoother edges than the other two restorations. The difference between the results from $\epsilon = 10^{-5}$ and $\epsilon = 10^{-7}$ is hardly visible.

We now run our local & parallel MLwG (Algorithm 5.1) for $\epsilon \in \{10^{-3}, 10^{-5}, 10^{-7}\}$ with step size adaptation during burn-in [19] targeting an acceptance rate of 0.547 in each block. We chose this target acceptance rate due to the results in [29]. We show the sample means and widths of the 90% sample CIs in Figure 4. Similar to the MAP estimates, the sample means of $\epsilon = 10^{-5}$ and $\epsilon = 10^{-7}$ are more favorable than the result of $\epsilon = 10^{-3}$ because it contains visible artifacts.

Moreover, the 90% sample CI difference is in general wider for $\epsilon = 10^{-3}$ than for $\epsilon = 10^{-5}$ and $\epsilon = 10^{-7}$. However, on the edges the width of the 90% sample CIs are rather similar. We also list some results about the sample chains in Table 1. Here we note that $\epsilon = 10^{-3}$ allows for a significantly larger step size in comparison to $\epsilon = 10^{-5}$




FIG. 4. *MAP estimates, sample means, and widths of the 90% sample CIs for $\varepsilon \in \{10^{-3}, 10^{-5}, 10^{-7}\}$. The sampling results are obtained with the local & parallel MLwG given in Algorithm 5.1.*

and $\varepsilon = 10^{-7}$. This results in less correlated samples, which is reflected in a larger nESS.

We conclude that relatively small values of ε make the posterior density smoother, allowing for larger step sizes, and thus making the sampling more efficient in terms of nESS. However, at the same time, the results can be visually significantly different compared to choices of small ε , which yield sharper edges in the MAP estimate and the mean. Based on these observations, and since the results for $\varepsilon = 10^{-5}$ and $\varepsilon = 10^{-7}$ are very close, we fix $\varepsilon = 10^{-5}$ in the remaining experiments.

TABLE 1
Sampling results of MLwG for $\varepsilon \in \{10^{-3}, 10^{-5}, 10^{-7}\}$. The shown nESS is the mean over all samples. The shown step size τ and acceptance rate α are the mean over all blocks. The maximum and median PSRF are with respect to all pixels.

ε	nESS [%]	τ [10^{-6}]	α [%]	max PSRF	median PSRF
10^{-3}	53.5	25.8	54.7	1.01	1.00
10^{-5}	27.0	7.5	54.4	1.03	1.00
10^{-7}	21.2	5.6	54.3	1.04	1.00

6.1.3. Dimension-independent block acceptance rate. To test the dimension independent block acceptance rate in Proposition 4.1, we partition the original 512×512 image into 4 sections of sizes 128×128 , 256×256 , 384×384 , and 512×512 . Furthermore, each section is partitioned into blocks of equal size 64×64 . Thus, the number of blocks in the sections of sizes 128×128 , 256×256 , 384×384 , and 512×512 are 4, 16, 36, and 64, respectively. The 4 deblurring problems are shown on the left in Figure 3.

We run the local & parallel MLwG given in Algorithm 5.1 with a step size of $\tau = 7.44 \times 10^{-6}$ on the 4 deblurring problems with different sizes. The step size is taken from a pilot run on the 512×512 problem by targeting an acceptance rate of 0.547 in each block and then taking the average of all block step sizes. For all problem sizes, we use a burn-in period of 31,250 samples. We plot the acceptance rate for each block in Figure 5, and see that the block acceptance rates are indeed dimension-independent.

MLwG block acceptance rates

51.0	50.9	50.7	50.9	50.8	50.8	50.7	51.8
50.8	50.9	51.5	58.7	55.8	50.6	51.8	
	50.7	51.6	58.5	55.8	50.7	50.6	51.4
50.9	54.0	53.9	62.5	64.2	54.1	51.6	
	53.4	53.4	62.5	64.1	52.7	50.7	51.6
	53.8	53.5	62.6	64.1	52.7		
	51.6	54.8	64.3	51.7			
51.1	54.3	51.4	54.8	61.9	50.6	53.1	
	54.1	51.6	54.8	62.0	50.8	52.1	51.6
	50.9	59.7	64.5	55.5			
53.6	53.7	59.2	63.6	54.6	53.6		
	53.6	50.8	59.2	63.6	52.6	53.2	
		50.8	59.2	63.6			
56.5	50.8	51.7	62.7	61.8	62.3	58.6	
	50.9	51.2	61.9	60.5	60.5	58.0	57.2
		51.2	62.1	60.5	60.9		
52.6	55.3	53.7	59.2	53.7	58.3	53.5	
	54.3	53.6	58.8	53.1	57.5	51.7	53.2
54.0	58.7	56.6	59.1	52.8	53.7	56.7	53.7

128 × 128
 256 × 256
 384 × 384
 512 × 512

FIG. 5. Block acceptance rates of MLwG for the different problem sizes in %. The acceptance rates are listed according to the problem sizes in the order shown on the right.

6.1.4. Comparison to MALA. In this subsection, we compare the performance of the our method with MALA. For MALA, we use a diminishing step size adaptation during burn-in and target a step size of 0.547. Further, the numbers of burn-in samples are listed in Table 2 and are chosen such that they increase linearly with the problem size. For MLwG, we use the same setting as in the previous tests.

We compare the sampling performance of MALA and MLwG in Table 2. MLwG yields in general much larger nESS than MALA, because it allows for a larger step size. Furthermore, the nESS of MLwG becomes even larger as the problem size increases. We attribute this to the diminishing constraining effect of the boundary condition associated with the convolution operator on the inner blocks as the dimension increases. In addition, it must be noted that MALA may not converge for the problem sizes 384×384 and 512×512 since the corresponding max PSRF > 1.1 .

Notice that the results from Table 2 also validate the dimension-independent

TABLE 2

Comparison of the local & parallel MLwG and MALA. The printed nESS is the mean over all pixels. For MLwG, the printed acceptance rate and step size are the mean over all blocks. The printed PSRF is the maximum over all pixels.

Problem size		128×128	256×256	384×384	512×512
nESS [%]	MLwG	22.1	24.4	26.2	27.0
	MALA	13.7	9.2	7.4	6.3
τ [10^{-6}]	MLwG	7.4	7.4	7.4	7.4
	MALA	4.8	2.5	1.8	1.4
α [%]	MLwG	60.8	57.7	55.5	54.3
	MALA	53.9	54.3	54.7	55.0
burn-in [10^3]	MLwG	31.250	31.250	31.250	31.250
	MALA	125.000	500.000	1125.000	2000.000
max PSRF	MLwG	1.03	1.03	1.03	1.03
	MALA	1.06	1.08	1.20	1.20

convergence rate in Proposition 4.2 of MLwG. This is because MLwG produces for all problem sizes and with the same burn-in converged chains with roughly constant PSRF. In contrast, MALA requires significantly more burn-in with increasing dimension. We note that despite the clear differences in sampling performance between MLwG and MALA, we do not see clear differences in the sample mean or the widths of the 90% CIs. Therefore, we do not include these results in this paper.

Finally, we compare the wall-clock and CPU time of the sample chains of the local & parallel MLwG and MALA. All chains are run on the same hardware, specifically, Intel® Xeon® E5-2650 v4 processors, which are installed on a high performance computing cluster. Furthermore, we use the optimal number of cores for MLwG, such that all blocks with indices $i \in \mathcal{U}_l$ during loop l in line 4 in Algorithm 5.1 can be updated in parallel.

We show the computing times in terms of samples per second in Figure 6 and observe that the wall-clock time of MLwG remains almost constant and does not increase with the problem dimension. This is because the main computational effort of updating the 64×64 blocks on each core remains constant and only more time is required for handling the increasing number of cores by the main process. For small problem sizes, the wall-clock time of MLwG is longer than that of MALA, because of the overhead of the parallelized implementation and the additional convolutions of fixed pixels in the local block likelihoods. However, since several updates are run in parallel in MLwG, its wall-clock time is eventually shorter than that of MALA, see the time for problem size 512×512 . Note that the total wall-clock time of MALA is actually significantly larger since it requires much more burn-in. The benefits of MLwG obviously come at the cost of CPU time, which increases linearly with the number of cores.

6.2. House. In this section, we use another test image with a different blurring kernel to compare our local & parallel MLwG with MALA.

6.2.1. Problem description. The degraded image is synthetically obtained via the observation model (2.1), where $\mathbf{A} \in \mathbb{R}^{d \times d}$ is obtained through the discrete PSF of a motion blur kernel with the length 17 and the angle 45° . The noise is a realization of $\epsilon \sim \mathcal{N}(\mathbf{0}, 0.01^2 \mathbf{I})$. The true and the degraded image of “house” with the size 512×512 are shown in the first row of Figure 7. We use the adaptive total variation approach

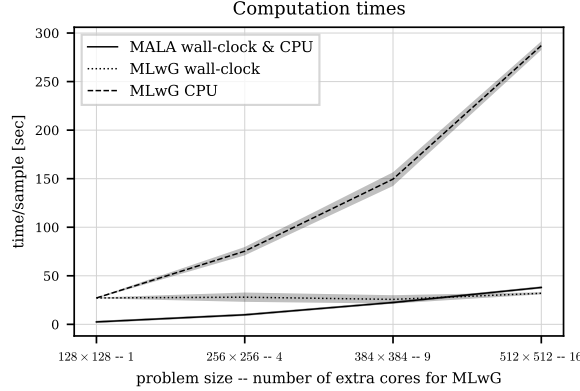


FIG. 6. Mean wall-clock and CPU times of MLwG and MALA. For MLwG, we show the mean plus/minus the standard deviation by means of the shaded area. The wall-clock and CPU time of MALA are approximately equal and are therefore not displayed separately. For MLwG, we used the number of cores indicated in the x-tick labels plus one additional core to handle the main process.




FIG. 7. The true image, the degraded image, the posterior sample mean and the width of the 90% sample CI.

in [23] to determine the rate parameter δ in the TV prior (2.5), and obtain $\delta = 34.83$.

6.2.2. Posterior sampling via MLwG and MALA. Again, we apply both the local & parallel MLwG and MALA to sample the smoothed posterior defined in (3.2). In both methods, we target an acceptance rate of 0.547, and in MLwG we adapt the step size individually in each block. In the second row of Figure 7, we show the posterior mean and the width of the 90% CI obtained via the samples from MLwG.

The restoration results from MALA are neglected, since they are visually identical to the ones from MLwG. However, the data about the sample chains that we show in Table 3 reveals once again the superior performance of MLwG over MALA. Similar as observed in the previous test, MLwG allows for a significantly larger step size which leads to faster convergence and less correlated samples in terms of nESS.

TABLE 3

Sampling data of MLwG and MALA for the “house” image. The shown nESS is the mean over all samples. The shown step size and acceptance rate are the mean over all blocks. The maximum and median PSRF are with respect to all pixels.

	nESS [%]	τ [10^{-6}]	α [%]	burn-in [10^3]	max PSRF
MLwG	32.2	7.4	54.3	31.250	1.02
MALA	7.8	1.4	55.9	2000.000	1.09

7. Conclusions. Uncertainty quantification in imaging problems is usually a difficult task due to the high dimensionality of images. For image deblurring with TV prior, we present a dimension-independent MLwG sampling algorithm. By exploiting the sparse conditional structure of the posterior, the proposed algorithm has dimension-independent block acceptance rates and convergence rate, which are both theoretically proven and numerically validated. To enable the use of the MALA proposal density, we use a smooth approximation of the TV prior, and show that the introduced error is uniformly distributed over the pixels, and thus is dimension-independent. Moreover, through numerical studies, we find that the smoothed posterior converges quickly to the exact posterior and yields feasible results for uncertainty quantification.

Acknowledgments. The work of RF and YD has been supported by a Villum Investigator grant (no. 25893) from The Villum Foundation. The work of SL has been partially funded by Singapore MOE grant A-8000459-00-00. The work of XT has been funded by Singapore MOE grants A-0004263-00-00 and A-8000459-00-00.

REFERENCES

- [1] S. AGRAWAL, H. KIM, D. SANZ-ALONSO, AND A. STRANG, *A variational inference approach to inverse problems with gamma hyperpriors*, SIAM/ASA Journal on Uncertainty Quantification, 10 (2022), pp. 1533–1559.
- [2] S. BABACAN, R. MOLINA, AND A. KATSAGGELOS, *Variational Bayesian Blind Deconvolution Using a Total Variation Prior*, IEEE Transactions on Image Processing, 18 (2009), pp. 12–26, <https://doi.org/10.1109/TIP.2008.2007354>.
- [3] M. BERTERO, P. BOCCACCI, AND C. DE MOI, *Introduction to Inverse Problems in Imaging*, CRC Press, Boca Raton, 2 ed., Oct. 2021, <https://doi.org/10.1201/9781003032755>.
- [4] T. F. CHAN AND J. SHEN, *Image Processing and Analysis: Variational, PDE, Wavelet, and Stochastic Methods*, SIAM, 2005.
- [5] N. CHATTERJI, J. DIAKONIKOLAS, M. I. JORDAN, AND P. BARTLETT, *Langevin monte carlo without smoothness*, in Proceedings of the Twenty Third International Conference on Artificial Intelligence and Statistics, vol. 108 of Proceedings of Machine Learning Research, PMLR, 26–28 Aug 2020, pp. 1716–1726, <https://proceedings.mlr.press/v108/chatterji20a.html>.
- [6] A. DURMUS, É. MOULINES, AND M. PEREYRA, *Efficient Bayesian Computation by Proximal Markov Chain Monte Carlo: When Langevin Meets Moreau*, SIAM Journal on Imaging Sciences, 11 (2018), pp. 473–506, <https://doi.org/10.1137/16M1108340>.
- [7] J. FAN, W. WANG, AND Y. ZHONG, *An l_∞ eigenvector perturbation bound and its application*, Journal of Machine Learning Research, 18 (2018), pp. 1–42.
- [8] M. A. FIGUEIREDO, J. B. DIAS, J. P. OLIVEIRA, AND R. D. NOWAK, *On total variation denoising: A new majorization-minimization algorithm and an experimental comparison with*

- wavelet denoising*, in 2006 International Conference on Image Processing, IEEE, 2006, pp. 2633–2636.
- [9] A. GELMAN, J. B. CARLIN, H. S. STERN, AND D. B. RUBIN, *Bayesian Data Analysis*, Chapman and Hall/CRC, 0 ed., June 1995, <https://doi.org/10.1201/9780429258411>.
 - [10] A. GELMAN AND D. B. RUBIN, *Inference from Iterative Simulation Using Multiple Sequences*, Statistical Science, 7 (1992), pp. 457–472, <https://arxiv.org/abs/2246093>.
 - [11] J. M. HAMMERSLEY AND P. CLIFFORD, *Markov fields on finite graphs and lattices*, Unpublished manuscript, 46 (1971). Citation Key: hammersley1971markov.
 - [12] Y. HU AND W. WANG, *Network-adjusted covariates for community detection*, Biometrika, (2024), p. asae011.
 - [13] V. KOLEHMAINEN, E. SOMERSALO, P. VAUHKONEN, M. VAUHKONEN, AND J. KAIPIO, *A Bayesian approach and total variation priors in 3D electrical impedance tomography*, in Proceedings of the 20th Annual International Conference of the IEEE Engineering in Medicine and Biology Society. Vol.20 Biomedical Engineering Towards the Year 2000 and Beyond (Cat. No.98CH36286), vol. 2, Hong Kong, China, 1998, IEEE, pp. 1028–1031, <https://doi.org/10.1109/IEMBS.1998.745625>.
 - [14] R. KUMAR, C. CARROLL, A. HARTIKAINEN, AND O. MARTIN, *ArviZ a unified library for exploratory analysis of Bayesian models in Python*, Journal of Open Source Software, 4 (2019), p. 1143, <https://doi.org/10.21105/joss.01143>.
 - [15] M. LASSAS AND S. SILTANEN, *Can one use total variation prior for edge-preserving Bayesian inversion?*, Inverse Problems, 20 (2004), pp. 1537–1563, <https://doi.org/10.1088/0266-5611/20/5/013>.
 - [16] T. T.-K. LAU, H. LIU, AND T. POCK, *Non-Log-Concave and Nonsmooth Sampling via Langevin Monte Carlo Algorithms*, May 2023, <https://arxiv.org/abs/2305.15988>.
 - [17] J. LEE AND P. K. KITANIDIS, *Bayesian inversion with total variation prior for discrete geologic structure identification*, Water Resources Research, 49 (2013), pp. 7658–7669, <https://doi.org/10.1002/2012WR013431>.
 - [18] LI, *Markov Random Field Modeling in Image Analysis*, Advances in Pattern Recognition, Springer London, London, 2009, <https://doi.org/10.1007/978-1-84800-279-1>, <https://link.springer.com/10.1007/978-1-84800-279-1>.
 - [19] T. MARSHALL AND G. ROBERTS, *An adaptive approach to Langevin MCMC*, Statistics and Computing, 22 (2012), pp. 1041–1057, <https://doi.org/10.1007/s11222-011-9276-6>.
 - [20] M. MORZFELD, X. TONG, AND Y. MARZOUK, *Localization for MCMC: Sampling high-dimensional posterior distributions with local structure*, Journal of Computational Physics, 380 (2019), pp. 1–28, <https://doi.org/10.1016/j.jcp.2018.12.008>.
 - [21] K. P. MURPHY, *Machine Learning: A Probabilistic Perspective*, Adaptive Computation and Machine Learning Series, MIT Press, Cambridge, MA, 2012.
 - [22] Y. NESTEROV AND V. SPOKOINY, *Random Gradient-Free Minimization of Convex Functions*, Foundations of Computational Mathematics, 17 (2017), pp. 527–566, <https://doi.org/10.1007/s10208-015-9296-2>.
 - [23] J. P. OLIVEIRA, J. M. BIOUSCAS-DIAS, AND M. A. FIGUEIREDO, *Adaptive total variation image deblurring: A majorization-minimization approach*, Signal Processing, 89 (2009), pp. 1683–1693, <https://doi.org/10.1016/j.sigpro.2009.03.018>.
 - [24] N. PARAGIOS, Y. CHEN, AND O. D. FAUGERAS, *Handbook of mathematical models in computer vision*, Springer Science & Business Media, 2006.
 - [25] L. PARDO, *Statistical inference based on divergence measures*, Statistics: a series of textbooks and monographs, CRC Press, 2018, <https://books.google.de/books?id=ziDGGIkhqLMC>. Citation Key: pardo2018statistical tex.lccn: 2005049685.
 - [26] T. PARK AND G. CASELLA, *The Bayesian Lasso*, Journal of the American Statistical Association, 103 (2008), pp. 681–686, <https://doi.org/10.1198/016214508000000337>.
 - [27] M. PEREYRA, *Proximal Markov chain Monte Carlo algorithms*, Statistics and Computing, 26 (2016), pp. 745–760, <https://doi.org/10.1007/s11222-015-9567-4>.
 - [28] C. P. ROBERT AND G. CASELLA, *Monte Carlo Statistical Methods*, Springer Texts in Statistics, Springer New York, New York, NY, 2004, <https://doi.org/10.1007/978-1-4757-4145-2>.
 - [29] G. O. ROBERTS AND J. S. ROSENTHAL, *Optimal scaling for various Metropolis-Hastings algorithms*, Statistical Science, 16 (2001), <https://doi.org/10.1214/ss/1015346320>.
 - [30] L. I. RUDIN, S. OSHER, AND E. FATEMI, *Nonlinear total variation based noise removal algorithms*, Physica D: Nonlinear Phenomena, 60 (1992), pp. 259–268, [https://doi.org/10.1016/0167-2789\(92\)90242-F](https://doi.org/10.1016/0167-2789(92)90242-F).
 - [31] E. SOMERSALO, J. P. KAIPIO, M. J. VAUHKONEN, D. BAROUDI, AND S. JAERVENPAEAE, *Impedance imaging and Markov chain Monte Carlo methods*, in Optical Science, Engineering and Instrumentation '97, R. L. Barbour, M. J. Carvlin, and M. A. Fiddy, eds., San Diego,

- CA, Dec. 1997, pp. 175–185, <https://doi.org/10.1117/12.279723>.
- [32] X. T. TONG, M. MORZFELD, AND Y. M. MARZOUK, *MALA-within-Gibbs Samplers for High-Dimensional Distributions with Sparse Conditional Structure*, SIAM Journal on Scientific Computing, 42 (2020), pp. A1765–A1788, <https://doi.org/10.1137/19M1284014>.
- [33] X. T. TONG, W. WANG, AND Y. WANG, *Pca matrix denoising is uniform*, arXiv preprint arXiv:2306.12690, (2023).
- [34] C. R. VOGEL, *Computational Methods for Inverse Problems*, Society for Industrial and Applied Mathematics, Jan. 2002, <https://doi.org/10.1137/1.9780898717570>.

Appendix A. Proofs.

A.1. Dimension-independent approximation error. We mainly use Stein’s method to prove Theorem 3.2. Two technical lemmas are provided in Appendix A.1.2.

A.1.1. Proof of Theorem 3.2. By Kantorovich duality, the Wasserstein-1 distance of π_i and $\pi_{\varepsilon,i}$ can be written as

$$W_1(\pi_i, \pi_{\varepsilon,i}) = \sup_{\phi_0 \in \text{Lip}_1(\mathbb{R}^q)} \int \phi_0(\mathbf{x}_i) (\pi_i(\mathbf{x}_i) - \pi_{\varepsilon,i}(\mathbf{x}_i)) d\mathbf{x}_i,$$

where $\text{Lip}_1(\mathbb{R}^q)$ denotes the 1-Lipschitz function class. For any $\phi_0 \in \text{Lip}_1$, denote

$$\phi(\mathbf{x}_i) = \phi_0(\mathbf{x}_i) - \int \phi_0(\mathbf{x}_i) \pi_{\varepsilon,i}(\mathbf{x}_i) d\mathbf{x}_i = \phi_0(\mathbf{x}_i) - \int \phi_0(\mathbf{x}_i) \pi_{\varepsilon}(\mathbf{x}) d\mathbf{x}.$$

Then $\phi \in \text{Lip}_1^0(\pi_{\varepsilon,i})$, the class of 1-Lipschitz functions that are mean-zero w.r.t. $\pi_{\varepsilon,i}$:

$$(A.1) \quad \text{Lip}_1^0(\pi_{\varepsilon,i}) := \left\{ \phi \in \text{Lip}_1(\mathbb{R}^q) : \int \phi(\mathbf{x}_i) \pi_{\varepsilon,i}(\mathbf{x}_i) d\mathbf{x}_i = 0 \right\}.$$

Then by definition,

$$\begin{aligned} \int \phi_0(\mathbf{x}_i) (\pi_i(\mathbf{x}_i) - \pi_{\varepsilon,i}(\mathbf{x}_i)) d\mathbf{x}_i &= \int \phi(\mathbf{x}_i) (\pi_i(\mathbf{x}_i) - \pi_{\varepsilon,i}(\mathbf{x}_i)) d\mathbf{x}_i \\ &= \int \phi(\mathbf{x}_i) \pi_i(\mathbf{x}_i) d\mathbf{x}_i = \int \phi(\mathbf{x}_i) \pi(\mathbf{x}) d\mathbf{x}. \end{aligned}$$

Given $\phi(\mathbf{x}_i)$, consider the Poisson equation for $u(\mathbf{x})$:

$$(A.2) \quad \Delta u(\mathbf{x}) + \nabla \log \pi_{\varepsilon}(\mathbf{x}) \cdot \nabla u(\mathbf{x}) = \phi(\mathbf{x}_i).$$

By Lemma A.1, the solution exists and satisfies the gradient estimate

$$\sum_j \|\nabla_j u\|_{L^\infty} \leq 2\lambda^{-1}c^{-1}.$$

Then by integration by parts,

$$\begin{aligned} \int \phi(\mathbf{x}_i) \pi(\mathbf{x}) d\mathbf{x} &= \int (-\nabla u(\mathbf{x}) \cdot \nabla \log \pi(\mathbf{x}) + \nabla \log \pi_{\varepsilon}(\mathbf{x}) \cdot \nabla u(\mathbf{x})) \pi(\mathbf{x}) d\mathbf{x} \\ &\leq \sum_{j=1}^b \|\nabla_j u\|_{L^\infty} \cdot \max_j \|\nabla_j \log \pi_{\varepsilon} - \nabla_j \log \pi\|_{L^1(\pi)}. \end{aligned}$$

Combine the above two inequalities, we have

$$\begin{aligned} (A.3) \quad \max_i W_1(\pi_i, \pi_{\varepsilon,i}) &= \max_i \sup_{\phi \in \text{Lip}_1^0(\pi_{\varepsilon,i})} \int \phi(\mathbf{x}_i) \pi(\mathbf{x}) d\mathbf{x} \\ &\leq 2\lambda^{-1}c^{-1} \max_j \|\nabla_j \log \pi_{\varepsilon} - \nabla_j \log \pi\|_{L^1(\pi)}. \end{aligned}$$

Note here $\nabla_j \log \pi$ is not defined pointwise, but it suffices to require that $\nabla_j \log \pi \in L^1(\pi)$. It suffices to control the right hand side of (A.3). By definition,

$$\begin{aligned} \nabla_j \log \pi(\mathbf{x}) - \nabla_j \log \pi_\varepsilon(\mathbf{x}) &= \nabla_j \varphi_\varepsilon(\mathbf{x}) - \nabla_j \varphi_0(\mathbf{x}) \\ &= \delta \sum_{\alpha=1}^d \left[\left((\mathbf{D}_\alpha^{(v)} \mathbf{x})^2 + (\mathbf{D}_\alpha^{(h)} \mathbf{x})^2 + \varepsilon \right)^{-1/2} - \left((\mathbf{D}_\alpha^{(v)} \mathbf{x})^2 + (\mathbf{D}_\alpha^{(h)} \mathbf{x})^2 \right)^{-1/2} \right] \\ &\quad \cdot \left((\mathbf{D}_\alpha^{(v)} \mathbf{x}) (\mathbf{D}_{\alpha,j}^{(v)})^\top + (\mathbf{D}_\alpha^{(h)} \mathbf{x}) (\mathbf{D}_{\alpha,j}^{(h)})^\top \right) =: \delta \sum_{\alpha=1}^d \mathbf{v}_\alpha(\mathbf{x}). \end{aligned}$$

Here we denote $\mathbf{D}_{\alpha,j}^{(v)} \in \mathbb{R}^{1 \times q}$ as the j -th block of $\mathbf{D}_\alpha \in \mathbb{R}^{1 \times d}$, and similar for $\mathbf{D}_{\alpha,j}^{(h)}$. To control $\|\mathbf{v}_\alpha(\mathbf{x})\|_2$, notice

$$\begin{aligned} \left\| (\mathbf{D}_\alpha^{(v)} \mathbf{x}) (\mathbf{D}_{\alpha,j}^{(v)})^\top + (\mathbf{D}_\alpha^{(h)} \mathbf{x}) (\mathbf{D}_{\alpha,j}^{(h)})^\top \right\|_2 &\leq |\mathbf{D}_\alpha^{(v)} \mathbf{x}| \|\mathbf{D}_{\alpha,j}^{(v)}\|_2 + |\mathbf{D}_\alpha^{(h)} \mathbf{x}| \|\mathbf{D}_{\alpha,j}^{(h)}\|_2 \\ &\leq \sqrt{2} \left(|\mathbf{D}_\alpha^{(v)} \mathbf{x}| + |\mathbf{D}_\alpha^{(h)} \mathbf{x}| \right) \leq 2 \left((\mathbf{D}_\alpha^{(v)} \mathbf{x})^2 + (\mathbf{D}_\alpha^{(h)} \mathbf{x})^2 \right)^{1/2} =: 2 \|\mathbf{D}_\alpha \mathbf{x}\|_2. \end{aligned}$$

Here we denote $\mathbf{D}_\alpha \mathbf{x} = (\mathbf{D}_\alpha^{(v)} \mathbf{x}, \mathbf{D}_\alpha^{(h)} \mathbf{x}) \in \mathbb{R}^2$. Notice $\mathbf{D}_{\alpha,j}^{(v)} = \mathbf{D}_{\alpha,j}^{(h)} = 0$ if α does not live in block j or a neighbor of block j , so that there are at most $(m+2)^2$ indices α s.t. $\mathbf{v}_\alpha(\mathbf{x})$ is nonzero. Therefore,

$$\begin{aligned} \|\nabla_j \log \pi(\mathbf{x}) - \nabla_j \log \pi_\varepsilon(\mathbf{x})\|_{L^1(\pi)} &\leq \delta \cdot \mathbb{E}_{\mathbf{x} \sim \pi} \sum_{\alpha: \mathbf{v}_\alpha(\mathbf{x}) \neq 0} \|\mathbf{v}_\alpha(\mathbf{x})\|_2 \\ (A.4) \quad &\leq 2\delta(m+2)^2 \max_{\alpha} \mathbb{E}_{\mathbf{x} \sim \pi} \left[1 - \frac{\|\mathbf{D}_\alpha \mathbf{x}\|_2}{\sqrt{\|\mathbf{D}_\alpha \mathbf{x}\|_2^2 + \varepsilon}} \right]. \end{aligned}$$

Denote the function $I_\alpha(t) := \mathbb{E}_{\mathbf{x} \sim \pi} \left[1 - \frac{\|\mathbf{D}_\alpha \mathbf{x}\|_2}{\sqrt{\|\mathbf{D}_\alpha \mathbf{x}\|_2^2 + t^2}} \right]$. Then $I_\alpha(0) = 0$ and

$$\begin{aligned} I'_\alpha(t) &= \mathbb{E}_{\mathbf{x} \sim \pi} \left[\frac{\|\mathbf{D}_\alpha \mathbf{x}\|_2 t}{\left(\|\mathbf{D}_\alpha \mathbf{x}\|_2^2 + t^2 \right)^{3/2}} \right] \leq \mathbb{E}_{\mathbf{x} \sim \pi} \left[\frac{\|\mathbf{D}_\alpha \mathbf{x}\|_2^2 + t^2}{2 \left(\|\mathbf{D}_\alpha \mathbf{x}\|_2^2 + t^2 \right)^{3/2}} \right] \\ &\leq \mathbb{E}_{\mathbf{x} \sim \pi} \left[\frac{1}{2 \left(\|\mathbf{D}_\alpha \mathbf{x}\|_2^2 + t^2 \right)^{1/2}} \right] \leq \frac{1}{2} \mathbb{E}_{\mathbf{x} \sim \pi} \|\mathbf{D}_\alpha \mathbf{x}\|_2^{-1}. \end{aligned}$$

By Lemma A.2, there exists a dimension-independent constant C_π s.t.

$$\max_{\alpha} \mathbb{E}_{\mathbf{x} \sim \pi} \|\mathbf{D}_\alpha \mathbf{x}\|_2^{-1} \leq C_\pi.$$

This implies that $I'_\alpha(t) \leq C_\pi/2 \Rightarrow I_\alpha(t) \leq C_\pi t/2$. So that

$$\mathbb{E}_{\mathbf{x} \sim \pi} \left[1 - \frac{\|\mathbf{D}_\alpha \mathbf{x}\|_2}{\sqrt{\|\mathbf{D}_\alpha \mathbf{x}\|_2^2 + \varepsilon}} \right] \leq \frac{1}{2} C_\pi \varepsilon^{1/2}.$$

Substitute this into (A.4), we have

$$\|\nabla_j \log \pi(\mathbf{x}) - \nabla_j \log \pi_\varepsilon(\mathbf{x})\|_{L^1(\pi)} \leq C_\pi \delta (m+2)^2 \varepsilon^{1/2}.$$

Finally, substitute this into (A.3), we have

$$\max_i W_1(\pi_i, \pi_{\varepsilon,i}) \leq 2\lambda^{-1} c^{-1} \cdot C_\pi \delta (m+2)^2 \varepsilon^{1/2}.$$

Notice we take $\frac{\lambda}{\delta} \geq \frac{64}{c\sqrt{\varepsilon}}$ and $b > 1$. The conclusion follows easily from

$$2\lambda^{-1} c^{-1} \cdot C_\pi \delta (m+2)^2 \varepsilon^{1/2} \leq C_\pi \cdot \frac{(m+2)^2}{32} \cdot \varepsilon =: C\varepsilon,$$

for some dimension-independent constant C .

A.1.2. Some technical lemmas.

LEMMA A.1. *Under the assumptions in Theorem 3.2, the solution $u(\mathbf{x})$ to the Poisson equation (A.2) exists, unique up to a constant, and satisfies the gradient estimate*

$$(A.5) \quad \sum_j \|\nabla_j u\|_{L^\infty} \leq 2\lambda^{-1} c^{-1}.$$

Proof. Denote the operator

$$\mathcal{L}u(\mathbf{x}) := \Delta u(\mathbf{x}) + \nabla \log \pi_\varepsilon(\mathbf{x}) \cdot \nabla u(\mathbf{x}).$$

For simplicity, we still denote $\mathcal{L}\mathbf{v}(\mathbf{x})$ when \mathbf{v} is a vector-valued function

$$\mathcal{L}\mathbf{v}(\mathbf{x}) := (\mathcal{L}\mathbf{v}_1(\mathbf{x}), \dots, \mathcal{L}\mathbf{v}_b(\mathbf{x}))^T.$$

It suffices to prove (A.5) for $\phi \in C^1 \cap \text{Lip}_1^0(\pi_{\varepsilon,i})$. Note this space is dense in $\text{Lip}_1^0(\pi_{\varepsilon,i})$, so for general $\phi \in \text{Lip}_1(\pi_{\varepsilon,i})$, we can take a sequence of $\phi_k \in C^1 \cap \text{Lip}_1^0(\pi_{\varepsilon,i})$ that converges to ϕ . (A.5) holds uniformly for ϕ_k , so that passing the limit shows that it holds for any $\phi \in \text{Lip}_1^0(\pi_{\varepsilon,i})$. Now fix any $\phi \in C^1 \cap \text{Lip}_1^0(\pi_{\varepsilon,i})$. It is straightforward to verify by standard elliptic theory that the solution exists (up to a constant) and $u \in C^3$. Taking gradient w.r.t. \mathbf{x}_j in (A.2), we obtain

$$(A.6) \quad \nabla_j \phi(\mathbf{x}_i) = \mathcal{L}(\nabla_j u)(\mathbf{x}) + \sum_k \nabla_{jk}^2 \log \pi_\varepsilon(\mathbf{x}) \nabla_k u(\mathbf{x}).$$

Recall by definition (3.2), $\pi_\varepsilon(\mathbf{x}) \propto \exp(-l(\mathbf{x}) - \varphi_\varepsilon(\mathbf{x}))$. Direct computation shows

$$\nabla^2 \log \pi_\varepsilon(\mathbf{x}) = -\nabla^2 l(\mathbf{x}) - \nabla^2 \varphi_\varepsilon(\mathbf{x}) = -\lambda \mathbf{A}^T \mathbf{A} - \nabla^2 \varphi_\varepsilon(\mathbf{x}),$$

where the (i, j) -th subblock of $\nabla^2 \varphi_\varepsilon(\mathbf{x})$ is given by

$$(A.7) \quad \begin{aligned} \nabla_{ij}^2 \varphi_\varepsilon(\mathbf{x}) &= \delta \sum_{\alpha=1}^d \left((\mathbf{D}_\alpha^{(v)} \mathbf{x})^2 + (\mathbf{D}_\alpha^{(h)} \mathbf{x})^2 + \varepsilon \right)^{-3/2} \\ &\cdot \left[\left((\mathbf{D}_\alpha^{(v)} \mathbf{x}) \mathbf{D}_{\alpha,i}^{(v)} - (\mathbf{D}_\alpha^{(h)} \mathbf{x}) \mathbf{D}_{\alpha,i}^{(h)} \right)^T \left((\mathbf{D}_\alpha^{(v)} \mathbf{x}) \mathbf{D}_{\alpha,j}^{(v)} - (\mathbf{D}_\alpha^{(h)} \mathbf{x}) \mathbf{D}_{\alpha,j}^{(h)} \right) \right. \\ &\quad \left. + \varepsilon \left((\mathbf{D}_{\alpha,i}^{(v)})^T \mathbf{D}_{\alpha,j}^{(v)} + (\mathbf{D}_{\alpha,i}^{(h)})^T \mathbf{D}_{\alpha,j}^{(h)} \right) \right]. \end{aligned}$$

For simplicity, denote $H(\mathbf{x}) = \nabla^2 \varphi_\varepsilon(\mathbf{x})$. Multiplying (A.6) from left by $-(\nabla_j u(\mathbf{x}))^\top$,

$$(A.8) \quad \begin{aligned} & -(\nabla_j u(\mathbf{x}))^\top \nabla_j \phi(\mathbf{x}_i) + (\nabla_j u(\mathbf{x}))^\top \mathcal{L}(\nabla_j u)(\mathbf{x}) \\ & = \sum_k (\nabla_j u(\mathbf{x}))^\top (\lambda \mathbf{A}^\top \mathbf{A} + H(\mathbf{x}))_{jk} \nabla_k u(\mathbf{x}). \end{aligned}$$

Since $\mathbf{A}^\top \mathbf{A}$ is c -diagonal block dominant with matrix $M \in \mathbb{R}^{b \times b}$, and H_{jj} is positive definite since φ_ε is convex, so that,

$$\begin{aligned} & \sum_k (\nabla_j u(\mathbf{x}))^\top (\lambda \mathbf{A}^\top \mathbf{A} + H(\mathbf{x}))_{jk} \nabla_k u(\mathbf{x}) \\ & = (\nabla_j u(\mathbf{x}))^\top (\lambda \mathbf{A}^\top \mathbf{A} + H(\mathbf{x}))_{jj} \nabla_j u(\mathbf{x}) + \sum_{k \neq j} (\nabla_j u(\mathbf{x}))^\top (\lambda \mathbf{A}^\top \mathbf{A} + H(\mathbf{x}))_{jk} \nabla_k u(\mathbf{x}) \\ & \geq \lambda M_{jj} \|\nabla_j u(\mathbf{x})\|_2^2 - \lambda \sum_{k \neq j} (M_{jk} + \|H_{jk}(\mathbf{x})\|_2) \|\nabla_j u(\mathbf{x})\|_2 \|\nabla_k u(\mathbf{x})\|_2. \end{aligned}$$

Next we control $\|H_{jk}(\mathbf{x})\|_2$. Note $\mathbf{D}_{\alpha,i}^{(v)} = 0$ if α does not live in block i or a vertical neighbor of block i . Similarly for $\mathbf{D}_{\alpha,i}^{(h)}$. Therefore, $H_{ij}(\mathbf{x}) = 0$ if i and j are not neighbors. For vertical neighbors i, j , there are exactly $2m$ boundary indices α s.t. $(\mathbf{D}_{\alpha,i}^{(v)})^\top \mathbf{D}_{\alpha,j}^{(v)} \neq 0$, and $\left\| (\mathbf{D}_{\alpha,i}^{(v)})^\top \mathbf{D}_{\alpha,j}^{(v)} \right\|_2 \leq 2$. Moreover,

$$\begin{aligned} & \left\| \left((\mathbf{D}_\alpha^{(v)} \mathbf{x}) \mathbf{D}_{\alpha,i}^{(v)} - (\mathbf{D}_\alpha^{(h)} \mathbf{x}) \mathbf{D}_{\alpha,i}^{(h)} \right)^\top \left((\mathbf{D}_\alpha^{(v)} \mathbf{x}) \mathbf{D}_{\alpha,j}^{(v)} - (\mathbf{D}_\alpha^{(h)} \mathbf{x}) \mathbf{D}_{\alpha,j}^{(h)} \right) \right\|_2 \\ & \leq \left(\sqrt{2} |\mathbf{D}_\alpha^{(v)} \mathbf{x}| + \sqrt{2} |\mathbf{D}_\alpha^{(h)} \mathbf{x}| \right)^2 \leq 4 \left((\mathbf{D}_\alpha^{(v)} \mathbf{x})^2 + (\mathbf{D}_\alpha^{(h)} \mathbf{x})^2 \right). \end{aligned}$$

Therefore, recall (A.7), it holds that

$$(A.9) \quad \begin{aligned} \|H_{ij}(\mathbf{x})\|_2 & \leq \delta \sum_{\alpha \text{ in boundary}} \left((\mathbf{D}_\alpha^{(v)} \mathbf{x})^2 + (\mathbf{D}_\alpha^{(h)} \mathbf{x})^2 + \varepsilon \right)^{-3/2} \\ & \cdot \left[4 \left((\mathbf{D}_\alpha^{(v)} \mathbf{x})^2 + (\mathbf{D}_\alpha^{(h)} \mathbf{x})^2 \right) + 4\varepsilon \right] \\ & \leq 4\delta \sum_{\alpha \text{ in boundary}} \left((\mathbf{D}_\alpha^{(v)} \mathbf{x})^2 + (\mathbf{D}_\alpha^{(h)} \mathbf{x})^2 + \varepsilon \right)^{-1/2} \leq 8m\delta\varepsilon^{-1/2}. \end{aligned}$$

Similar result holds when i, j are horizontal neighbors. Also notice $H_{jk}(\mathbf{x}) = 0$ when $j \not\sim k$, where we denote $j \sim k$ if $j \neq k$ are neighboring blocks. Now substitute the above inequalities into (A.8), we have

$$(A.10) \quad \begin{aligned} & -(\nabla_j u(\mathbf{x}))^\top \nabla_j \phi(\mathbf{x}_i) + (\nabla_j u(\mathbf{x}))^\top \mathcal{L}(\nabla_j u)(\mathbf{x}) \\ & \geq \lambda M_{jj} \|\nabla_j u(\mathbf{x})\|_2^2 - \sum_{k \neq j} (\lambda M_{jk} + 8m\delta\varepsilon^{-1/2} \mathbf{1}_{j \sim k}) \|\nabla_j u(\mathbf{x})\|_2 \|\nabla_k u(\mathbf{x})\|_2. \end{aligned}$$

Consider \mathbf{x} where $\|\nabla_j u(\mathbf{x})\|_2$ reaches its maximum, i.e. $\|\nabla_j u(\mathbf{x})\|_2 = \|\nabla_j u\|_{L^\infty}$. The first order optimality condition reads

$$0 = \nabla \left(\|\nabla_j u(\mathbf{x})\|_2^2 \right) = \nabla \nabla_j u(\mathbf{x}) \cdot \nabla_j u(\mathbf{x}),$$

and the second order optimality condition reads

$$0 \geq \Delta (\|\nabla_j u(\mathbf{x})\|_2^2) = 2\|\nabla \nabla_j u(\mathbf{x})\|_F^2 + 2(\nabla_j u(\mathbf{x}))^T \Delta \nabla_j u(\mathbf{x}).$$

So that $(\nabla_j u(\mathbf{x}))^T \Delta \nabla_j u(\mathbf{x}) \leq 0$ since $\|\nabla \nabla_j u(\mathbf{x})\|_F^2 \geq 0$. Under these conditions,

$$(\nabla_j u(\mathbf{x}))^T \mathcal{L}(\nabla_j u(\mathbf{x})) = (\nabla_j u(\mathbf{x}))^T \Delta \nabla_j u(\mathbf{x}) + \nabla \log \pi_\varepsilon(\mathbf{x}) \cdot \nabla \nabla_j u(\mathbf{x}) \cdot \nabla_j u(\mathbf{x}) \leq 0.$$

So that at the maximum point, (A.10) reads

$$\begin{aligned} \lambda M_{jj} \|\nabla_j u\|_{L^\infty}^2 - \sum_{k \neq j} (\lambda M_{jk} + 8m\delta\varepsilon^{-1/2} \mathbf{1}_{j \sim k}) \|\nabla_j u\|_{L^\infty} \|\nabla_k u(\mathbf{x})\|_2 \\ \leq -(\nabla_j u(\mathbf{x}))^T \nabla_j \phi(\mathbf{x}_i) + (\nabla_j u(\mathbf{x}))^T \mathcal{L}(\nabla_j u)(\mathbf{x}) \\ \leq \|\nabla_j u(\mathbf{x})\|_2 \|\nabla_j \phi(\mathbf{x}_i)\|_2 + 0 \leq \delta_{ij} \|\nabla_j u\|_{L^\infty}. \end{aligned}$$

Here we use $\|\nabla_j \phi(\mathbf{x}_i)\|_2 \leq \delta_{ij}$, since ϕ is 1-Lipschitz and is only a function of \mathbf{x}_i . So if $\|\nabla_j u\|_{L^\infty} > 0$, it holds that

$$\delta_{ij} \geq \lambda M_{jj} \|\nabla_j u\|_{L^\infty} - \sum_{k \neq j} (\lambda M_{jk} + 8m\delta\varepsilon^{-1/2} \mathbf{1}_{j \sim k}) \|\nabla_k u\|_{L^\infty}.$$

Taking summation over $j \in \mathcal{J} := \{j \in [b] : \|\nabla_j u\|_{L^\infty} > 0\}$ gives

$$(A.11) \quad 1 \geq \sum_{j \in \mathcal{J}} \delta_{ij} \geq \sum_{j \in \mathcal{J}} \|\nabla_j u\|_{L^\infty} \left[\lambda M_{jj} - \sum_{k \neq j} (\lambda M_{jk} + 8m\delta\varepsilon^{-1/2} \mathbf{1}_{j \sim k}) \right].$$

Notice $\#\{k : j \sim k\} \leq 4$, and we take $\frac{\lambda}{\delta} \geq \frac{64m}{c\sqrt{\varepsilon}}$, so that

$$(A.12) \quad \begin{aligned} \lambda M_{jj} - \sum_{k \neq j} (\lambda M_{jk} + 8m\delta\varepsilon^{-1/2} \mathbf{1}_{j \sim k}) \\ \geq \lambda \left(M_{jj} - \sum_{k \neq j} M_{kj} \right) - 32m\delta\varepsilon^{-1/2} \geq \lambda c - 32m\delta\varepsilon^{-1/2} \geq \frac{\lambda c}{2}. \end{aligned}$$

Together with (A.11), we obtain (A.5). \square

LEMMA A.2. *There exists a dimension-independent constant C_π s.t.*

$$\max_{\alpha} \mathbb{E}_{\mathbf{x} \sim \pi} \|\mathbf{D}_\alpha \mathbf{x}\|_2^{-1} \leq C_\pi.$$

Proof. Fix any $\alpha \in [d]$. For simplicity, denote

$$\mathbf{D}_\alpha \mathbf{x} = (\mathbf{D}_\alpha^{(v)} \mathbf{x}, \mathbf{D}_\alpha^{(h)} \mathbf{x}) = (\mathbf{x}_\alpha - \mathbf{x}_\alpha^{(v)}, \mathbf{x}_\alpha - \mathbf{x}_\alpha^{(h)}).$$

Introduce change of variable $\mathbf{z} = T\mathbf{x}$ for some linear map determined via

$$\mathbf{z}_\alpha^{(v)} = \mathbf{x}_\alpha^{(v)} - \mathbf{x}_\alpha, \quad \mathbf{z}_\alpha^{(h)} = \mathbf{x}_\alpha^{(h)} - \mathbf{x}_\alpha,$$

and $\mathbf{z}_{\alpha-} = \mathbf{x}_{\alpha-} \in \mathbb{R}^{d-2}$ for the other coordinates. Accordingly $\pi(\mathbf{x})$ is transformed into another distribution $\mu(\mathbf{z}) = \pi(T^{-1}\mathbf{z})$ (note $\det T = 1$). Also note that T^{-1} admits explicit form, i.e.

$$\mathbf{x}_\alpha^{(v)} = \mathbf{z}_\alpha^{(v)} + \mathbf{z}_\alpha, \quad \mathbf{x}_\alpha^{(h)} = \mathbf{z}_\alpha^{(h)} + \mathbf{z}_\alpha, \quad \mathbf{x}_{\alpha-} = \mathbf{z}_{\alpha-}.$$

Denote $\mathbf{z}_{\alpha+} = (\mathbf{z}_{\alpha}^{(v)}, \mathbf{z}_{\alpha}^{(h)})$ for convenience. Consider the factorization

$$\mu(\mathbf{z}) = \mu(\mathbf{z}_{\alpha+}, \mathbf{z}_{\alpha-}) = \mu(\mathbf{z}_{\alpha+} | \mathbf{z}_{\alpha-}) \mu(\mathbf{z}_{\alpha-}).$$

where $\mu(\mathbf{z}_{\alpha-})$ denotes the marginal of μ on $\mathbf{z}_{\alpha-}$. Notice

$$\log \mu(\mathbf{z}_{\alpha+} | \mathbf{z}_{\alpha-}) = -\frac{\lambda}{2} \|\mathbf{y} - \mathbf{A}T^{-1}\mathbf{z}\|_2^2 - \delta \sum_{\alpha=1}^d \|\mathbf{D}_{\alpha}(T^{-1}\mathbf{z})\|_2 - \log \mu(\mathbf{z}_{\alpha-}) + \text{const.}$$

Fix $\mathbf{z}_{\alpha-}$ for the moment. Notice $\frac{\lambda}{2} \|\mathbf{y} - \mathbf{A}T^{-1}\mathbf{z}\|_2^2$ is L -smooth for some dimension-independent $L > 0$, since only a dimension-independent number of coordinates of $\mathbf{A}T^{-1}\mathbf{z}$ depend on $\mathbf{z}_{\alpha-}$. Therefore, fix any $\mathbf{z}_{\alpha+}^0$,

$$\begin{aligned} \frac{\lambda}{2} \|\mathbf{y} - \mathbf{A}T^{-1}(\mathbf{z}_{\alpha+}, \mathbf{z}_{\alpha-})\|_2^2 - \frac{\lambda}{2} \|\mathbf{y} - \mathbf{A}T^{-1}(\mathbf{z}_{\alpha+}^0, \mathbf{z}_{\alpha-})\|_2^2 - \mathbf{v}^0 \cdot (\mathbf{z}_{\alpha+} - \mathbf{z}_{\alpha+}^0) \\ \leq \frac{L}{2} \|\mathbf{z}_{\alpha+} - \mathbf{z}_{\alpha+}^0\|_2^2, \end{aligned}$$

where \mathbf{v}^0 is the gradient w.r.t. $\mathbf{z}_{\alpha+}$ of $\frac{\lambda}{2} \|\mathbf{y} - \mathbf{A}T^{-1}\mathbf{z}\|_2^2$ at $\mathbf{z}_{\alpha+}^0$. Notice also

$$\delta \sum_{\alpha=1}^d \|\mathbf{D}_{\alpha}(T^{-1}(\mathbf{z}_{\alpha+}, \mathbf{z}_{\alpha-}))\|_2 \leq \delta \sum_{\alpha=1}^d \|\mathbf{D}_{\alpha}(T^{-1}(\mathbf{z}_{\alpha+}^0, \mathbf{z}_{\alpha-}))\|_2 + 8\delta \|\mathbf{z}_{\alpha+} - \mathbf{z}_{\alpha+}^0\|_2,$$

since change in any one of $\mathbf{z}_{\alpha}^{(v)}$ or $\mathbf{z}_{\alpha}^{(h)}$ affects 4 finite difference terms in the summation. Combining the above controls, when $\mathbf{z}_{\alpha+} \in B_1(\mathbf{z}_{\alpha+}^0) := \{\mathbf{z}_{\alpha+} : \|\mathbf{z}_{\alpha+} - \mathbf{z}_{\alpha+}^0\|_2 \leq 1\}$, it holds that

$$\begin{aligned} \log \mu(\mathbf{z}_{\alpha+} | \mathbf{z}_{\alpha-}) - \log \mu(\mathbf{z}_{\alpha+}^0 | \mathbf{z}_{\alpha-}) + \mathbf{v}^0 \cdot (\mathbf{z}_{\alpha+} - \mathbf{z}_{\alpha+}^0) \\ \geq -\frac{L}{2} \|\mathbf{z}_{\alpha+} - \mathbf{z}_{\alpha+}^0\|_2^2 - 8\delta \|\mathbf{z}_{\alpha+} - \mathbf{z}_{\alpha+}^0\|_2 \geq -\frac{L}{2} - 8\delta. \end{aligned}$$

Therefore,

$$\begin{aligned} 1 &= \int \mu(\mathbf{z}_{\alpha+} | \mathbf{z}_{\alpha-}) d\mathbf{z}_{\alpha+} \geq \int_{B_1(\mathbf{z}_{\alpha+}^0)} \exp(\log \mu(\mathbf{z}_{\alpha+} | \mathbf{z}_{\alpha-})) d\mathbf{z}_{\alpha+} \\ &\geq \mu(\mathbf{z}_{\alpha+}^0 | \mathbf{z}_{\alpha-}) \exp\left(-\frac{L}{2} - 8\delta\right) \int_{B_1(\mathbf{z}_{\alpha+}^0)} \exp(-\mathbf{v}^0 \cdot (\mathbf{z}_{\alpha+} - \mathbf{z}_{\alpha+}^0)) d\mathbf{z}_{\alpha+} \\ &\geq \mu(\mathbf{z}_{\alpha+}^0 | \mathbf{z}_{\alpha-}) \exp\left(-\frac{L}{2} - 8\delta\right) |B_1|, \end{aligned}$$

where we use the Jensen's inequality and the symmetry of $B_1(\mathbf{z}_{\alpha+}^0)$. Therefore,

$$\mu(\mathbf{z}_{\alpha+}^0 | \mathbf{z}_{\alpha-}) \leq |B_1|^{-1} \exp\left(\frac{L}{2} + 8\delta\right).$$

This holds for arbitrary $\mathbf{z}_{\alpha+}^0$, so that the marginal distribution of $\mu(\mathbf{z}_{\alpha+})$ satisfies

$$\mu(\mathbf{z}_{\alpha+}) = \int \mu(\mathbf{z}_{\alpha+} | \mathbf{z}_{\alpha-}) \mu(\mathbf{z}_{\alpha-}) d\mathbf{z}_{\alpha-} \leq |B_1|^{-1} \exp\left(\frac{L}{2} + 8\delta\right) =: C'.$$

Note C' is dimension-independent. Finally, notice

$$\begin{aligned}\mathbb{E}_{\mathbf{X} \sim \pi} \|\mathbf{D}_\alpha \mathbf{X}\|_2^{-1} &= \int_{\mathbb{R}^2} \frac{\mu(\mathbf{z}_{\alpha+})}{\|\mathbf{z}_{\alpha+}\|_2} d\mathbf{z}_\alpha^{(v)} d\mathbf{z}_\alpha^{(h)} \leq 1 + \int_{\|\mathbf{z}_{\alpha+}\|_2 \leq 1} \frac{C'}{\|\mathbf{z}_{\alpha+}\|_2} d\mathbf{z}_\alpha^{(v)} d\mathbf{z}_\alpha^{(h)} \\ &= 1 + \int_0^{2\pi} \int_0^1 \frac{C'}{r} \cdot r dr d\hat{\alpha} = 1 + 2\pi C' =: C_\pi.\end{aligned}$$

So that C_π is dimension-independent. This completes the proof. \square

A.2. Proof of Lemma 5.1. In this proof, we work with the matrix representation $\mathbf{X} \in \mathbb{R}^{n \times n}$ for the unknown image such that the pixel at the index tuple $(\alpha, \beta) \in [n] \times [n]$ is given by $\mathbf{X}_{\alpha, \beta}$. Moreover, we use the notation $(\alpha \pm r) := (\alpha - r, \alpha - r + 1, \dots, \alpha + r - 1, \alpha + r)$, and we let $w : (0 \pm r) \times (0 \pm r) \rightarrow \mathbb{R}_{>0}$ be the weights of the discrete PSF of the convolution kernel.

With this notation, the maximal cliques in the posterior factorization (5.1) can be written as

$$\begin{aligned}(A.13) \quad V_{\alpha, \beta}(\mathbf{X}) &= \frac{\lambda}{2} (\mathbf{Y}_{\alpha, \beta} - \sum_{\mu, \nu = -r}^r w(\mu, \nu) \mathbf{X}_{\alpha + \mu, \beta + \nu})^2 \\ &\quad + \delta \sqrt{(\mathbf{X}_{\alpha+1, \beta} - \mathbf{X}_{\alpha, \beta})^2 + (\mathbf{X}_{\alpha, \beta+1} - \mathbf{X}_{\alpha, \beta})^2} + \varepsilon.\end{aligned}$$

We now consider the full conditional of a fixed pixel $\pi(\mathbf{X}_{\hat{\alpha}, \hat{\beta}} | \mathbf{X}_{\setminus(\hat{\alpha}, \hat{\beta})})$, where $\setminus(\hat{\alpha}, \hat{\beta}) := [n] \times [n] \setminus (\hat{\alpha}, \hat{\beta})$. To find an expression for $\pi(\mathbf{X}_{\hat{\alpha}, \hat{\beta}} | \mathbf{X}_{\setminus(\hat{\alpha}, \hat{\beta})})$, it suffices to find all maximal cliques $V_{\alpha, \beta}$ which depend on $\mathbf{X}_{\hat{\alpha}, \hat{\beta}}$. This follows from the Hammersley-Clifford theorem [11], and the fact that the posterior (3.2) is a Gibbs density. Therefore, let $\Theta_{\hat{\alpha}, \hat{\beta}} \subseteq [n] \times [n]$ be the set of all maximal cliques $V_{\alpha, \beta}$ which depend on $\mathbf{X}_{\hat{\alpha}, \hat{\beta}}$, and let $\Phi_{\hat{\alpha}, \hat{\beta}} \subseteq [n] \times [n]$ be the set of pixels on which the cliques $\{V_{\alpha, \beta} \mid (\alpha, \beta) \in \Theta_{\hat{\alpha}, \hat{\beta}}\}$ depend, i.e., $\Phi_{\hat{\alpha}, \hat{\beta}}$ is the neighborhood of $\mathbf{X}_{\hat{\alpha}, \hat{\beta}}$. Thus, we can write

$$\pi(\mathbf{X}_{\hat{\alpha}, \hat{\beta}} | \mathbf{X}_{\setminus(\hat{\alpha}, \hat{\beta})}) \propto \pi(\mathbf{X}_{\hat{\alpha}, \hat{\beta}} | \mathbf{X}_{\Phi_{\hat{\alpha}, \hat{\beta}} \setminus (\hat{\alpha}, \hat{\beta})}) \propto \exp\left(- \sum_{(\alpha, \beta) \in \Theta_{\hat{\alpha}, \hat{\beta}}} V_{\alpha, \beta}(\mathbf{X}_{\Phi_{\hat{\alpha}, \hat{\beta}}})\right),$$

for some $\Theta_{\hat{\alpha}, \hat{\beta}}$ and $\Phi_{\hat{\alpha}, \hat{\beta}}$, which we now specify.

In fact, $\Theta_{\hat{\alpha}, \hat{\beta}}$ and $\Phi_{\hat{\alpha}, \hat{\beta}}$ are determined by the first term in (A.13). The clique $V_{\alpha, \beta}$ depends on $\mathbf{X}_{\hat{\alpha}, \hat{\beta}}$ if $\alpha = \hat{\alpha} - \mu$ and $\beta = \hat{\beta} - \nu$ where $\mu, \nu \in [-r, -r + 1, \dots, r]$. Therefore, $\Theta_{\hat{\alpha}, \hat{\beta}} = \hat{\alpha} \pm r \times \hat{\beta} \pm r$. From this follows, by checking the sum in the first term of (A.13), that $\Phi_{\hat{\alpha}, \hat{\beta}} = \hat{\alpha} \pm 2r \times \hat{\beta} \pm 2r$.