

Haptic-ACT: Bridging Human Intuition with Compliant Robotic Manipulation via Immersive VR

Kelin Li, Shubham M Wagh, Nitish Sharma, Saksham Bhadani, Wei Chen,
Chang Liu, and Petar Kormushev

Abstract—Robotic manipulation is essential for the widespread adoption of robots in industrial and home settings and has long been a focus within the robotics community. Advances in artificial intelligence have introduced promising learning-based methods to address this challenge, with imitation learning emerging as particularly effective. However, efficiently acquiring high-quality demonstrations remains a challenge. In this work, we introduce an immersive VR-based teleoperation setup designed to collect demonstrations from a remote human user. We also propose an imitation learning framework called Haptic Action Chunking with Transformers (Haptic-ACT). To evaluate the platform, we conducted a pick-and-place task and collected 50 demonstration episodes. Results indicate that the immersive VR platform significantly reduces demonstrator fingertip forces compared to systems without haptic feedback, enabling more delicate manipulation. Additionally, evaluations of the Haptic-ACT framework in both the MuJoCo simulator and on a real robot demonstrate its effectiveness in teaching robots more compliant manipulation compared to the original ACT. Additional materials are available at <https://sites.google.com/view/hapticaact>.

I. INTRODUCTION

With the growing demand for robotics to assist humans in daily manipulation tasks, robotic manipulation has garnered increasing attention from the robotics community. Over the past decades, it has made tremendous progress [1]–[6]. In these studies, robotic manipulation is typically performed by a robot arm equipped with a gripper attached to its end-effector. RGB-D cameras are commonly used to observe the environment and capture visual information, including the poses and geometric features of objects. These features can be represented as either 2D RGB images [7]–[9] or 3D point clouds [10], [11], valid manipulations will be generated based on the observed object features. With the development of learning-based methods, efficiency and generalizability have become important considerations in the design of frameworks [4], [12], [13]. In recent years, language models have been integrated with visual models to enable robots to handle a wide range of environments [6], [7], [14].

Although existing robotic manipulation methods can produce stable actions, a gap remains in applying traditional robot learning methods to real-world setups. Traditional

Kelin Li is jointly with the Robot Intelligence Lab, Imperial College London, and the Extend Robotics, k.li20@imperial.ac.uk. Wei Chen, and Petar Kormushev are with the Robot Intelligence Lab, Imperial College London, 25 Exhibition Road, London, SW7 2DB, UK, (w.chen21@imperial.ac.uk, p.kormushev@imperial.ac.uk). Shubham M Wagh, Nitish Sharma, Saksham Bhadani, and Chang Liu are with Extend Robotics, 5-9 Merchants PI, Reading, RG1 1DT, UK (shubham.wagh@extendrobotics.com, nitish@extendrobotics.com, saksham.bhadani@extendrobotics.com, chang.liu@extendrobotics.com).

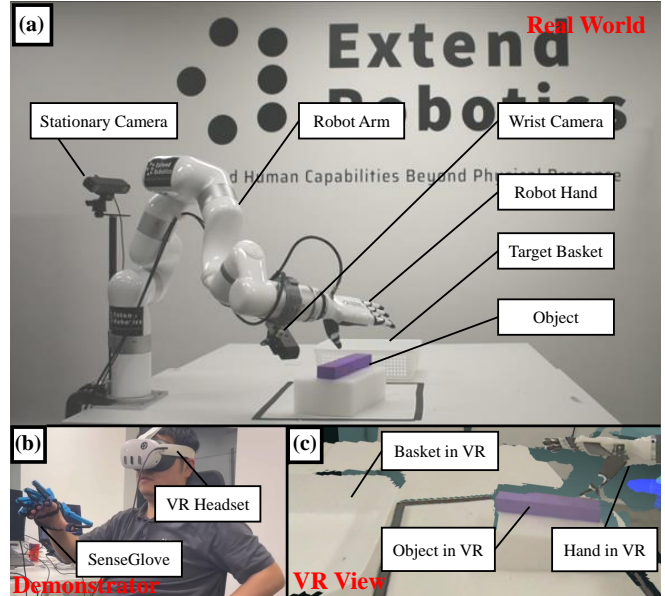


Fig. 1. Summary diagram of the proposed immersive VR-based setup used in this work, featuring a VR headset, a haptic feedback glove, a follower robot arm, and a robot hand. (a) illustrates the robot arm and hand system following human demonstrations and providing sensory feedback, (b) depicts the demonstrator remotely controlling the robot, and (c) displays the VR view from the headset.

robot learning methods involve the robot exploring the entire manipulation space to find a solution for a specific task. However, this process is usually inefficient and time-consuming, as it often involves redundant learning before arriving at an optimal solution. An efficient alternative to training robots in manipulation tasks is imitation learning, also known as Learning from Demonstration (LfD). In this approach, the robot learns by observing expert demonstrations, allowing skills to generalize to unseen scenarios. This process not only extracts information about the expert’s behavior and the environment but also learns the mapping between observations and actions. [15]. Thus, the robot can learn in the correct direction to perform manipulation tasks effectively. In recent years, imitation learning has been extensively studied for enabling robots to perform various manipulation tasks [16]–[18]. However, efficiently collecting demonstrations using an appropriate platform remains a challenge.

To address this issue, this work introduces an immersive VR-based setup for teleoperation to collect demonstrations from human demonstrators. Additionally, an imitation learning framework called Haptic-ACT is proposed. The summary

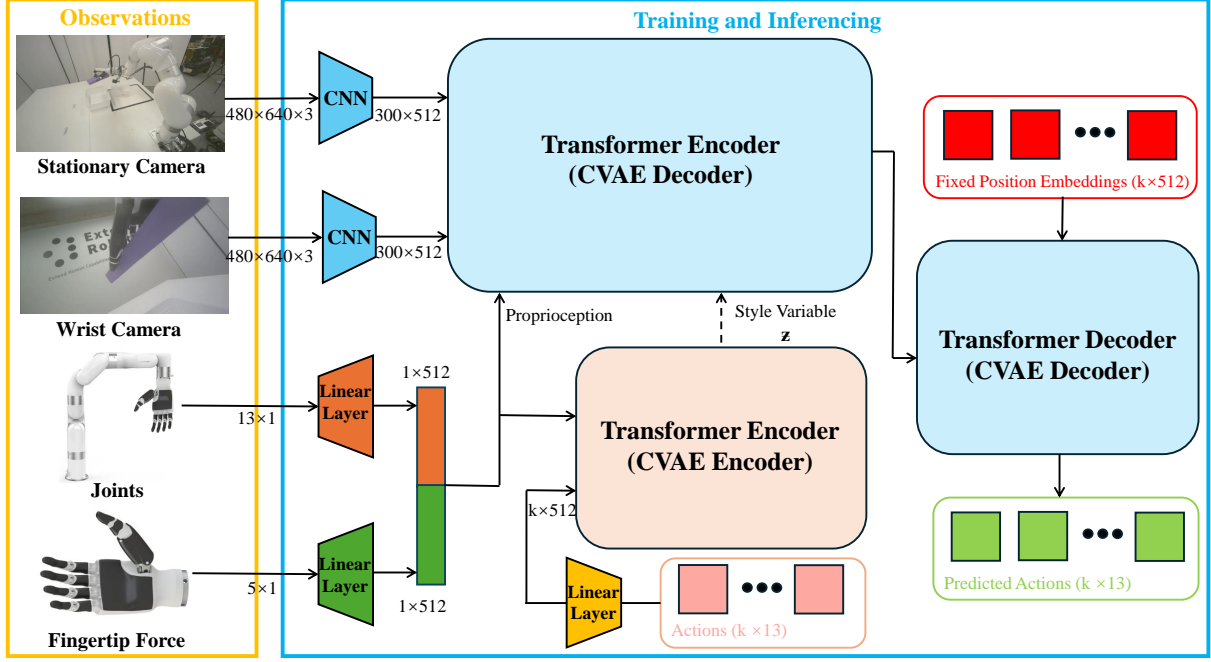


Fig. 2. Flowchart of the proposed Haptic-ACT. The observations include RGB images from two cameras, the robot’s joint positions, and the fingertip forces of the hand. Note that the transformer encoder (CVAE encoder) operates only during the training phase to compute the style variable for the transformer encoder (CVAE decoder). During the inference phase, the style variable is fixed at 0.

diagram of the proposed immersive VR-based setup is shown in Fig. 1. The robot system consists of an xArm7 robot arm equipped with an Inspire robot hand and two ZED cameras. The human demonstrator remotely teleoperates the robot using a Meta Quest 3 headset and a SenseGlove, which tracks the hand’s movements and maps them to the robot’s joint positions using inverse kinematics (IK). The camera feed is rendered in the VR headset, enabling the demonstrator to see the robot’s perspective in real-time. The fingertip contact force from the robot is mapped to the SenseGlove motor torque, allowing the demonstrator to experience an immersive demonstration [19]. The framework of the proposed Haptic-ACT is shown in Fig. 2. The observations include RGB images from the cameras, the robot’s joint positions, and fingertip contact forces. The haptic information enables the robot to learn how to make soft contact with objects.

We summarize our main contributions as follows: (1) A VR-based setup that allows human demonstrators to teleoperate robots immersively. (2) The integration of SenseGlove, which provides haptic feedback to enhance teleoperation. (3) The proposed Haptic-ACT, which enables robots to learn more compliant manipulations compared to the original ACT.

II. RELATED WORK

A. Robotic Manipulation

Robotic manipulation, including tasks such as grasping, moving, and reorienting objects, is an essential capability in robotics. Robots performing manipulation tasks often require varying levels of contact with the environment, necessitating either implicit or explicit control of the contact force to

complete the task. As robots increasingly handle tasks traditionally performed by humans, there is a growing body of literature on this topic [20], [21]. Manipulation tasks typically involve contact-rich conditions, such as grasping a hammer for hammering [22], screwing on a bottle cap [3], and folding clothes [2], [23]. The most intuitive approach to controlling a robot for manipulation tasks is to design a controller based on control theory. Among various control methods, impedance control stands out as a unique scheme used to achieve desirable dynamic interactions between a manipulator and its environment. Impedance refers to the dynamic relationship between the manipulator’s motion variables and the contact forces. It has been widely implemented in robotic manipulation to achieve force tracking [24], human-robot interaction [25], and other applications. However, the designed controllers typically handle only a limited range of tasks and struggle with unforeseen situations.

B. Learning-based Robotic Manipulation

With the advancement of artificial intelligence, learning-based methods have become widely implemented in robotic manipulation [4], [8], [10]. A notable example is the Deep Q-Network (DQN), a type of reinforcement learning method, which has been successfully used in robotics to perform various manipulation tasks, such as disposing of rubbish and stacking wine bottles [26]. An Actor-Critic framework has been applied to dexterous robotic manipulation [27], achieving a higher success rate compared to other learning methods. Generalizable learning frameworks [4], [28] and efficient frameworks [29] have been proposed to allow robots to perform a wide variety of manipulation tasks across

different environments and scenarios. Recently, robot imitation learning has garnered widespread attention. Typically, the robot learns from the actions and visual observations of human demonstrators [18], [30]. The imitation learning process can be further improved by considering the human gaze [31]. With the advancement of generative technologies, language models are now being implemented in robotics to enhance manipulation performance [14], [32], which enables robots to have some level of text comprehension.

C. Platforms for Demonstrations

As discussed earlier, effectively gathering demonstrations with an appropriate platform is crucial for acquiring high-quality demonstrations. Last year, the ALOHA platform [33] was designed to provide an affordable and accessible platform for bimanual teleoperation, allowing users to control two robotic arms simultaneously. The newer version of ALOHA includes a mobile platform, allowing it to perform manipulations over a larger area [34]. However, both platforms require the human to be physically present next to the robot, to provide control input, due to lack of effective remote visual perception. Additionally, the two-finger parallel gripper used in the platform lacks dexterity, limiting its ability to perform certain complex manipulations. To facilitate the demonstration of dexterous manipulations, DexCap was specifically designed for capturing and analyzing tasks involving intricate manipulation [35]. However, DexCap still requires the physical presence of a human demonstrator. To facilitate robotic teleoperation, Open-TeleVision was designed to enhance remote control through immersive and active visual feedback [36]. Despite this, Open-TeleVision still lacks haptic feedback, and suffers from motion sickness due to tightly coupled motion latency. In this work, a VR-based teleoperation platform AMAS, developed by Extend Robotics, is proposed to be integrated with SenseGlove to address the limitations of the prior art. Similar to the approach in [19], the incorporation of haptic feedback is expected to enhance the human demonstration experience. Additionally, a new multi-modal architecture is proposed to incorporate vision-based ACT with haptic information with increased dexterity.

III. METHODS

A. VR-based Demonstration System

As mentioned in Section II-C, effectively collecting demonstrations with the right platform is crucial for obtaining high-quality results. In this work, we introduce an immersive VR-based platform for gathering demonstrations from human users. As shown in Fig. 3, the human demonstrator uses a Meta Quest 3 VR headset and a SenseGlove to remotely control a real robot system. The headset tracks the position $[x, y, z]$ and orientation $[i, j, k, w]$ of the demonstrator's hand, while the SenseGlove captures the movements of the hand joints \mathbf{q}_{hand} . This data is then processed in Unity, where we designed a digital twin in Unity to compute the IK for the real robot by solving the following equation:

$$\mathbf{T}_{base}^{end} \theta = \mathbf{T}_{target}(\mathbf{p}, \mathbf{R}) \quad (1)$$

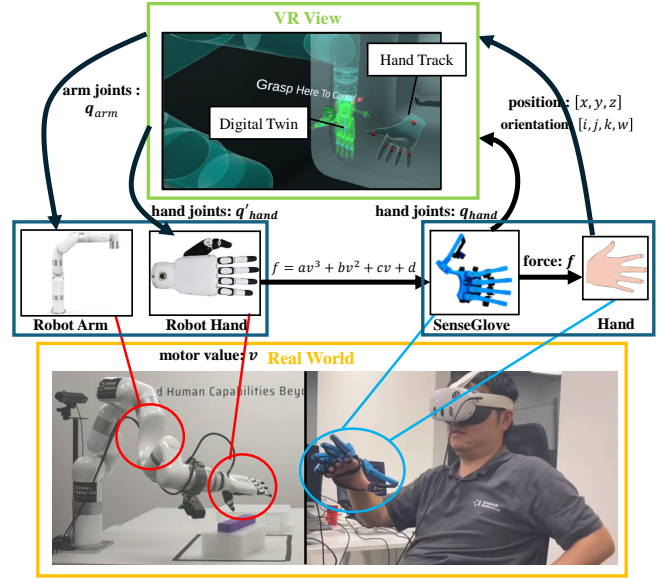


Fig. 3. Communication and feedback within the immersive VR-based teleoperation system involve capturing the user's hand position and orientation with the Meta Quest 3. A digital twin is employed to calculate inverse kinematics for the real robot arm. Finger joint positions are captured using a SenseGlove and mapped to desired positions for the real robot hand. All commands are published through ROS, and motor values from the real robot hand are translated into fingertip forces, which are then applied to the user via the SenseGlove.

where \mathbf{T}_{base}^{end} denotes the transformation matrix from the robot's base frame to the end-effector frame, θ represents the joint angles of the robot arm, and $\mathbf{T}_{target}(\mathbf{p}, \mathbf{R})$ is the transformation matrix for the target location. The computed joint angles \mathbf{q}_{arm} are sent to the robot arm via ROS. Additionally, the human hand joints \mathbf{q}_{hand} mapped to the robot hand joints \mathbf{q}'_{hand} and also transmitted to the robot hand via ROS.

To render the robot's view in the VR headset, we use two ZED RGB-D cameras: one stationary and one mounted on the robot wrist to capture the point clouds of the robot's view and reconstruct them in the VR headset. The advantage of the proposed VR-based platform is that it extends human capability beyond physical presence and provides an immersive experience for the demonstrator.

B. Haptic Feedback

Although the VR headset allows the demonstrator to teleoperate the robot in a visually immersive way, it still lacks additional sensory feedback that could enhance the overall experience. To address this, we integrated a SenseGlove into the VR setup, enabling the human demonstrator to receive haptic feedback during demonstrations. As shown in Fig. 3, the fingertip forces of the real robot hand can be inferred from its motor values. To map these motor values to the corresponding fingertip forces, we used a force gauge to touch each fingertip and recorded the force-motor value pairs for each finger. We then applied data regression methods to derive a formula that converts motor values into corresponding forces, as demonstrated in the following

equation:

$$f_i = a_i v^3 + b_i v^2 + c_i v + d_i, \quad (2)$$

where i denotes the number of the finger, f_i and v_i are the fingertip force and motor value of a specific finger, respectively, and a_i, b_i, c_i, d_i are the parameters for the regression formula. The exact values of these parameters are shown in Table. I.

TABLE I

COEFFICIENTS FOR MAPPING MOTOR VALUES TO FINGERTIP FORCES.

| | Thumb | Index | Middle | Ring | Pinky |
|-----|----------|----------|----------|-----------|---------|
| a | 2.25e-9 | 3.23e-10 | 5.51e-10 | -4.98e-10 | 0 |
| b | -5.28e-6 | -4.18e-7 | -1.88e-6 | 2.40e-6 | 5.73e-7 |
| c | 8.03e-3 | 2.05e-3 | 3.45e-4 | 1.71e-3 | 1.43e-3 |
| d | 3.23e-1 | -2.11e-2 | -3.76e-2 | -1.13e-2 | 2.39e-2 |

Similar to [19], the fingertip forces are converted into a pulse-width modulation (PWM) signal for the SenseGlove. The duty cycle of this signal is determined by empirically fitting a quadratic curve to the measured force outputs from each resistive tendon:

$$\% \text{ duty cycle } i = \sqrt{(f_i - m)/n} \quad (3)$$

where $m = 1.72 \times 10^{-3}$, and $n = 2.57$.

C. Haptic-ACT

As discussed in Section II-B, imitation learning methods have been widely used for enabling robots to learn manipulation tasks from demonstrations. Recently, Action Chunking with Transformers (ACT) [33] was introduced, offering efficient handling of long-horizon tasks by segmenting them into smaller, manageable chunks, thereby improving task performance and learning efficiency in robotic manipulation. However, ACT lacks integration of haptic information, which is crucial for contact-rich manipulations. To address this, we propose the Haptic-ACT framework to incorporate haptic feedback for enhanced learning and performance. As shown in Fig. 2, Haptic-ACT takes two $480 \times 640 \times 3$ RGB images from two cameras, 13×1 joint positions (7 for arm and 6 for hand), and 5×1 fingertip forces as observations. Before the observations are fed into the networks, all the data are normalized using min-max normalization as follows:

$$o_{\text{norm}} = \frac{o - o_{\text{mean}}}{o_{\text{std}}} \quad (4)$$

where o represents the original data, o_{mean} and o_{std} are the mean and deviation values of the data, respectively, and o_{norm} is the normalized value. The normalized observations are embedded using Convolutional Neural Networks (CNNs) or linear layers and are then fed into the transformer encoders. During training, the Conditional Variational AutoEncoder (CVAE) encoder generates a style variable for the CVAE decoder. During inference, the style variable is set to zero for deterministic decoding. The action sequence is represented as $k \times 13$, where k refers to the manually defined chunk size. The transformers are optimized by minimizing the Mean Squared Error (MSE) between the predicted actions and

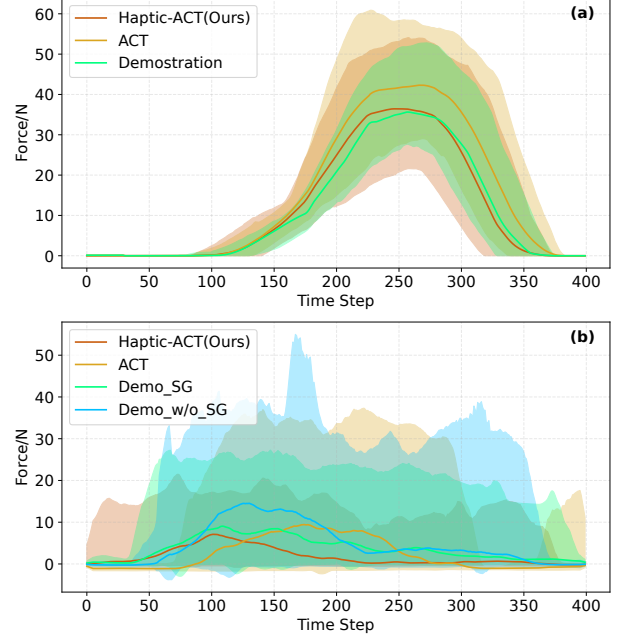


Fig. 4. Average fingertip force during manipulation. (a) Displays the results from the MuJoCo simulator. (b) Presents the results from the real-world experiment, where Demo_SG indicates demonstrations with SenseGlove, and Demo_w/o_SG refers to demonstrations without SenseGlove.

the ground truth actions, as well as the Kullback-Leibler (KL) Divergence between the encoder output and a standard normal distribution. The loss function can be summarized as follows:

$$\mathcal{L} = \text{MSE}(\hat{a}_i, a_i) + \beta \text{KL}(q(z | a_i, \bar{o}_{\text{norm}}) \| p(z)), \quad (5)$$

where \hat{a}_i and a_i represent the i -th chunk of predicted actions and ground truth actions, respectively; $q(z | a_i, \bar{o}_t)$ denotes the encoder distribution; $p(z)$ is the standard normal distribution; and β is a weighting coefficient for the KL divergence term.

IV. EXPERIMENTAL SETUP

To assess the proposed VR-based platform and Haptic-ACT framework, we performed experiments in both the MuJoCo simulator [37] and on a real robot system. We modeled a robotic system in the MuJoCo simulator, featuring an Xarm7 robot arm with a dexterous hand series by Inspire Robots mounted on its end-effector. This configuration enabled us to simulate and evaluate Haptic-ACT on manipulation tasks in a controlled setting prior to conducting real-world tests. For the real-world experiment setup, we utilized the immersive VR-based teleoperation system introduced in Section III to evaluate the proposed method.

In the MuJoCo simulator, we evaluated Haptic-ACT on a simple pick-and-place task, where the robot picks up a block and places it into a basket. A scripted policy was used to perform 50 successful episodes for training, each lasting 400 timesteps, with the simulation running at 50 FPS. The observations collected included an RGB image from a front-facing camera, the robot's joint positions, and

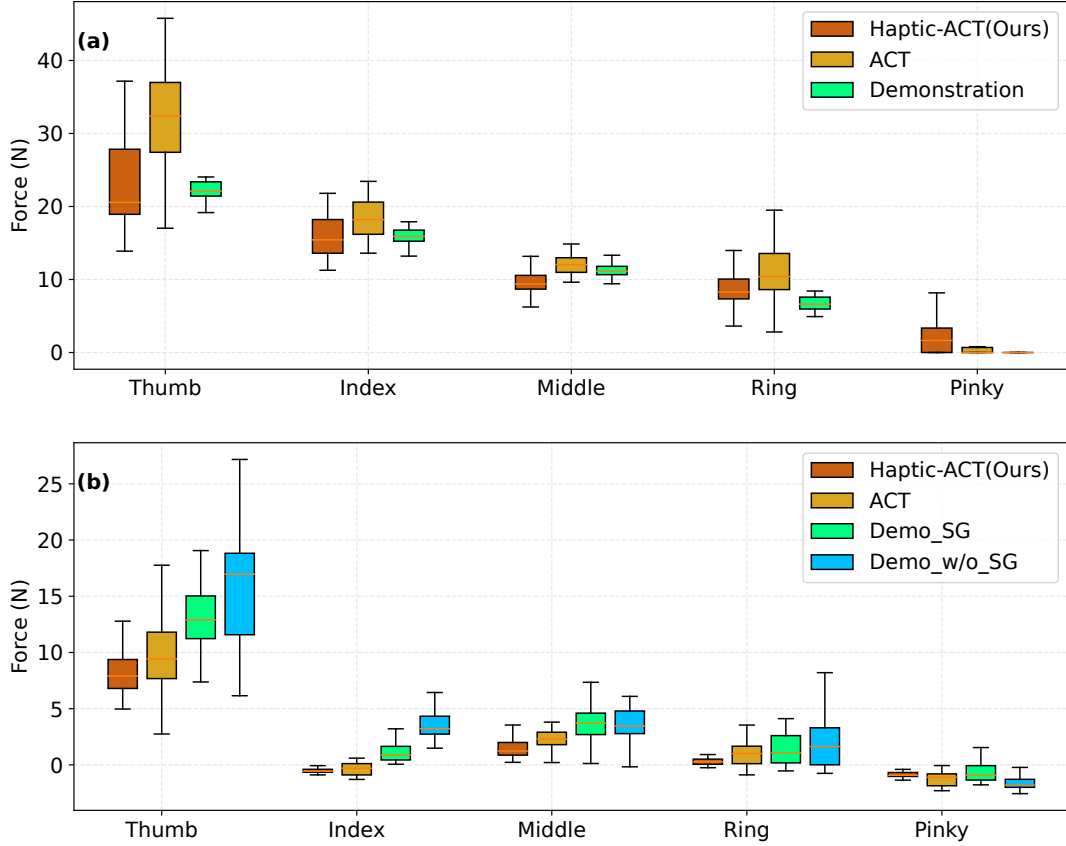


Fig. 5. Box plots of fingertip forces for each finger during manipulations, comparing the performances of the proposed Haptic-ACT, the original ACT, and demonstrations. (a) Shows results from the MuJoCo simulator. (b) Shows results from real-world experiments, where Demo_SG denotes demonstrations with SenseGlove and Demo_w/o_SG denotes demonstrations without SenseGlove.

fingertip forces. Using these collected demonstrations, we trained policies with ACT and Haptic-ACT, respectively. We then evaluated the fingertip forces generated by the trained policies and compared the results among ACT, Haptic-ACT, and the original demonstrations. The training was conducted using an NVIDIA GeForce RTX3070ti GPU.

For the real-world experiment, we utilized the VR-based platform to conduct the same pick-and-place task with human demonstrators. Demonstrations were collected under two haptic conditions: with SenseGlove and without SenseGlove, to assess the impact of haptic feedback. As in the simulation, we gathered 50 successful episodes for each haptic condition, with each episode spanning 400 timesteps and data recorded at a frequency of 15Hz. To enhance the observations, we included an additional wrist camera image. Policies based on both the ACT and Haptic-ACT frameworks were trained and tested on the robot setup to evaluate the effectiveness, using an NVIDIA GeForce RTX4070 GPU for training.

V. RESULTS AND DISCUSSION

A. Simulation Results

We first evaluated the performance of Haptic-ACT and ACT in the MuJoCo simulator. As shown in Fig. 4(a), the average contact forces for the five fingers during 50 pick-and-place manipulations were analyzed. The results indicate

that both the average and distributed forces for Haptic-ACT are approximately 15% lower than those for ACT, suggesting that Haptic-ACT achieves more compliant and softer grasps compared to the original ACT. Additionally, Haptic-ACT more closely mimics the demonstrations, as indicated by the similarity between the contact force curves and those observed in the demonstrations.

Further investigation, detailed in Fig. 5(a), reveals that the contact forces for each finger in Haptic-ACT, with the exception of the pinky, are lower than those in ACT. Notably, the contact force for the thumb in Haptic-ACT is approximately 30% lower compared to ACT. Although the pinky force is slightly higher, it remains relatively close to zero and does not significantly affect the grasping performance. Thus, the slightly elevated pinky force is acceptable and does not detract from the overall effectiveness of the grasp.

In summary, the simulation results demonstrate that Haptic-ACT achieves softer grasps in the pick-and-place manipulation task, which is particularly beneficial for handling deformable objects such as paper cups and fruits, where gentle and controlled grasping is essential to avoid damage and ensure effective manipulation. This improvement suggests that Haptic-ACT could be highly beneficial in real-world applications requiring delicate handling.

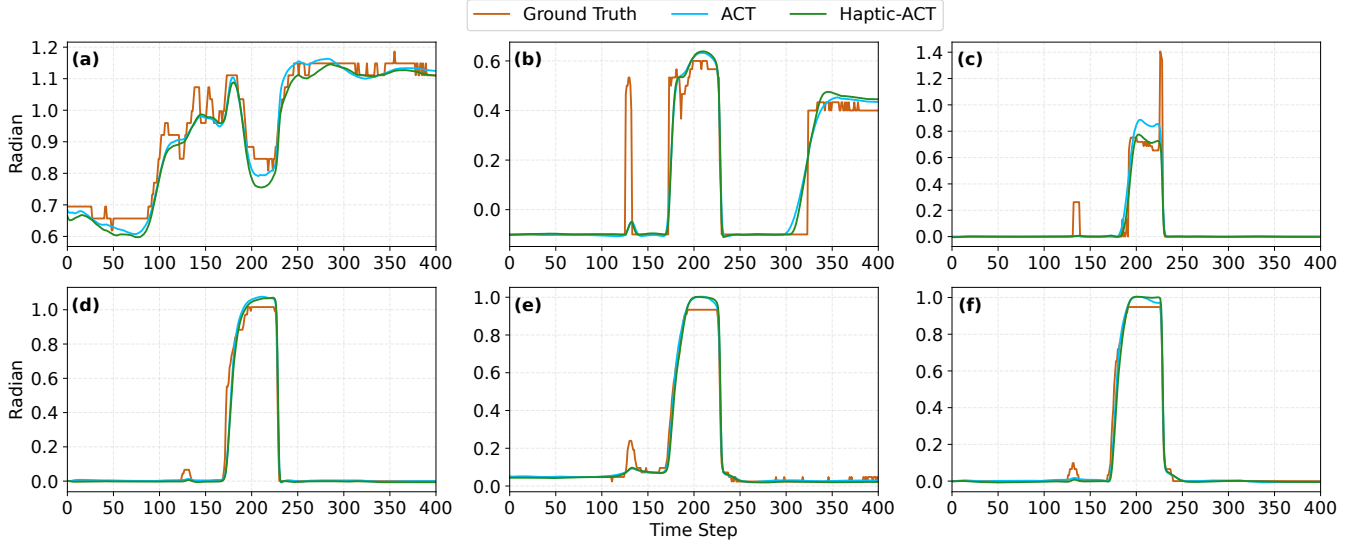


Fig. 6. Inferencing results for the hand joint positions are presented, comparing Haptic-ACT, the original ACT, and the ground truth from the demonstrations. Subplots (a) through (f) illustrate the joint positions for the thumb yaw, thumb pitch, index, middle, ring, and pinky fingers, respectively.

B. Real-World Results

We then collected 50 episodes of demonstrations using the proposed immersive VR-based platform, both with and without SenseGlove. The contact forces under these two haptic conditions are evaluated in Fig.4(b) and Fig.5(b), where Demo_SG and Demo_w/o_SG represent the results from demonstrations with and without SenseGlove, respectively. The plots clearly show that the demonstrator tends to apply less force when haptic feedback is provided. Additionally, the box plots indicate that the distribution of contact forces is narrower with haptic feedback compared to without. This narrower distribution suggests more consistent and controlled grasping, which is beneficial for handling delicate objects and improving overall manipulation precision.

The Haptic-ACT and ACT frameworks were also evaluated on the real robot setup. As shown in Fig.4(b), the average contact forces exerted by Haptic-ACT across the five fingers are approximately 15% lower than those produced by ACT, mirroring the results observed in the simulation. The contact forces on each finger during the manipulation were further analyzed in Fig.5(b). Similar to the simulation results, the thumb applied the largest contact force, while the pinky played a minimal role. The lower contact forces achieved by Haptic-ACT not only demonstrate its ability to produce softer grasps but also suggest that it may be more suitable for handling delicate or fragile objects in real-world applications, reducing the risk of damage during manipulation tasks.

Finally, we investigated the potential reasons behind Haptic-ACT's superior performance compared to ACT, as shown in Fig. 6. This figure presents an inferencing result for the hand joint positions of Haptic-ACT, ACT, and the ground truth from the demonstrations. Subplots (a) through (f) depict the joint positions for the thumb yaw, thumb pitch, index, middle, ring, and pinky fingers, respectively. It is evident that the most significant variations between ACT and Haptic-ACT

occur in the thumb yaw and index finger joints. In particular, the joint positions in Haptic-ACT tend to be slightly smaller than those in ACT, leading to less applied contact force on the object during manipulation.

VI. CONCLUSIONS AND FUTURE WORK

In this work, we introduced an immersive VR-based teleoperation setup designed to collect demonstrations from human users. By comparing the fingertip forces during demonstrations using the proposed platform with and without SenseGlove, we concluded that haptic feedback enables the demonstrator to perform tasks with less effort and achieve more precise manipulations. Furthermore, we proposed an imitation learning framework called Haptic-ACT, which leverages haptic feedback to improve manipulation performance. Through extensive experiments conducted in both a simulated environment and on a real robot setup, we demonstrated that Haptic-ACT achieves compliant grasps and more accurate imitation of human demonstrations compared to the original ACT framework. This improvement is particularly important for tasks involving delicate or deformable objects, where precise force control is essential to avoid damage.

In future work, we plan to evaluate the VR platform and Haptic-ACT on more complex tasks such as drilling, brushing, and pouring water. Additionally, we aim to integrate 3D visual data and language models to further enhance Haptic-ACT's performance and adaptability across a broader range of tasks, enabling it to handle more delicate and intricate manipulations with greater precision.

ACKNOWLEDGEMENT

The authors would like to thank the Dyson School of Design Engineering, Imperial College London for the technical support of this work, and also thank Extend Robotics for providing the equipment used in this work.

REFERENCES

- [1] J. Cui and J. Trinkle, "Toward next-generation learned robot manipulation," *Sci. Robot.*, vol. 6, p. 9461, 2021.
- [2] M. Shridhar, L. Manuelli, and D. Fox, "CLIPORT: What and Where Pathways for Robotic Manipulation," in *Conference on Robot Learning (CoRL)*, 2021.
- [3] E. Johns, "Coarse-to-Fine Imitation Learning: Robot Manipulation from a Single Demonstration," in *2021 IEEE International Conference on Robotics and Automation (ICRA)*. IEEE, 2021, pp. 4613–4619.
- [4] K. Li, N. Baron, X. Zhang, and N. Rojas, "EfficientGrasp: A Unified Data-Efficient Learning to Grasp Method for Multi-Fingered Robot Hands," *IEEE Robotics and Automation Letters*, vol. 7, no. 4, pp. 8619–8626, 10 2022.
- [5] Y.-H. Wu, J. Wang, and X. Wang, "Learning Generalizable Dexterous Manipulation from Human Grasp Affordance Learned Policy Visualization on Unseen Test Objects Affordance Demonstrations for Training Object Human Grasp Robot Grasp Object Human Grasp Robot Grasp Object Policy Visualization," in *Conference on Robot Learning (CoRL)*, 2022.
- [6] T. Kwon, N. Di Palo, and E. Johns, "Language Models as Zero-Shot Trajectory Generators," *IEEE Robotics and Automation Letters*, vol. 9, no. 7, pp. 6728–6735, 7 2024.
- [7] Y. Jiang, A. Gupta, Z. Zhang, G. Wang, Y. Dou, Y. Chen, L. Fei-Fei, A. Anandkumar, Y. Zhu, and L. Fan, "VIMA: General Robot Manipulation with Multimodal Prompts," in *International Conference on Machine Learning*, 2023.
- [8] S. Yu, D.-H. Zhai, Y. Xia, H. Wu, and J. Liao, "SE-ResUNet: A Novel Robotic Grasp Detection Method," *IEEE Robotics and Automation Letters*, vol. 7, no. 2, pp. 5238–5245, 4 2022.
- [9] B. An, Y. Geng, K. Chen, X. Li, Q. Dou, and H. Dong, "RGBManip: Monocular Image-based Robotic Manipulation through Active Object Pose Estimation," in *IEEE International Conference on Robotics and Automation*, 2024.
- [10] P. Ni, W. Zhang, X. Zhu, and Q. Cao, "PointNet++ Grasping: Learning An End-to-end Spatial Grasp Generation Algorithm from Sparse Point Clouds," in *2020 IEEE International Conference on Robotics and Automation (ICRA)*. IEEE, 5 2020, pp. 3619–3625.
- [11] H. Liang, X. Ma, S. Li, M. Gerner, S. Tang, B. Fang, F. Sun, and J. Zhang, "PointNetGPD: Detecting Grasp Configurations from Point Sets," in *2019 International Conference on Robotics and Automation (ICRA)*. IEEE, 5 2019, pp. 3629–3635.
- [12] B. Zhao, H. Zhang, X. Lan, H. Wang, Z. Tian, and N. Zheng, "REG-Net: REgion-based Grasp Network for End-to-end Grasp Detection in Point Clouds," in *2021 IEEE International Conference on Robotics and Automation (ICRA)*. IEEE, 5 2021, pp. 13 474–13 480.
- [13] L. Shao, F. Ferreira, M. Jorda, V. Nambiar, J. Luo, E. Solowjow, J. A. Ojea, O. Khatib, and J. Bohg, "UniGrasp: Learning a Unified Model to Grasp With Multifingered Robotic Hands," *IEEE Robotics and Automation Letters*, vol. 5, no. 2, pp. 2286–2293, 4 2020.
- [14] J. Duan, W. Yuan, W. Pumacay, Y. R. Wang, K. Ehsani, D. Fox, and R. Krishna, "Manipulate-Anything: Automating Real-World Robots using Vision-Language Models," in *Conference on Robot Learning (CoRL)*, 2024.
- [15] J. Hua, L. Zeng, G. Li, and Z. Ju, "Learning for a robot: Deep reinforcement learning, imitation learning, transfer learning," pp. 1–21, 2 2021.
- [16] H. Kim, Y. Ohmura, and Y. Kuniyoshi, "Transformer-based deep imitation learning for dual-arm robot manipulation," in *IEEE International Conference on Intelligent Robots and Systems*. Institute of Electrical and Electronics Engineers Inc., 2021, pp. 8965–8972.
- [17] S. Belkhal, Y. Cui, and D. Sadigh, "HYDRA: Hybrid Robot Actions for Imitation Learning," in *Conference on Robot Learning (CoRL)*, 2023.
- [18] A. Xie, L. Lee, T. Xiao, and C. Finn, "Decomposing the Generalization Gap in Imitation Learning for Visual Robotic Manipulation," in *IEEE International Conference on Robotics and Automation (ICRA)*, 2024.
- [19] K. Li, D. Chappell, and N. Rojas, "Immersive Demonstrations are the Key to Imitation Learning," in *Proceedings - IEEE International Conference on Robotics and Automation*, vol. 2023-May. Institute of Electrical and Electronics Engineers Inc., 2023, pp. 5071–5077.
- [20] P. Song, Y. Yu, and X. Zhang, "A Tutorial Survey and Comparison of Impedance Control on Robotic Manipulation," *Robotica*, vol. 37, no. 5, pp. 801–836, 5 2019.
- [21] M. Suomalainen, Y. Karayiannidis, and V. Kyrki, "A survey of robot manipulation in contact," *Robotics and Autonomous Systems*, vol. 156, 10 2022.
- [22] Z. Qin, K. Fang, Y. Zhu, L. Fei-Fei, and S. Savarese, "KETO: Learning Keypoint Representations for Tool Manipulation," in *2020 IEEE International Conference on Robotics and Automation (ICRA)*. IEEE, 5 2020, pp. 7278–7285.
- [23] W. Chen and N. Rojas, "TraKDis: A Transformer-Based Knowledge Distillation Approach for Visual Reinforcement Learning with Application to Cloth Manipulation," *IEEE Robotics and Automation Letters*, vol. 9, no. 3, pp. 2455–2462, 3 2024.
- [24] L. Roveda, N. Iannacci, F. Vicentini, N. Pedrocchi, F. Braghin, and L. M. Tosatti, "Optimal Impedance Force-Tracking Control Design With Impact Formulation for Interaction Tasks," *IEEE Robotics and Automation Letters*, vol. 1, no. 1, pp. 130–136, 1 2016.
- [25] Z. Li, Z. Huang, W. He, and C. Y. Su, "Adaptive impedance control for an upper limb robotic exoskeleton using biological signals," *IEEE Transactions on Industrial Electronics*, vol. 64, no. 2, pp. 1664–1674, 2 2017.
- [26] S. James and A. J. Davison, "Q-Attention: Enabling Efficient Learning for Vision-Based Robotic Manipulation," *IEEE Robotics and Automation Letters*, vol. 7, no. 2, pp. 1612–1619, 4 2022.
- [27] P. Mandikal and K. Grauman, "Learning Dexterous Grasping with Object-Centric Visual Affordances," in *2021 IEEE International Conference on Robotics and Automation (ICRA)*. IEEE, 5 2021, pp. 6169–6176.
- [28] C. Wang, R. Wang, A. Mandlekar, L. Fei-Fei, S. Savarese, and D. Xu, "Generalization Through Hand-Eye Coordination: An Action Space for Learning Spatially-Invariant Visuomotor Control," in *2021 IEEE/RSJ International Conference on Intelligent Robots and Systems (IROS)*. IEEE, 9 2021, pp. 8913–8920.
- [29] Z. Albert, Z. Ruihan, P. Lerrel, A. Pieter, and L. Michael, "A Framework for Efficient Robotic Manipulation," in *Deep RL Workshop NeurIPS*, 2021.
- [30] T. Zhang, Z. McCarthy, O. Jow, D. Lee, X. Chen, K. Goldberg, and P. Abbeel, "Deep Imitation Learning for Complex Manipulation Tasks from Virtual Reality Teleoperation," in *2018 IEEE International Conference on Robotics and Automation (ICRA)*. IEEE, 5 2018, pp. 5628–5635.
- [31] H. Kim, Y. Ohmura, and Y. Kuniyoshi, "Memory-based gaze prediction in deep imitation learning for robot manipulation," in *2022 International Conference on Robotics and Automation (ICRA)*. IEEE, 5 2022, pp. 2427–2433.
- [32] Y. Jin, D. Li, A. V. Yong, J. Shi, P. Hao, F. Sun, J. Zhang, and B. Fang, "RobotGPT: Robot Manipulation Learning from ChatGPT," *IEEE Robotics and Automation Letters*, vol. 9, no. 3, pp. 2543–2550, 3 2024.
- [33] T. Z. Zhao, V. Kumar, S. Levine, and C. Finn, "Learning Fine-Grained Bimanual Manipulation with Low-Cost Hardware," in *Robotics: Science and Systems*, 2023.
- [34] F. Zipeng, Z. Z. Tony, and F. Chelsea, "Mobile ALOHA: Learning Bimanual Mobile Manipulation using Low-Cost Whole-Body Teleoperation PLEASE CHECK THE SUPPLEMENTARY MATERIAL FOR REAL-WORLD," in *Conference on Robot Learning (CoRL)*, 2024.
- [35] C. Wang, H. Shi, W. Wang, R. Zhang, L. Fei-Fei, and C. K. Liu, "DexCap: Scalable and Portable Mocap Data Collection System for Dexterous Manipulation," *arXiv preprint arXiv:2403.07788*, 3 2024.
- [36] C. Xuxin, L. Jialong, Y. Shiqi, Y. Ge, and W. Xiaolong, "Open-TeleVision: Teleoperation with Immersive Active Visual Feedback," *arXiv preprint arXiv:2407.01512*, 2024.
- [37] T. Emanuel, E. Tom, and T. Yuval, "MuJoCo: A physics engine for model-based control," in *2012 IEEE/RSJ International Conference on Intelligent Robots and Systems (IROS)*. IEEE, 2012.