

When Less Is Not More: Large Language Models Normalize Less-Frequent Terms with Lower Accuracy

Daniel B. Hier

Kummer Institute

Missouri University of Science and Technology

Rolla MO, 65401 USA

email: hierd@mst.edu

Thanh Son Do

Department of Computer Science

Missouri State University

Springfield, MO USA

email: td64s@missouristate.edu

Tayo Obafemi-Ajayi

Department of Computer Science

Missouri State University

Springfield MO USA

email: tayooobafemijayi@missouristate.edu

Abstract—Term normalization is the process of mapping a term from free text to a standardized concept and its machine-readable code in an ontology. Accurate normalization of terms that capture phenotypic differences between patients and diseases is critical to the success of precision medicine initiatives. A large language model (LLM), such as GPT-4o, can normalize terms to the Human Phenotype Ontology (HPO), but it may retrieve incorrect HPO IDs. Reported accuracy rates for LLMs on these tasks may be inflated due to imbalanced test datasets skewed towards high-frequency terms. In our study, using a comprehensive dataset of 268,776 phenotype annotations for 12,655 diseases from the HPO, GPT-4o achieved an accuracy of 13.1% in normalizing 11,225 unique terms. However, the accuracy was unevenly distributed, with higher-frequency and shorter terms normalized more accurately than lower-frequency and longer terms. Feature importance analysis, using SHAP and permutation methods, identified low term frequency as the most significant predictor of normalization errors. These findings suggest that training and evaluation datasets for LLM-based term normalization should balance low- and high-frequency terms to improve model performance, particularly for infrequent terms critical to precision medicine.

Index Terms—phenotype normalization, large language model, Human Phenotype Ontology

I. INTRODUCTION

Modernist architect Mies van der Rohe is credited with the aphorism ‘less is more’ [4]. However, when large language models are tasked with normalizing biomedical terms to an ontology, a minimalist approach can lead to poor results. In this work, we propose that the accuracy of a large language model in a term normalization task is strongly influenced by the frequency with which the model encounters terms during training. High-frequency terms are normalized with greater accuracy than low-frequency terms.

Large pre-trained language models (LLM) can perform various natural language processing (NLP) tasks in health-care [19, 15], such as creating physician notes, summarizing text, answering questions, educating patients and preparing correspondence. An LLM can identify and normalize medical concepts [8, 6, 3, 16]. However, when an LLM normalizes a medical term to the Human Phenotype Ontology (HPO), the

correct machine-readable code may not always be retrieved. The error rate for normalizing terms to the HPO has been reported to be between 40% and 60% [7, 13, 14]. However, due to class imbalances in test sets, often populated by common and easier-to-normalize terms, the error rate for a dataset balanced across all HPO terms is likely higher.

In this study, we examine the normalization of a comprehensive list of HPO terms balanced for both rare and common terms. We hypothesize that most of the normalization errors made by an LLM are due to a lack of exposure to the terms during training. Although the HPO has over 17,000 terms that are descendants of *Phenotypic abnormality* (HP:0000119), not all terms are in use. The HPO annotations section has 268,776 annotations, each linking a term to a disease based on Orphadata [11] or Online Mendelian Inheritance in Man (OMIM) [2]. These annotations utilize a subset of 11,225 concepts in the HPO which vary in term frequency and term length. Approximately 7,128 of the HPO concepts are not used to represent diseases in the HPO (Table I). Our working hypothesis is that an LLM will experience more difficulty normalizing a term of lower frequency and longer length.

TABLE I
TERM COUNTS BY LIST

List	Term Count
HPO Terms	22,879
Valid HPO Terms	18,988
Obsolete HPO Terms	3,891
Descendants of <i>Phenotypic Abnormality</i>	18,353
Disease annotations	268,776
Utilized terms	11,225
Unused terms	7,128
OMIM diseases annotated	8,399
Orphadata diseases annotated	4,256

Note: Disease annotations are available from the Human Phenotype Ontology (HPO) and reflect the combined annotations from Orphadata and OMIM datasets.

II. METHODS

Experimental Plan

We downloaded phenotype annotations of diseases from the Human Phenotype Ontology (HPO) and compiled a list of the 11,225 HPO terms utilized with their corresponding HPO IDs. The frequency of each term was calculated, rank-ordered, and assigned to one of eight equal bins of approximately 1,400 terms based on frequency. Terms were assigned to five bins according to term length where Bin 5 was terms of length 5 words or longer. Terms were submitted to the GPT-4o API with a prompt to normalize each term by retrieving the correct HPO ID. Normalizations were evaluated as ‘correct’ or ‘incorrect’ based on the ground truth HPO ID. We calculated mean accuracy and term frequency for each frequency and length bin and conducted group comparisons by ANOVA. A logistic regression model was fitted to predict normalization accuracy (correct vs. incorrect), with feature importance assessed by permutation methods and SHAP. This experiment tested the hypothesis that longer term length and lower term frequency predict normalization errors by a LLM.

Terms to normalize.

We downloaded the terms in the HPO from the NCBO (<https://bioportal.bioontology.org/ontologies/HP>) and all of the phenotype annotations from the HPO (<https://hpo.jax.org/data/annotations>). We retained 18,353 terms from the HPO and descendants of *Phenotypic abnormality* (Table I). The list of terms to normalize consisted of 11,225 terms used to annotate diseases in the Orphadata or OMIM databases of rare and genetic diseases (Fig. 4).

Normalization.

The GPT-4o API was prompted to return the HPO ID for each term (<https://platform.openai.com/docs/api-reference>, OpenAI, 2024). Each presented term was an exact match to a term in the HPO, so no assessment of semantic equivalence for approximate terms or near matches was needed. The ground truth for each normalization was the 7-digit HPO ID of the HPO. The LLM output was scored as binary ‘1’ = ‘correct if the LLM returned an HPO ID that matched the ground truth HPO ID.

Group Comparisons by ANOVA.

Comparisons of mean accuracy across term length and term frequency bins were performed by ANOVA using the general linear (univariate) model from SPSS (version 29.02, IBM). The general linear model calculated interactions between term length and term frequency. Post hoc group comparisons were made using the Bonferroni method with $P < 0.001$ considered significant.

Logistic regression.

We fitted a logistic regression model (*LogisticRegression* from *sklearn.linear_model*) to predict the normalization status. Input features (Term Frequency and Term Length were standardized (*StandardScaler* from *sklearn.preprocessing*). Default parameters for the logistic regression model were used. The data

set was imbalanced with 1,476 correctly normalized terms and 9,749 incorrect normalizations. The confusion matrix, pseudo-R squared, weighted precision, weighted recall, weighted F1, model coefficients, and y-intercept were calculated. Feature importance was assessed using the permutation method (*permutation_importance* from *sklearn.inspection*) and the SHAP method (python SHAP library) [1, 10, 5].

III. RESULTS

The Human Phenotype Ontology (HPO) includes 268,776 phenotype annotations derived from 12,655 diseases in OMIM and Orphadata. We normalized 11,225 unique terms using the GPT-4o API, achieving an accuracy of 13.1%. HPO terms were ranked by their frequency in the annotations (Fig. 4) and grouped into eight frequency bins, from the highest (Bin 1) to the lowest (Bin 8). Additionally, terms were divided into five length bins, ranging from the shortest (Bin 1) to the longest (Bin 5).

The highest normalization accuracy was observed in the highest frequency bin (Bin 1) and declined sharply as term frequency decreased, falling to less than 20% after Bin 2 (Fig. 5). Similarly, the accuracy of normalization decreased with increasing term length (Fig. 6). As expected, term frequency also decreased with term length, with shorter terms being more frequent than longer terms.

The distribution of term ranks with term frequencies followed a Zipfian distribution [9], with a few high-frequency terms and many low-frequency terms (Fig. 4). Zipf’s law has two important generalizations: 1) most vocabularies have many low-frequency words and few high-frequency words, and 2) high-frequency words tend to be shorter. Both of these patterns were observed in our analysis, where shorter terms occurred more frequently than longer terms (Fig. 6).

Fig. 1 illustrates the effects of term frequency and length on the accuracy of normalization. Accuracy declines steadily from high-frequency bins (Bin 1 and Bin 2) to lower-frequency bins (Bin 7 and Bin 8). In the highest frequency bins, unigrams (single-word terms) are normalized more accurately than longer terms. However, this term-length effect is not observed in lower-frequency bins (Bins 3 to 8). Statistical analysis (ANOVA) revealed significant differences in accuracy between the frequency groups of the term ($df = 7$, $F = 687.5$, $p < 0.001$) and the length groups of the term ($df = 4$, $F = 6.2$, $p < 0.001$). There was also a significant interaction between term length and frequency ($df = 28$, $F = 6.5$, $p < 0.001$), indicating that the effect of term length is more pronounced in the higher frequency bins.

A logistic regression model was fitted to predict the accuracy of term normalization based on Term Length and Term Frequency (Tables III and III). The weighted average precision, recall and F1 was 0.90, 0.91 and 0.89, respectively. The Term frequency and Term Length coefficients (Table III) suggested that the accuracy of term normalization was favored by shorter terms and higher term frequencies, with the term frequency effect larger than the term length effect. SHAP plots (Fig. 2) and feature importance plots by permutation

TABLE II
LOGISTIC REGRESSION MODEL FOR
PREDICTING ACCURATE NORMALIZATION.

Feature	Coefficient
Intercept	-2.10
Term Length	-0.35
Term Frequency	3.17
McFadden Pseudo R-squared	0.33

Term length and frequency were standardized for direct comparison. Note that the coefficient for term length is negative and smaller in magnitude than that of term frequency.

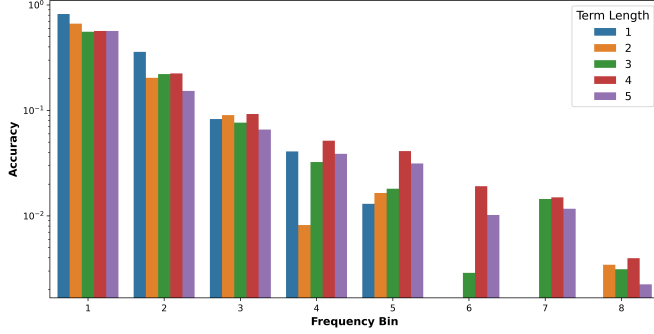


Fig. 1. **Accuracy by Term Frequency and Term Length.** Accuracy decreases as the term frequency declines, with a noticeable drop in the first two term frequency bins. The effect of expected term length on accuracy is only observed in the first two high frequency bins.

method (Fig. 3 confirmed the importance of higher term frequency in HPO annotations (Table I in predicting accurate term normalization.

TABLE III
CLASSIFICATION REPORT FOR LOGISTIC REGRESSION MODEL

Class	Precision	Recall	F1-score	Support
Incorrect HPO ID	0.92	0.99	0.95	9749
Correct HPO ID	0.80	0.40	0.53	1476
Macro average	0.86	0.69	0.74	11225
Weighted average	0.90	0.91	0.89	11225

IV. DISCUSSION

GPT-4o, an advanced large language model, makes errors when normalizing terms to the HPO. For the 11,225 terms in the HPO used for disease annotations by OMIM or Orphadata, the model accurately retrieved 13.1% of the machine-readable codes (HPO IDs). Retrieval errors are not evenly or randomly distributed across the HPO. Errors decrease with term frequency and increase with term length. When the HPO terms are ranked by frequency and then binned into eight bins of 1400 terms, most correctly normalized terms are in Bin 1 with the highest term frequencies. Shorter terms are normalized more accurately than longer terms, so that unigrams (one-word

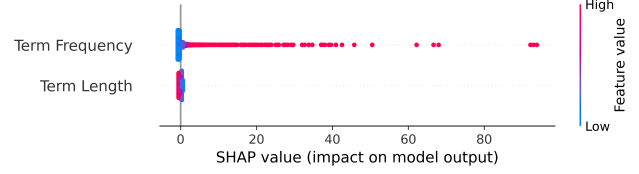


Fig. 2. **Feature Importance by SHAP Plot.** Term frequency was ranked as most important feature for predicting accuracy of term normalization. Red markers to right of midline axis suggest that higher term frequency predicts greater normalization accuracy.

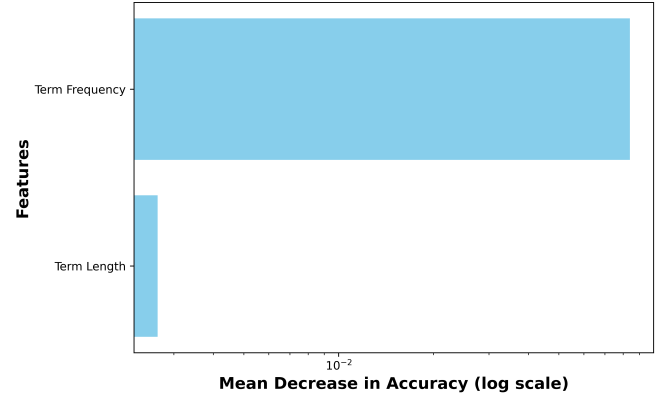


Fig. 3. **Feature Importance by Permutation Method.** Term frequency was ranked as most important feature for predicting accuracy of term normalization.

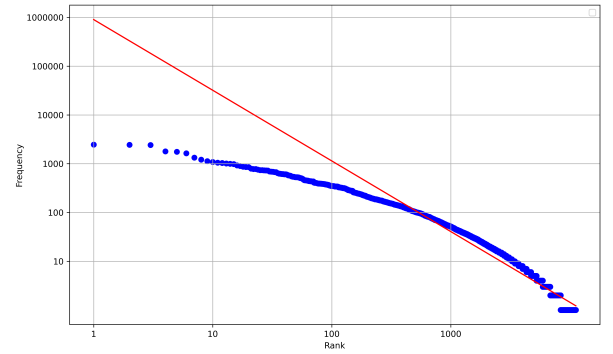


Fig. 4. Log Frequency versus Log Rank for 11,225 terms used in disease annotations from OMIM and Orphadata. The plot conforms to Zipf's Law where term frequency is inversely proportional to term frequency rank (Fitted linear regression line: intercept of 5.9, a slope of -1.4, and $R^2 = 0.93$). The three most frequent terms—"global developmental delay", "seizure", and "intellectual disability"—appear on the far left and fall below the fitted line, deviating from Zipf's Law [12, 9].

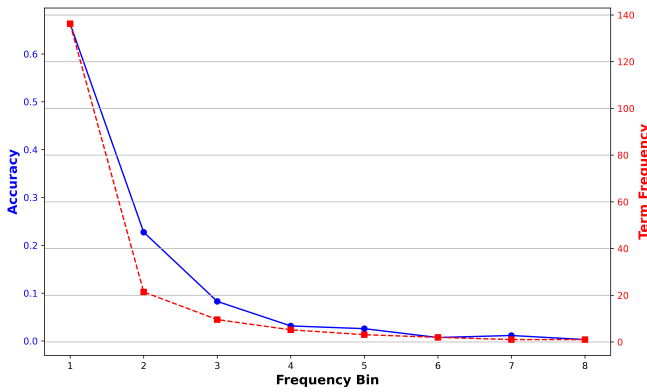


Fig. 5. **Accuracy by Frequency Bin.** Accuracy (red) and mean term frequency (blue) are plotted against Frequency Bin. Highest frequency terms are in Bin 1, lowest in Bin 8. Accuracy and term frequency decline by bin, with a steep drop off after Bin 1.

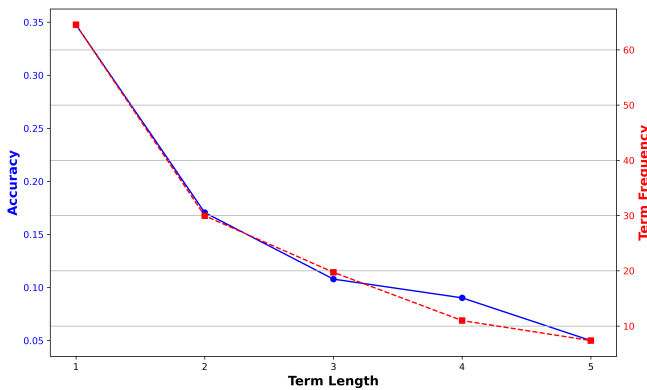


Fig. 6. **Accuracy by Term Length.** Terms were binned according to term length. Bin 1 was all unigrams. Bin 5 was terms four words or longer. Accuracy and term frequency drop steadily with increasing term length. As term length increased accuracy decreases and term frequency decreases. The reduced frequency of longer terms is Zipfian and consistent with Zipf’s Law [18].

terms) are normalized with the greatest accuracy than longer terms.

One may reasonably wonder how large language models ‘learn’ to associate an HPO ID with an HPO term. It seems unlikely that current large language models access definitive websites, such as the HPO (<https://hpo.jax.org/>), and “memorize” associations between an HPO ID and an HPO term. Rather, it seems more likely that during the course of training, the model encounters instances in books or published literature where an HPO term appears in proximity to an HPO ID, allowing the model to “learn” this association through repeated encounters. A paper in the Orphanet Journal of Rare Disease [20] illustrates an opportunity for a large language model to ‘learn’ the association between *ptosis* and its HPO ID *HP:0000508* (see Fig. 7). In summary, based on the architecture of an LLM, we suggest that the learning of HPO ID-term associations is constrained by the following factors:

- **Associations are statistical:** The model learns associ-

Centronuclear myopathies (OMIM 255200)	HP:0009073 Progressive proximal muscle weakness
	HP:0000297 Facial hypotonia
	HP:0000508 Ptosis
	HP:0000602 Ophthalmoplegia
	HP:0001315 Reduced tendon reflexes
	HP:0001256 Intellectual disability, mild

Fig. 7. **Excerpt from Case Report Showing Proximity of HPO Term to HPO ID.** Excerpt from [20] illustrates proximity of term *ptosis* to its HPO ID. Reproduced without modification under the Creative Commons Attribution 4.0 International License, which permits reproduction with appropriate attribution.

ations based on probabilities derived from the training data.

- **Associations are proximity-based:** Terms must appear in close proximity to their HPO IDs during training for the model to establish an association.
- **Associations have a frequency bias:** The model learns more effectively when there are more frequent training examples.
- **Associations are pattern-based:** The model identifies patterns in the data without direct access to external APIs or datasets.

Our study has several limitations and implications. First, we examined the 11,225 terms used at least once in the OMIM and Orphadata data sets to annotate a disease. We did not evaluate the 7,128 unused HPO terms. We considered the frequency of HPO terms in the list of HPO annotations as a marker or surrogate for the frequency with which GPT-4o might have encountered HPO IDs during training, but we have no exact knowledge of what corpora GPT-4o was trained in or its training protocol. Our logistic regression model was a simplified model that considered two predictors (term frequency and term length). Other predictors might better explain GPT-4o normalization accuracy. Although the model suggests that term frequency is more important than term length, the magnitudes of these effects are approximate.

Our results suggest that more attention needs to be directed at low-frequency terms. Although these terms are less frequent in clinical settings, their accurate normalization is essential to precision medicine. Although normalization accuracy can be improved by retrieval augmented generation (RAG) methods [17], steps need to be taken to improve training methods to address class imbalances in training to improve accuracy

in low-frequency terms. This work also has implications for the construction test sets that are used in the evaluation of normalization models. These test sets must be balanced with high-frequency and low-frequency HPO terms. Test sets that are imbalanced with an excessive count of high-frequency terms will yield inflated estimates of the model accuracies.

In conclusion, the performance of GPT-4o in the normalization task for terms in the HPO is uneven across terms; high-frequency terms are normalized more accurately than low-frequency terms. This observation has implications for how large language models are trained and how large language models are evaluated. An important consideration is to balance low-frequency and high-frequency terms in both the training and evaluation datasets.

CONFLICT OF INTEREST STATEMENT

The authors have no conflicts of interest to report.

AUTHOR CONTRIBUTIONS

Concept by DBH, TSD and TOA. Coding and calculations by DBH. Design by DBH. Writing and revisions by DBH, TSD, and TOA.

FUNDING

The authors have no funding to disclose.

ACKNOWLEDGMENTS

The authors have no acknowledgments to make.

DATA AVAILABILITY STATEMENT

Data and code available from the corresponding author on request.

REFERENCES

- [1] André Altmann, Laura Toloşi, Oliver Sander, and Thomas Lengauer. Permutation importance: a corrected feature importance measure. *Bioinformatics*, 26(10): 1340–1347, 2010.
- [2] Joanna S Amberger, Carol A Bocchini, François Schiettecatte, Alan F Scott, and Ada Hamosh. Omim. org: Online mendelian inheritance in man (omim®), an online catalog of human genes and genetic disorders. *Nucleic acids research*, 43(D1):D789–D798, 2015.
- [3] Reza Averly and Xia Ning. Entity decomposition with filtering: A zero-shot clinical named entity recognition framework. *arXiv preprint arXiv:2407.04629*, 2024.
- [4] Isabel Droge. Mies van der rohe: The architect who thought less was more, March 2023. URL <https://www.thecollector.com/mies-van-der-rohe-pioneer-modernist-architect/>. TheCollector.com, March 23, 2023.
- [5] Radwa ElShawi, Youssef Sherif, Mouaz Al-Mallah, and Sherif Sakr. Interpretability in healthcare: A comparative study of local machine learning interpretability techniques. *Computational Intelligence*, 37(4):1633–1650, 2021.
- [6] Yao Ge, Yuting Guo, Sudeshna Das, Mohammed Ali Al-Garadi, and Abeed Sarker. Few-shot learning for medical text: A review of advances, trends, and opportunities. *Journal of Biomedical Informatics*, page 104458, 2023.
- [7] Tudor Groza, Harry Caufield, Dylan Graton, Gareth Baynam, Melissa A Haendel, Peter N Robinson, Christopher J Mungall, and Justin T Reese. An evaluation of gpt models for phenotype concept recognition. *BMC Medical Informatics and Decision Making*, 24(1):30, 2024.
- [8] Yan Hu, Qingyu Chen, Jingcheng Du, Xueqing Peng, Vipina Kuttichi Keloth, Xu Zuo, Yujia Zhou, Zehan Li, Xiaoqian Jiang, Zhiyong Lu, et al. Improving large language models for clinical named entity recognition via prompt engineering. *Journal of the American Medical Informatics Association*, page ocad259, 2024.
- [9] Wentian Li. Zipf’s law everywhere. *Glottometrics*, 5 (2002):14–21, 2002.
- [10] Scott M Lundberg and Su-In Lee. A unified approach to interpreting model predictions. In I. Guyon, U. V. Luxburg, S. Bengio, H. Wallach, R. Fergus, S. Vishwanathan, and R. Garnett, editors, *Advances in Neural Information Processing Systems 30*, pages 4765–4774. Curran Associates, Inc., 2017.
- [11] Sylvie Maiella, Ana Rath, Céline Angin, F Mousson, and O Kremp. Orphanet and its consortium: where to find expert-validated information on rare diseases. *Revue neurologique*, 169:S3–8, 2013.
- [12] George A Miller. Some effects of intermittent silence. *The American journal of psychology*, 70(2):311–314, 1957.
- [13] Syed I Munzir, Daniel B Hier, and Michael D Carrithers. High throughput phenotyping of physician notes with large language and hybrid nlp models. *arXiv preprint:2403.05920*, 2024. doi: 10.48550/arXiv.2403.05920. URL <https://doi.org/10.48550/arXiv.2403.05920>. Accepted in International Conference of the IEEE Engineering in Medicine & Biology Society (EMBC 2024).
- [14] Syed I Munzir, Daniel B Hier, Chelsea Oommen, and Michael D Carrithers. A large language model outperforms other computational approaches to the high-throughput phenotyping of physician notes. *arXiv preprint arXiv:2406.14757*, 2024. URL <https://arxiv.org/abs/2406.14757>. accepted in AMIA Annual Symposium 2024.
- [15] Michael F Romano, Ludy C Shih, Ioannis C Paschalidis, Rhoda Au, and Vijaya B Kolachalama. Large language models in neurology research and future practice. *Neurology*, 101(23):1058–1067, 2023.
- [16] Satya S Sahoo, Joseph M Plasek, Hua Xu, Özlem Uzuner, Trevor Cohen, Meliha Yetisgen, Hongfang Liu, Stéphane Meystre, and Yanshan Wang. Large language models for biomedicine: foundations, opportunities, challenges, and best practices. *Journal of the American Medical Informatics Association*, page ocae074, 2024.
- [17] Darya Shlyk, Tudor Groza, Marco Mesiti, Stefano Mon-

tanelli, and Emanuele Cavalleri. Real: A retrieval-augmented entity linking approach for biomedical concept recognition. In Proceedings of the 23rd Workshop on Biomedical Natural Language Processing, pages 380–389, 2024.

- [18] Udo Strauss, Peter Grzybek, and Gabriel Altmann. Word length and word frequency. Springer, 2007.
- [19] Shubo Tian, Qiao Jin, Lana Yeganova, Po-Ting Lai, Qingqing Zhu, Xiuying Chen, Yifan Yang, Qingyu Chen, Won Kim, Donald C Comeau, et al. Opportunities and challenges for chatgpt and large language models in biomedicine and health. Briefings in Bioinformatics, 25 (1):bbad493, 2024.
- [20] Jian Yang, Cong Dong, Huilong Duan, Qiang Shu, and Haomin Li. Rdmap: a map for exploring rare diseases. Orphanet Journal of Rare Diseases, 16:1–11, 2021.