

QoS-Aware and Routing-Flexible Network Slicing for Service-Oriented Networks

Wei-Kun Chen, Ya-Feng Liu, Yu-Hong Dai, and Zhi-Quan Luo

Abstract—In this paper, we consider the network slicing (NS) problem which aims to map multiple customized virtual network requests (also called services) to a common shared network infrastructure and manage network resources to meet diverse quality of service (QoS) requirements. We propose a mixed-integer nonlinear programming (MINLP) formulation for the considered NS problem that can flexibly route the traffic flow of the services on multiple paths and provide end-to-end delay and reliability guarantees for all services. To overcome the computational difficulty due to the intrinsic nonlinearity in the MINLP formulation, we transform the MINLP formulation into an equivalent mixed-integer linear programming (MILP) formulation and further show that their continuous relaxations are equivalent. In sharp contrast to the continuous relaxation of the MINLP formulation which is a nonconvex nonlinear programming problem, the continuous relaxation of the MILP formulation is a polynomial-time solvable linear programming problem, which significantly facilitates the algorithmic design. Based on the newly proposed MILP formulation, we develop a customized column generation (cCG) algorithm for solving the NS problem. The proposed cCG algorithm is a decomposition-based algorithm and is particularly suitable for solving large-scale NS problems. Numerical results demonstrate the efficacy of the proposed formulations and the proposed cCG algorithm.

Index Terms—Column generation, flexible routing, mixed-integer linear programming, network slicing, QoS constraints.

I. INTRODUCTION

Network function virtualization (NFV) is one of the key technologies for the fifth generation (5G) and next-generation 6G communication networks [2], [3]. Different from traditional networks in which service requests (e.g., high-dimensional video, remote robotic surgery, autonomous driving, and machine control) are implemented by dedicated hardware in fixed locations, NFV-enabled networks efficiently leverage virtualization technologies to configure some specific cloud nodes in the network to process network service functions on-demand, and then establish a customized virtual

network for all service requests. However, since virtual network functions (VNFs) of all services are implemented over a single shared cloud network infrastructure, it is crucial to efficiently allocate network (e.g., computing and communication) resources subject to diverse quality of service (QoS) requirements of all services and capacity constraints of all cloud nodes and links in the network. This resource allocation problem in the service-oriented network is called *network slicing* (NS) in the literature, which jointly considers the VNF placement (that maps VNFs into cloud nodes in the network) and the traffic routing (that finds paths connecting two cloud nodes which perform two adjacent VNFs in the network). This paper focuses on the mathematical optimization formulation and the solution approach of the NS problem.

When establishing problem formulations and developing solution approaches for the NS problem, two key factors, that well reflect the practical application of the NS problem, must be considered. First, many services are mission-critical and have very stringent QoS requirements, including the E2E delay and reliability requirements. For example, to guarantee robust real-time interactions between the surgeon and the remote surgical robot, tele-surgery services require an E2E delay of up to 1 ms and an E2E reliability of up to 99.9999999% [4]. Therefore, to ensure guaranteed E2E delay and reliability of the services, it is important to explicitly enforce the related constraints in the problem formulations. The works [5]–[16] developed mathematical formulations that explicitly enforce the E2E delay constraints of the services while the works [13]–[19] developed mathematical formulations that explicitly enforce the E2E reliability constraints of the services. Second, as the communication resource (i.e., link capacity) is limited, a flexible traffic routing strategy is usually needed to ensure a high-quality solution of the NS problem. In the literature, to simplify the solution approaches, various simplified traffic routing strategies have been proposed, including predetermined path routing (i.e., selecting the paths from a predetermined path set) [9], [20]–[22], limited number of hops routing [23], and single-path routing [5], [6], [10], [11], [13]–[16], [24], [25]. The works [7], [8], [12], [26]–[28] developed formulations that allow the traffic flow to be distributed across arbitrary paths within the underlying network, thereby fully utilizing the flexibility of traffic routing.

In Table I, we summarize various mathematical optimization formulations of the NS problem. These formulations are different in terms of their routing strategies and E2E QoS guarantees. As can be clearly seen from Table I, for the NS problem, none of the existing formulations/works simultaneously takes all of the above practical factors (i.e.,

Part of this work [1] has been presented at the 2022 IEEE International Conference on Acoustics, Speech and Signal Processing (ICASSP), Singapore, Singapore, 22–27 May, 2022.

W.-K. Chen is with the School of Mathematics and Statistics/Beijing Key Laboratory on MCAACI, Beijing Institute of Technology, Beijing 100081, China (e-mail: chenweikun@bit.edu.cn). Y.-F. Liu is with the Ministry of Education Key Laboratory of Mathematics and Information Networks, School of Mathematical Sciences, Beijing University of Posts and Telecommunications, Beijing 102206, China (email: yafengliu@bupt.edu.cn). Y.-H. Dai is with the State Key Laboratory of Scientific and Engineering Computing, Institute of Computational Mathematics and Scientific/Engineering Computing, Academy of Mathematics and Systems Science, Chinese Academy of Sciences, Beijing 100190, China (e-mail: dyh@lsec.cc.ac.cn). Z.-Q. Luo is with the Shenzhen Research Institute of Big Data and The Chinese University of Hong Kong, Shenzhen 518172, China (e-mail: luozq@cuhk.edu.cn).

Table I: A summary of state-of-the-art mathematical optimization formulations of the NS problem.

Works	Flexible routing	Guaranteed E2E Delay	Guaranteed E2E Reliability
[26]–[28]	✓	–	–
[7], [8], [12]	✓	✓	–
[5], [6], [9]–[11]	–	✓	–
[17]–[19]	–	–	✓
[13]–[16]	–	✓	✓
[20]–[25]	–	–	–
Our work	✓	✓	✓

flexible routing and E2E delay and reliability requirements) into consideration. The motivation of this paper is to provide a mathematical optimization formulation of the NS problem that simultaneously allows the traffic flows to be flexibly transmitted on (possibly) multiple paths and satisfies the E2E delay and reliability requirements of all services, and to develop an efficient algorithm for solving it.

A. Our Contributions

In this paper, we first propose a QoS-aware and routing-flexible formulation for the NS problem and then develop an efficient algorithm for solving the formulated problem. The main contributions of this paper are summarized as follows.

- *A new MINLP formulation:* We first propose a mixed-integer nonlinear programming (MINLP) formulation for the NS problem, which minimizes network resource consumption subject to the capacity constraints of all cloud nodes and links and the E2E delay and reliability constraints of all services. Compared with the existing state-of-the-art formulations in [7] and [13], the proposed formulation allows to flexibly route the traffic flow of the services on multiple paths and provides E2E delay and reliability guarantees for all services.
- *A computationally efficient MILP reformulation:* Due to the intrinsic nonlinearity, the MINLP formulation appears to be computationally difficult. To overcome this difficulty, we transform the MINLP formulation into an equivalent mixed-integer linear programming (MILP) formulation and show that their continuous relaxations are equivalent (in terms of sharing the same optimal values). However, different from the continuous relaxation of the MINLP formulation which is a nonconvex nonlinear programming (NLP) problem, the continuous relaxation of the MILP formulation is a polynomial-time solvable linear programming (LP) problem, which is amenable to the algorithmic design. The key to the successful transformation is a novel way of rewriting *nonlinear* flow conservation constraints for traffic routing as *linear* constraints.
- *An efficient cCG algorithm:* We develop an efficient customized CG (cCG) algorithm based on the MILP formulation. The proposed cCG algorithm is a two-stage algorithm: the first stage decomposes the large-scale NS problem into LP and MILP subproblems of much smaller sizes, and iteratively solves them to collect

effective embedding patterns for each service; the second stage finds a high-quality solution for the NS problem by solving a small MILP problem based on embedding patterns obtained in the first stage. Theoretically, the proposed cCG algorithm can be interpreted as the LP relaxation rounding algorithm equipped with a strong LP relaxation and an optimal rounding strategy [29]. This theoretical interpretation, together with its decomposition nature, makes the proposed cCG algorithm well-suited for tackling large-scale NS problems and for finding high-quality solutions.

Extensive computational results demonstrate the effectiveness of the proposed formulations and the efficiency of the proposed cCG algorithm. More specifically, our computational results show: (i) the proposed MINLP/MILP formulations are more effective than the existing formulations in [7] and [13] in terms of the solution quality; (ii) the proposed MILP formulation is much more computationally efficient than the MINLP formulation; (iii) compared with calling general-purpose MILP solvers (e.g., CPLEX) for solving the MILP formulation and state-of-the-art algorithms in [7] and [27], the proposed cCG algorithm can find high-quality solutions for large-scale NS problems within significantly less computational time.

In our previous work [1], we presented the MILP and MINLP formulations for solving the NS problem, which corresponds to Section III and part of Section IV-A in this paper. Compared to its conference version [1], this paper provides a rigorous theoretical analysis on the relation between the MILP and MINLP formulations, which provides important insights into why the performance of solving the MILP formulation is better than that of solving the MINLP formulation. More importantly, this paper develops an efficient cCG algorithm for solving large-scale NS problems, which is completely new.

This paper is organized as follows. Section II reviews the related works. Section III introduces the system model and provides an MINLP formulation for the NS problem. Section IV transforms the MINLP formulation into an equivalent MILP formulation. Section V develops a cCG algorithm based on the newly proposed MILP formulation. Section VI reports the computational results. Finally, Section VII draws the conclusion.

II. LITERATURE REVIEW

In recent years, there are considerable works on the NS problem and its variants; see [5]–[28] and the references therein. In particular, for the NS problem with a limited network resource constraint, the works [26], [27] proposed LP relaxation rounding algorithms to find a feasible solution of the formulated MILP formulation; the works [24], [25] developed column generation (CG) algorithms to find a feasible solution; the work [28] proposed a Benders decomposition algorithm to find a global optimal solution. However, the formulations in [24]–[28] neither considered E2E delay nor E2E reliability constraints of the services, which are two key design considerations in the shared cloud network infrastructure [30], [31]. The works [5]–[12] incorporated the E2E delay constraints of the services into their formulations and solved the problem

by off-the-shelf MILP solvers [5], [6], [12] and heuristic algorithms such as LP relaxation dynamic rounding algorithm [7], Tabu search [8], binary search [9], greedy heuristic [10], and the so-called ClusPR algorithm [11]. The works [17]–[19] took into account of the E2E reliability constraints of the services in their formulations and solved the problem using off-the-shelf MILP solvers. However, the aforementioned works still either did not consider the E2E reliability constraints of the services (e.g., [5]–[12]) or did not consider the E2E delay constraints of the services (e.g., [17]–[19]). Obviously, formulations that do not consider E2E delay or E2E reliability constraints may return a solution that violates these important QoS requirements.

For the traffic routing (that finds paths connecting two cloud nodes) of the NS problem, the works [9], [20]–[22] simplified the routing strategy by selecting paths from a predetermined set of paths, the works [23] limited the maximum number of hops in the flows to be a prespecified number, and the works [5], [6], [10], [11], [13]–[15], [24], [25] enforced that the data flow should be transmitted over only a single path. Apparently, formulations that are based on such restrictive assumptions do not fully utilize the flexibility of traffic routing (i.e., allowing the traffic flow to be distributed across arbitrary paths within the underlying network), thereby leading to a suboptimal performance of the whole network [12], [32].

The works [14]–[19] proposed different protection (or redundancy) techniques (which reserve additional cloud node or link capacities to provide resiliency against links' or cloud nodes' failure) to improve the E2E reliability of the services. However, as redundant cloud and communication resources are implemented for the services, the protection schemes generally lead to inefficiency of resource allocation [30].

III. SYSTEM MODEL AND PROBLEM FORMULATION

We use a directed graph $\mathcal{G} = (\mathcal{I}, \mathcal{L})$ to represent the substrate network, where $\mathcal{I} = \{i\}$ and $\mathcal{L} = \{(i, j)\}$ denote the sets of nodes and directed links, respectively. Let $\mathcal{V} \subseteq \mathcal{I}$ be the set of cloud nodes. Each cloud node v has a computational capacity μ_v and a reliability γ_v [13], [17]. We follow [26] to assume that processing one unit of data rate consumes one unit of (normalized) computational capacity. Each link (i, j) has an expected (communication) delay d_{ij} [11], a reliability γ_{ij} [13], [17], and a total data rate upper bounded by the capacity C_{ij} . A set of services \mathcal{K} is needed to be supported by the network. Let $S^k, D^k \notin \mathcal{V}$ be the source and destination nodes of service $k \in \mathcal{K}$. Each service k relates to a customized service function chain (SFC) consisting of ℓ_k service functions that have to be processed in sequence by the network: $f_1^k \rightarrow f_2^k \rightarrow \dots \rightarrow f_{\ell_k}^k$ [33]–[35]. As required in [11], [26], in order to minimize the coordination overhead, each function must be processed at exactly one cloud node. If function f_s^k , $s \in \mathcal{F}^k := \{1, 2, \dots, \ell_k\}$, is processed by cloud node v in \mathcal{V} , the expected NFV delay is assumed to be known as $d_v^{k,s}$, which includes both processing and queuing delays [9], [11]. For service k , the data rate at which no function has been processed by any cloud node is denoted as λ_0^k ; similarly, the data rate at which function f_s^k has just been processed

Table II: Summary of notations in the NS problem.

Parameters	
μ_v	computational capacity of cloud node v
γ_v	reliability of cloud node v
C_{ij}	communication capacity of link (i, j)
d_{ij}	communication delay of link (i, j)
γ_{ij}	reliability of link (i, j)
\mathcal{F}^k	the index set that corresponds to service k 's SFC
f_s^k	the s -th function in the SFC of service k
$d_v^{k,s}$	NFV delay when function f_s^k is hosted at cloud node v
λ_s^k	data rate at which function f_s^k has just been processed and function f_{s+1}^k has not been processed
Θ^k	E2E latency threshold of service k
Γ^k	E2E reliability threshold of service k
Variables	
y_v	binary variable indicating whether or not cloud node v is activated
x_v^k	binary variable indicating whether or not cloud node v processes some function(s) in the SFC of service k
$x_v^{k,s}$	binary variable indicating whether or not cloud node v processes function f_s^k
$r^{k,s,p}$	data rate on the p -th path of flow (k, s) that is used to route the traffic flow between the two cloud nodes hosting functions f_s^k and f_{s+1}^k , respectively
$z_{ij}^{k,s,p}$	binary variable indicating whether or not link (i, j) is on the p -th path of flow (k, s)
$r_{ij}^{k,s,p}$	data rate on link (i, j) which is used by the p -th path of flow (k, s)
$\theta^{k,s}$	communication delay due to the traffic flow from the cloud node hosting function f_s^k to the cloud node hosting function f_{s+1}^k

(and function f_{s+1}^k has not been processed) by some cloud node is denoted as λ_s^k . Each service k has an E2E delay requirement and an E2E reliability requirement, denoted as Θ^k and Γ^k , respectively. Table II summarizes the notations in the NS problem.

The NS problem involves determining the VNF placement, the routes, and the associated data rates on the corresponding routes of all services while satisfying the capacity constraints of all cloud nodes and links and the E2E delay and reliability constraints of all services. Next, we present the constraints and objective function of the problem formulation in detail.

• VNF placement

Let $x_v^{k,s} = 1$ indicate that function f_s^k is processed by cloud node v ; otherwise, $x_v^{k,s} = 0$. Each function f_s^k must be processed by exactly one cloud node, i.e.,

$$\sum_{v \in \mathcal{V}} x_v^{k,s} = 1, \quad \forall k \in \mathcal{K}, s \in \mathcal{F}^k. \quad (1)$$

In addition, we introduce binary variable x_v^k to denote whether there exists at least one function in \mathcal{F}^k processed by cloud node v and binary variable y_v to denote whether cloud node v is activated and powered on. By definition, we have

$$x_v^{k,s} \leq x_v^k, \quad \forall v \in \mathcal{V}, k \in \mathcal{K}, s \in \mathcal{F}^k, \quad (2)$$

$$x_v^k \leq y_v, \quad \forall v \in \mathcal{V}, k \in \mathcal{K}. \quad (3)$$

The node capacity constraints can be written as follows:

$$\sum_{k \in \mathcal{K}} \sum_{s \in \mathcal{F}^k} \lambda_s^k x_v^{k,s} \leq \mu_v y_v, \quad \forall v \in \mathcal{V}. \quad (4)$$

• Traffic routing

Let (k, s) denote the traffic flow which is routed between the two cloud nodes hosting the two adjacent functions f_s^k and f_{s+1}^k . We follow [12] to assume that there are at most P paths that can be used to route flow (k, s) and denote $\mathcal{P} = \{1, 2, \dots, P\}$. Let binary variable $z_{ij}^{k,s,p}$ denote whether (or not) link (i, j) is on the p -th path of flow (k, s) . Then, to ensure that the functions of each service k are processed in the prespecified order $f_1^k \rightarrow f_2^k \rightarrow \dots \rightarrow f_{\ell_k}^k$, we need

$$\sum_{j:(j,i) \in \mathcal{L}} z_{ji}^{k,s,p} - \sum_{j:(i,j) \in \mathcal{L}} z_{ij}^{k,s,p} = b_i^{k,s}(\mathbf{x}), \quad \forall i \in \mathcal{I}, k \in \mathcal{K}, s \in \mathcal{F}^k \cup \{0\}, p \in \mathcal{P}, \quad (5)$$

where

$$b_i^{k,s}(\mathbf{x}) = \begin{cases} -1, & \text{if } s = 0 \text{ and } i = S^k; \\ x_i^{k,s+1}, & \text{if } s = 0 \text{ and } i \in \mathcal{V}; \\ x_i^{k,s+1} - x_i^{k,s}, & \text{if } 1 \leq s < \ell_k \text{ and } i \in \mathcal{V}; \\ -x_i^{k,s}, & \text{if } s = \ell_k \text{ and } i \in \mathcal{V}; \\ 1, & \text{if } s = \ell_k \text{ and } i = D^k; \\ 0, & \text{otherwise.} \end{cases}$$

Observe that the right-hand side of the above flow conservation constraint (5) depends on whether node i is a source node, a destination node, an activated/inactivated cloud node, or an intermediate node. Let us elaborate on the second case where $b_i^{k,s}(\mathbf{x}) = x_i^{k,1}$: if $x_i^{k,1} = 0$, then (5) reduces to the classical flow conservation constraint; if $x_i^{k,1} = 1$, then (5) reduces to

$$\sum_{j:(j,i) \in \mathcal{L}} z_{ji}^{k,s,p} - \sum_{j:(i,j) \in \mathcal{L}} z_{ij}^{k,s,p} = 1,$$

which enforces that for flow $(k, 0)$, the difference of the numbers of links coming into node i and going out of node i should be equal to 1.

Next, we follow [7], [8] to present the flow conservation constraints for the data rates. To proceed, we need to introduce variable $r^{k,s,p} \in [0, 1]$ denoting the ratio or the fraction of data rate λ_s^k on the p -th path of flow (k, s) and variable $r_{ij}^{k,s,p} \in [0, 1]$ denoting the ratio or the fraction of data rate λ_s^k on link (i, j) (when $z_{ij}^{k,s,p} = 1$). By definition, we have

$$\sum_{p \in \mathcal{P}} r^{k,s,p} = 1, \quad \forall k \in \mathcal{K}, s \in \mathcal{F}^k \cup \{0\}, \quad (6)$$

$$r_{ij}^{k,s,p} = r^{k,s,p} z_{ij}^{k,s,p}, \quad \forall (i, j) \in \mathcal{L}, k \in \mathcal{K}, s \in \mathcal{F}^k \cup \{0\}, p \in \mathcal{P}. \quad (7)$$

Note that constraint (7) is *nonlinear*. Finally, the total data rates on link (i, j) is upper bounded by capacity C_{ij} :

$$\sum_{k \in \mathcal{K}} \sum_{s \in \mathcal{F}^k \cup \{0\}} \sum_{p \in \mathcal{P}} \lambda_s^k r_{ij}^{k,s,p} \leq C_{ij}, \quad \forall (i, j) \in \mathcal{L}. \quad (8)$$

• E2E reliability

To model the reliability of each service, we introduce binary

variable z_{ij}^k to denote whether link (i, j) is used to route the traffic flow of service k . By definition, we have

$$z_{ij}^{k,s,p} \leq z_{ij}^k, \quad \forall (i, j) \in \mathcal{L}, k \in \mathcal{K}, s \in \mathcal{F}^k \cup \{0\}, p \in \mathcal{P}. \quad (9)$$

The E2E reliability of service k is defined as the product of the reliabilities of all cloud nodes hosting all functions f_s^k in its SFC and the reliabilities of all links used by service k [13]. The following constraint ensures that the E2E reliability of service k is larger than or equal to its given threshold $\Gamma^k \in [0, 1]$:

$$\prod_{v \in \mathcal{V}} \rho_v^k \cdot \prod_{(i,j) \in \mathcal{L}} \rho_{ij}^k \geq \Gamma^k, \quad \forall k \in \mathcal{K},$$

where

$$\rho_v^k = \begin{cases} \gamma_v, & \text{if } x_v^k = 1; \\ 1, & \text{if } x_v^k = 0; \end{cases} \quad \rho_{ij}^k = \begin{cases} \gamma_{ij}, & \text{if } z_{ij}^k = 1; \\ 1, & \text{if } z_{ij}^k = 0. \end{cases}$$

The above nonlinear constraint can be equivalently linearized as follows. By the definitions of ρ_v^k and ρ_{ij}^k , we have

$$\log(\rho_v^k) = \log(\gamma_v) \cdot x_v^k \text{ and } \log(\rho_{ij}^k) = \log(\gamma_{ij}) \cdot z_{ij}^k.$$

Then we can apply the logarithmic transformation on both sides of the above constraint and obtain an equivalent *linear* E2E reliability constraint:

$$\sum_{v \in \mathcal{V}} \log(\gamma_v) \cdot x_v^k + \sum_{(i,j) \in \mathcal{L}} \log(\gamma_{ij}) \cdot z_{ij}^k \geq \log(\Gamma^k), \quad \forall k \in \mathcal{K}. \quad (10)$$

• E2E delay

We use variable $\theta^{k,s}$ to denote the communication delay due to the traffic flow from the cloud node hosting function f_s^k to the cloud node hosting function f_{s+1}^k . By definition, $\theta^{k,s}$ must be the largest delay among the P paths:

$$\theta^{k,s} = \max_{p \in \mathcal{P}} \left\{ \sum_{(i,j) \in \mathcal{L}} d_{ij} z_{ij}^{k,s,p} \right\}, \quad \forall k \in \mathcal{K}, s \in \mathcal{F}^k \cup \{0\}. \quad (11)$$

To guarantee that service k 's E2E delay is not larger than its threshold Θ^k , we need the following constraint:

$$\theta_N^k + \theta_L^k \leq \Theta^k, \quad \forall k \in \mathcal{K}, \quad (12)$$

where

$$\theta_N^k = \sum_{v \in \mathcal{V}} \sum_{s \in \mathcal{F}^k} d_v^{k,s} x_v^{k,s} \text{ and } \theta_L^k = \sum_{s \in \mathcal{F}^k \cup \{0\}} \theta^{k,s}$$

denote the total NfV delay on the cloud nodes and the total communication delay on the links of service k , respectively.

• Problem formulation

The NS problem is to minimize a weighted sum of the total number of activated nodes (equivalent to the total power consumption in the cloud network [12]) and the total link capacity consumption in the whole network:

$$\begin{aligned} \min_{\mathbf{x}, \mathbf{y}, \mathbf{r}, \mathbf{z}, \boldsymbol{\theta}} \quad & \sum_{v \in \mathcal{V}} y_v + \sigma \sum_{(i,j) \in \mathcal{L}} \sum_{k \in \mathcal{K}} \sum_{s \in \mathcal{F}^k \cup \{0\}} \sum_{p \in \mathcal{P}} \lambda_s^k r_{ij}^{k,s,p} \\ \text{s. t.} \quad & (1)-(15), \end{aligned} \quad (\text{MINLP})$$

where

$$x_v^{k,s}, x_v^k, y_v \in \{0, 1\}, \forall v \in \mathcal{V}, k \in \mathcal{K}, s \in \mathcal{F}^k, \quad (13)$$

$$r_{ij}^{k,s,p} \geq 0, z_{ij}^{k,s,p}, z_{ij}^k \in \{0, 1\}, \theta^{k,s} \geq 0, \\ \forall (i, j) \in \mathcal{L}, k \in \mathcal{K}, s \in \mathcal{F}^k \cup \{0\}, p \in \mathcal{P}, \quad (14)$$

$$r^{k,s,p} \geq 0, \forall k \in \mathcal{K}, s \in \mathcal{F}^k \cup \{0\}, p \in \mathcal{P}. \quad (15)$$

In the above, σ is a small positive constant, implying that the term of the total number of activated cloud nodes is much more important than the link capacity consumption term. Indeed, using a similar argument as in [12], we can show that solving formulation (MINLP) with a sufficiently small positive σ is equivalent to solving a two-stage formulation, where the first stage minimizes the total number of activated cloud nodes and with the minimum total number of activated cloud nodes, the second stage minimizes the total link capacity consumption. The advantage of incorporating the (second) link capacity consumption term into the objective function of (MINLP) is as follows. First, it is helpful in avoiding cycles in the traffic flow between the two nodes hosting the two adjacent service functions. Second, minimizing the total link capacity consumption enables an efficient reservation of more link capacities for future use [11]. Third, minimizing the total data rate in the whole network may decrease the overall E2E delay and increase the overall E2E reliability of all services as (i) less nodes and links tend to be used by a service, and (ii) minimizing the total link capacity consumption enables an efficient reservation of more link capacities [11], which allows the traffic flow between the two nodes hosting the two adjacent functions to move more flexibly, leading to a smaller E2E delay and a higher E2E reliability.

Three remarks on formulation (MINLP) are in order. First, it is worthwhile remarking that by rewriting the nonlinear constraints (7) and (11) as linear constraints, formulation (MINLP) can be equivalently reformulated as an MILP formulation. Indeed, constraints (11) can be equivalently linearized as

$$\theta^{k,s} \geq \sum_{(i,j) \in \mathcal{L}} d_{ij} z_{ij}^{k,s,p}, \forall k \in \mathcal{K}, s \in \mathcal{F}^k \cup \{0\}, p \in \mathcal{P}. \quad (16)$$

Obviously, the nonlinear constraint (11) implies (16). On the other hand, as variables $\{\theta^{k,s}\}$ do not appear in the objective function, there always exists an optimal solution $(\mathbf{x}, \mathbf{y}, \mathbf{r}, \mathbf{z}, \boldsymbol{\theta})$ of problem (MINLP) (with (11) replaced by (16)) such that (11) holds. Each of the nonlinear constraints in (7) can be equivalently linearized as

$$r_{ij}^{k,s,p} \geq z_{ij}^{k,s,p} + r^{k,s,p} - 1, \\ r_{ij}^{k,s,p} \leq z_{ij}^{k,s,p}, r_{ij}^{k,s,p} \leq r^{k,s,p}. \quad (7')$$

However, the above linearization (7') generally leads to a weak LP relaxation (i.e., relaxing all binary variables to continuous variables in $[0, 1]$) [7]. In other words, the LP relaxation of the linearized version of (MINLP) could be much weaker than the (natural) continuous relaxation of (MINLP). It is inefficient to employ a standard solver to solve the linearized version of (MINLP), as demonstrated in Fig. 2 of Section VI. In the next section, we shall transform the MINLP formulation into a *novel* MILP formulation that enjoys a much stronger

polynomial-time solvable LP relaxation than the LP relaxation of the linearized version of (MINLP).

Second, in formulation (MINLP), it is assumed that no service has been deployed in the underlying network. However, the proposed formulation (MINLP) can be easily adapted to NS problems in the online context where some services have been already deployed and new coming services need to be mapped into the network. There are two possible approaches to achieving this. In the first approach, we can compute the link and node capacity consumption by existing services and solve problem (MINLP) with remaining link and node capacities. In the second approach, we can solve problem (MINLP) with existing services and new coming ones, which may re-map the existing services, as to minimize the resource consumption.

Third, we would like to highlight the difference between our proposed formulation (MINLP) and the two most closely related works [13] and [7]. More specifically, if we set $P = 1$, then formulation (MINLP) reduces to the one in [13]. Different from that in [13] where a single path routing strategy is used for the traffic flow of each service (between the two cloud nodes hosting the two adjacent functions of a service), our proposed formulation allows to transmit the traffic flow of each service on (possibly) multiple paths and hence fully exploits the flexibility of traffic routing¹. In sharp contrast to that in [7], our proposed formulation can guarantee the E2E reliability of all services.

IV. A NOVEL MILP FORMULATION

In this section, we transform the problem (MINLP) into a novel MILP reformulation for the NS problem which is mathematically equivalent to (MINLP) but much more computationally solvable, thereby significantly facilitating the algorithmic design.

A. A New MILP Formulation

1) *New Linear Flow Conservation Constraints*: Recall that in the previous section, we use (5), (6), and *nonlinear* constraint (7) to ensure the flow conservation for the data rates of the p -th path of flow (k, s) . However, the intrinsic nonlinearity in (7) leads to an inefficient solution of formulation (MINLP). To overcome this difficulty, we reformulate (5)–(7) as

$$\sum_{j:(i,j) \in \mathcal{L}} z_{ij}^{k,s,p} \leq 1, \forall i \in \mathcal{I}, k \in \mathcal{K}, s \in \mathcal{F}^k \cup \{0\}, p \in \mathcal{P}, \quad (17)$$

$$r_{ij}^{k,s,p} \leq z_{ij}^{k,s,p}, \forall (i, j) \in \mathcal{L}, k \in \mathcal{K}, s \in \mathcal{F}^k \cup \{0\}, p \in \mathcal{P}, \quad (18)$$

$$\sum_{p \in \mathcal{P}} \sum_{j:(j,i) \in \mathcal{L}} r_{ji}^{k,s,p} - \sum_{p \in \mathcal{P}} \sum_{j:(i,j) \in \mathcal{L}} r_{ij}^{k,s,p} \\ = b_i^{k,s}(\mathbf{x}), \forall k \in \mathcal{K}, (s, i) \in \mathcal{ST}^k, \quad (19)$$

and (20)–(22) on top of next page. Here,

¹Indeed, formulation (MINLP) with $P = 1$ can be seen as a restriction of formulation (MINLP) with $P > 1$, obtained by setting variables $\{r_{ij}^{k,s,p}\}_{p \geq 2}$ and $\{z_{ij}^{k,s,p}\}_{p \geq 2}$ to zero, removing variables $\{z_{ij}^{k,s,p}\}_{p \geq 2}$ and related constraints from formulation (MINLP) with $P > 1$. Due to the larger feasible region, solving formulation (MINLP) with $P > 1$ can return a better feasible solution than solving formulation (MINLP) with $P = 1$.

$$\sum_{j:(j,i) \in \mathcal{L}} r_{ji}^{k,s,p} - \sum_{j:(i,j) \in \mathcal{L}} r_{ij}^{k,s,p} \begin{cases} = 0, & \forall i \in \mathcal{I} \setminus \mathcal{V}, k \in \mathcal{K}, s \in \mathcal{F}^k \cup \{0\}, p \in \mathcal{P}; \\ \leq x_i^{k,s+1}, & \forall i \in \mathcal{V}, k \in \mathcal{K}, s \in \mathcal{F}^k \cup \{0\} \setminus \{\ell_k\}, p \in \mathcal{P}; \\ \geq -x_i^{k,s}, & \forall i \in \mathcal{V}, k \in \mathcal{K}, s \in \mathcal{F}^k, p \in \mathcal{P}. \end{cases} \quad (20)$$

$$\sum_{j:(j,i) \in \mathcal{L}} r_{ji}^{k,s,p} - \sum_{j:(i,j) \in \mathcal{L}} r_{ij}^{k,s,p} \begin{cases} \leq x_i^{k,s+1}, & \forall i \in \mathcal{V}, k \in \mathcal{K}, s \in \mathcal{F}^k \cup \{0\} \setminus \{\ell_k\}, p \in \mathcal{P}; \\ \geq -x_i^{k,s}, & \forall i \in \mathcal{V}, k \in \mathcal{K}, s \in \mathcal{F}^k, p \in \mathcal{P}. \end{cases} \quad (21)$$

$$\sum_{j:(j,i) \in \mathcal{L}} r_{ji}^{k,s,p} - \sum_{j:(i,j) \in \mathcal{L}} r_{ij}^{k,s,p} \begin{cases} \geq -x_i^{k,s}, & \forall i \in \mathcal{V}, k \in \mathcal{K}, s \in \mathcal{F}^k, p \in \mathcal{P}. \end{cases} \quad (22)$$

$$\begin{aligned} S\mathcal{I}^k = & \{(0, i) : i \in \mathcal{V} \cup \{S^k\}\} \cup \\ & \{(\ell_k, i) : i \in \mathcal{V} \cup \{D^k\}\} \cup \\ & \{(s, i) : s \in \{1, 2, \dots, \ell_k - 1\}, i \in \mathcal{V}\}. \end{aligned}$$

Below we elucidate the above constraints (17)–(22) one by one. Constraint (17) ensures that there exists at most one link leaving node i for the p -th path of flow (k, s) . Constraint (18) requires that, if $r_{ij}^{k,s,p} > 0$, $z_{ij}^{k,s,p} = 1$ must hold. Constraint (19) ensures the flow conservation of data rates at the source and destination of flow (k, s) . More specifically, it guarantees that, for flow (k, s) with different source and destination, (i) the total fraction of data rate λ_s^k leaving the source node S^k (i.e., $s = 0$) and the node hosting function f_s^k (i.e., $s \in \{1, 2, \dots, \ell_k\}$) are all equal to 1, and (ii) the total fraction of data rate λ_s^k coming into the node hosting function f_{s+1}^k (i.e., $s \in \{0, 1, \dots, \ell_k - 1\}$) and the destination node D^k (i.e., $s = \ell_k$) are all equal to 1. Finally, constraints (20)–(22) ensure the flow conservation of the data rate at each intermediate node of the p -th path of flow (k, s) . In particular, when $x_i^{k,s} = x_i^{k,s+1} = 0$ for some $i \in \mathcal{V}$, cloud node i is an intermediate node of flow (k, s) , and in this case, combining (21) and (22), we have

$$\sum_{j:(j,i) \in \mathcal{L}} r_{ji}^{k,s,p} - \sum_{j:(i,j) \in \mathcal{L}} r_{ij}^{k,s,p} = 0.$$

2) *Valid Inequalities*: To further improve the computational efficiency of the problem formulation, here we introduce two families of valid inequalities.

First, by $r^{k,s,p} \geq 0$, (7), and (9), we have

$$\sum_{p \in \mathcal{P}} r_{ij}^{k,s,p} = \sum_{p \in \mathcal{P}} r^{k,s,p} z_{ij}^{k,s,p} \leq z_{ij}^k \sum_{p \in \mathcal{P}} r^{k,s,p}$$

which, together with (6), implies that the following inequalities

$$\sum_{p \in \mathcal{P}} r_{ij}^{k,s,p} \leq z_{ij}^k, \quad \forall (i, j) \in \mathcal{L}, k \in \mathcal{K}, s \in \mathcal{F}^k \cup \{0\} \quad (23)$$

are valid for formulation (MINLP) in the sense that (23) holds at all feasible solutions $(\mathbf{x}, \mathbf{y}, \mathbf{r}, \mathbf{z}, \boldsymbol{\theta})$ of (MINLP).

Second, combining $r^{k,s,p} \geq 0$, (7), and (16), we have

$$r^{k,s,p} \theta^{k,s} \geq r^{k,s,p} \sum_{(i,j) \in \mathcal{L}} d_{ij} z_{ij}^{k,s,p} = \sum_{(i,j) \in \mathcal{L}} d_{ij} r_{ij}^{k,s,p}.$$

Summing the above inequalities for all $p \in \mathcal{P}$ and using (6), we obtain the second family of valid inequalities for formulation (MINLP):

$$\theta^{k,s} \geq \sum_{(i,j) \in \mathcal{L}} d_{ij} \sum_{p \in \mathcal{P}} r_{ij}^{k,s,p}, \quad \forall k \in \mathcal{K}, s \in \mathcal{F}^k \cup \{0\}. \quad (24)$$

3) *New MILP Formulation*: We are now ready to present the new formulation for the NS problem:

$$\begin{aligned} \min_{\mathbf{x}, \mathbf{y}, \mathbf{r}, \mathbf{z}, \boldsymbol{\theta}} \quad & \sum_{v \in \mathcal{V}} y_v + \sigma \sum_{(i,j) \in \mathcal{L}} \sum_{k \in \mathcal{K}} \sum_{s \in \mathcal{F}^k \cup \{0\}} \sum_{p \in \mathcal{P}} \lambda_s^k r_{ij}^{k,s,p} \\ \text{s.t.} \quad & (1)–(4), (8)–(10), (12)–(14), (16)–(24). \end{aligned} \quad (\text{MILP})$$

Note that in the above new formulation, we do not need variables $\{r^{k,s,p}\}$. Moreover, the new formulation is an MILP problem as all constraints are *linear*, which is in sharp contrast to the nonlinear constraint (7) in (MINLP).

B. Theoretical Analysis

In this subsection, we show that formulations (MINLP) and (MILP) are indeed equivalent in the sense that they either are infeasible or share the same optimal solution. Moreover, we show that their continuous relaxations are also equivalent.

Theorem 1. *Either problems (MINLP) and (MILP) are infeasible, or they are equivalent in the sense of sharing the same optimal solution.*

Proof. The proof can be found in Appendix A. \square

Theorem 1 implies that to find an optimal solution to the NS problem, we can solve either formulation (MINLP) or formulation (MILP). Next, we further compare the solution efficiency of solving the two formulations by comparing their continuous relaxations:

$$\begin{aligned} \min_{\mathbf{x}, \mathbf{y}, \mathbf{r}, \mathbf{z}, \boldsymbol{\theta}} \quad & \sum_{v \in \mathcal{V}} y_v + \sigma \sum_{(i,j) \in \mathcal{L}} \sum_{k \in \mathcal{K}} \sum_{s \in \mathcal{F}^k \cup \{0\}} \sum_{p \in \mathcal{P}} \lambda_s^k r_{ij}^{k,s,p} \\ \text{s.t.} \quad & (1)–(10), (12), (15), (16), (25)–(26), \end{aligned} \quad (\text{NLP})$$

and

$$\begin{aligned} \min_{\mathbf{x}, \mathbf{y}, \mathbf{r}, \mathbf{z}, \boldsymbol{\theta}} \quad & \sum_{v \in \mathcal{V}} y_v + \sigma \sum_{(i,j) \in \mathcal{L}} \sum_{k \in \mathcal{K}} \sum_{s \in \mathcal{F}^k \cup \{0\}} \sum_{p \in \mathcal{P}} \lambda_s^k r_{ij}^{k,s,p} \\ \text{s.t.} \quad & (1)–(4), (8)–(10), (12), (16)–(26), \end{aligned} \quad (\text{LP-I})$$

where

$$\begin{aligned} x_v^{k,s}, x_v^k, y_v & \in [0, 1], \quad \forall v \in \mathcal{V}, k \in \mathcal{K}, s \in \mathcal{F}^k, \\ r_{ij}^{k,s,p} & \geq 0, z_{ij}^{k,s,p}, z_{ij}^k \in [0, 1], \theta^{k,s} \geq 0, \\ & \forall (i, j) \in \mathcal{L}, k \in \mathcal{K}, s \in \mathcal{F}^k \cup \{0\}, p \in \mathcal{P}. \end{aligned} \quad (25)$$

The second key result in this subsection is the equivalence between (NLP) and (LP-I). Showing this equivalence turns out to be a highly nontrivial task. In particular, the proof contains two main steps: the first step is to show that problem (NLP) is equivalent to the following LP problem (LP-II):

$$\begin{aligned} \min_{\mathbf{x}, \mathbf{y}, \mathbf{r}, \mathbf{z}, \boldsymbol{\theta}} \quad & \sum_{v \in \mathcal{V}} y_v + \sigma \sum_{(i,j) \in \mathcal{L}} \sum_{k \in \mathcal{K}} \sum_{s \in \mathcal{F}^k \cup \{0\}} \lambda_s^k r_{ij}^{k,s} \\ \text{s.t.} \quad & (1)–(4), (5'), (8'), (9'), (10), \\ & (12), (16'), (25), (26'), \end{aligned} \quad (\text{LP-II})$$

where

$$\sum_{j:(j,i) \in \mathcal{L}} r_{ji}^{k,s} - \sum_{j:(i,j) \in \mathcal{L}} r_{ij}^{k,s} = b_i^{k,s}(\mathbf{x}), \quad \forall i \in \mathcal{I}, k \in \mathcal{K}, s \in \mathcal{F}^k \cup \{0\}, \quad (5')$$

$$\sum_{k \in \mathcal{K}} \sum_{s \in \mathcal{F}^k \cup \{0\}} \lambda_s^k r_{ij}^{k,s} \leq C_{ij}, \quad \forall (i,j) \in \mathcal{L}, \quad (8')$$

$$r_{ij}^{k,s} \leq z_{ij}^k, \quad \forall (i,j) \in \mathcal{L}, k \in \mathcal{K}, \forall s \in \mathcal{F}^k \cup \{0\}, \quad (9')$$

$$\theta^{k,s} \geq \sum_{(i,j) \in \mathcal{L}} d_{ij} r_{ij}^{k,s}, \quad \forall k \in \mathcal{K}, s \in \mathcal{F}^k \cup \{0\}, \quad (16')$$

$$r_{ij}^{k,s}, z_{ij}^k \in [0, 1], \theta^{k,s} \geq 0, \quad \forall (i,j) \in \mathcal{L}, k \in \mathcal{K}, s \in \mathcal{F}^k \cup \{0\}; \quad (26')$$

the second step is then to show the equivalence between (LP-II) and (LP-I). It is worthwhile mentioning that (LP-II) plays a crucial role not only in proving the equivalence but also in the development of the cCG algorithm in the next section.

Theorem 2. *Either problems (NLP), (LP-I), and (LP-II) are infeasible, or they are equivalent in the sense of sharing the same optimal value.*

Proof. The proof can be found in Appendix B. \square

Theorem 2 shows the advantage of formulation (MILP) over formulation (MINLP). More specifically, in sharp contrast to the continuous NLP relaxation of (MINLP), the continuous LP relaxation of (MILP) is polynomial-time solvable. In addition, when compared with the LP relaxation of the linearization version of (MINLP) (i.e., replacing (7) and (11) by (7') and (16), respectively), the LP relaxation of (MILP) offers a much stronger bound (which is as strong as that of the NLP relaxation of (MINLP)). Therefore, solving (MILP) by off-the-shelf MILP solvers should be much more computationally efficient, compared against solving (MINLP), as a strong relaxation bound plays a crucial role in the efficiency of MILP solvers [36]. In Section VI, we shall present computational results to further demonstrate this.

We remark that formulation (MILP) is also a crucial step towards developing efficient customized algorithms for solving the NS problem due to the following two reasons. First, globally solving the problem provides an important benchmark for evaluating the performance of heuristic algorithms for the same problem. More importantly, some decomposition algorithms require solving several small subproblems of the NS problem (e.g., problem with a single service), and employing (MILP) to solve these subproblems is significantly more computationally efficient (as compared with (MINLP)), thereby significantly enhancing the overall performance of the corresponding algorithm. In the next section, we propose an efficient decomposition algorithm based on the proposed formulation (MILP) for solving large-scale NS problems.

V. AN EFFICIENT COLUMN GENERATION ALGORITHM

Column generation (CG) is an algorithmic framework for solving MILP problems with a large number of variables [37]. It is a two-stage decomposition-based algorithm. In the first

stage, it identifies a small subset of variables (with which the corresponding LP relaxation of the MILP problem is solved) by decomposing the LP relaxation of the MILP problem into the so-called master problem and multiple subproblems, and iteratively solving the master problem and subproblems until an optimal solution of the LP relaxation is found. In the second stage, it finds a high-quality solution of the original problem by solving a restricted MILP problem defined over the variables found in the first stage. In this section, we develop a cCG algorithm for solving the NS problem by carefully exploiting the problem's special structure.

A. A Service Pattern-based Formulation

To facilitate the development of the cCG algorithm, we need the pattern-based formulation for the NS problem.

Definition 1 (Pattern and Pattern Set of Service k). *A pattern of service k refers to a pair of the placement strategy of all functions $\{f_s^k\}_{s \in \mathcal{F}^k}$ and the traffic routing strategy of all flows $\{(k,s)\}_{s \in \mathcal{F}^k \cup \{0\}}$ in the physical network that satisfies all E2E QoS constraints associated with the corresponding service. The set of all patterns of service k is called the pattern set of the corresponding service, denoted as \mathcal{C}^k .*

For each pattern $c \in \mathcal{C}^k$ of service k , let $\chi_v^{k,c} \in \{0,1\}$ denote whether cloud node v hosts some function(s) in the SFC of service k , $R_v^{k,c}$ denote the total data rate of the functions in the SFC of service k processed at node v , and $R_{ij}^{k,c}$ denote the total data rate of flow (k,s) , $s \in \mathcal{F}^k \cup \{0\}$, on link (i,j) . Let $(\mathbf{x}, \mathbf{y}, \mathbf{r}, \mathbf{z}, \boldsymbol{\theta})$ be a vector that satisfies constraints (1)–(4), (8)–(10), (12)–(14), and (16)–(24), and $(\mathbf{x}^k, \mathbf{y}^k, \mathbf{r}^k, \mathbf{z}^k, \boldsymbol{\theta}^k)$ be a subvector restricted to service k . Note that each pattern $c \in \mathcal{C}^k$, that satisfies the capacity constraints of all cloud nodes and links and the E2E QoS constraints of service k , corresponds to a solution $(\mathbf{x}^k, \mathbf{y}^k, \mathbf{r}^k, \mathbf{z}^k, \boldsymbol{\theta}^k)$ and \mathcal{C}^k is the set of all such feasible solutions:

$$\mathcal{C}^k := \{(\mathbf{x}^k, \mathbf{y}^k, \mathbf{r}^k, \mathbf{z}^k, \boldsymbol{\theta}^k) \mid (1)–(4), (8)–(10), (12)–(14), (16)–(24)\}. \quad (27)$$

By definition, the related parameters for the pattern corresponding to $(\mathbf{x}^k, \mathbf{y}^k, \mathbf{r}^k, \mathbf{z}^k, \boldsymbol{\theta}^k)$ can be computed by

$$\chi_v^{k,c} = x_v^k, \quad \forall v \in \mathcal{V}, \quad (28)$$

$$R_v^{k,c} = \sum_{s \in \mathcal{F}^k} \lambda_s^k x_v^{k,s}, \quad \forall v \in \mathcal{V}, \quad (29)$$

$$R_{ij}^{k,c} = \sum_{s \in \mathcal{F}^k \cup \{0\}} \lambda_s^k \sum_{p \in \mathcal{P}} r_{ij}^{k,s,p}, \quad \forall (i,j) \in \mathcal{L}. \quad (30)$$

Once $(\mathbf{x}^k, \mathbf{y}^k, \mathbf{r}^k, \mathbf{z}^k, \boldsymbol{\theta}^k)$ is given, the parameters given in (28)–(30) are constants.

We use variable $t^{k,c} \in \{0,1\}$ to denote whether or not pattern c is used for service k . By definition, each service k must choose one pattern in \mathcal{C}^k :

$$\sum_{c \in \mathcal{C}^k} t^{k,c} = 1, \quad \forall k \in \mathcal{K}. \quad (31)$$

If pattern c is chosen and cloud node v hosts some function(s) of service k , then cloud node v must be activated:

$$\sum_{c \in \mathcal{C}^k} \chi_v^{k,c} t^{k,c} \leq y_v, \quad \forall v \in \mathcal{V}, \quad k \in \mathcal{K}, \quad (32)$$

where we recall that $y_v \in \{0, 1\}$ denotes whether or not cloud node v is activated. To enforce the node and link capacity constraints, we need

$$\sum_{k \in \mathcal{K}} \sum_{c \in \mathcal{C}^k} R_v^{k,c} t^{k,c} \leq \mu_v y_v, \quad \forall v \in \mathcal{V}, \quad (33)$$

$$\sum_{k \in \mathcal{K}} \sum_{c \in \mathcal{C}^k} R_{ij}^{k,c} t^{k,c} \leq C_{ij}, \quad \forall (i, j) \in \mathcal{L}. \quad (34)$$

We are ready to present the service pattern-based formulation for the NS problem:

$$\begin{aligned} \min_{\mathbf{y}, \mathbf{t}} \quad & \sum_{v \in \mathcal{V}} y_v + \sigma \sum_{k \in \mathcal{K}} \sum_{c \in \mathcal{C}^k} \left(\sum_{(i,j) \in \mathcal{L}} R_{ij}^{k,c} \right) t^{k,c} \\ \text{s.t.} \quad & (31)-(34), \\ & y_v \in \{0, 1\}^n, \quad \forall v \in \mathcal{V}, \\ & t^{k,c} \in \{0, 1\}, \quad \forall k \in \mathcal{K}, \quad c \in \mathcal{C}^k. \end{aligned} \quad (\text{P-MILP})$$

B. Proposed Algorithm

Although (P-MILP) is an MILP problem, its huge number of variables $\{t^{k,c}\}$ (as the number of feasible solutions in \mathcal{C}^k could even be infinite) makes it unrealistic to be directly solved. In order to avoid solving problem (P-MILP) with a huge number of patterns, we propose a cCG algorithm for solving problem (P-MILP). The cCG algorithm is a two-stage algorithm where the first step applies a CG procedure to identify an effective but usually small subset of patterns $\tilde{\mathcal{C}}^k \subseteq \mathcal{C}^k$ for each $k \in \mathcal{K}$, and the second stage solves problem (P-MILP) with \mathcal{C}^k replaced by $\tilde{\mathcal{C}}^k$ for all $k \in \mathcal{K}$ to construct a high-quality solution for problem (P-MILP).

1) *Algorithmic Framework*: Let us first consider the LP relaxation of problem (P-MILP):

$$\begin{aligned} \min_{\mathbf{y}, \mathbf{t}} \quad & \sum_{v \in \mathcal{V}} y_v + \sigma \sum_{k \in \mathcal{K}} \sum_{c \in \mathcal{C}^k} \left(\sum_{(i,j) \in \mathcal{L}} R_{ij}^{k,c} \right) t^{k,c} \\ \text{s.t.} \quad & (31)-(34), \\ & y_v \in [0, 1]^n, \quad \forall v \in \mathcal{V}, \\ & t^{k,c} \geq 0, \quad \forall k \in \mathcal{K}, \quad c \in \mathcal{C}^k. \end{aligned} \quad (\text{P-LP})$$

Although problem (P-LP) still has a huge number of patterns (or variables $\{t^{k,c}\}$), it can be solved by the CG algorithm in which only a small subset of patterns is initially considered, and additional patterns are gradually added (when needed) until an optimal solution of the original problem is found.

Let $\tilde{\mathcal{C}}^k$ be a subset of \mathcal{C}^k , $k \in \mathcal{K}$, and consider the following LP problem:

$$\begin{aligned} \min_{\mathbf{y}, \mathbf{t}} \quad & \sum_{v \in \mathcal{V}} y_v + \sigma \sum_{k \in \mathcal{K}} \sum_{c \in \tilde{\mathcal{C}}^k} \left(\sum_{(i,j) \in \mathcal{L}} R_{ij}^{k,c} \right) t^{k,c} \\ \text{s.t.} \quad & (31)-(34), \\ & y_v \leq 1, \quad \forall v \in \mathcal{V}, \\ & t^{k,c} \geq 0, \quad \forall k \in \mathcal{K}, \quad c \in \tilde{\mathcal{C}}^k, \\ & y_v \geq 0, \quad \forall v \in \mathcal{V}. \end{aligned} \quad (\text{RLP})$$

Problem (RLP) is a restriction of problem (P-LP) (called *master problem*) obtained by setting $t^{k,c} = 0$ for all $k \in \mathcal{K}$ and $c \in \mathcal{C}^k \setminus \tilde{\mathcal{C}}^k$ in problem (P-LP). Let $(\alpha, \beta, \pi, \eta, \zeta)$ be the dual variables corresponding to constraints (31), (32), (33), (34), and $y_v \leq 1$ for $v \in \mathcal{V}$, respectively. Then we can get the dual of problem (RLP) as follows:

$$\begin{aligned} \max_{\alpha, \beta, \pi, \eta, \zeta} \quad & \sum_{k \in \mathcal{K}} \alpha_k + \sum_{(i,j) \in \mathcal{L}} C_{ij} \beta_{ij} + \sum_{v \in \mathcal{V}} \zeta_v \\ \text{s.t.} \quad & \alpha_k + \sum_{v \in \mathcal{V}} \chi_v^{k,c} \pi_v^k + \sum_{v \in \mathcal{V}} R_v^{k,c} \eta_v + \sum_{(i,j) \in \mathcal{L}} R_{ij}^{k,c} \beta_{ij} \\ & \leq \sigma \sum_{(i,j) \in \mathcal{L}} R_{ij}^{k,c}, \quad \forall k \in \mathcal{K}, \quad c \in \tilde{\mathcal{C}}^k, \\ & - \sum_{k \in \mathcal{K}} \pi_v^k - \mu_v \eta_v + \zeta_v \leq 1, \quad \forall v \in \mathcal{V}, \\ & \pi_v^k, \eta_v, \zeta_v \leq 0, \quad \forall v \in \mathcal{V}, \quad k \in \mathcal{K}, \\ & \beta_{ij} \leq 0, \quad \forall (i, j) \in \mathcal{L}. \end{aligned} \quad (\text{D-RLP})$$

We can obtain a primal solution $(\bar{\mathbf{y}}, \bar{\mathbf{t}})$ (if the problem is feasible) and a dual solution $(\bar{\alpha}, \bar{\beta}, \bar{\pi}, \bar{\eta}, \bar{\zeta})$ by employing the primal or dual simplex algorithm to solve problem (RLP) [38, Chapter 3]. As the all-zero vector is feasible, one of the following two cases must happen: (i) $(\bar{\alpha}, \bar{\beta}, \bar{\pi}, \bar{\eta}, \bar{\zeta})$ is an optimal solution of problem (D-RLP) and problem (RLP) has an optimal solution $(\bar{\mathbf{y}}, \bar{\mathbf{t}})$; (ii) $(\bar{\alpha}, \bar{\beta}, \bar{\pi}, \bar{\eta}, \bar{\zeta})$ is an unbounded ray of problem (D-RLP) for which

$$\sum_{k \in \mathcal{K}} \bar{\alpha}_k + \sum_{(i,j) \in \mathcal{L}} C_{ij} \bar{\beta}_{ij} + \sum_{v \in \mathcal{V}} \bar{\zeta}_v > 0,$$

and problem (RLP) is infeasible. Notice that in both cases, the primal or dual simplex algorithm will return this dual solution $(\bar{\alpha}, \bar{\beta}, \bar{\pi}, \bar{\eta}, \bar{\zeta})$; see [38, Chapter 3].

Leveraging the dual solution $(\bar{\alpha}, \bar{\beta}, \bar{\pi}, \bar{\eta}, \bar{\zeta})$, we can determine whether or not the restriction (RLP) is equivalent to the original problem (P-LP). Specifically, (i) if

$$\begin{aligned} \bar{\alpha}_k + \sum_{v \in \mathcal{V}} \bar{\pi}_v^k \chi_v^{k,c} + \sum_{v \in \mathcal{V}} \bar{\eta}_v R_v^{k,c} \\ + \sum_{(i,j) \in \mathcal{L}} \bar{\beta}_{ij} R_{ij}^{k,c} \leq \sigma \sum_{(i,j) \in \mathcal{L}} R_{ij}^{k,c} \end{aligned} \quad (35)$$

holds for all $c \in \mathcal{C}^k$ (or equivalently, for all $c \in \mathcal{C}^k \setminus \tilde{\mathcal{C}}^k$) and $k \in \mathcal{K}$, then $(\bar{\alpha}, \bar{\beta}, \bar{\pi}, \bar{\eta}, \bar{\zeta})$ is also a dual solution of problem (P-LP). Therefore, problems (RLP) and (P-LP) are equivalent and $\tilde{\mathcal{C}}^k$ for all $k \in \mathcal{K}$ are the desired subsets. (ii) Otherwise, there must exist some $k \in \mathcal{K}$ and $c \in \mathcal{C}^k$ for which (35) is

Algorithm 1 The cCG algorithm for solving the NS problem

```

1: Set  $\tau \leftarrow 0$  and  $\text{IterMax} \geq 1$ ;
   //Stage 1: solving the LP problem (P-LP)
2: for  $k \in \mathcal{K}$  do
3:   Solve the subproblem of (MILP) with  $\mathcal{K}$  being  $\{k\}$ ;
4:   If the subproblem has a feasible solution  $(\mathbf{x}^k, \mathbf{y}^k, \mathbf{r}^k, \mathbf{z}^k, \boldsymbol{\theta}^k)$ , initialize  $\tilde{\mathcal{C}}^k \leftarrow \{c\}$ , where  $c$  denotes the corresponding pattern; otherwise, stop and claim that the NS problem is infeasible;
5: end for
6: while  $\tau \leq \text{IterMax}$  do
7:   Solve the LP problem (RLP) to obtain a dual solution  $(\bar{\alpha}, \bar{\beta}, \bar{\pi}, \bar{\eta}, \bar{\zeta})$ ;
8:   for  $k \in \mathcal{K}$  do
9:     Call Algorithm 2 to find a new pattern or declare that no new pattern exists for service  $k$ . If a new pattern  $c$  is found, set  $\tilde{\mathcal{C}}^k \leftarrow \tilde{\mathcal{C}}^k \cup \{c\}$ ;
10:  end for
11:  if no new pattern is found for any service  $k \in \mathcal{K}$  then
12:    if  $(\bar{\alpha}, \bar{\beta}, \bar{\pi}, \bar{\eta}, \bar{\zeta})$  is an unbounded ray then
13:      Stop and claim that problems (P-LP) and (P-MILP) are infeasible;
14:    else
15:      Go to the second stage in step 20;
16:    end if
17:  end if
18:  Set  $\tau \leftarrow \tau + 1$ ;
19: end while

   //Stage 2: solving the restriction problem of (P-MILP)
20: Solve the restriction of problem (P-MILP) with  $\mathcal{C}^k$  replaced by  $\tilde{\mathcal{C}}^k$  for all  $k \in \mathcal{K}$  in (P-MILP).

```

violated. In this case, we can add these patterns into subsets $\tilde{\mathcal{C}}^k$ to obtain a new enhanced LP problem. We then solve problem (P-LP) again to obtain new primal and dual solutions. This process is repeated until case (i) happens. The overall cCG algorithm for solving the NS problem is summarized in Algorithm 1.

2) *Finding a New Pattern*: In this part, we attempt to find a new pattern $c \in \mathcal{C}^k$ for which (35) does not hold (if such a pattern exists); see step 9 of Algorithm 1. Recall that a pattern c for service $k \in \mathcal{K}$ is a feasible solution $(\mathbf{x}^k, \mathbf{y}^k, \mathbf{r}^k, \mathbf{z}^k, \boldsymbol{\theta}^k)$ of \mathcal{C}^k defined in (27). Therefore, for each $k \in \mathcal{K}$, to determine whether (35) holds for all $c \in \mathcal{C}^k$, one can solve problem

$$\max_{\substack{\mathbf{x}^k, \mathbf{y}^k, \\ \mathbf{r}^k, \mathbf{z}^k, \boldsymbol{\theta}^k}} \bar{\alpha}_k + \sum_{v \in \mathcal{V}} (\bar{\pi}_v \chi_v^{k,c} + \bar{\eta}_v R_v^{k,c}) + \sum_{(i,j) \in \mathcal{L}} (\bar{\beta}_{ij} - \sigma) R_{ij}^{k,c} \quad \text{s.t.} \quad (1)-(4), (8)-(10), (12)-(14), (16)-(24) \quad (\text{SP}^k)$$

where $\chi_v^{k,c}$, $R_v^{k,c}$, and $R_{ij}^{k,c}$ are defined in (28)–(30), respectively. If the optimal value ν^k of problem (SP^k) is less than or equal to zero, then (35) holds for all $c \in \mathcal{C}^k$; otherwise, (35) is violated by the pattern corresponding to the optimal solution $(\mathbf{x}^k, \mathbf{y}^k, \mathbf{r}^k, \mathbf{z}^k, \boldsymbol{\theta}^k)$ of problem (SP^k). Problem (SP^k)

Algorithm 2 The algorithm for finding a new pattern for service k

```

1: Solve problem (SPkLP) to obtain an optimal solution  $(\bar{\mathbf{x}}^k, \bar{\mathbf{y}}^k, \bar{\mathbf{r}}^k, \bar{\mathbf{z}}^k, \bar{\boldsymbol{\theta}}^k)$  and the optimal value  $\nu_{\text{LP}}^k$ ;
2: if  $\nu_{\text{LP}}^k > 0$  then
3:   Use (45), (46), and (48) to recover an optimal solution  $(\mathbf{x}^k, \mathbf{y}^k, \mathbf{r}^k, \mathbf{z}^k, \boldsymbol{\theta}^k)$  of the (natural) LP relaxation of problem (SPk);
4:   if all constraints in problem (SPk) are satisfied at  $(\mathbf{x}^k, \mathbf{y}^k, \mathbf{r}^k, \mathbf{z}^k, \boldsymbol{\theta}^k)$  then
5:     Stop and return the corresponding new pattern  $c$  for service  $k$ ;
6:   else
7:     Solve subproblem (SPk) to obtain a solution  $(\mathbf{x}^k, \mathbf{y}^k, \mathbf{r}^k, \mathbf{z}^k, \boldsymbol{\theta}^k)$  and the optimal value  $\nu^k$ ;
8:     if  $\nu^k > 0$  then
9:       Stop and return the corresponding new pattern  $c$  for service  $k$ ;
10:    else
11:      Stop and claim that no new pattern for service  $k$  exists;
12:    end if
13:  end if
14: end if

```

is an MILP problem that can be solved to global optimality using the branch-and-bound algorithm of state-of-the-art MILP solvers like Gurobi and CPLEX.

To further reduce the computational cost of solving the MILP problem (SP^k), we can first solve its LP relaxation with the optimal value ν_{LP}^k : if $\nu_{\text{LP}}^k \leq 0$, then by $\nu^k \leq \nu_{\text{LP}}^k$, $\nu^k \leq 0$ must hold, and thus (35) holds for all $c \in \mathcal{C}^k$; otherwise, we solve the MILP problem (SP^k) to check whether there exists a new pattern $c \in \mathcal{C}^k$ by which (35) is violated. In particular, using the same techniques in deriving problem (LP-II), we can show that the LP relaxation of problem (SP^k) is equivalent to

$$\begin{aligned} \max_{\substack{\mathbf{x}^k, \mathbf{y}^k, \\ \mathbf{r}^k, \mathbf{z}^k, \boldsymbol{\theta}^k}} \alpha_k + \sum_{(i,j) \in \mathcal{L}} (\beta_{ij} - \sigma) \sum_{s \in \mathcal{F}^k \cup \{0\}} \lambda_s^{k,i,j} \\ + \sum_{v \in \mathcal{V}} \left(\pi_v x_v^k + \eta_v \sum_{s \in \mathcal{F}^k} \lambda_s^{k,v,s} \right) \quad (\text{SP}_{\text{LP}}^k) \\ \text{s.t.} \quad (1)-(4), (5'), (8'), (9'), (10), \\ (12), (16'), (25), (26'). \end{aligned}$$

Problem (SP^k_{LP}) is an LP problem that can be solved to global optimality using the simplex or interior-point algorithm of off-the-shelf LP solvers like Gurobi and CPLEX.

Two important remarks on problem (SP^k_{LP}) are in order. First, compared with the (natural) LP relaxation of problem (SP^k), problem (SP^k_{LP}) has a much smaller number of variables and constraints, and thus is more computationally solvable. Second, for an optimal solution $(\bar{\mathbf{x}}^k, \bar{\mathbf{y}}^k, \bar{\mathbf{r}}^k, \bar{\mathbf{z}}^k, \bar{\boldsymbol{\theta}}^k)$ of problem (SP^k_{LP}), we can recover an optimal solution $(\mathbf{x}^k, \mathbf{y}^k, \mathbf{r}^k, \mathbf{z}^k, \boldsymbol{\theta}^k)$ of the (natural) LP relaxation of problem (SP^k) using (45), (46), and (48); see Lemma 7 of Appendix B.

If $(\mathbf{x}^k, \mathbf{y}^k, \mathbf{r}^k, \mathbf{z}^k, \boldsymbol{\theta}^k)$ is integral (i.e., it satisfies all constraints in (SP^k)), then it must also be an optimal solution of problem (SP^k). In this case, we do not need to solve MILP problem (SP^k), which saves a lot of computational efforts.

The algorithmic details on finding a new pattern c for service k is summarized in Algorithm 2.

C. Analysis Results and Remarks

In this subsection, we provide some analysis results and remarks on the proposed cCG algorithm.

First, although the number of feasible solutions in \mathcal{C}^k could be infinite, to solve (P-LP) in the first stage, only the extreme points of the convex hull of \mathcal{C}^k , denoted as $\text{conv}(\mathcal{C}^k)$, are required [37, Chapter 11]². The number of extreme points of a polyhedron such as $\text{conv}(\mathcal{C}^k)$ is finite [37, Theorem 2.2]. From this and the fact that solving problem (SP^k) by the LP-based branch-and-bound algorithm (with the simplex method being used to solve the corresponding LPs) can return an extreme point of $\text{conv}(\mathcal{C}^k)$ or declare the infeasibility of (SP^k), we know that steps 6–19 of Algorithm 1 with a sufficiently large IterMax will either identify an optimal solution of problem (P-LP) (if the problem is feasible) or declare its infeasibility (if not). Although the worst-case iteration complexity of steps 6–19 grows exponentially fast with the number of variables, our simulation results show that it usually finds an optimal solution of problem (P-LP) within a small number of iterations (and thus the cardinalities of sets $\{\tilde{\mathcal{C}}^k\}$ are small); see Section VI further ahead.

Second, in the first stage of Algorithm 1, each iteration needs to solve at most $|\mathcal{K}|$ problems of the form (SP^k) and one problem of the form (RLP). These problems are much easier to solve than the original problem (MILP). To be specific, although problem (SP^k) is still an MILP problem, both of its numbers of variables and constraints are $\mathcal{O}((|\mathcal{I}| + |\mathcal{L}|)|\mathcal{P}|\ell_k)$. This is significantly smaller than those of problem (MILP), which are $\mathcal{O}((|\mathcal{I}| + |\mathcal{L}|)|\mathcal{P}|\sum_{k \in \mathcal{K}} \ell_k)$, especially when the number of services is large. Moreover, problem (RLP) is an LP problem, which is polynomial-time solvable. In particular, the worst-case complexity of solving problem (RLP) can be upper bounded by [39, Chapter 6.6.1]:

$$\mathcal{O} \left(\left(\sum_{k \in \mathcal{K}} |\tilde{\mathcal{C}}^k| + |\mathcal{V}||\mathcal{K}| + |\mathcal{L}| \right)^{3.5} \right).$$

Notice that the restriction problem of (P-MILP) that needs to be solved in the second stage of Algorithm 1 is also a small-scale MILP problem (as the cardinalities of sets $\{\tilde{\mathcal{C}}^k\}$ are often small), which makes it much easier to solve than the original problem (MILP). Therefore, the proposed cCG algorithm is particularly suitable to solve large-scale NS problems.

Finally, the proposed cCG algorithm can be interpreted as an LP relaxation rounding algorithm, where the LP relaxation problem (P-LP) is solved and the optimal rounding strategy in [29] is applied to its solution (i.e., by solving problem (P-MILP) with \mathcal{C}^k replaced by $\tilde{\mathcal{C}}^k$). Moreover, using the

²The point $(\mathbf{x}^k, \mathbf{y}^k, \mathbf{r}^k, \mathbf{z}^k, \boldsymbol{\theta}^k)$ is an extreme point of $\text{conv}(\mathcal{C}^k)$ if it is not a proper convex combination of two distinct points in $\text{conv}(\mathcal{C}^k)$.

results [37, Chapter 11.2], we can show that the LP relaxation problem (P-LP) is equivalent to

$$\begin{aligned} \min_{\mathbf{x}, \mathbf{y}, \mathbf{r}, \mathbf{z}, \boldsymbol{\theta}} \quad & \sum_{v \in \mathcal{V}} y_v + \sigma \sum_{(i,j) \in \mathcal{L}} \sum_{k \in \mathcal{K}} \sum_{s \in \mathcal{F}^k \cup \{0\}} \sum_{p \in \mathcal{P}} \lambda_s^k r_{ij}^{k,s,p} \\ \text{s. t.} \quad & (4), (8), (\mathbf{x}^k, \mathbf{y}^k, \mathbf{r}^k, \mathbf{z}^k, \boldsymbol{\theta}^k) \in \text{conv}(\mathcal{C}^k), \forall k \in \mathcal{K}. \end{aligned} \quad (36)$$

Theoretically, problem (36) can provide a relaxation bound that is even stronger than that of the LP relaxation (LP-I), which can be rewritten as

$$\begin{aligned} \min_{\mathbf{x}, \mathbf{y}, \mathbf{r}, \mathbf{z}, \boldsymbol{\theta}} \quad & \sum_{v \in \mathcal{V}} y_v + \sigma \sum_{(i,j) \in \mathcal{L}} \sum_{k \in \mathcal{K}} \sum_{s \in \mathcal{F}^k \cup \{0\}} \sum_{p \in \mathcal{P}} \lambda_s^k r_{ij}^{k,s,p} \\ \text{s. t.} \quad & (4), (8), (\mathbf{x}^k, \mathbf{y}^k, \mathbf{r}^k, \mathbf{z}^k, \boldsymbol{\theta}^k) \in \mathcal{C}_L^k, \forall k \in \mathcal{K}. \end{aligned} \quad (37)$$

Here,

$$\mathcal{C}_L^k := \{(\mathbf{x}^k, \mathbf{y}^k, \mathbf{r}^k, \mathbf{z}^k, \boldsymbol{\theta}^k) \mid (1)-(4), (8)-(10), (12)-(14), (16)-(26)\} \quad (38)$$

is the linearization of \mathcal{C}^k satisfying $\text{conv}(\mathcal{C}^k) \subseteq \mathcal{C}_L^k$. This theoretical interpretation sheds important insights into why the proposed cCG algorithm is able to return a high-quality feasible solution for the NS problem, as will be further demonstrated in our experiments in Section VI.

VI. NUMERICAL SIMULATION

In this section, we present numerical results to demonstrate the effectiveness of the proposed formulations and the efficiency of the proposed cCG algorithm. More specifically, we first present numerical results to compare the computational efficiency of the proposed formulations (MILP) and (MINLP) in Section VI-A. Then, in Section VI-B, we perform numerical experiments to illustrate the effectiveness of the proposed formulation (MILP) for the NS problem over the state-of-the-art formulations in [7] and [13]. Finally, in Section VI-C, we present numerical results to illustrate the efficiency of the proposed cCG algorithm for solving the NS problem.

All experiments were conducted on a server with 2 Intel Xeon E5-2630 processors and 98 GB of RAM, running the Ubuntu GNU/Linux Server 20.04 x86-64 operating system. In formulations (MINLP), (MILP), and (P-MILP), unless otherwise stated, we choose $\sigma = 0.0005$ and $P = 2$. In Algorithm 1, we set IterMax = 100. We use CPLEX 20.1.0 to solve all LP and MILP problems (including the linearized version of (MINLP)). When solving the MILP problems, the time limit was set to 1800 seconds.

The fish network topology in [26], which contains 112 nodes and 440 links, including 6 cloud nodes, is employed in our experiments. The capacities of cloud nodes and links are randomly generated within [50, 100] and [7, 77], respectively; the NFV and communication delays on the cloud nodes and links are randomly selected from $\{3, 4, 5, 6\}$ and $\{1, 2\}$, respectively; the reliabilities of cloud nodes and links are randomly chosen in [0.991, 0.995] and [0.995, 0.999], respectively. For each service k , node S^k is randomly chosen from the available nodes and node D^k is set to be the common destination node; SFC \mathcal{F}^k contains 3 functions randomly generated from $\{f^1, f^2, \dots, f^5\}$; λ_s^k 's are the data rates which are all set to

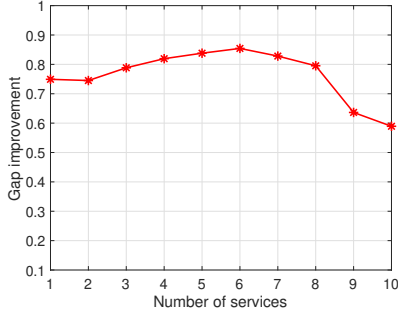


Fig. 1: Average relative optimality gap improvement of the LP relaxation of formulation (MILP) over the LP relaxation of (the linearized version of) formulation (MINLP).

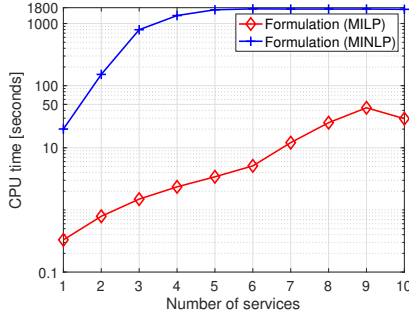


Fig. 2: Average CPU time taken by solving formulations (MILP) and (MINLP).

be the same integer value, randomly chosen from $[1, 11]$; Θ^k and Γ^k are set to $20 + (3 * \text{dist}_k + \alpha)$ and $0.99^2(\text{dist}'_k)^4$, where dist_k and dist'_k are the shortest paths between nodes S^k and D^k (in terms of delay and reliability, respectively) and α is randomly chosen in $[0, 5]$. The parameters mentioned above are carefully selected to ensure that the constraints in the NS problem are neither too tight nor too loose. For each fixed number of services, we randomly generate 100 problem instances and the results reported in this section are averages over the 100 instances.

A. Comparison of Proposed Formulations (MILP) and (MINLP)

In this subsection, we compare the performance of solving formulation (MILP) and the linearized version of formulation (MINLP) (i.e., replacing (7) and (11) by (7') and (16), respectively). To do this, we first compare the tightness of their continuous relaxations, i.e., problem (LP-I) and the linearized version of (NLP) (denoted as (NLP-L)). We compare the relative optimality gap improvement, defined by

$$\frac{\nu(\text{LP-I}) - \nu(\text{NLP-L})}{\nu(\text{MILP}) - \nu(\text{NLP-L})}, \quad (39)$$

where $\nu(\text{LP-I})$, $\nu(\text{NLP-L})$, and $\nu(\text{MILP})$ are the optimal values of problems (LP-I), (NLP-L), and (MILP), respectively. The gap improvement in (39), a widely used performance measure in the integer programming community [40], [41], quantifies the improved tightness of relaxation (LP-I) over that of relaxation (NLP-L). The larger the gap improvement, the

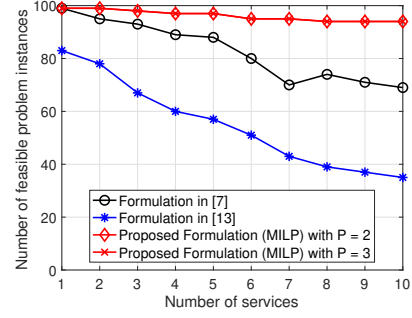


Fig. 3: The number of feasible problem instances by solving formulations (MILP) with $P = 2, 3$ and those in [7] and [13].

stronger the relaxation (LP-I) (as compared with relaxation (NLP-L)). As can be observed from Fig. 1, in all cases, the gap improvement is larger than 0.5. Indeed, in most cases, the gap improvement is larger than 0.7, which shows that the continuous relaxation of (MILP) is indeed much stronger than the continuous relaxation of the linearized version of (MINLP) in terms of providing a much better relaxation bound.

Next, we compare the computational efficiency of solving formulations (MILP) and (MINLP). Fig. 2 plots the average CPU time taken by solving formulations (MILP) and (MINLP) versus the number of services. From the figure, it can be clearly seen that it is much more efficient to solve (MILP) than (MINLP). In particular, in all cases, the CPU times of solving (MILP) are within 50 seconds, while that of solving (MINLP) are larger than 1000 seconds when $|\mathcal{K}| \geq 4$. We remark that when $|\mathcal{K}| \geq 5$, CPLEX failed to solve (MINLP) within 1800 seconds in almost all cases.

The above results clearly demonstrate the advantage of our new way of formulating the flow conservation constraints (17)–(22) for the data rates over those in [7], [8] and the proposed valid inequalities (23)–(24), i.e., it enables to provide an MILP formulation with a much stronger LP relaxation and thus can effectively make the NS problem much more computationally solvable. Due to this, in the following, we only use and discuss formulation (MILP).

B. Comparison of Proposed Formulation (MILP) and Those in [7] and [13]

In this subsection, we demonstrate the effectiveness of our proposed formulation (MILP) by comparing it with the two existing state-of-the-art formulations in [7] and [13]. Fig. 3 plots the number of feasible problem instances returned by solving the proposed formulations (MILP) with $P = 2$ and $P = 3$ and the two formulations in [7] and [13]. For the formulation in [13] and the proposed formulation (MILP), since the E2E reliability constraints (9)–(10) are explicitly enforced, we solve the corresponding formulation by CPLEX and count the corresponding problem instance feasible if CPLEX can return a feasible solution; otherwise it is declared as infeasible. As the E2E reliability constraints (9)–(10) are not explicitly considered in the formulation in [7], the corresponding curve in Fig. 3 is obtained as follows. We solve the formulation in [7] and then substitute the obtained solution

into constraints (9)–(10): if the solution satisfies constraints (9)–(10) of all services, we count the corresponding problem instance feasible; otherwise it is infeasible.

We first compare the performance of the proposed formulation (MILP) with $P = 2$ and $P = 3$. Intuitively, since there is more flexibility of traffic routing in (MILP) with $P = 3$, solving (MILP) with $P = 3$ is likely to return a feasible solution for more problem instances than solving (MILP) with $P = 2$. However, as illustrated in Fig. 3, solving formulations (MILP) with $P = 2$ and $P = 3$ provides the same number of feasible problem instances. These results are consistent with the previous results in [12] and highlight a useful insight that there already exists a sufficiently large flexibility of traffic routing in formulation (MILP) with $P = 2$.

Next, we compare the performance of the proposed formulation (MILP) with the formulations in [7] and [13]. As can be observed from Fig. 3, the proposed formulation (MILP) can solve a much larger number of problem instances than that solved by the formulation in [13] (which is equivalent to the proposed formulation (MILP) with $P = 1$), especially in the case where the number of services is large. This shows the advantage of the flexibility of traffic routing in (MILP). In addition, compared against that of solving the formulation in [7], the number of feasible problem instances of solving the proposed formulation (MILP) is also much larger, which clearly shows the advantage of our proposed formulation over that in [7], i.e., it has a guaranteed E2E reliability of the services. In short summary, the results in Fig. 3 demonstrate that, compared with those in [7] and [13], our proposed formulation (MILP) can give a “better” solution.

C. Efficiency of the Proposed cCG algorithm

In this subsection, we compare the performance of the proposed cCG algorithm with the exact approach using standard MILP solvers to solve formulation (MILP) (called EXACT), and two state-of-the-art heuristic algorithms in the literature: the LP relaxation one-shot rounding (LPoR) algorithm (adapted from [27]) and the LP relaxation dynamic rounding (LPdR) algorithm (adapted from [7]). To demonstrate the advantage of using the LP acceleration technique in the proposed cCG algorithm (i.e., avoiding solving the MILP problem (SP^k) too many times by solving the LP problem (SP_{LP}^k)), we also compare the cCG algorithm with cCG' where steps 1–6 and 13–14 of Algorithm 2 are not applied.

Fig. 4 plots the number of feasible problem instances returned by the proposed cCG and cCG', LPoR, LPdR, and EXACT. First, from Fig. 4, we observe that the blue-star curve corresponding to cCG is almost identical to the black-circle curve corresponding to cCG'. This is reasonable as the LP acceleration technique in cCG is designed to speed up the solution procedure by avoiding solving too many MILP problems of the form (SP^k) and generally does not affect the quality of the returned solution³. Second, the proposed cCG

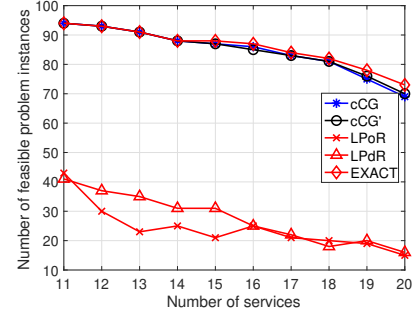


Fig. 4: The number of feasible problem instances returned by cCG, cCG', LPoR, LPdR, and EXACT.

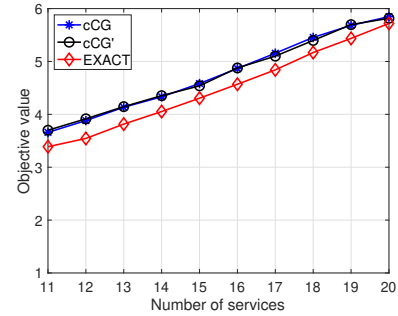


Fig. 5: Average objective values returned by cCG, cCG', and EXACT.

and cCG' significantly outperform LPoR and LPdR in terms of finding feasible solutions for more problem instances. Indeed, when $|K| = 20$, both cCG and cCG' can find feasible solutions for about 70 problem instances while LPoR and LPdR can only find feasible solutions for less than 20 problem instances. This is due to the reason that cCG and cCG' explicitly take the (complex) E2E reliability and delay constraints of the services into consideration (by solving subproblem (SP^k)) while LPoR and LPdR only consider relaxations of these constraints (obtained by relaxing binary variables into continuous variables), thereby leading to ineffective solutions. Finally, we can observe from Fig. 4 that cCG is capable of finding feasible solutions for almost all (truly) feasible problem instances, as EXACT is able to find feasible solutions for all (truly) feasible problem instances and the gap in the number of feasible problem instances solved by EXACT and cCG is small. The effectiveness of the proposed cCG and cCG' is further justified in Fig. 5, where we plot the average objective values returned by cCG, cCG', and EXACT. From Fig. 5, we observe that cCG and cCG' can return a high-quality solution for the NS problem, as EXACT is able to return an optimal solution for the NS problem and the difference of the objective values returned by EXACT, cCG, and cCG' is small.

To gain more insight into the super performance of the proposed cCG, we evaluate the tightness of the LP relaxation (P-LP) by comparing the relative optimality gap improvement defined by

$$\frac{\nu(\text{RLP}) - \nu(\text{LP-I})}{\nu(\text{MILP}) - \nu(\text{LP-I})},$$

³The slight difference between the curves of cCG and cCG' is due to the fact that problem (SP^k) may have different optimal solutions and solving (SP_{LP}^k) may return an optimal solution of (SP^k) that is different from the solution returned by directly solving (SP^k); see steps 3–5 of Algorithm 2.

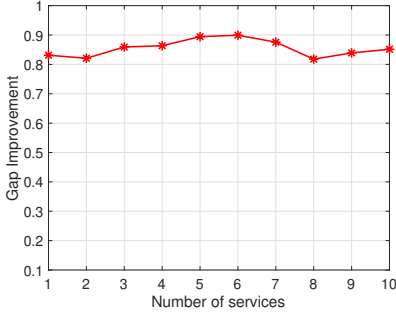


Fig. 6: Average optimality gap improvement of the LP relaxation of (P-MILP) over the LP relaxation of (MILP).

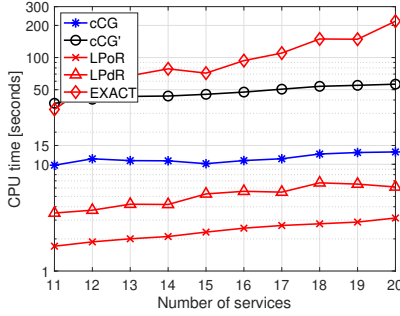


Fig. 7: The average CPU time taken by cCG, cCG', LPoR, LPdR, and EXACT.

where $\nu(\text{RLP})$, $\nu(\text{LP-I})$, and $\nu(\text{MILP})$ are the optimal values of problems (P-LP), (LP-I), and (MILP), respectively. Recall that the proposed cCG is essentially an LP relaxation rounding algorithm equipped the LP relaxation (P-LP) and an optimal rounding strategy; see Section V-C. The results in Fig. 6 show that in all cases, the relative optimality gap improvement is larger than 0.8, confirming that relaxation (P-LP) is indeed a very tight LP relaxation. This is the reason why the proposed cCG is able to find a high-quality feasible solution for the NS problem, as can be seen in Figs. 4 and 5.

The solution efficiency comparison of the proposed cCG and cCG', LPoR, LPdR, and EXACT is plotted in Fig. 7. First, as expected, cCG is much more efficient than cCG', which demonstrates that the LP acceleration technique indeed can improve the performance of the proposed cCG algorithm. Second, compared with EXACT, cCG is significantly more efficient. In particular, in all cases, the average CPU times taken by cCG are less than 15 seconds, while the average CPU times taken by EXACT can even be more than 200 seconds (when $|\mathcal{K}| = 20$). In addition, with the increasing of the number of services, the CPU time taken by EXACT generally grows much more rapidly than that taken by the proposed cCG, as illustrated in Fig. 7. Finally, we observe from Fig. 7 that the difference of CPU times taken by LPoR, LPdR, and cCG' is not significant; in all cases, the average CPU time is larger than 1 second and less than 15 seconds. Overall, LPoR and LPdR perform better than cCG' in terms of solution efficiency, but this comes at the cost of significantly inferior solution quality, as illustrated in Fig. 4.

To gain more insight into the computational efficiency of

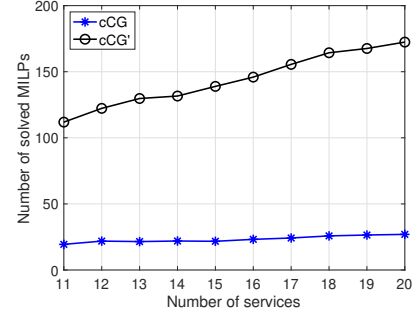


Fig. 8: Average number of solved MILPs by cCG and cCG'.

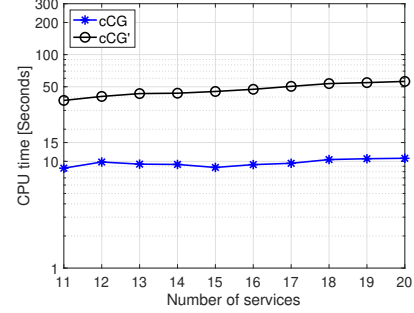


Fig. 9: The average CPU time spent in solving MILPs by cCG and cCG'.

the proposed algorithms cCG and cCG', in Figs. 8 to 11, we further plot the average number of solved MILPs in the form (SP^k) , the average CPU time spent in solving (SP^k) , the number of iterations needed for the convergence of the first stage of Algorithm 1, and the number of used variables $\{t^{k,c}\}$ when the first stage of Algorithm 1 is terminated, respectively. From Figs. 8 and 9, we can observe that compared with cCG', cCG solves a much smaller number of MILPs, and takes a much smaller CPU time to solve the MILPs. This is the main reason why cCG is much faster than cCG'. From Fig. 10, the number of iterations needed for the convergence of the first stage of Algorithm 1 is very small (e.g., smaller than 10 in all cases). As a result, the number of used variables $\{t^{k,c}\}$ (when the first stage of Algorithm 1 is terminated) is also very small (e.g., smaller than 90 in all cases), as demonstrated in Fig. 11. Notice that this is also the reason why the CPU time taken by cCG does not grow significantly with the increasing number of service $|\mathcal{K}|$.

Based on the above results, we can conclude that the proposed cCG algorithm can find a high-quality feasible solution for the NS problem (as it is essentially an LP relaxation rounding algorithm equipped with a very strong LP relaxation and an optimal rounding strategy) while still enjoying high computational efficiency (due to the decomposition nature).

VII. CONCLUSIONS

In this paper, we have investigated the NS problem that plays a crucial role in 5G and next-generation 6G communication networks. We first developed new MINLP and MILP formulations for the NS problem which minimizes a weighted sum of total power consumption and total link

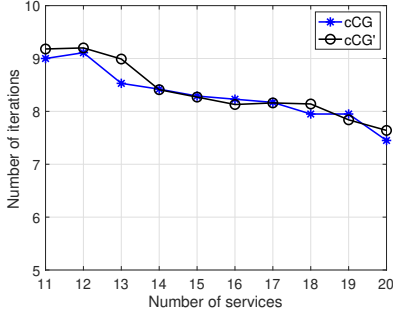


Fig. 10: Average number of iterations needed by cCG and cCG' (for convergence).

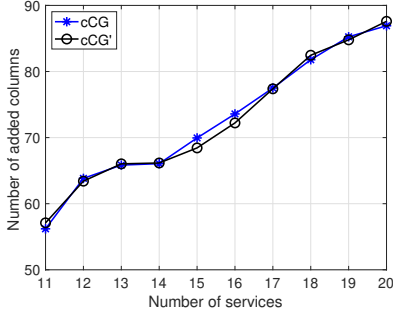


Fig. 11: Average number of used columns by cCG and cCG'.

capacity consumption of the whole network subject to the E2E delay and reliability constraints of all services and the capacity constraints of all cloud nodes and links. Compared with existing formulations in [7], [13], our proposed formulations are much more advantageous in terms of fully exploiting the flexibility of traffic routing and guaranteeing the E2E reliability of all services. We further proposed a cCG algorithm for solving large-scale NS problems. Two key features of the proposed cCG algorithm, which makes it particularly suitable for solving *large-scale* NS problem and for finding *high-quality* solutions, include: (i) it is a decomposition-based algorithm which only requires solving small-scale LP and MILP subproblems; (ii) it is essentially an LP relaxation rounding algorithm equipped with a very strong LP relaxation and an optimal rounding strategy. Extensive computational results demonstrate the effectiveness of the proposed formulations and the efficiency of the proposed cCG algorithm.

As observed in Fig. 8, the proposed LP acceleration technique effectively avoids solving too many MILP subproblems (SP^k). However, as shown in Figs. 7 and 9, the main computational effort of the proposed cCG algorithm remains concentrated on solving these MILP subproblems. In the future work, we shall develop efficient customized algorithm for solving these MILP subproblems to further improve the efficiency of the proposed cCG algorithm.

APPENDIX A PROOF OF THEOREM 1

To prove Theorem 1, we need the follow lemma.

Lemma 3. Suppose that (MINLP) or (MILP) has a feasible solution. Then, for (MINLP) and (MILP), there exists an

optimal solution (x, y, r, z, θ) such that for each $k \in \mathcal{K}$, $s \in \mathcal{F}^k \cup \{0\}$, and $p \in \mathcal{P}$,

- (i) if $b_i^{k,s}(x) = 0$ holds for all $i \in \mathcal{I}$ (i.e., the source and destination of flow (k, s) are identical), then $\{(i, j) \in \mathcal{L} \mid z_{ij}^{k,s,p} = 1\}$ is an empty set;
- (ii) otherwise, the links in $\{(i, j) \in \mathcal{L} \mid z_{ij}^{k,s,p} = 1\}$ form an elementary path from the source to the destination of flow (k, s) , namely, $i_0 \rightarrow i_1 \rightarrow \dots \rightarrow i_t$ (where $t \in \mathbb{Z}_+$ with $t \geq 1$). Moreover, we have

$$r_{i_0 i_1}^{k,s,p} = \dots = r_{i_{t-1} i_t}^{k,s,p} =: r^{k,s,p} \text{ and} \quad (40)$$

$$\sum_{p \in \mathcal{P}} r^{k,s,p} = 1. \quad (41)$$

Proof. We first prove the result for formulation (MINLP). Let (x, y, r, z, θ) be an optimal solution of (MINLP), and let $k \in \mathcal{K}$, $s \in \mathcal{F}^k \cup \{0\}$, and $p \in \mathcal{P}$. If $b_i^{k,s}(x) = 0$ holds for all $i \in \mathcal{I}$, from (5) and the classic flow decomposition result [42, Theorem 3.5], the links in $\{(i, j) \in \mathcal{L} \mid z_{ij}^{k,s,p} = 1\}$ form (possibly) multiple directed cycles. Otherwise, from (1), (5), and the traditional flow decomposition result, the links in $\{(i, j) \in \mathcal{L} \mid z_{ij}^{k,s,p} = 1\}$ form a path from the source to the destination of flow (k, s) and (possibly) multiple directed cycles. In both cases, setting $r_{ij}^{k,s,p} = z_{ij}^{k,s,p} = 0$ for the links (i, j) on the circles will yield another feasible solution of (MINLP) with an objective value not greater than that of (x, y, r, z, θ) . Therefore, the newly constructed feasible solution must also be optimal. By recursively applying the above argument, we get the desired result for formulation (MINLP).

Next, we prove the result for formulation (MILP). Let (x, y, r, z, θ) be an optimal solution of (MILP), and let $k \in \mathcal{K}$ and $s \in \mathcal{F}^k \cup \{0\}$. If $b_i^{k,s}(x) = 0$ holds for all $i \in \mathcal{I}$, from (19)–(22) and the classic flow decomposition result, the flows in $\left\{ \sum_{p \in \mathcal{P}} r_{ij}^{k,s,p} \right\}_{(i,j) \in \mathcal{L}}$ can be decomposed into flows with positive data rates on (possibly) multiple direct cycles. By setting $r_{ij}^{k,s,p} = z_{ij}^{k,s,p} = 0$ for all $(i, j) \in \mathcal{L}$ and $p \in \mathcal{P}$, we will obtain another optimal solution of (MILP) that fulfills the statement in case (i). Otherwise, from (19)–(22) and the classic flow decomposition result, the flows in $\left\{ \sum_{p \in \mathcal{P}} r_{ij}^{k,s,p} \right\}_{(i,j) \in \mathcal{L}}$ can be decomposed into flows with positive data rates on at least one path from the source to the destination of flow (k, s) and flows with positive data rates on (possibly) multiple direct cycles. Similarly, setting $r_{ij}^{k,s,p} = z_{ij}^{k,s,p} = 0$ for all $p \in \mathcal{P}$ and all links (i, j) on the circles, we will obtain another optimal solution of (MILP) where $\left\{ \sum_{p \in \mathcal{P}} r_{ij}^{k,s,p} \right\}_{(i,j) \in \mathcal{L}}$ can be decomposed into flows with positive data rates on at least one path from the source to the destination of flow (k, s) .

Now, for $p \in \mathcal{P}$, from (17) and (20)–(22), either the links in $\{(i, j) \in \mathcal{L} \mid r_{ij}^{k,s,p} > 0\}$ form a path $i_0 \rightarrow i_1 \rightarrow \dots \rightarrow i_t$ from the source to the destination of flow (k, s) such that (40) and $r^{k,s,p} > 0$ hold, or $\{(i, j) \in \mathcal{L} \mid r_{ij}^{k,s,p} > 0\}$ is an empty set. For the first case, we set

$$z_{ij}^{k,s,p} = \begin{cases} 1, & \text{if } r_{ij}^{k,s,p} > 0; \\ 0, & \text{otherwise,} \end{cases} \quad \forall (i, j) \in \mathcal{L},$$

while for the second case, we set $z_{ij}^{k,s,p} = z_{ij}^{k,s,p'}$ where $p' \in \mathcal{P}$ such that $\{(i, j) \in \mathcal{L} \mid r_{ij}^{k,s,p'} > 0\}$ forms a path with positive data rates from the source to the destination of flow (k, s) . Notice that the above p' exists since $\left\{\sum_{p \in \mathcal{P}} r_{ij}^{k,s,p}\right\}_{(i,j) \in \mathcal{L}}$ can be decomposed into flows with positive data rates on at least one path from the source to the destination of flow (k, s) . Observe that by (19), the total fraction of data rates among all paths from the source to the destination of flow (k, s) should be equal to 1, and thus (41) holds. Therefore, the resultant optimal solution fulfills the statement in case (ii). \square

Proof of Theorem 1. In this proof, in order to differentiate the feasible points of the two problems, we use $(\mathbf{X}, \mathbf{Y}, \mathbf{R}, \mathbf{Z}, \Theta)$ and $(\mathbf{x}, \mathbf{y}, \mathbf{r}, \mathbf{z}, \theta)$ to denote the optimal solutions of problems (MINLP) and (MILP), respectively. We prove the theorem by showing that, given an optimal solution $(\mathbf{X}, \mathbf{Y}, \mathbf{R}, \mathbf{Z}, \Theta)$ of problem (MINLP) satisfying the conditions in Lemma 3, we can construct a feasible solution $(\mathbf{x}, \mathbf{y}, \mathbf{r}, \mathbf{z}, \theta)$ of problem (MILP) such that the two problems have the same objective value at the corresponding solutions and vice versa.

Given an optimal solution $(\mathbf{X}, \mathbf{Y}, \mathbf{R}, \mathbf{Z}, \Theta)$ of problem (MINLP) that satisfies the conditions in Lemma 3, we construct a point $(\mathbf{x}, \mathbf{y}, \mathbf{r}, \mathbf{z}, \theta)$ by setting $\mathbf{x} = \mathbf{X}$, $\mathbf{y} = \mathbf{Y}$, $\mathbf{z} = \mathbf{Z}$, $\theta = \Theta$, and

$$r_{ij}^{k,s,p} = R_{ij}^{k,s,p}, \quad \forall (i, j) \in \mathcal{L}, k \in \mathcal{K}, s \in \mathcal{F}^k \cup \{0\}, p \in \mathcal{P}. \quad (42)$$

Clearly, problems (MINLP) and (MILP) have the same objective values at points $(\mathbf{X}, \mathbf{Y}, \mathbf{R}, \mathbf{Z}, \Theta)$ and $(\mathbf{x}, \mathbf{y}, \mathbf{r}, \mathbf{z}, \theta)$, respectively, and constraints (1)–(4), (8)–(10), (12)–(14), and (16) hold at $(\mathbf{x}, \mathbf{y}, \mathbf{r}, \mathbf{z}, \theta)$. Since (23) and (24) are valid inequalities for problem (MINLP), by construction, (23) and (24) also hold at $(\mathbf{x}, \mathbf{y}, \mathbf{r}, \mathbf{z}, \theta)$. Therefore, we only need to show that constraints (17)–(22) hold at point $(\mathbf{x}, \mathbf{y}, \mathbf{r}, \mathbf{z}, \theta)$. By construction and Lemma 3, either $\{(i, j) \in \mathcal{L} \mid z_{ij}^{k,s,p} = 1\}$ is an empty set, or the links in $\{(i, j) \in \mathcal{L} \mid z_{ij}^{k,s,p} = 1\}$ form an elementary path from the source to the destination of flow (k, s) . As such, (17) holds at $(\mathbf{x}, \mathbf{y}, \mathbf{r}, \mathbf{z}, \theta)$. From (7) and $R_{ij}^{k,s,p} \in [0, 1]$, (18) is satisfied. Observe that

$$\begin{aligned} & \sum_{j:(j,i) \in \mathcal{L}} r_{ji}^{k,s,p} - \sum_{j:(i,j) \in \mathcal{L}} r_{ij}^{k,s,p} \\ & \stackrel{(a)}{=} \sum_{j:(j,i) \in \mathcal{L}} R_{ji}^{k,s,p} Z_{ji}^{k,s,p} - \sum_{j:(i,j) \in \mathcal{L}} R_{ij}^{k,s,p} Z_{ij}^{k,s,p} \\ & = R_{ij}^{k,s,p} \left(\sum_{j:(j,i) \in \mathcal{L}} Z_{ji}^{k,s,p} - \sum_{j:(i,j) \in \mathcal{L}} Z_{ij}^{k,s,p} \right) \\ & \stackrel{(b)}{=} R_{ij}^{k,s,p} b_i^{k,s}(\mathbf{X}) = R_{ij}^{k,s,p} b_i^{k,s}(\mathbf{x}), \end{aligned}$$

where (a) follows from (7) and (42) and (b) follows from (5). Therefore, in the last case of (5) (i.e., $b_i^{k,s}(\mathbf{x}) = 0$), (20) holds true; and in the second, third, and fourth cases of (5) (i.e., $b_i^{k,s}(\mathbf{x}) = x_i^{k,s+1}$, $x_i^{k,s+1} - x_i^{k,s}$, $-x_i^{k,s}$) and $0 \leq R_{ij}^{k,s,p} \leq$

1, (21) and (22) hold true. Finally, summing up the above equations over $p \in \mathcal{P}$ and using (6), we obtain

$$\sum_{p \in \mathcal{P}} \sum_{j:(j,i) \in \mathcal{L}} r_{ji}^{k,s,p} - \sum_{p \in \mathcal{P}} \sum_{j:(i,j) \in \mathcal{L}} r_{ij}^{k,s,p} = b_i^{k,s}(\mathbf{x}),$$

showing that (19) also holds true at $(\mathbf{x}, \mathbf{y}, \mathbf{r}, \mathbf{z}, \theta)$.

Next, given an optimal solution $(\mathbf{x}, \mathbf{y}, \mathbf{r}, \mathbf{z}, \theta)$ of (MILP) that satisfies the conditions in Lemma 3, we construct a point $(\mathbf{X}, \mathbf{Y}, \mathbf{R}, \mathbf{Z}, \Theta)$ by setting $\mathbf{X} = \mathbf{x}$, $\mathbf{Y} = \mathbf{y}$, $\mathbf{Z} = \mathbf{z}$, $\Theta = \theta$, and

$$R_{ij}^{k,s,p} = r_{ij}^{k,s,p}, \quad \forall (i, j) \in \mathcal{L}, k \in \mathcal{K}, s \in \mathcal{F}^k \cup \{0\}, p \in \mathcal{P}. \quad (43)$$

In addition, for $k \in \mathcal{K}$ and $s \in \mathcal{F}^k \cup \{0\}$, if case (i) of Lemma 3 happens, we set $R_{ij}^{k,s,p} = 1/P$ for $p \in \mathcal{P}$; otherwise, we set $R_{ij}^{k,s,p} = r_{ij}^{k,s,p}$ for $p \in \mathcal{P}$ where $r_{ij}^{k,s,p}$ is defined in (40). Then it is simple to see that problems (MINLP) and (MILP) have the same objective values at points $(\mathbf{X}, \mathbf{Y}, \mathbf{R}, \mathbf{Z}, \Theta)$ and $(\mathbf{x}, \mathbf{y}, \mathbf{r}, \mathbf{z}, \theta)$, respectively, and constraints (1)–(4), (8)–(10), and (12)–(16) hold at $(\mathbf{X}, \mathbf{Y}, \mathbf{R}, \mathbf{Z}, \Theta)$. From Lemma 3, (5) also holds at $(\mathbf{X}, \mathbf{Y}, \mathbf{R}, \mathbf{Z}, \Theta)$. We complete the proof by showing that, for $k \in \mathcal{K}$, $s \in \mathcal{F}^k \cup \{0\}$, and $p \in \mathcal{P}$, (6) and (7) also hold at $(\mathbf{X}, \mathbf{Y}, \mathbf{R}, \mathbf{Z}, \Theta)$. There are two cases.

- If case (i) of Lemma 3 happens, by $R_{ij}^{k,s,p} = 1/P$ for $p \in \mathcal{P}$, (6) holds. In addition, $R_{ij}^{k,s,p} = Z_{ij}^{k,s,p} = 0$ must hold for all $(i, j) \in \mathcal{L}$, and thus (7) also holds true.
- Otherwise, case (ii) of Lemma 3 happens. Then from (40) and (41), (6) and (7) also hold at $(\mathbf{X}, \mathbf{Y}, \mathbf{R}, \mathbf{Z}, \Theta)$.

APPENDIX B PROOF OF THEOREM 2

The proof of Theorem 2 is divided into two main steps: (i) the equivalence of problems (NLP) and (LP-II) and (ii) the equivalence of problems (LP-II) and (LP-I). Next, we show these two equivalences one by one.

A. Equivalence of Problems (NLP) and (LP-II)

In order to prove the equivalence of problems (NLP) and (LP-II), we need the following lemma which characterizes a property of the feasible solutions of problem (NLP).

Lemma 4. Let $(\bar{\mathbf{x}}, \bar{\mathbf{y}}, \bar{\mathbf{r}}, \bar{\mathbf{z}}, \bar{\theta})$ be a feasible solution of problem (NLP). Then

$$\bar{r}_{ij}^{k,s} = \sum_{p \in \mathcal{P}} \bar{r}_{ij}^{k,s,p} \leq 1, \quad \forall (i, j) \in \mathcal{L}, k \in \mathcal{K}, s \in \mathcal{F}^k \cup \{0\} \quad (44)$$

and $(\mathbf{x}, \mathbf{y}, \mathbf{r}, \mathbf{z}, \theta)$ defined by

$$\mathbf{x} = \bar{\mathbf{x}}, \quad \mathbf{y} = \bar{\mathbf{y}}, \quad \theta = \bar{\theta}, \quad (45)$$

$$r_{ij}^{k,s,p} = \begin{cases} \bar{r}_{ij}^{k,s}, & \text{if } p = 1; \\ 0, & \text{otherwise,} \end{cases} \quad (46)$$

$$r_{ij}^{k,s,p} = \begin{cases} 1, & \text{if } p = 1; \\ 0, & \text{otherwise,} \end{cases} \quad (47)$$

$$z_{ij}^{k,s,p} = \bar{r}_{ij}^{k,s} \text{ and } z_{ij}^k = \bar{z}_{ij}^k, \quad \forall (i, j) \in \mathcal{L}, k \in \mathcal{K}, s \in \mathcal{F}^k \cup \{0\}, p \in \mathcal{P}, \quad (48)$$

is also a feasible solution of (NLP) with the same objective value as that of $(\bar{x}, \bar{y}, \bar{r}, \bar{z}, \bar{\theta})$.

Proof. For each $(i, j) \in \mathcal{L}$, $k \in \mathcal{K}$, and $s \in \mathcal{F}^k \cup \{0\}$, we have

$$\bar{r}_{ij}^{k,s} = \sum_{p \in \mathcal{P}} \bar{r}_{ij}^{k,s,p} \stackrel{(a)}{=} \sum_{p \in \mathcal{P}} \bar{r}_{ij}^{k,s,p} \bar{z}_{ij}^{k,s,p} \stackrel{(b)}{\leq} \sum_{p \in \mathcal{P}} \bar{r}_{ij}^{k,s,p} \stackrel{(c)}{=} 1,$$

where (a), (b), and (c) follow from (7), $\bar{z}_{ij}^{k,s,p} \leq 1$, and (6), respectively. Hence, (44) holds. By the definition of (x, y, r, z, θ) in (45)–(48) and the feasibility of $(\bar{x}, \bar{y}, \bar{r}, \bar{z}, \bar{\theta})$ for problem (NLP), (NLP) has the same objective values at points (x, y, r, z, θ) and $(\bar{x}, \bar{y}, \bar{r}, \bar{z}, \bar{\theta})$, and constraints (1)–(4), (6)–(8), (10), (12), (15), and (25)–(26) hold at (x, y, r, z, θ) . Therefore, to prove the lemma, it suffices to show that (5), (9), and (16) hold at point (x, y, r, z, θ) . We prove them one by one below.

Constraint (5) holds at point (x, y, r, z, θ) , since

$$\begin{aligned} & \sum_{j:(j,i) \in \mathcal{L}} z_{ji}^{k,s,p} - \sum_{j:(i,j) \in \mathcal{L}} z_{ij}^{k,s,p} \\ & \stackrel{(a)}{=} \sum_{j:(j,i) \in \mathcal{L}} \sum_{p \in \mathcal{P}} \bar{r}_{ji}^{k,s,p} - \sum_{j:(i,j) \in \mathcal{L}} \sum_{p \in \mathcal{P}} \bar{r}_{ij}^{k,s,p} \\ & \stackrel{(b)}{=} \sum_{j:(j,i) \in \mathcal{L}} \sum_{p \in \mathcal{P}} \bar{r}_{ji}^{k,s,p} \bar{z}_{ji}^{k,s,p} - \sum_{j:(i,j) \in \mathcal{L}} \sum_{p \in \mathcal{P}} \bar{r}_{ij}^{k,s,p} \bar{z}_{ij}^{k,s,p} \\ & = \sum_{p \in \mathcal{P}} \bar{r}_{ij}^{k,s,p} \left(\sum_{j:(j,i) \in \mathcal{L}} \bar{z}_{ji}^{k,s,p} - \sum_{j:(i,j) \in \mathcal{L}} \bar{z}_{ij}^{k,s,p} \right) \\ & \stackrel{(c)}{=} \sum_{p \in \mathcal{P}} \bar{r}_{ij}^{k,s,p} b_i^{k,s}(\bar{x}) \\ & \stackrel{(d)}{=} b_i^{k,s}(\bar{x}) = b_i^{k,s}(x), \end{aligned}$$

where (a), (b), (c), and (d) follow from (48), (7), (5), and (6), respectively. Constraint (9) holds at point (x, y, r, z, θ) due to

$$\begin{aligned} z_{ij}^{k,s,p} & \stackrel{(a)}{=} \sum_{p \in \mathcal{P}} \bar{r}_{ij}^{k,s,p} \\ & \stackrel{(b)}{=} \sum_{p \in \mathcal{P}} \bar{r}_{ij}^{k,s,p} \bar{z}_{ij}^{k,s,p} \stackrel{(c)}{\leq} \sum_{p \in \mathcal{P}} \bar{r}_{ij}^{k,s,p} \bar{z}_{ij}^k \stackrel{(d)}{=} \bar{z}_{ij}^k = z_{ij}^k, \end{aligned}$$

where (a), (b), (c), and (d) follow from (48), (7), (9), and (6), respectively. Finally, (16) also holds, since

$$\begin{aligned} \sum_{(i,j) \in \mathcal{L}} d_{ij} z_{ij}^{k,s,p} & \stackrel{(a)}{=} \sum_{(i,j) \in \mathcal{L}} d_{ij} \sum_{p \in \mathcal{P}} \bar{r}_{ij}^{k,s,p} \\ & \stackrel{(b)}{=} \sum_{(i,j) \in \mathcal{L}} d_{ij} \sum_{p \in \mathcal{P}} \bar{r}_{ij}^{k,s,p} \bar{z}_{ij}^{k,s,p} \\ & = \sum_{p \in \mathcal{P}} \bar{r}_{ij}^{k,s,p} \sum_{(i,j) \in \mathcal{L}} d_{ij} \bar{z}_{ij}^{k,s,p} \\ & \stackrel{(c)}{\leq} \sum_{p \in \mathcal{P}} \bar{r}_{ij}^{k,s,p} \bar{\theta}^{k,s} \stackrel{(d)}{=} \bar{\theta}^{k,s} = \theta^{k,s}, \end{aligned}$$

where (a), (b), (c), and (d) follow from (48), (7), (16), and (6), respectively. The proof is complete. \square

Lemma 4 immediately implies that, if problem (NLP) is feasible, then it must have an optimal solution (x, y, r, z, θ) such that

$$r_{ij}^{k,s,1} = 1, \quad \forall k \in \mathcal{K}, s \in \mathcal{F}^k \cup \{0\}, \quad (49)$$

$$r_{ij}^{k,s,p} = 0, \quad \forall k \in \mathcal{K}, s \in \mathcal{F}^k \cup \{0\}, p \in \mathcal{P} \setminus \{1\}, \quad (50)$$

$$r_{ij}^{k,s,p} = 0, \quad \forall (i, j) \in \mathcal{L}, k \in \mathcal{K}, s \in \mathcal{F}^k \cup \{0\}, p \in \mathcal{P} \setminus \{1\}, \quad (51)$$

$$z_{ij}^{k,s,p} = r_{ij}^{k,s,1} \leq 1,$$

$$\forall (i, j) \in \mathcal{L}, k \in \mathcal{K}, s \in \mathcal{F}^k \cup \{0\}, p \in \mathcal{P}. \quad (52)$$

Therefore, we can introduce new variables $r_{ij}^{k,s} := r_{ij}^{k,s,1}$, and remove all the other variables $\{r_{ij}^{k,s,p}\}$, $\{z_{ij}^{k,s,p}\}$, and $\{r_{ij}^{k,s,p}\}$ (using Eqs. (49)–(52)) from problem (NLP). In addition, constraints (6) and (7) can be removed from the problem and constraints (5), (8), (9), (16), and (26) can be replaced by (5'), (8'), (9'), (16'), and (26'), respectively. Therefore, problem (NLP) reduces to problem (LP-II).

B. Equivalence of Problems (LP-I) and (LP-II)

In this part, we prove that problems (LP-I) and (LP-II) are equivalent. To do this, we first show that constraint (17) can be equivalently removed from problem (LP-I). Let (LP-I') be the problem obtained by removing constraint (17) from problem (LP-I). Observe that, for a feasible solution (x, y, r, z, θ) of problem (LP-I) or (LP-I'), if $z_{ij}^{k,s,p} > r_{ij}^{k,s,p}$ holds for some $(i, j) \in \mathcal{L}$, $k \in \mathcal{K}$, $s \in \mathcal{F}^k \cup \{0\}$, and $p \in \mathcal{P}$, then setting $z_{ij}^{k,s,p} := r_{ij}^{k,s,p}$ yields another feasible solution with the same objective value. This result is formally stated below.

Lemma 5. *Setting*

$$z_{ij}^{k,s,p} = r_{ij}^{k,s,p}, \quad \forall (i, j) \in \mathcal{L}, k \in \mathcal{K}, s \in \mathcal{F}^k \cup \{0\}, p \in \mathcal{P} \quad (53)$$

in problem (LP-I) or (LP-I') does not change its optimal value.

Lemma 6. *Problem (LP-I) and (LP-I') are equivalent, that is, there exists an optimal solution (x, y, r, z, θ) of problem (LP-I') such that*

$$\begin{aligned} \sum_{j:(i,j) \in \mathcal{L}} z_{ij}^{k,s,p} \left(= \sum_{j:(i,j) \in \mathcal{L}} r_{ij}^{k,s,p} \right) & \leq 1, \\ \forall i \in \mathcal{I}, k \in \mathcal{K}, s \in \mathcal{F}^k \cup \{0\}, p \in \mathcal{P}. \end{aligned} \quad (54)$$

Proof. Let (x, y, r, z, θ) be an optimal solution of problem (LP-I') that satisfies (53). From (19)–(22) and the traditional flow decomposition result, the traffic flow in $\{r_{ij}^{k,s,p}\}_{(i,j) \in \mathcal{L}}$ can be decomposed into flows with positive data rates on (possibly) multiple paths from the source to the destination of flow (k, s) , and flows with positive data rates on (possibly) multiple directed cycles. Setting $r_{ij}^{k,s,p} = z_{ij}^{k,s,p} = 0$ for the links (i, j) on all circles yields another optimal solution that satisfies (54). The proof is complete. \square

Similar to Lemma 4, we provide the following lemma to characterize a property of the feasible solutions of problem (LP-I').

Lemma 7. Let $(\bar{x}, \bar{y}, \bar{r}, \bar{z}, \bar{\theta})$ be a feasible solution of problem (LP-I') satisfying (53)–(54). Then (44) holds and the point (x, y, r, z, θ) defined by (45), (46), and (48) is also a feasible solution of (LP-I') with the same objective value as that of $(\bar{x}, \bar{y}, \bar{r}, \bar{z}, \bar{\theta})$.

Proof. Eq. (44) directly follows from (54). From the feasibility of $(\bar{x}, \bar{y}, \bar{r}, \bar{z}, \bar{\theta})$ for problem (LP-I') and the definition of (x, y, r, z, θ) in (45), (46), and (48), (LP-I') has the same objective values at points (x, y, r, z, θ) and $(\bar{x}, \bar{y}, \bar{r}, \bar{z}, \bar{\theta})$, and constraints (1)–(4), (8), (10), (12), and (18)–(26) hold at (x, y, r, z, θ) . From (23), (44), and (48), constraint (9) holds at (x, y, r, z, θ) ; and from (24), (44), and (48), constraint (16) also holds true. This proves that (x, y, r, z, θ) is also a feasible solution of (LP-I') with the same objective value as that of $(\bar{x}, \bar{y}, \bar{r}, \bar{z}, \bar{\theta})$. \square

Lemma 7 implies that, if relaxation (LP-I') is feasible, then it must have an optimal solution (x, y, r, z, θ) such that (44), (51), (52), and (53) hold. Therefore, we can introduce new variables $r_{ij}^{k,s} := r_{ij}^{k,s,1}$, and remove variables $\{r_{ij}^{k,s,p}\}$, $\{z_{ij}^{k,s,p}\}$, and $\{r_{ij}^{k,s,p}\}$ (using Eqs. (51), (52), and (53)) from problem (LP-I'). In addition, constraints (19)–(22), (8), (9), (16), and (26) can be replaced by (5'), (8'), (9'), (16'), and (26'), respectively, and constraints (18) and (23)–(24) can be removed from the problem. Then, problem (LP-I') reduces to problem (LP-II). This, together with Lemma 6, implies that problem (LP-I) is equivalent to problem (LP-II).

REFERENCES

- [1] W.-K. Chen, Y.-F. Liu, Y.-H. Dai, and Z.-Q. Luo, "Optimal QoS-aware network slicing for service-oriented networks with flexible routing," in *Proc. 47th IEEE International Conference on Acoustics, Speech and Signal Processing*, Singapore, May 2022, pp. 5288–5292.
- [2] R. Mijumbi, J. Serrat, J.-L. Gorricho, N. Bouten, F. De Turck, et al., "Network function virtualization: State-of-the-art and research challenges," *IEEE Commun. Surv. Tutor.*, vol. 18, no. 1, pp. 236–262, 1st Quart. 2016.
- [3] S. Vassilaras, L. Gkatzikis, N. Liakopoulos, I. N. Stiakogiannakis, M. Qi, et al., "The algorithmic aspects of network slicing," *IEEE Commun. Mag.*, vol. 55, no. 8, pp. 112–119, Aug. 2017.
- [4] K. S. Kim, D. K. Kim, C.-B. Chae, S. Choi, Y.-C. Ko, et al., "Ultrareliable and low-latency communication techniques for tactile Internet services," *Proc. IEEE*, vol. 107, no. 2, pp. 376–393, Feb. 2019.
- [5] B. Addis, D. Belabed, M. Bouet, and S. Secci, "Virtual network functions placement and routing optimization," in *Proc. IEEE 4th International Conference on Cloud Networking*, Niagara Falls, Canada, Oct. 2015, pp. 171–177.
- [6] D. B. Oljira, K. Grinnemo, J. Taheri, and A. Brunstrom, "A model for QoS-aware VNF placement and provisioning," in *Proc. IEEE Conference on Network Function Virtualization and Software Defined Networks*, Berlin, Germany, Nov. 2017, pp. 1–7.
- [7] W.-K. Chen, Y.-F. Liu, F. Liu, Y.-H. Dai, and Z.-Q. Luo, "Towards efficient large-scale network slicing: An LP dynamic rounding-and-refinement approach," *IEEE Trans. Signal Process.*, vol. 71, pp. 615–630, Feb. 2023.
- [8] N. Promwongsa, M. Abu-Lebdeh, S. Kianpisheh, F. Belqasmi, R. H. Glitho, et al., "Ensuring reliability and low cost when using a parallel VNF processing approach to embed delay-constrained slices," *IEEE Trans. Netw. Service Manag.*, vol. 17, no. 4, pp. 2226–2241, Oct. 2020.
- [9] M. C. Luizelli, L. R. Bays, L. S. Buriol, M. P. Barcellos, and L. P. Gaspar, "Piecing together the NFV provisioning puzzle: Efficient placement and chaining of virtual network functions," in *Proc. IFIP/IEEE International Symposium on Integrated Network Management*, Ottawa, Canada, May 2015, pp. 98–106.
- [10] A. Mohammadkhan, S. Ghapani, G. Liu, W. Zhang, K. K. Ramakrishnan, et al., "Virtual function placement and traffic steering in flexible and dynamic software defined networks," in *Proc. IEEE International Workshop on Local and Metropolitan Area Networks*, Beijing, China, Apr. 2015, pp. 1–6.
- [11] Y. T. Woldeyohannes, A. Mohammadkhan, K. K. Ramakrishnan, and Y. Jiang, "ClusPR: Balancing multiple objectives at scale for NFV resource allocation," *IEEE Trans. Netw. Service Manag.*, vol. 15, no. 4, pp. 1307–1321, Dec. 2018.
- [12] W.-K. Chen, Y.-F. Liu, A. De Domenico, Z.-Q. Luo, and Y.-H. Dai, "Optimal network slicing for service-oriented networks with flexible routing and guaranteed E2E latency," *IEEE Trans. Netw. Service Manag.*, vol. 18, no. 4, pp. 4337–4352, Dec. 2021.
- [13] P. Vizarreta, M. Condoluci, C. M. Machuca, T. Mahmoodi, and W. Kellerer, "QoS-driven function placement reducing expenditures in NFV deployments," in *Proc. IEEE International Conference on Communications*, Paris, France, May 2017, pp. 1–7.
- [14] L. Qu, C. Assi, K. Shaban, and M. J. Khabbaz, "A reliability-aware network service chain provisioning with delay guarantees in NFV-enabled enterprise datacenter networks," *IEEE Trans. Netw. Service Manag.*, vol. 14, no. 3, pp. 554–568, Sep. 2017.
- [15] W. Li, L. Qu, J. Liu, and L. Xie, "Reliability-aware resource allocation for SFC: A column generation-based link protection approach," *IEEE Trans. Netw. Service Manag.*, vol. 21, no. 4, pp. 4583–4597, Aug. 2024.
- [16] G. Dobreff, A. Báder and A. Pašić, "A QoE and availability-aware framework for network slice placement and resource allocation," *IEEE Access*, vol. 13, pp. 1481–1495, Jan. 2025.
- [17] R. Guerzoni, Z. Despotovic, R. Trivisonno, and I. Vaishnavi, "Modeling reliability requirements in coordinated node and link mapping," in *Proc. IEEE 33rd International Symposium on Reliable Distributed Systems*, Nara, Japan, Oct. 2014, pp. 321–330.
- [18] W.-L. Yeow, W. Cédric, and U. C. Kozat, "Designing and embedding reliable virtual infrastructures," in *Proc. the Second ACM SIGCOMM Workshop on Virtualized Infrastructure Systems and Architectures*, New Delhi, India, Sep. 2010, pp. 33–40.
- [19] M. Karimzadeh-Farshbafan, V. Shah-Mansouri, and D. Niyato, "Reliability aware service placement using a Viterbi-based algorithm," *IEEE Trans. Netw. Service Manag.*, vol. 17, no. 1, pp. 622–636, Mar. 2020.
- [20] J. W. Jiang, T. Lan, S. Ha, M. Chen, and M. Chiang, "Joint VM placement and routing for data center traffic engineering," in *Proc. IEEE INFOCOM*, Orlando, USA, Mar. 2012, pp. 2876–2880.
- [21] T. Guo, N. Wang, K. Moessner, and R. Tafazolli, "Shared backup network provision for virtual network embedding," in *Proc. IEEE International Conference on Communications*, Kyoto, Japan, Jun. 2011, pp. 1–5.
- [22] A. Jarray and A. Karmouch, "Periodical auctioning for QoS aware virtual network embedding," in *Proc. IEEE 20th International Workshop on Quality of Service*, Coimbra, Portugal, Jun. 2012, pp. 1–4.
- [23] A. Jarray and A. Karmouch, "Decomposition approaches for virtual network embedding with one-shot node and link mapping," *IEEE/ACM Trans. Netw.*, vol. 23, no. 3, pp. 1012–1025, Jun. 2015.
- [24] R. Mijumbi, J. Serrat, J. Gorricho, and R. Boutaba, "A path generation approach to embedding of virtual networks," *IEEE Trans. Netw. Service Manag.*, vol. 12, no. 3, pp. 334–348, Sep. 2015.
- [25] J. Liu, W. Lu, F. Zhou, P. Lu, and Z. Zhu, "On dynamic service function chain deployment and readjustment," *IEEE Trans. Netw. Service Manag.*, vol. 14, no. 3, pp. 543–553, Sep. 2017.
- [26] N. Zhang, Y.-F. Liu, H. Farmanbar, T.-H. Chang, M. Hong, et al., "Network slicing for service-oriented networks under resource constraints," *IEEE J. Sel. Areas Commun.*, vol. 35, no. 11, pp. 2512–2521, Nov. 2017.
- [27] M. Chowdhury, M. R. Rahman, and R. Boutaba, "ViNEyard: Virtual network embedding algorithms with coordinated node and link mapping," *IEEE/ACM Trans. Netw.*, vol. 20, no. 1, pp. 206–219, Feb. 2012.
- [28] W.-K. Chen, Z. Wu, R.-J. Zhang, Y.-F. Liu, Y.-H. Dai, et al., "An efficient Benders decomposition approach for optimal large-scale network slicing," *IEEE Trans. Signal Process.*, vol. 72, pp. 4935–4949, 2024, Sep. 2024.
- [29] T. Berthold, "RENS—The optimal rounding," *Math. Program. Comput.*, vol. 6, pp. 33–54, Nov. 2013.
- [30] J. Jin, K. Yu, J. Kua, N. Zhang, Z. Pang, et al., "Cloud-fog automation: Vision, enabling technologies, and future research directions," *IEEE Trans. Ind. Inform.*, vol. 20, no. 2, pp. 1039–1054, Feb. 2024.
- [31] P. K. Agyapong, M. Iwamura, D. Staehle, W. Kiess, and A. Benjebbour, "Design considerations for a 5G network architecture," *IEEE Commun. Mag.*, vol. 52, no. 11, pp. 65–75, Nov. 2014.
- [32] M. Yu, Y. Yi, J. Rexford, and M. Chiang, "Rethinking virtual network embedding: Substrate support for path splitting and migration," *ACM SIGCOMM Comput. Commun. Rev.*, vol. 38, no. 2, pp. 17–29, Apr. 2008.

- [33] Y. Zhang, N. Beheshti, L. Beliveau, G. Lefebvre, R. Manghirmalani, et al., "StEERING: A software-defined networking for inline service chaining," in *Proc. 21st IEEE International Conference on Network Protocols*, Goettingen, Germany, Oct. 2013, pp. 1-10.
- [34] J. Halpern and C. Pignataro, "Service function chaining (SFC) architecture," 2015. [Online]. Available: <https://www.rfc-editor.org/rfc/pdf/rfc7665.txt.pdf>.
- [35] G. Mirjalily and Z.-Q. Luo, "Optimal network function virtualization and service function chaining: A survey," *Chin. J. Electron.*, vol. 27, no. 4, pp. 704-717, Jul. 2018.
- [36] Y.-F. Liu, T.-H. Chang, M. Hong, Z. Wu, A. M.-C. So, et al., "A survey of recent advances in optimization methods for wireless communications," *IEEE J. Sel. Areas Commun.*, vol. 42, no. 11, pp. 2992-3031, Nov. 2024.
- [37] L. Wolsey. *Integer Programming*. 2nd ed., Hoboken, USA: John Wiley & Sons, 2021.
- [38] G. B. Dantzig and M. N. Thapa, *Linear Programming 1: Introduction*. New York: Springer, 1997.
- [39] A. Ben-Tal and A. Nemirovski, *Lectures on Modern Convex Optimization: Analysis, Algorithms, and Engineering Applications*. Philadelphia, USA: Society for Industrial and Applied Mathematics, 2001.
- [40] J. P. Vielma, S. Ahmed, and G. Nemhauser, "Mixed-integer models for nonseparable piecewise-linear optimization: Unifying framework and extensions," *Oper. Res.*, vol. 58, no. 2, pp. 303-315, Mar.-Apr. 2010.
- [41] R. Fukasawa and M. Goycoolea, "On the exact separation of mixed integer knapsack cuts," *Math. Program.*, vol. 128, pp. 19-41, Jun. 2011.
- [42] R. K. Ahuja, T. L. Magnanti, and J. B. Orlin, *Network Flows*. Upper Saddle River, NJ, USA: Prentice Hall, 1993.