

JUTRACK: a Julia package for auto-differentiable accelerator modeling and particle tracking

Jinyu Wan^{a,*}, Yue Hao^{a,*}, Helena Alamprese^a, Christian Ratcliff^a, Ji Qiang^b

^a*Facility for Rare Isotope Beams, Michigan State University, East Lansing, MI
48824, USA*

^b*Lawrence Berkeley National Laboratory, Berkeley, CA 94720, USA*

Abstract

Efficient accelerator modeling and particle tracking are key for the design and configuration of modern particle accelerators. In this work, we present JUTRACK, a nested accelerator modeling package developed in Julia programming language and enhanced with compiler-level automatic differentiation (AD). With the aid of AD, JUTRACK enables rapid derivative calculations in accelerator modeling, facilitating sensitivity analyses and optimization tasks. We demonstrate the effectiveness of AD-derived derivatives through several practical applications, including sensitivity analysis of space-charge-induced emittance growth, nonlinear beam dynamics analysis for a synchrotron light source, and lattice parameter tuning of the future Electron-Ion Collider (EIC). Through the incorporation of automatic differentiation, this package opens up new possibilities for accelerator physicists in beam physics studies and accelerator design optimization.

Keywords: Automatic differentiation, Particle accelerator, Beam dynamics, Julia, Design optimization

1. Introduction

Particle accelerators are critical scientific facilities that generate particle beams and accelerate them to energies spanning from KeV to TeV level [1]. These massive machines are vital tools in various fields of science and

*Corresponding author.

Email addresses: wan@frib.msu.edu (Jinyu Wan), haoy@frib.msu.edu (Yue Hao)

technology, enabling groundbreaking research to explore fundamental particles [2], develop new materials [3], advance medical imaging and treatment techniques [4], and perform a variety of cutting-edge research endeavors.

The design and optimization of modern particle accelerators require precise modeling of beam dynamics in complex electromagnetic environments, accounting for strong nonlinear interactions within the beam. Over the past few decades, many successful accelerator modeling tools have been developed, such as MAD-X [5], ELEGANT [6], AT [7], BMAD [8], IMPACT [9, 10] and TRACK [11]. These tools have been instrumental in advancing accelerator physics, providing reliable simulations that have significantly contributed to the design and optimization of numerous accelerator facilities worldwide. Recently, there has been growing interest in developing the digital twin of accelerator facilities [12]. The modeling tools will be an essential part of the digital twin for predicting the beam behaviors in the accelerator. Nevertheless, modern accelerators, such as the diffraction-limited storage ring (DLSR) [13], and future colliders, e.g., the Electron-Ion Collider (EIC) [14], the Future Circular Collider (FCC) [15], the circular electron positron collider (CEPC) [16], and muon colliders [17], have become increasingly complex and challenging in the dynamics of the beam. The highly nonlinear beam dynamics in the accelerators strongly limits the dynamic aperture and beam lifetime, making the optimization process extremely computationally intensive.

Auto-differentiation (AD) has emerged as a powerful technique in computational physics and machine learning [19, 20, 21], offering notable benefits in sensitivity analysis and optimization tasks. AD enables automatic computation of derivatives, which are essential for gradient-based optimization methods and for analyzing the behavior of physical systems under small perturbations. Applying AD to accelerator modeling has significant potential to improve the efficiency of optimizing complex accelerator systems and provide deeper insights into intricate beam dynamics. In recent years, several new software packages that incorporate AD capabilities have been developed. One such innovative package is Cheetah [22], a PyTorch-based differentiable linear beam dynamics code. Another notable example is BMAD, a successful accelerator modeling tool in use since the mid 1990s, which is also planning to transition to Julia with AD capabilities to further enhance its computational performance [23].

In this work, we present a new AD-enabled particle tracking package, JU-TRACK. This package is written in Julia [24], a high-level, high-performance programming language specifically designed for scientific computing. With

the aid of Enzyme [25], an AD plugin working at compiler level, JUTRACK allows automatic and rapid calculation of the derivatives of functions. In addition to standard particle tracking, this package also supports Truncated Power Series Algebra (TPSA) [26] tracking where the new particle coordinates are represented by a set of polynomials of initial coordinates. This package offers optional features for simulating collective effects, including transverse space-charge effects, wakefield effects, and beam-beam interactions.

This paper is organized as follows. In Section 2, we introduce the core features and architecture of JUTRACK. Section 3 demonstrates the correctness and performance of JUTRACK through a series of benchmark tests. In Section 4, we explore practical applications of JUTRACK, including sensitivity analysis of space-charge-induced emittance growth, nonlinear beam dynamics studies, and design optimization tasks. Section 5 is the conclusion of this work.

2. Design of the package

2.1. Package overview

JUTRACK is developed in pure Julia. We chose Julia for the development of JUTRACK for several compelling reasons. Julia’s syntax is easy to read and write, similar to that of high-level languages like Python, which accelerates development time. Additionally, Julia’s performance is on par with traditional low-level languages such as C and Fortran due to its Just-In-Time (JIT) compilation using the LLVM framework [24, 27].

Figure 1 illustrates the functionalities of the package, which consists of two main components: the physics code and the TPSA functions. The primary goal of this package is to ensure that every target physics quantity such as beam emittance and every TPSA coefficient obtained from physics simulation are differentiable with respect to parameters of interest, which typically include the design parameters of the accelerator lattice and the initial coordinates of particles.

2.2. Implementation of automatic differentiation

AD is a set of techniques for evaluating the derivatives of functions specified by computer programs. Unlike symbolic differentiation, which manipulates mathematical expressions to find derivatives, or numerical differentiation, which approximates derivatives using finite differences, AD systemati-

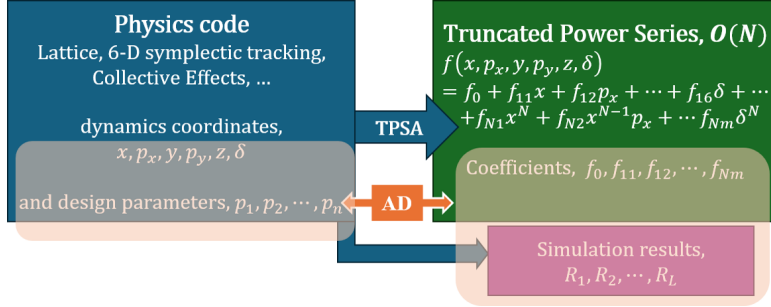


Figure 1: Schematic diagram of the JUTRACK package.

cally breaks down the function into a sequence of elementary operations. By applying the chain rule of calculus to each elementary operation, AD computes exact derivatives, ensuring high precision and avoiding being deep in the expression hell.

To implement AD in JUTRACK, we utilize a third-party plugin, Enzyme [25]. Enzyme is a high-performance AD compiler plugin for the LLVM compiler framework, which is capable of calculating derivatives of statically analyzable programs expressed in the LLVM intermediate representation (IR). This compiler plugin is available in any language whose compiler targets LLVM IR, including C, C++, Fortran, Julia, Rust and others. Unlike conventional source-to-source and operator-overloading tools, Enzyme implements AD at the compiler level, resulting in significantly better computational efficiency [28].

2.3. Implementation of particle tracking

JUTRACK supports 6-D tracking of particle’s coordinates, x , p_x , y , p_y , z , and δ . x and y are the transverse coordinates, p_x and p_y are the transverse momentum, $z = -\beta c\tau$ is the path lengthening with respect to the reference particle with τ as the relative arrival time at location s , and $\delta = dE/E_0$ is the energy deviation with respect to the reference particle.

Several common magnet elements, such as dipole, quadrupole, sextupole, octupole and solenoid, as well as radio frequency (RF) cavities for acceleration and deflection have been modeled in JUTRACK. The tracking maps for these components have been established. Similar to other symplectic tracking codes, each magnet element in JUTRACK can be divided into several slices. To conserve phase space area for long-term tracking, fourth-order

symplectic integration is implemented in the tracking process. Within each slice, particles travel according to the symplectic map [29],

$$H(p, q) = H_1(p) + H_2(q) \quad (1)$$

$$e^{-:H:} = e^{-c_1 LH_1} e^{-d_1 LH_2} e^{-c_2 LH_1} e^{-d_2 LH_2} e^{-c_2 LH_1} e^{-d_1 LH_2} e^{-c_1 LH_1} + O(L^5) \quad (2)$$

where L is the slice length, and H is the Hamiltonian. $c_1 = \frac{1}{2(2-2^{1/3})}$, $c_2 = \frac{1-2^{1/3}}{2(2-2^{1/3})}$, $d_1 = \frac{1}{2-2^{1/3}}$, and $d_2 = -\frac{2^{1/3}}{2-2^{1/3}}$.

Parallel computing is available for multi-particle tracking. By distributing workloads across multiple threads using Julia's built-in support for multi-threading, we can take full advantage of modern multi-core processors to improve the efficiency and scalability of our particle tracking code.

2.4. Multivariate TPSA module

The TPSA, first introduced by Berz [26], has been used in accelerator modeling code since 1990s [30]. A TPSA variable can be represented as a vector of Taylor series coefficients. The operations on the TPSA variables, such as addition and multiplication, are evaluated as vector operations following the rules of TPSA. The single-variable TPSA can be extended to the multivariate form [31]. Taking 6-D variables in our particle tracking regime as an example, the 6-D coordinates can be represented as,

$$\begin{aligned} x &= (x_0, 1, 0, 0, 0, 0, 0, \dots, 0) \\ p_x &= (p_{x_0}, 0, 1, 0, 0, 0, 0, \dots, 0) \\ y &= (y_0, 0, 0, 1, 0, 0, 0, \dots, 0) \\ p_y &= (p_{y_0}, 0, 0, 0, 1, 0, 0, \dots, 0) \\ z &= (z_0, 0, 0, 0, 0, 1, 0, \dots, 0) \\ \delta &= (\delta_0, 0, 0, 0, 0, 0, 1, \dots, 0) \end{aligned} \quad (3)$$

To implement multivariate TPSA, we have developed overloaded operators for a wide range of functions, including addition, subtraction, multiplication, division, trigonometric, inverse trigonometric, hyperbolic, square root, power, exponential, and logarithmic functions. These operators cover all types of operations required in our particle tracking code. By using these established TPSA variables and overloaded operators, standard particle tracking can be seamlessly replaced by tracking TPSA variables.

One important use of the TPSA module in JUTRACK is to calculate the 6×6 linear transfer map M of the accelerator. Considering the 6-D TPSA coordinates $[x, p_x, y, p_y, z, \delta]$ at a starting location in the accelerator, we can calculate the coordinates after one turn. The first-order coefficients of these final coordinates form the linear transfer map M . This transfer matrix is fundamental for calculation of the optics functions, such as the β functions and dispersion functions.

3. Benchmark and validation

To validate the accuracy and performance of JUTRACK, we conduct a series of benchmark tests and comparisons with established accelerator modeling tools. Our primary focus is on particle tracking and optics calculations, essential components for assessing the functionality of our code.

3.1. Validation of accuracy

The future Electron-Ion Collider (EIC) [14] is designed to collide spin-polarized beams of electrons and ions to study the properties of nuclear matter in detail via deep inelastic scattering. The Electron Storage Ring (ESR) of the EIC consists of thousands of magnet and cavity components, with a circumference of up to 3.8 km, providing a sufficiently complex system to thoroughly test our package.

To evaluate the correctness of particle tracking module in JUTRACK, the 6-D trajectory of an electron with random initial transverse coordinates $[x, y]$ is tracked within the ESR. The results are compared with those of the well-benchmarked Polymorphic Tracking Code (PTC) integration of MAD-X [32], the software used for the EIC design. The comparison is illustrated in Fig. 2. The discrepancies in the final coordinates $[x, p_x, y, p_y, z, \delta]$ between the two codes are close to the round-off error of the computer, which are negligible.

Using the TPSA tracking method in JUTRACK, the transfer matrix of the ESR is obtained. With this transfer matrix, the periodic Twiss parameters of the lattice are solved. Fig. 3 presents the comparison of β functions and dispersion obtained with JUTRACK and MAD-X. The differences in the beta functions and dispersion obtained with the two codes are less than 10^{-7}m and 10^{-9}m , respectively. The tunes of betatron oscillation are 50.08 and 46.14, which are identical to the results from MAD-X.

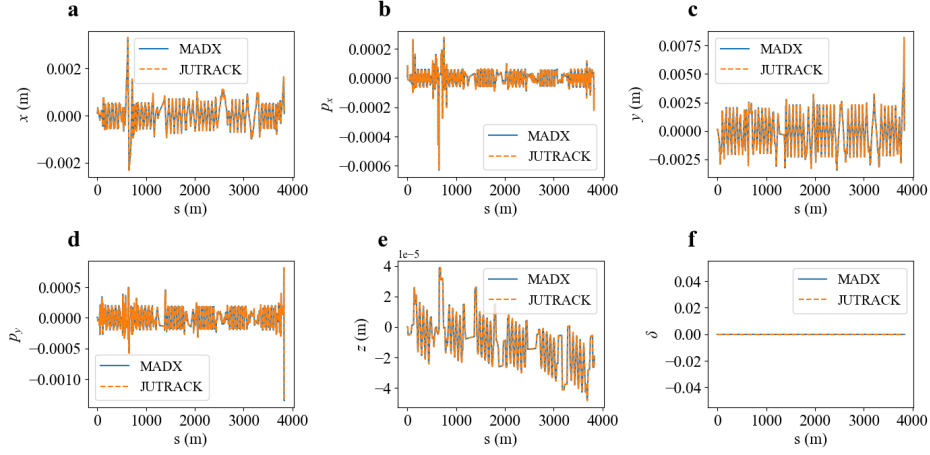


Figure 2: Comparison of single-particle tracking trajectories within the ESR obtained with JUTRACK and MAD-X. (a)-(f) represent the comparisons for x , p_x , y , p_y , z , and δ , respectively.

These benchmarks demonstrate that JUTRACK provides highly accurate particle tracking and optics calculations, comparable to established tools like MAD-X, validating its effectiveness for accelerator physics research.

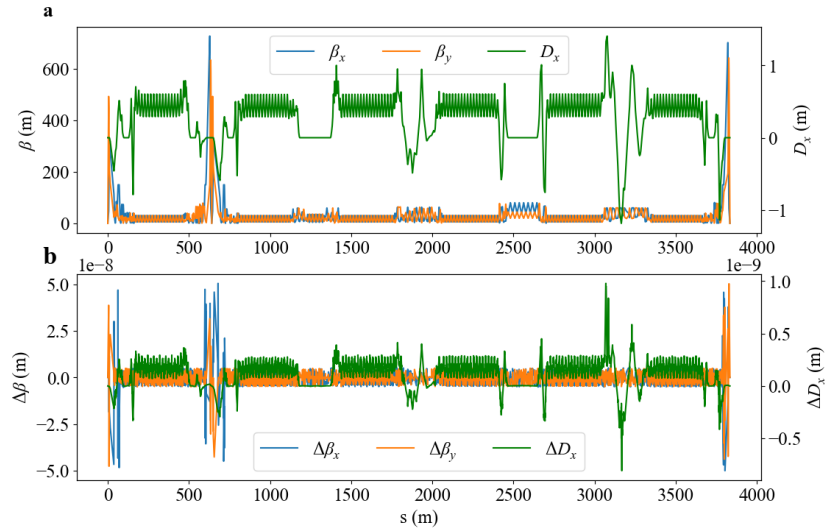


Figure 3: Illustration of lattice optics for the ESR. (a) β functions and dispersion calculated with JUTRACK. (b) Difference between the results obtained with JUTRACK and MAD-X.

Table 1: Comparison of computation time.

Method	Time (seconds)
MAD-X PTC	5420.7
JUTRACK single-threading	3277.5
JUTRACK multi-threading	528.69

3.2. Performance evaluation

To evaluate the computational efficiency of JUTRACK in handling complex simulations, we conduct tests by tracking 1000 particles with random initial coordinates within the ESR over 1000 turns. To prevent particle loss from affecting the tracking time, the initial coordinates are confined to a small range, significantly smaller than the dynamic aperture, ensuring that no particles are lost during the tracking process.

The tracking test is conducted on a personal laptop equipped with 14 physical cores of 2.6 GHz 13th Gen Intel(R) CPUs. The computation time required by JUTRACK and MAD-X is shown in Table 1. For both packages, the same 4th-order symplectic integration is implemented, with each magnet in the accelerator divided into 10 slices.

Without implementing parallel computing, the computational efficiency of multi-particle tracking is of the same order of magnitude for both packages. This implies Julia provides similar or even better efficiency compared to traditional low level languages. Additionally, JUTRACK’s parallel computing capability significantly reduces the computation time by an order of magnitude. The efficiency of JUTRACK can be further enhanced with more powerful computing devices equipped with additional processors, allowing for even larger and more complex simulations to be performed within practical time frames.

4. Application to practical problems

In this section, we apply JUTRACK to several complex, practical problems in accelerator physics. We demonstrate how the derivatives obtained through AD can be utilized for sensitivity analysis of space charge-induced emittance growth, nonlinear beam dynamics studies, and design optimization.

4.1. Sensitivity analysis of emittance growth due to space charge

The nonlinear space charge effects from the Coulomb interaction inside a charged particle beam can significantly impact the beam quality in a high intensity or a high brightness accelerator by causing emittance growth, beam halo, and even particle losses. Following the numerical spectral Galerkin method [33], the one-step symplectic transfer map of the transverse space charge kick on an individual particle in a rectangular perfectly conducting pipe can be written as [34],

$$\begin{aligned} p_{xi}(\tau) &= p_{xi}(0) - \tau \frac{K}{2} \sum_{l=1}^{N_l} \sum_{m=1}^{N_m} \phi^{lm} \alpha_l \cos(\alpha_l x_i) \sin(\beta_m y_i) \\ p_{yi}(\tau) &= p_{yi}(0) - \tau \frac{K}{2} \sum_{l=1}^{N_l} \sum_{m=1}^{N_m} \phi^{lm} \beta_m \sin(\alpha_l x_i) \cos(\beta_m y_i), \end{aligned} \quad (4)$$

where $K = qI/2\pi\epsilon_0 p_0 v_0^2 \gamma_0^2$ is the generalized perveance, a is the horizontal width of the pipe, b is the vertical width of the pipe, $\alpha_l = l\pi/a$ and $\beta_m = m\pi/b$. The space charge potential ϕ^{lm} is given in the spectral domain as,

$$\phi^{lm} = 4\pi \frac{4}{ab} \frac{1}{N_p} \sum_{j=1}^{N_p} \frac{1}{\gamma_{lm}^2} \sin(\alpha_l x_j) \sin(\beta_m y_j), \quad (5)$$

where N_p is number of particles and $\gamma_{lm}^2 = \alpha_l^2 + \beta_m^2$.

As discussed in [34], the emittance growth due to space charge effects is related to the lattice parameters. In the following, we will study the derivatives of the final emittance of a 1-GeV coasting proton beam passing through a transversely focusing FODO cell with respect to these lattice parameters. The FODO cell consists of two focusing quadrupoles, Q1 and Q2, each with a length of 0.1 m and equal but opposite focusing strengths, and three drift spaces, D1 and D3 of 0.2 m each, and D2 of 0.4 m. The beam has a current of 200 A with a normalized emittance of 1 mm·mrad. The horizontal and vertical aperture sizes of the rectangular pipe are both 13 mm.

In this example, we perform particle tracking simulations using 5000 macro particles and 12×12 spectral modes. The final emittance (normalized by the initial emittance) is calculated using JUTRACK particle tracking module. In the meantime, the derivatives of the final emittance with respect to the lattice parameters are automatically obtained via AD. Figure 4

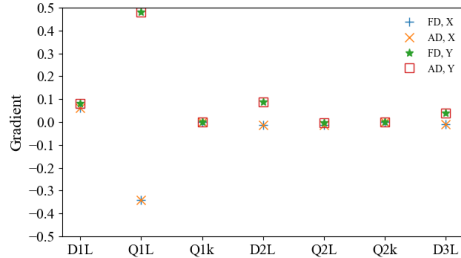


Figure 4: Derivative of final horizontal and vertical emittance with respect to seven lattice parameters. FD and AD represent the derivatives obtained with finite difference approximation and automatic differentiation, respectively.

presents these derivatives with respect to the lengths of the drift spaces (D1L, D2L and D3L), and the lengths (Q1L and Q2L) and strengths (Q1k and Q2k) of the quadrupoles. For validation purposes, we also compute approximate derivatives using the finite difference method. The close agreement between the AD results and the finite difference approximations confirms the accuracy of the AD computations. Our results show that the emittance variation is more sensitive to the length of the first quadrupole, which is consistent with the findings reported in [34].

4.2. Application to beam dynamics analysis

The dynamic aperture (DA) is a fundamental concept in the design and operation of storage ring accelerators. DA represents the volume in phase space where particles can circulate stably without being lost due to nonlinear effects. DA is usually determined through extensive particle tracking simulations, which involves tracking a large number of particles with varying initial conditions over a sufficiently long period in the accelerator. While accurate, this method is computationally expensive, often requiring significant computational resources and time. To fast optimize DA, accelerator physicists proposed an alternative approach, the resonance driving terms (RDTs) [35]. By calculating and minimizing these terms, one can enhance the DA, which is widely used in accelerator design and optimization.

In the normal form analysis, the Hamiltonian of the whole ring is normalized in resonance bases. The Lie generator is written as [36],

$$h = \sum h_{abcde} h_x^{+a} h_x^{-b} h_y^{+c} h_y^{-d} \delta^e \quad (6)$$

where $h_x^\pm \equiv \sqrt{2J_x}e^{\pm i\phi_x} = x \mp ip_x$, and (J, ϕ) are action-angle variables. The nonlinear driving terms h can be grouped by their order $n = a + b + c + d + e$ and each h_{abcde} is an explicit analytical function of magnet strengths, beta functions, and dispersions.

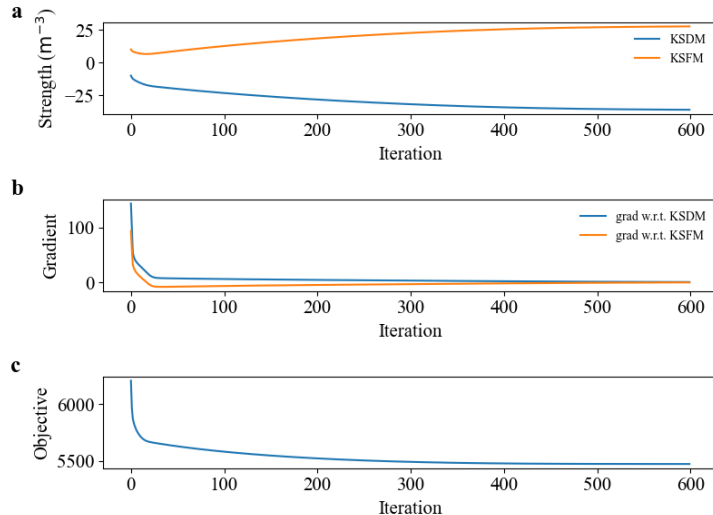


Figure 5: Optimization process of the RDTs for the SPEAR3 ring. (a) shows the evolution of the strengths of two sextupole families, SDM and SFM, respectively. (b) shows the evolution of the derivatives of the objective function with respect to the sextupole strengths. (c) is the change of the objective function, which is the summation of five geometric RDTs.

As a practical example, we apply JUTRACK to the Stanford Positron Electron Asymmetric Ring (SPEAR3) [37], a third-generation synchrotron light source at SLAC National Accelerator Laboratory. Five geometric RDTs, h_{21000} , h_{10110} , h_{30000} , h_{10200} , and h_{10020} , are calculated for the ring. To demonstrate the effectiveness of the AD-derived derivatives, we select two families of sextupoles installed in the SPEAR3 ring, namely, SDM and SFM, for the optimization of these RDTs. The derivatives of the RDTs with respect to the sextupole strengths can be automatically obtained in the calculation.

Using the derivatives, a simple gradient-descent optimization is implemented to suppress the geometric RDTs. Figure 5 shows that the RDTs are reduced through the optimization. After approximately 500 iterations, the algorithm converged to a local minimum where the gradients with respect to both SDM and SFM sextupole strengths approached zero. This result indicates that the RDTs can be effectively minimized with JUTRACK, which

could lead to an improvement in the DA. The calculation of the RDTs and their derivatives takes less than one second on a personal laptop, providing the potential for rapid optimization of the DA.

4.3. Application to design optimization

One of our primary goals of implementing AD in accelerator modeling is to optimize various design parameters to achieve specific beam properties, such as minimizing natural emittance, maximizing DA, and improving overall beam stability. With the derivatives obtained from AD, we can simplify complex optimization tasks into gradient-descent problems. In this section, we demonstrate how to apply AD in the design optimization of particle accelerators, using the design of the ESR of the EIC as an example.

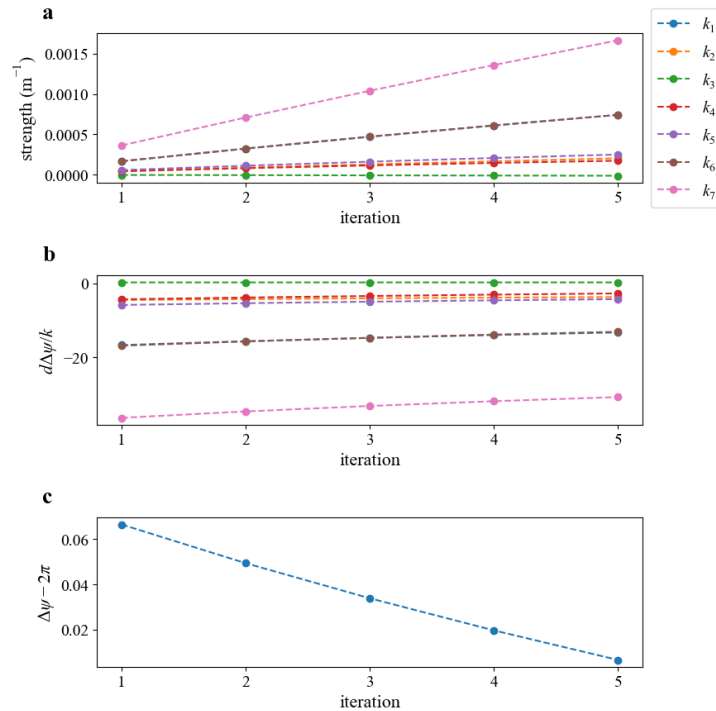


Figure 6: Tuning the magnet strengths to optimize the phase advance of a crab cavity pair using the AD-derived derivatives. (a) Change of the magnet strengths k_1 to k_7 . (b) Change of the derivatives $d\Delta\psi/dk_i$. (c) Evolution of the optimization objective, $\Delta\psi$. 2π is the target phase advance.

The electron bunch in the ESR is tilted in the $z - x$ plane by the crab cavities to compensate for the geometric luminosity loss [38]. The phase

advance of the crab cavity pair needs to be set correctly to create a local crabbing bump in the interaction region. To calculate the phase advance $\Delta\psi$, we create a function using JUTRACK, $f(k_i) = \Delta\psi, i = 1, 2, \dots, 7$. k_1 to k_7 represent the strengths of seven quadrupoles installed between the crab cavity pair, which are the tunable parameters to control the $\Delta\psi$.

By utilizing the AD functions of JUTRACK, the derivatives of $\Delta\psi$ with respect to k_i can be automatically obtained in the calculation of $\Delta\psi$. With the aid of the derivatives, a gradient-descent optimization is performed by simultaneously adjusting the strengths k_1 to k_7 based on a fixed step size. Figure 6 illustrates the evolution of the multivariate optimization process. Within five iterations, the gradient-descent algorithm successfully finds the optimal solution, achieving a phase advance $\Delta\psi$ of 2π .

The rapid convergence to the optimal solution within just five steps highlights the remarkable efficiency and effectiveness in tuning the lattice parameters. This capability can significantly reduce the computational time and efforts typically required for lattice design optimization.

5. Conclusion

An AD-enabled particle accelerator modeling package, JUTRACK, has been developed using the Julia programming language. With the aid of Enzyme, an LLVM-level plugin for AD calculation, JUTRACK can automatically obtain the derivatives of functions in accelerator modeling simulation. Our benchmark tests show that the computational efficiency of particle tracking using JUTRACK is comparable to other packages written in traditional low-level languages such as Fortran and C. Furthermore, by distributing workloads across multiple cores using Julia’s parallel computing feature, computational time for multi-particle tracking can be further reduced.

We demonstrate that the derivatives provided by JUTRACK can be effectively used for sensitivity analysis of space charge-induced emittance growth, nonlinear beam dynamics analysis, and design optimization of the lattice. This capability is crucial for understanding how lattice parameters influence beam stability and performance, enabling more informed decisions in accelerator design and configuration.

The development and implementation of JUTRACK provide accelerator physicists with an efficient, precise, and flexible tool for beam dynamics studies and design optimization. The package is actively being improved,

with plans to incorporate more complex models in the future, such as three-dimensional space charge effects and coherent synchrotron radiation effects. These forthcoming features aim to broaden JUTRACK's applicability and utility in advanced accelerator research.

Acknowledgement

This work is supported by DOE office of science, with award number DE-SC0024170.

References

- [1] E. Wilson, *An introduction to particle accelerators*, Oxford University Press, 2001.
- [2] D. H. H. Hoffmann, A. Blazevic, O. N. Rosmej, P. Spiller, N. A. Tahir, K. Weyrich, T. Dafni, M. Kuster, P. Ni, M. Roth, S. Udrea, D. Varentsov, J. Jacoby, V. Kain, R. Schmidt, K. Zioutas, V. Mintsev, V. E. Fortov, B. Yu. Sharkov, *Particle accelerator physics and technology for high energy density physics research*, The European Physical Journal D, 44, 293-300, 2007. <https://doi.org/10.1140/epjd/e2006-00125-0>.
- [3] K. D. Liss, K. Chen, *Frontiers of synchrotron research in materials science*, MRS Bulletin, 41(6), 435-441, 2016. <https://doi:10.1557/mrs.2016.112>.
- [4] W. A. Hall, E. Paulson, X.A. Li, B. Erickson, C. Schultz, A. Tree, M. Awan, D. A. Low, B. A. McDonald, T. Salzillo, C. K. Glide-Hurst, *Magnetic resonance linear accelerator technology and adaptive radiation therapy: An overview for clinicians*, CA: a cancer journal for clinicians, 72(1), 34-56, 2022. <https://doi.org/10.3322/caac.21707>.
- [5] H. Grote, F. Schmidt, *MAD-X-an upgrade from MAD8*, In Proceedings of the 2003 Particle Accelerator Conference, 5, 3497-3499, 2003. <https://doi.org/10.1109/PAC.2003.1289960>.
- [6] M. Borland, *Elegant: A flexible SDDS-compliant code for accelerator simulation*, Report No. LS-287, Argonne National Lab., IL (US), 2000. <https://doi.org/10.2172/761286>.

- [7] A. Terebilo, *Accelerator modeling with MATLAB accelerator toolbox*, In Proceedings of the 2001 Particle Accelerator Conference, 4, 3203-3205, 2001. <https://doi.org/10.1109/PAC.2001.988056>.
- [8] D. Sagan, *Bmad: A relativistic charged particle simulation library*, Nuclear Instruments and Methods in Physics Research Section A: Accelerators, Spectrometers, Detectors and Associated Equipment, 558(1), 356-359, 2006. <https://doi.org/10.1016/j.nima.2005.11.001>.
- [9] J. Qiang, R. Ryne, S. Habib, V. Decyk, *An Object-Oriented Parallel Particle-In-Cell Code for Beam Dynamics Simulation in Linear Accelerators*, J. Comp. Phys. vol. 163, 434, (2000). <https://doi.org/10.1145/331532.331587>.
- [10] J. Qiang, S. Lidia, R. D. Ryne, and C. Limborg-Deprey, *A Three-Dimensional Quasi-Static Model for High Brightness Beam Dynamics simulation*, Phys. Rev. ST Accel. Beams, vol 9, 044204 (2006). <https://doi.org/10.1103/PhysRevSTAB.9.044204>.
- [11] V. N. Aseev, P. N. Ostroumov, E. S. Lessner, B. Mustapha, *TRACK: The new beam dynamics code*, In Proceedings of the 2005 Particle Accelerator Conference, 2053-2055, 2005. <https://doi.org/10.1109/PAC.2005.1591006>.
- [12] D. Kafkes and M. Schram, *Developing robust digital twins and reinforcement learning for accelerator control systems at the Fermilab Booster*, arXiv preprint arXiv:2105.12847, 2021. <https://doi.org/10.48550/arXiv.2105.12847>.
- [13] M. Eriksson, J. F. Van der Veen, C. Quitmann, *Diffraction-limited storage rings—a window to the science of tomorrow*, Journal of synchrotron radiation, 21.5, 837-842, 2014. <https://doi.org/10.1107/S1600577514019286>.
- [14] C. Montag, E. C. Aschenauer, B. Bhandari, and et al., *Design Status of the Electron-Ion Collider*, In Proceedings of the 14th International Particle Accelerator Conference, 136-139, 2023. <https://doi.org/10.18429/JACoW-IPAC2023-MOPA049>.

- [15] FCC collaboration, *FCC physics opportunities: future circular collider conceptual design report volume 1*, European Physical Journal C, 79(6), 474, 2019. <https://doi.org/10.1140/epjc/s10052-019-6904-3>.
- [16] CEPC Study Group, *CEPC conceptual design report: Volume 1-accelerator*, arXiv preprint arXiv:1809.00285, 2019. <https://doi.org/10.48550/arXiv.1809.00285>.
- [17] C. Accettura, D. Adams, R. Agarwal, et al., *Towards a muon collider*, The European Physical Journal C, 83(9), 1-110, 2023. <https://doi.org/10.1140/epjc/s10052-023-11889-x>.
- [18] A. Accardi, J. L. Albacete, M. Anselmino, N. Armesto, E. C. Aschenauer, A. Bacchetta, D. Boer, W. K. Brooks, T. Burton, N. B Chang, W. T. Deng, *Electron-Ion Collider: The next QCD frontier: Understanding the glue that binds us all*, The European Physical Journal A, 52, 1-100, 2016. <https://doi.org/10.1140/epja/i2016-16268-9>.
- [19] A. G. Baydin, B. A. Pearlmutter, A. A. Radul, J.M. Siskind, *Automatic differentiation in machine learning: a survey*, Journal of machine learning research, 18(153), 1-43, 2018. <http://jmlr.org/papers/v18/17-468.html>.
- [20] F. Fraysse, R. Saurel, *Automatic differentiation using operator overloading (ADOO) for implicit resolution of hyperbolic single phase and two-phase flow models*, Journal of Computational Physics, 399, 108942, 2019. <https://doi.org/10.1016/j.jcp.2019.108942>.
- [21] K. Leng, M. Shankar, J. Thiyagalingam, *Zero Coordinate Shift: Whetted Automatic Differentiation for Physics-informed Operator Learning*, Journal of Computational Physics, 112904, 2024. <https://doi.org/10.1016/j.jcp.2024.112904>.
- [22] J. Kaiser, C. Xu, A. Eichler, A. S. Garcia, , 2024. *Bridging the gap between machine learning and particle accelerator physics with high-speed, differentiable simulations*, Physical Review Accelerator and Beams, 27(5), 054601, 2024. <https://doi.org/10.1103/PhysRevAccelBeams.27.054601>.
- [23] D. Sagan, G. Hoffstaetter, M. Signorelli, A. Coxe *Bmad-Julia: a Julia environment for accelerator simulations including machine learning*,

- In Proceedings of the 15th International Particle Accelerator Conference (IPAC'24), Nashville, USA, 2562-2565, 2024. <https://doi.org/10.18429/JACoW-IPAC2024-WEPR52>.
- [24] J. Bezanson, A. Edelman, S. Karpinski, V. B. Shah, *Julia: A fresh approach to numerical computing*, SIAM review, 59(1), 65-98, 2017. <https://doi.org/10.1137/141000671>.
- [25] W. Moses, V. Churavy, *Instead of rewriting foreign code for machine learning, automatically synthesize fast gradients*, Advances in neural information processing systems, 33, 12472-12485, 2020. https://proceedings.neurips.cc/paper_files/paper/2020/file/9332c513ef44b682e9347822c2e457ac-Paper.pdf.
- [26] A. Berz, *Differential algebraic description of beam dynamics to very high orders*, Particle Accelerators, 24(SSC-152), 109-124, 1988. <https://doi.org/10.2172/6876262>.
- [27] C. Lattner, V. Adve, *LLVM: A compilation framework for lifelong program analysis and transformation*, In Proceedings of the 2004 International symposium on code generation and optimization (CGO'04), 75-88, 2004. <https://doi.org/10.1109/CGO.2004.1281665>.
- [28] W. S. Moses, V. Churavy, L. Paehler, J. Hückelheim, S. H. K. Narayanan, M. Schanen, J. Doerfert, *Reverse-mode automatic differentiation and optimization of GPU kernels via Enzyme*, In Proceedings of the International Conference for High Performance Computing, Networking, Storage and Analysis, New York, USA, 1-16, 2021. <https://doi.org/10.1145/3458817.3476165>.
- [29] H. Yoshida, *Construction of higher order symplectic integrators*, Physics letters A, 150.5-7, 262-268, 1990. [https://doi.org/10.1016/0375-9601\(90\)90092-3](https://doi.org/10.1016/0375-9601(90)90092-3).
- [30] Y. T. Yan, *Zlib: A numerical library for optimal design of truncated power series algebra and map parameterization routines*, Report No. SLAC-PUB-7363, SLAC National Accelerator Lab., Menlo Park, CA (United States), 1996. <https://doi.org/10.1063/1.52378>.
- [31] A. W. Chao, *Lecture notes on topics in accelerator physics*, Report No. SLAC-PUB-9574, SLAC National Accelerator Lab., Menlo Park,

- CA (United States), 2002. <http://inspirehep.net/record/595287/files/slac-pub-9574.pdf>.
- [32] F. Schmidt, *Mad-X PTC Integration*, In Proceedings of the 2005 Particle Accelerator Conference, Knoxville, USA, 1272-1274, 2005. <https://doi.org/10.1109/PAC.2005.1590731>.
- [33] D. Gottlieb and S. A. Orszag, *Numerical analysis of spectral methods: theory and applications*, Society for Industrial and Applied Mathematics, 1977. <https://doi.org/10.1137/1.9781611970425.bm>.
- [34] J. Qiang, *Differentiable self-consistent space-charge simulation for accelerator design*, Physical Review Accelerators and Beams, 26, 024601, 2023. <https://doi.org/10.1103/PhysRevAccelBeams.26.024601>.
- [35] L. Yang, Y. Li, W. Guo, S. Krinsky, *Multiobjective optimization of dynamic aperture*, Physical Review Special Topics—Accelerators and Beams, 14(5), 054001, 2011. <https://doi.org/10.1103/PhysRevSTAB.14.054001>.
- [36] J. Bengtsson, *The sextupole scheme for the Swiss Light Source (SLS): an analytic approach*, SLS-Note 9, 97, 1997. <https://ados.web.psi.ch/slsnotes/sls0997.pdf>.
- [37] J. Corbett, C. Limborg, Y. Nosochoy, J. Safranek, A. Garren, *Design of the SPEAR3 magnet lattice*, in Proceedings of European Particle Accelerator Conference 1998 (JACoW, Stockholm, Sweden, 1998), pp. 574–576, 1998. <https://accelconf.web.cern.ch/e98/PAPERS/MOP46G.PDF>.
- [38] D. Xu, E. C. Aschenauer, G. Bassi, and et al., *EIC beam dynamics challenges*, In Proceedings 13th International Particle Accelerator Conference (IPAC'22), Bangkok, Thailand, 1576-1582, 2022. <https://doi.org/10.18429/JACoW-IPAC2022-WEIXGD1>.