

PrivTuner with Homomorphic Encryption and LoRA: A P3EFT Scheme for Privacy-Preserving Parameter-Efficient Fine-Tuning of AI Foundation Models

Yang Li, Wenhan Yu, Jun Zhao

Abstract—AI foundation models have recently demonstrated impressive capabilities across a wide range of tasks. Fine-tuning (FT) is a method of customizing a pre-trained AI foundation model by further training it on a smaller, targeted dataset. In this paper, we initiate the study of the Privacy-Preserving Parameter-Efficient FT (P3EFT) framework, which can be viewed as the intersection of Parameter-Efficient FT (PEFT) and Privacy-Preserving FT (PPFT). PEFT modifies only a small subset of the model’s parameters to achieve FT (i.e., adapting a pre-trained model to a specific dataset), while PPFT uses privacy-preserving technologies to protect the confidentiality of the model during the FT process. There have been many studies on PEFT or PPFT, but very few on their fusion, which motivates our work on P3EFT to achieve both parameter efficiency and model privacy. To exemplify our P3EFT, we present the *PrivTuner* scheme, which incorporates Fully Homomorphic Encryption (FHE) enabled privacy protection into LoRA (short for “Low-Rank Adapter”), a popular PEFT solution published in ICLR 2021 [1]. Intuitively speaking, PrivTuner allows the model owner and the external data owners to collaboratively implement PEFT with encrypted data. After describing PrivTuner in detail, we further investigate its energy consumption and privacy protection. Then, we consider a PrivTuner system over wireless communications and formulate a joint optimization problem to adaptively minimize energy while maximizing privacy protection, with the optimization variables including FDMA bandwidth allocation, wireless transmission power, computational resource allocation, and privacy protection. A resource allocation algorithm is devised to solve the problem. Experiments demonstrate that our algorithm can significantly reduce energy consumption while adapting to different privacy requirements.

Index Terms—Parameter efficient fine-tuning, AI foundation models, wireless communications, privacy computing, resource allocation, FDMA.

I. INTRODUCTION

AI Foundation Models. In the current vibrant era of Artificial Intelligence (AI), large foundation models like BERT [2], CLIP [3], and GPT-3 [4] have ushered in a significant revolution, moving beyond conventional machine-learning techniques. These models often have a large number of parameters and sophisticated structures, which can discern nuanced context features, even rivalling human proficiency. Through pre-training on massive datasets, foundation models learn a wide range of general features and patterns, enabling their effective adaptation

to different downstream tasks via a transfer learning method known as fine-tuning [5]. For instance, vanilla BERT can be easily fine-tuned to tasks including machine translation [6], sentiment analysis [7], abstract summary [8] and question answering [9], achieving satisfactory performance. This fine-tuning process is pivotal, as it customizes those foundation models for the specific needs of applications, providing better personalized services to users.

Fine Tuning (FT). Tuning foundation models is challenging, as discussed below. First, with the rise in concern about data privacy, entities are increasingly reluctant to let their data leave their local devices, which makes centralized training difficult to implement [10]. Additionally, tuning a foundation model with a large number of parameters is usually computationally intensive, thus causing high training consumption. If the entity desires local fine-tuning, this can pose a large burden on it, especially in computational resource-limited scenarios.

Parameter-Efficient FT: PEFT. To address the above challenges, various PEFT methods have been proposed, including Low-Rank Adapter (LoRA) [1], prefix-tuning [11], prompt tuning [12], BitFit [13], and more. PEFT allows entities to update only a small portion of the entire model’s parameters, thus reducing the computational burden in fine-tuning progress. However, most existing PEFT methods permit external entities access to the full foundation model, neglecting concerns regarding model privacy. Institutes or companies often invest huge amounts of financial support in training and maintaining a well-performing foundation model (e.g., OpenAI spends approximately \$700,000 daily to operate ChatGPT [14]). As a result, they are often unwilling to share the model with external entities for various reasons, such as intellectual property, profitability, concerns about abuse, etc. Consequently, it becomes imperative to explore the development of a model- and data-privacy-friendly fine-tuning framework.

Privacy-Preserving FT: PPFT. PPFT is a subset of Privacy-Preserving Machine Learning (PPML) and proposed in response to privacy concerns in fine-tuning, using various Privacy-Preserving Technologies (PPTech)¹, e.g., Federated Learning (FL) [15], [16], Differential Privacy (DP) [17], secure Multi-Party Computing (MPC) [18] and Homomorphic Encryption (HE) [19], [20]. However, most existing PPFT

The authors are all with the College of Computing and Data Science, Nanyang Technological University (NTU), Singapore. Yang Li is also with ERI@N, Interdisciplinary Graduate Programme, NTU, Singapore. Emails: yang048@e.ntu.edu.sg, wenhan002@e.ntu.edu.sg, JunZhao@ntu.edu.sg. Corresponding author: Jun Zhao

¹Terms related to PPTech include Privacy-Enhancing Technologies (PET), which has also been widely used. We adopt the phrase “privacy-preserving” instead of “privacy-enhancing” to avoid the abbreviation of “Privacy-Enhancing FT” being PEFT, since PEFT is reserved for “Parameter-Efficient FT”.

methods achieve privacy at the expense of communication or computing resources. For instance, FL allows each entity to conduct local fine-tuning thus ensuring data privacy, but requires additional communication overhead. Therefore, it is also worth investigating how to mitigate the consumption of existing PPFT methods, e.g., latency and energy.

Based on the above, we compare the characteristics of the above two approaches:

- Parameter-Efficient FT (PEFT) effectively reduces the computation burden, but existing PEFT methods often overlook the privacy issue.
- Privacy-Preserving FT (PPFT) could protect data and model privacy, but it often introduces additional communication and computation overheads.

We recognize that PEFT and PPFT do not necessarily have to function as exclusive mechanisms. Instead, their integration can provide mutual support, enhancing privacy under limited computational budgets. This motivates our research explained below.

Privacy-Preserving Parameter-Efficient FT: P3EFT studied in this paper. We initiate the study of *Privacy-Preserving Parameter-Efficient Fine Tuning (P3EFT)*. P3EFT can be understood as the intersection of PEFT and PPFT. To demonstrate the feasibility of P3EFT, we propose a specific instantiation, *PrivTuner*, which leverages Fully Homomorphic Encryption (FHE) and LoRA for privacy-preserving and computation-efficient fine-tuning. By integrating FHE, PrivTuner enables computations to be performed directly on encrypted data, preventing data exposure while maintaining the efficiency of LoRA-based adaptation. This design allows external devices to fine-tune models collaboratively with minimal trust assumptions, making it suitable for scenarios such as federated learning, cloud-based AI services, and edge intelligence. We will detail the system model of PrivTuner in Section IV.

Resource Allocation in PrivTuner. Resource Allocation (RA) plays a pivotal role in the wireless communication network where resources (e.g., transmission power and bandwidth) are often limited. In our paper, we consider PrivTuner to operate in a wireless communication network comprising one server and multiple clients, and RA could effectively manage different resources to improve the overall network performance. By incorporating RA, we can formulate a customized optimization problem for the PrivTuner network that aligns with specific resource budgets and performance demands (e.g., energy consumption, latency and privacy) and then design an efficient algorithm to solve it. The problem formulation and RA algorithm design are discussed in Sections VI and VII.

Contributions. Our main contributions are as follows:

- We introduce the *P3EFT* framework, which bridges the gap between PEFT and PPFT by integrating their advantages to enable both efficient and privacy-preserving fine-tuning. To validate this framework, we propose *PrivTuner* as a concrete instance of P3EFT. PrivTuner combines LoRA with FHE to provide secure and efficient collaborative fine-tuning between the model owner and external

devices, reducing the computational burden while ensuring data and model privacy.

- We investigate the time and energy consumption models within PrivTuner from both the server and device perspectives. We also provide a metric to evaluate the overall privacy protection level of PrivTuner. A joint problem is formulated by optimizing computation capacities, wireless communication resources and FHE settings to minimize energy consumption while maximizing privacy protection.
- A resource allocation algorithm employing both branch and bound (B&B) and fractional programming techniques is devised to solve the formulated problem effectively. Time complexity, solution quality and convergence analysis are also provided. Experimental results validate the effectiveness and superiority of our algorithm.

The rest of the paper is organized as follows. Section II presents preliminaries and Section III reviews related work. The PrivTuner scheme and its consumption models are introduced in Section IV. Section V models the consumption and privacy protection within PrivTuner. Section VI presents the problem formulation in detail. Section VII introduces our RA algorithm with time, solution and convergence analysis. Section VIII gives the fitting performance, experimental setting and results. Section IX concludes the paper.

II. PRELIMINARIES

This section presents preliminaries related to our research.

A. Low-Rank Adapters (LoRA) for AI Foundation Models

The motivation of LoRA [1] is that the updates to pre-trained model weights are likely to have a low intrinsic rank during adaption. Hence, for a pre-trained weight matrix $W_0 \in \mathbb{R}^{d \times k}$, the update is constrained by a low-rank decomposition: $W_0 + \Delta W = W_0 + A^1 A^2$, where $A^1 \in \mathbb{R}^{d \times r}$, $A^2 \in \mathbb{R}^{r \times k}$, and the rank $r \ll \min\{d, k\}$. During training, W_0 is frozen and not updated, while A^1 and A^2 contain trainable parameters. When given an input x to the model, the forward pass yields:

$$y = W_0 x + \text{orange} \Delta W x = W_0 x + A^1 A^2 x. \quad (1)$$

LoRA initializes A^2 as a random Gaussian matrix and A^1 as a zero matrix.

B. Fully Homomorphic Encryption (FHE)

Fully Homomorphic Encryption stands as an advanced cryptographic technique, pioneered by [21], supporting computations to be executed on encrypted data directly. The implications of FHE are profound for security across diverse applications, notably in privacy-sensitive scenarios. FHE has evolved with several typical variations, including Brakerski/Fan–Vercauteren (BFV) [22] scheme, Brakerski–Gentry–Vaikuntanathan (BGV) [23], and Cheon–Kim–Kim–Song (CKKS) [24]. CKKS has gained popularity due to its extraordinary performance in handling real numbers, and we select it as the FHE scheme in this paper. An overview of the algorithms in CKKS is as follows:

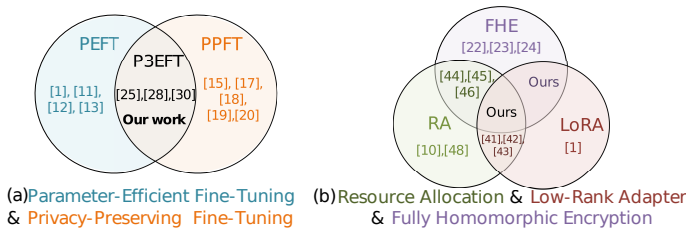


Fig. 1: The relationships among the concepts.

- $\text{KeyGen}(\lambda, q) \rightarrow (\text{pk}, \text{sk})$: On input a polynomial degree λ and a coefficient modulus q , randomly outputs a public key (pk) and a secret key (sk).
- $\text{Enc}(\text{pk}, m) \rightarrow \tilde{c}$: On public key pk and a plaintext m , perform encryption to obtain a ciphertext \tilde{c} .
- $\text{Dec}(\text{sk}, \tilde{c}) \rightarrow m$: On secret key sk and a ciphertext \tilde{c} , perform decryption to obtain the plaintext message m .
- $\text{Eval}(\text{pk}, \tilde{c}_1, \tilde{c}_2, \text{func}) \rightarrow \tilde{c}$: On public key pk , two ciphertexts \tilde{c}_1, \tilde{c}_2 encrypted from m_1, m_2 , and a linear function func , outputs a new ciphertext \tilde{c} such that it is the same as $\text{Enc}(\text{pk}, \text{func}(m_1, m_2))$.

A more detailed discussion of CKKS can be found in [24]. Specifically, CKKS is designed for approximate arithmetic on real and complex numbers, distinguishing it from integer-based schemes (e.g., BFV, BGV). In addition, CKKS effectively manages the noise growth through customized scaling and rescaling techniques, which could prevent the overflow issue. The above characteristics make CKKS well-suited for privacy-preserving deep learning tasks. Deep learning models often operate on real-valued numbers (e.g., floating-point numbers) rather than exact integers. These models are also robust to small numerical errors or approximations due to the reliance on optimization techniques and probabilistic learning. Consequently, CKKS is widely used in privacy-preserving applications across various AI models, including CNNs [19], [20], [25], RNNs [26], [27], and Transformers [28], [29].

III. RELATED WORK

We discuss additional work related to our research. Some related studies have already been mentioned in Section I.

To guide the discussion of related work, we plot Figures 1(a) and (b) at different granularities. Figure 1(a) presents a Venn diagram of general technologies, where we examine PEFT, PPFT, and their intersection: P3EFT. Note that PEFT, PPFT, and P3EFT are all high-level notions of the technologies, and do not consider the specific implementations. Figure 1(b) is about specific implementations of the technologies. In particular, we instance PEFT as LoRA, and PPFT as being enabled by FHE. In addition, we also plot ‘‘Resource Allocation (RA)’’ as a circle in the Venn diagram of Figure 1(b), since the technical analysis of our paper is about RA.

A. Discussing Related Studies based on Figure 1(a)

The related studies in Fig. 1(a) include those related to 1) P3EFT, 2) PEFT and 3) PPFT.

After proposing the term P3EFT, we found a recent unpublished work [30] which also coins P3EFT independently. The study [30] incorporates *split learning* [31] into PEFT to achieve only heuristic privacy without even defining what protection is being offered (in fact, *split learning* is shown to be inherently insecure [32]). In addition, Bu *et al.* [33] incorporate the formal notion of differential privacy (DP) into PEFT to achieve P3EFT, but the name P3EFT is not mentioned and DP is orthogonal to the privacy protection mechanism of HE used in our paper. Also, DP inherently introduces noise or randomness to the model and may degrade the model accuracy, while Homomorphic Encryption (HE) generally does not hurt accuracy [34]. Finally, the idea of P3EFT (but not the name) is also briefly discussed in [35] as a potential research direction.

The related studies of PEFT and PPFT have been presented in Section I, and are not repeated here.

B. Discussing Related Studies based on Figure 1(b)

To present related research according to Fig. 1(b), where RA is short for ‘‘Resource Allocation’’, we will consider the following combinations: 1) RA + LoRA + FHE (i.e., RA of PrivTuner), 2) LoRA + FHE (i.e., PrivTuner), 3) RA + LoRA, and 4) RA + FHE.

As noted in the subsection above, only a few studies [30], [33], [35] touch upon P3EFT, and none of them is about RA, so there is no very related work on RA of PrivTuner or other P3EFT instances. Hence, except [30], [33], [35], there is no other work closely related to PrivTuner. Yet, since PrivTuner is an important contribution of our paper, we present some work on ‘‘FHE + Deep Learning (DL)’’ from the perspective of different kinds of DL models. The DL models to be discussed include CNNs, RNNs, and transformers.

- **Using FHE in CNNs.** CNNs are crypto-friendly due to linear structures and easily linearized activation layers. CryptoNets [36] utilizes YASHE’ for CNNs and achieves high accuracy on MNIST. CareNets [37] implements a compact CNN for inference on encrypted high-resolution images. SHE [38] uses TFHE to achieve a Shift-accumulation-based model, adapting ResNet-18 for the ImageNet dataset. Lee *et al.* [20] employ the RNS-CKKS [39] to adapt ResNet-20 on the CIFAR-10 dataset.
- **Using FHE in RNNs.** RNNs often have higher multiplicative depth than CNNs, requiring larger crypto parameters [40]. Podschwadt *et al.* [27] propose parallel RNN blocks to reduce the multiplicative depth, which can be supported by CKKS. Jang *et al.* [41] implement encryption on GRUs using proposed encryption scheme MatHEAAN extended from CKKS.
- **Using FHE in Transformers.** Transformers involve complex and nonlinear operations. Iron [42] and BOLT [43] present privacy-preserving inference solutions for transformers that support matrix multiplications and nonlinear computations. BlindTune [44] further proposes to secure tuning transformers using CKKS and is tailored for image classification tasks.

Resource allocation has been widely studied in the context of wireless communications, where it is often employed to optimize the use of network resources under different constraints.

Previous works have applied RA to federated learning [45], [46], semantic communication [47], [48] and unmanned aerial vehicle (UAV) frameworks [49], [50], showing its effectiveness in improving overall network performance under different application scenarios.

Here we discuss when RA meets LoRA or PEFT in general. FedPipe [51] proposes an automated federated pipeline that fine-tunes large language models using a novel MILP optimization approach, incorporating efficient local training and partial weight aggregation to enhance performance without increasing communication overhead. Similarly, FedPEAT [52] proposes a federated PEFT method while incorporating an adaptive control mechanism to optimize the latency, storage and performance. Yu *et al.* [53] also integrate the Emulator-Adapter architecture into Mobile Edge Computing (MEC) and employ a hybrid multi-agent Deep Reinforcement Learning (DRL) to ensure adaptability and fine-tuning efficiency.

Here we examine when RA meets FHE or PPTech in general. PFMLP [54] proposes a multi-party privacy-preserving machine learning solution supported by the Paillier algorithm [55] and discusses the influence of encryption key length, network structure and number of clients to optimize the computational overhead and training. DAMCREM [56] divides a task into several macro-tasks supported by FHE and proposes a dynamic allocation method of computation resources to macro-tasks to shorten the FHE execution time.

IV. SYSTEM MODEL

This section presents the system model, beginning with the threat model and an overview in Section IV-A. Then, we elaborate on the proposed scheme of PrivTuner in Section IV-C. Fig. 2 presents the overall flows of PrivTuner.

A. Threat Model and Overview

Consider a system comprising a model owner's server and a set of external mobile devices, denoted as $\mathcal{N} := \{1, \dots, N\}$. The server hosts a pre-trained foundation model serving as a *Machine Learning as a Service* (MLaaS) platform (e.g., ChatGPT operated by OpenAI). Each mobile device $n \in \mathcal{N}$ aims to fine-tune the foundation model using its own private data to enhance personalized performance. Operating under an honest but curious security model [57], our PrivTuner allows devices to transmit FHE-encrypted data instead of the raw one to the server. Then, the server creates an adapter for each device via LoRA, and the inference results (also encrypted) are returned to the devices. Upon reception, devices decrypt the inference results and calculate the loss with the corresponding labels. The loss information is then sent back to the server for gradient calculation and adapter updating.

B. HE-friendly BERT-Tiny Model

In our work, we adopt the BERT-Tiny model, a small and efficient variant of the original BERT [58]. Following the approach proposed by Roviida *et al.* [29], we use the CKKS scheme to perform encrypted computations while maintaining

an acceptable trade-off between computational overhead and model accuracy.

The employed BERT-Tiny model involves large matrix multiplications and several non-linear layers (e.g., Softmax, GeLU, and LayerNorm). In particular, those non-linear functions can not be implemented directly, as the current CKKS only support addition and multiplication operations. To efficiently handle matrix multiplications in ciphertext, the SIMD technique supported by CKKS could be leveraged, which allows parallel computations on encrypted vectors. For different non-linear functions involved, we follow Roviida *et al.* [29] and employ different methods (e.g., Maclaurin series and Chebyshev polynomial) to approximate them efficiently. To save space, more detailed information and the approximation performance for non-linear layers are reported in Appendix. A.

C. PrivTuner

Algorithm 1 presents the sequence of steps executed by both mobile devices and the server within the PrivTuner scheme. We will detail each step in the following paragraphs.

Algorithm 1: PrivTuner.

Input: Pre-trained model parameterized by W_0 ;
 Sets of FHE parameters (λ, q) ;
 Sets of fine-tuning data and labels $(\mathbf{X}^{\text{ft}}, \mathbf{Y}^{\text{ft}})$.
Output: Set of fine-tuned adapter \mathcal{A}^{ft} .

- 1 **Step 1: Data Encryption.**
- 2 **for** each mobile device $n \in \mathcal{N}$ **in parallel** **do**
- 3 KeyGen(λ_n, q_n) \rightarrow pk_n, sk_n ;
- 4 Enc($\text{pk}_n, X_n^{\text{ft}}$) \rightarrow \tilde{X}_n^{ft} ;
- 5 Transmit \tilde{X}_n^{ft} and pk_n to the server;
- 6 **end**
- 7 **Step 2: Adapter Generation.**
- 8 Generate adapters: LoRA $_n(W_0) \rightarrow \mathcal{A}_n := \{A_n^1, A_n^2\}, \forall n \in \mathcal{N}$;
- 9 **Step 3: Prediction.**
- 10 Output predictions: $\tilde{Y}_n^{\text{p}} = \text{Eval}(\text{pk}_n, (W_0, \mathcal{A}_n), \tilde{X}_n^{\text{ft}}, f^{\text{p}}), \forall n \in \mathcal{N}$,
 where f^{p} is the prediction function defined in (6);
- 11 Send result \tilde{Y}_n^{p} back to each device n ;
- 12 **Step 4: Decryption and Loss Computation.**
- 13 **for** each mobile device $n \in \mathcal{N}$ **in parallel** **do**
- 14 Dec($\text{sk}_n, \tilde{Y}_n^{\text{p}}$) \rightarrow Y_n^{p} ;
- 15 Compute the loss: $\mathcal{L}_n(Y_n^{\text{p}}, Y_n^{\text{ft}}) \rightarrow L_n$;
- 16 Transmit L_n to the server;
- 17 **end**
- 18 **Step 5: Update of Adapters.**
- 19 Update each adapter \mathcal{A}_n with L_n and obtain $\mathcal{A}_n^{\text{ft}} := \{A_n^{1,\text{ft}}, A_n^{2,\text{ft}}\}$.

Data Encryption. Each mobile device n initially generates a unique set of keys of FHE for encryption:

$$\text{pk}_n, \text{sk}_n = \text{KeyGen}(\lambda_n, q_n), \forall n \in \mathcal{N}, \quad (2)$$

where λ_n is the polynomial degree and q_n is the coefficient modulus. With the generated public key pk_n from (2), now device n could encrypt its fine-tuning data X_n^{ft} as follows:

$$\tilde{X}_n^{\text{ft}} = \text{Enc}(\text{pk}_n, X_n^{\text{ft}}), \forall n \in \mathcal{N}, \quad (3)$$

where \tilde{X}_n^{ft} is the encrypted data. Both \tilde{X}_n^{ft} and pk_n are then transmitted to the server.

Adapter Generation. Upon receiving \tilde{X}_n^{ft} and pk_n , the server could apply various PEFT methods to the pre-trained foundation model W_0 . Here we employ LoRA [1] (explained

Step 1: User data encryption → Step 2: Adapter generation with user data → Step 3: Output prediction with adapter and user data → Step 4: Output decryption and loss calculation → Step 5: Update adapters

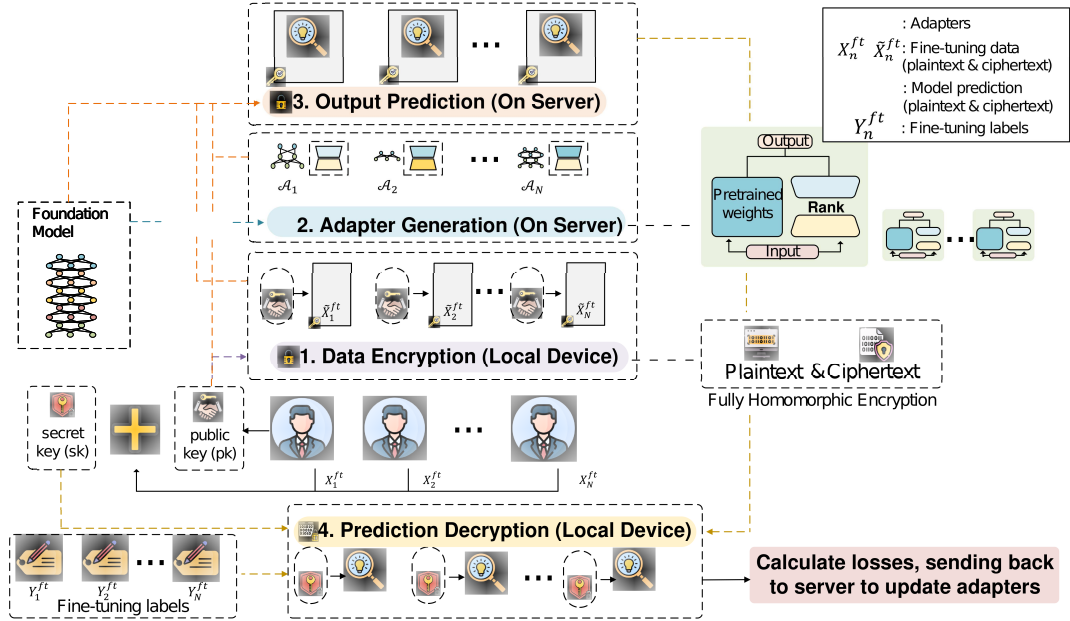


Fig. 2: An overview of the system and flows of our proposed PrivTuner.

in Section II-A) to generate an adapter $\mathcal{A}_n = \{A_n^1, A_n^2\}$ for each device n as described below:

$$\mathcal{A}_n = \text{LoRA}_n(W_0), \forall n \in \mathcal{N}, \quad (4)$$

where $\text{LoRA}_n(\cdot)$ denotes the low-rank adaption operation (we have the subscript “ n ” just for generality, and the experiments use the same adapter for all n). Since the size of \mathcal{A}_n is much smaller than that of W_0 , this approach dramatically reduces the number of trainable parameters.

Prediction. Then, the server could perform predictions on the encrypted data \tilde{X}_n^{ft} with (W_0, \mathcal{A}_n) and pk_n , generating the corresponding predictions \tilde{Y}_n^{p} (also encrypted). As discussed in Section IV-B, we could follow Rovida *et al.* [29] to implement the prediction, and the process can be generalized as follows:

$$\tilde{Y}_n^{\text{p}} = \text{Eval}(\text{pk}_n, (W_0, \mathcal{A}_n), \tilde{X}_n^{\text{ft}}, f^{\text{p}}), \forall n \in \mathcal{N}, \quad (5)$$

where $\text{Eval}(\cdot)$ has been discussed in Section II-B and f^{p} denotes the prediction function working as below:

$$f^{\text{p}}(W_0, \mathcal{A}_n, \tilde{X}_n^{\text{ft}}) = W_0 \tilde{X}_n^{\text{ft}} + A_n^1 A_n^2 \tilde{X}_n^{\text{ft}}, \forall n \in \mathcal{N}. \quad (6)$$

where W_0 is the foundation model, \mathcal{A}_n is the generated adapter, and \tilde{X}_n^{ft} is the encrypted dataset for fine-tuning. Since the fine-tuning labels Y^{ft} are kept by mobile devices, the server sends \tilde{Y}_n^{p} back to each device n for loss computation. It is worth noting that using prediction \tilde{Y}_n^{p} to reason about the parameter matrix W_0 is computationally infeasible, especially for devices with limited computing resources. Thus, this will not compromise security.

Decryption and Loss Computation. Upon receiving \tilde{Y}_n^{p} , each device n first use the secret key sk_n to perform decryption and obtain the prediction Y_n^{p} in plaintext:

$$Y_n^{\text{p}} = \text{Dec}(\text{sk}_n, \tilde{Y}_n^{\text{p}}), \forall n \in \mathcal{N}. \quad (7)$$

Then, the corresponding loss L_n is computed as follows:

$$L_n = \mathcal{L}_n(Y_n^{\text{p}}, Y_n^{\text{ft}}), \forall n \in \mathcal{N}, \quad (8)$$

where $\mathcal{L}_n(\cdot)$ represents the employed loss function, and we do not specify it here for generality. The loss L_n is transmitted to the server for gradient calculation and adapter updating.

Updates. Given the loss L_n and weight matrices $W_0, \mathcal{A}_n = \{A_n^1, A_n^2\}$, the server can compute the gradient and update \mathcal{A}_n into fine-tuned $\mathcal{A}_n^{\text{ft}}$ following a standard fine-tuning process [44]. For an arbitrary input X_n^{input} , now the server could provide the prediction service as:

$$Y_n^{\text{input}} = W_0 X_n^{\text{input}} + A_n^{1,\text{ft}} A_n^{2,\text{ft}} X_n^{\text{input}}, \forall n \in \mathcal{N}, \quad (9)$$

where Y_n^{input} is the prediction result after fine-tuning.

D. Security Analysis

Here, we preliminarily evaluate the security of PrivTuner. On the server side, the foundational model is retained by itself, with only prediction results shared with external devices, thus safeguarding model privacy. On the mobile device side, private data is encrypted prior to transmission, ensuring there is no data exposure during fine-tuning, even in adversarial contexts. Losses are in plaintext but do not compromise privacy, as the server only handles ciphertext results. We will delve deeper into potential attacks on FHE cryptosystems in Section V-C.

V. CONSUMPTION AND PRIVACY PROTECTION MODELLING

This section models the consumption and privacy protection within PrivTuner. Sec. V-A and Sec. V-B model the energy consumption on mobile devices and the server. Sec. V-C analyzes privacy protection against cryptographic attacks.

A. Consumption on Mobile Devices

The consumption on mobile devices is mainly caused by the encryption operation in (3) and the transmission of encrypted data. For ease of analysis, we set coefficient moduli q in FHE to fixed large values to ensure sufficient arithmetic depth, while polynomial degrees λ are allowed to be adjusted as needed.

Encryption Time. Let D_n be the total number of samples in data X_n^{ft} , and s_n be the number of tokens per sample that need to be encrypted. Then the encryption time T_n^{en} is:

$$T_n^{\text{en}} = \frac{y_1(\lambda_n)D_n s_n}{g_n}, \quad \forall n \in \mathcal{N}, \quad (10)$$

where $y_1(\lambda_n)$ denotes the required CPU cycles for encrypting per token under the polynomial modulus λ_n , and g_n is the allocated computing capacity on device n .

Encryption Energy. Following [59], we further define the energy consumption for encryption as follows:

$$E_n^{\text{en}} = \kappa y_1(\lambda_n) s_n D_n g_n^2, \quad \forall n \in \mathcal{N}, \quad (11)$$

where κ is the effective switched capacitance that indicates the energy efficiency of the computation.

For the transmission periods, since the ciphertext data \tilde{X}_n^{ft} is usually much larger than the plaintext loss L_n , we focus on the transmission of the previous one. Following [10], we adopt Frequency Division Multiple Access (FDMA) for wireless transmission. In this context, the total available bandwidth is represented as B^{total} . The bandwidth allocated to user n is B_n and we have $\sum_{n=1}^N B_n \leq B^{\text{total}}$. According to the Shannon formula, we could obtain the uplink transmission rate r_n from user n to the server as follows:

$$r_n = B_n \log_2 \left(1 + \frac{p_n h_n}{N_0 B_n} \right), \quad \forall n \in \mathcal{N}, \quad (12)$$

where B_n is the bandwidth as noted, p_n is the transmission power of user n , h_n is the channel attenuation from user n to the server, and N_0 is the noise spectral density.

Transmission Time. The transmission time is given by:

$$T_n^{\text{tr}} = \frac{d_n}{r_n}, \quad \forall n \in \mathcal{N}, \quad (13)$$

where d_n (bits) is the size of the transmitted data.

Transmission Energy. The transmission energy is:

$$E_n^{\text{tr}} = p_n T_n^{\text{tr}}, \quad \forall n \in \mathcal{N}. \quad (14)$$

B. Consumption on Server

The server in a network often houses abundant communication resources. Hence, our focus is primarily on the computational consumption of the server, i.e., the encrypted prediction process in Step 3 of Algorithm 1.

Given that the prediction is supported by FHE, the computational demands on ciphertexts are inherently higher than those on plaintexts. This motivates the need to model and analyze the consumption metrics for further optimization. Unfortunately, a critical challenge we have to face is:

Challenge 1. *How to quantitatively measure the time and energy consumption for predictions when different computations are performed on ciphertexts?*

Inspired by [60], we estimate the total time and energy required for predictions by calculating the number of CPU cycles

needed for various operations on ciphertexts. Specifically, we give the following definition:

Definition 1. *The major operations involved in model prediction are addition, multiplication and rotation, accompanied by other customized operations, e.g., bootstrapping. Hence, the total number of CPU cycles C^{total} could be measured by:*

$$C^{\text{total}} = C^{\text{add}} + C^{\text{mul}} + C^{\text{rot}} + C^{\text{other}}, \quad (15)$$

where C^{add} accounts for the CPU cycles of all additions, C^{mul} for all multiplications, C^{rot} for all rotations, and C^{other} for cycles required by other operations.

Since the server knows the model structure and the utilized FHE techniques, it can roughly count the number of additions, multiplications and rotations required for prediction. Hence, with a_n , m_n and o_n denoting the count of additions, multiplications, and rotations needed per sample, we estimate CPU cycles as follows:

$$y_2(\lambda_n) = y_3(\lambda_n)a_n + y_4(\lambda_n)m_n + y_5(\lambda_n)o_n + C_n^{\text{other}}, \quad \forall n \in \mathcal{N}, \quad (16)$$

where $y_2(\lambda_n)$ denotes the total CPU cycles under λ_n . Besides, $y_3(\lambda_n)$, $y_4(\lambda_n)$ and $y_5(\lambda_n)$ correspond to cycles for each addition, multiplication and rotation, respectively. C_n^{other} represents CPU cycles for other operations. The expressions of $y_3(\lambda_n)$, $y_4(\lambda_n)$ and $y_5(\lambda_n)$ are discussed in Sec. VI-B.

Computation Time. Given $y_2(\lambda_n)$ as the required CPU cycles for the prediction process in step 2 of Algorithm 1, and let c_n be the CPU cycles for adapter updating in step 4 of Algorithm 1, the total computation time on the server for device n is defined as:

$$T_n^{\text{cmp}} = \frac{y_2(\lambda_n)D_n}{f_n}, \quad \forall n \in \mathcal{N}, \quad (17)$$

where D_n is the number of samples and f_n denotes the allocated frequency to device n on the server.

Computation Energy. The computation energy is :

$$E_n^{\text{cmp}} = \kappa y_2(\lambda_n) D_n f_n^2, \quad \forall n \in \mathcal{N}. \quad (18)$$

C. Privacy Protection Level

To assess defenses against adversaries in FHE, we employ a metric of **security level** [61], defined as the estimated number of operations (in bits) required to breach the cryptographic security. We consider three attack types: uSVP [62], BDD [63], and hybrid dual [64]. The privacy protection of an FHE setting (λ, q) is determined by the minimum security level across these attacks, each measured by the LWE-estimator [65].

However, owing to the intricacy of the computational model used by the LWE-estimator, directly quantifying the impact of an FHE setting on privacy protection is challenging. Recall that g_n for each device n has been fixed for ease of analysis, we define a function $y_5(\cdot)$ to describe the relationship between λ_n and privacy protection \mathcal{S}_n :

$$\mathcal{S}_n = y_5(\lambda_n), \quad \forall n \in \mathcal{N}, \quad (19)$$

where $y_5(\lambda_n)$ is discussed in Sec. VI-B. We also consider that different devices could have different privacy concerns. With σ_n serving as a weight parameter denoting the concern for

the privacy protection of device n , the overall privacy level is quantified as the sum of the individual ones of each device:

$$\mathcal{S}^{\text{total}} = \sum_{n=1}^N \sigma_n \mathcal{S}_n. \quad (20)$$

VI. PROBLEM FORMULATION

In this section on problem formulation, Sec. VI-A presents a joint optimization problem to balance energy and privacy. Then, in Sec. VI-B, the expressions of functions used in the optimization problem are specified. Finally, in Sec. VI-C, we discuss the challenges of solving the optimization problem.

A. The Studied Optimization Problem

The proposed PrivTuner enhances security but also results in considerable energy consumption, especially for mobile devices with limited resources. Therefore, one of our goals is to minimize the overall energy consumption:

$$\sum_{n=1}^N (E_n^{\text{en}} + E_n^{\text{tr}} + E_n^{\text{cmp}}). \quad (21)$$

Concurrently, we also aim to maximize the privacy protection of the overall system, which can be expressed as:

$$\sum_{n=1}^N \sigma_n \mathcal{S}_n. \quad (22)$$

Synthesizing the above two objectives (21) and (22), a joint optimization problem can be formulated as follows:

$$\mathbb{P}_0 : \min_{\mathbf{f}, \mathbf{g}, \mathbf{p}, \mathbf{B}, \boldsymbol{\lambda}} \left\{ \sum_{n=1}^N (E_n^{\text{en}} + E_n^{\text{tr}} + E_n^{\text{cmp}}) - \omega \sum_{n=1}^N \sigma_n \mathcal{S}_n \right\}, \quad (23)$$

$$\text{s.t. } \sum_{n=1}^N f_n \leq f^{\text{total}}, \quad (23a)$$

$$\sum_{n=1}^N B_n \leq B^{\text{total}}, \quad (23b)$$

$$g_n \leq g_n^{\text{max}}, \forall n \in \mathcal{N}, \quad (23c)$$

$$p_n \leq p_n^{\text{max}}, \forall n \in \mathcal{N}, \quad (23d)$$

$$\lambda_n \in \{\lambda_{o1}, \dots, \lambda_{om}\}, \forall n \in \mathcal{N}, \quad (23e)$$

$$T_n^{\text{en}} + T_n^{\text{tr}} \leq T_D^{\text{max}}, \forall n \in \mathcal{N}, \quad (23f)$$

$$T_n^{\text{cmp}} \leq T_S^{\text{max}}, \forall n \in \mathcal{N}, \quad (23g)$$

where $\mathbf{f}, \mathbf{g}, \mathbf{p}, \mathbf{B}$ and $\boldsymbol{\lambda}$ are optimization variables. $\mathbf{f} = [f_1, \dots, f_N]$ is a vector containing the allocated frequency to each device at the server, $\mathbf{g} = [g_1, \dots, g_N]$ contains the frequency on each device, $\mathbf{p} = [p_1, \dots, p_N]$ denotes the transmission power of devices, $\mathbf{B} = [B_1, \dots, B_N]$ denotes the allocated bandwidth, and $\boldsymbol{\lambda} = [\lambda_1, \dots, \lambda_n]$ represents the employed polynomial degrees. Besides, ω in (23) is the weight parameter to balance the energy consumption and privacy protection. Constraints (23a) and (23c) limit the available computation frequencies allocated to device n at the server and device n , respectively. Constraints (23b) and (23d) limit the available communication resources, i.e., transmission power and bandwidth. Constraint (23e) provides m choices for the

polynomial modulus degrees: $\{\lambda_{o1}, \dots, \lambda_{om}\}$, and ranks them in ascending order. Constraints (23f) and (23g) set the maximum time budgets for both devices and the server.

B. Expressions of Functions used in the Optimization Problem

To conduct a comprehensive analysis of the solution to \mathbb{P}_0 , it is essential to specify the expressions of functions $y_1(\lambda_n)$, $y_3(\lambda_n)$, $y_4(\lambda_n)$, $y_5(\lambda_n)$, and $y_6(\lambda_n)$ (note that $y_2(\lambda_n)$ uses $y_3(\lambda_n)$, $y_4(\lambda_n)$ and $y_5(\lambda_n)$, as given in (16)). We first establish the following Condition 1 for those functions:

Condition 1. *The functions $y_1(\lambda_n)$, $y_3(\lambda_n)$, $y_4(\lambda_n)$, and $y_5(\lambda_n)$ are all convex with respect to the variable λ_n .*

Remark 1. *This assertion of convexity is based on empirical observations in [66] and our experiments in Section VIII. Convex forms simplify analysis and show satisfactory performance.*

We explored various convex forms for fitting. For $y_1(\lambda_n)$, our experiments in Section VIII suggest a quadratic expression:

$$y_1(\lambda_n) = C_0(\lambda_n + C_1)^2, \forall n \in \mathcal{N}, \quad (24)$$

where $C_0, C_1 > 0$ are constants obtained from the curve fitting experiment, to be elaborated in Section VIII.

Regarding the ciphertext addition function $y_3(\lambda_n)$ and multiplication function $y_4(\lambda_n)$, experimental findings indicate a linear growth of computation cycles with respect to λ_n :

$$y_3(\lambda_n) = C_2\lambda_n + C_3, \forall n \in \mathcal{N}, \quad (25)$$

$$y_4(\lambda_n) = C_4\lambda_n + C_5, \forall n \in \mathcal{N}, \quad (26)$$

$$y_5(\lambda_n) = C_6\lambda_n + C_7, \forall n \in \mathcal{N}, \quad (27)$$

where $C_2, C_4, C_5 > 0$, and C_3, C_5, C_7 are all constants derived from curve fitting. Their specific values are also presented in Section VIII.

For function $y_6(\lambda_n)$, we also give the following condition:

Condition 2. *The function $y_6(\lambda_n)$ is concave regarding λ_n .*

Remark 2. *The concavity not only facilitates the solution but also means diminishing marginal gains, a characteristic commonly seen in diverse practical applications [67].*

Via experiments in Section VIII, we find constants $C_8 > 0$ and C_9 to curve-fit the privacy protection function $y_6(\lambda_n)$:

$$y_6(\lambda_n) = C_8\lambda_n + C_9, \forall n \in \mathcal{N}. \quad (28)$$

C. Challenges of Solving the Optimization Problem \mathbb{P}_0 of (23)

\mathbb{P}_0 is difficult to solve due to the following two challenges:

1) *NP-Hardness:* The optimization variables in problem \mathbb{P}_0 form a highly coupled, inseparable mixed-integer non-linear programming (MINLP) problem, with discrete variable $\boldsymbol{\lambda}$ and continuous variables $(\mathbf{f}, \mathbf{g}, \mathbf{p}, \mathbf{B})$, making it NP-hard.

2) *Non-Convexity:* The terms E_n^{en} and E_n^{tr} in the objective function (23) include non-convex products, while the term E_n^{tr} incorporates non-convex divisions, which can be verified by their Hessian matrices. In addition, T_n^{en} in constraint (23f) and T_n^{tr} in (23g) are also non-convex ratios. The above non-convex terms result in the overall non-convexity of \mathbb{P}_0 .

VII. ALGORITHM DESIGN

This section introduces an iterative algorithm devised to solve \mathbb{P}_0 by alternately optimizing two different sets of variables. Each iteration comprises two stages below:

- Stage 1: Given fixed (\mathbf{p}, \mathbf{B}) , optimize $(\mathbf{f}, \mathbf{g}, \boldsymbol{\lambda})$.
- Stage 2: Given obtained $(\mathbf{f}, \mathbf{g}, \boldsymbol{\lambda})$, optimize (\mathbf{p}, \mathbf{B}) .

Stage 1 in Section VII-A optimizes computation energy and privacy protection while transmission-related variables are fixed. Stage 2 in Section VII-B further optimizes the remaining variables based on the outcomes from Stage 1. The overall RA algorithm and its analysis are detailed in Section VII-C.

A. Stage 1: Optimization in Computation Energy and Privacy Protection Level

In Stage 1, we first focus on the optimization of $(\mathbf{f}, \mathbf{g}, \boldsymbol{\lambda})$ to optimize computation energy consumption and privacy protection level. Given fixed (\mathbf{p}, \mathbf{B}) , the original problem \mathbb{P}_0 could be simplified into \mathbb{P}_1 :

$$\mathbb{P}_1 : \min_{\mathbf{f}, \mathbf{g}, \boldsymbol{\lambda}} \sum_{n=1}^N \left(\kappa y_1(\lambda_n) D_n s_n g_n^2 + \kappa y_2(\lambda_n) D_n f_n^2 \right) - \omega \sum_{n=1}^N \sigma_n y_6(\lambda_n), \quad (29)$$

s.t. (23a), (23c), (23e)

$$\frac{y_1(\lambda_n) D_n s_n}{g_n} + T_n^{\text{tr}} \leq T_D^{\text{max}}, \quad \forall n \in \mathcal{N}, \quad (29a)$$

$$\frac{y_2(\lambda_n) D_n}{f_n} \leq T_S^{\text{max}}, \quad \forall n \in \mathcal{N}. \quad (29b)$$

Since we aim to minimize the computation energy consumption in (29), computing capacities \mathbf{f}, \mathbf{g} need to be minimized as much as possible, i.e., the time budgets T_D^{max} and T_S^{max} in (29a) and (29b) will be exhausted. Thus, we can actually make constraints (29a) and (29b) into equations and obtain the solution of \mathbf{f}, \mathbf{g} as functions with regard to $\boldsymbol{\lambda}$:

$$\bar{g}_n(\lambda_n) = \frac{y_1(\lambda_n) D_n s_n}{T_D^{\text{max}} - T_n^{\text{tr}}}, \quad \forall n \in \mathcal{N}, \quad (30a)$$

$$\bar{f}_n(\lambda_n) = \frac{y_2(\lambda_n) D_n}{T_S^{\text{max}}}, \quad \forall n \in \mathcal{N}. \quad (30b)$$

It is evident that $\bar{f}_n(\lambda_n)$ in (30a) and $\bar{g}_n(\lambda_n)$ in (30b) are both monotonically increasing of λ_n . Furthermore, their convexity is also established by verifying their Hessian matrices. Thus, constraints (23a) and (23c) are equivalent to:

$$\sum_{n=1}^N \bar{f}_n(\lambda_n) \leq f^{\text{total}}, \quad (31a)$$

$$\lambda_n \leq \lambda_n^{\text{max}} = \sqrt{\frac{(T_D^{\text{max}} - T_n^{\text{tr}}) g_n^{\text{max}}}{C_1 D_n s_n}} - C_2. \quad (31b)$$

Substituting (30a), (30b), (31a) and (31b) into problem \mathbb{P}_1 , we can obtain an equivalent problem \mathbb{P}_2 with only one variable $\boldsymbol{\lambda}$:

$$\mathbb{P}_2 : \min_{\boldsymbol{\lambda}} \sum_{n=1}^N \kappa y_1(\lambda_n) D_n s_n \bar{g}_n^2(\lambda_n) - \omega \sum_{n=1}^N \sigma_n y_5(\lambda_n) + \sum_{n=1}^N \kappa y_2(\lambda_n) D_n \bar{f}_n^2(\lambda_n), \quad (32)$$

s.t. (23e), (31a), (31b).

Until now, \mathbb{P}_2 becomes an Integer Programming (IP) problem. Hence, we employ a **Branch and Bound (B&B) algorithm** [68] to solve it effectively. The whole progress to utilize the B&B algorithm to solve \mathbb{P}_2 is generalized in **Algorithm 2**.

Algorithm 2: B&B Algorithm for problem \mathbb{P}_2

Input: INLP Problem \mathbb{P}_2 with objective function $f_{\mathbb{P}}()$
Output: Optimal solution $\boldsymbol{\lambda}^*$.

- 1 Relax the integer constraint (23e) of \mathbb{P}_2 to create \mathbb{P}_3 ;
- 2 Set $\mathcal{L} = \{\mathbb{P}_3\}$ and $f_{\mathbb{P}}(\boldsymbol{\lambda}^*) = \infty$;
- 3 **while** $\mathcal{L} \neq \emptyset$ **do**
- 4 Select a problem $P(0)$ from \mathcal{L} to explore;
- 5 Call (55) to solve $P(0) \rightarrow \boldsymbol{\lambda}'$;
- 6 **if** $\boldsymbol{\lambda}'$ satisfies (23e) **and** $f_{\mathbb{P}}(\boldsymbol{\lambda}') < f_{\mathbb{P}}(\boldsymbol{\lambda}^*)$ **then**
- 7 Update $\boldsymbol{\lambda}^* \leftarrow \boldsymbol{\lambda}'$;
- 8 **else if** $\boldsymbol{\lambda}'$ is infeasible **or** $f_{\mathbb{P}}(\boldsymbol{\lambda}') \geq f_{\mathbb{P}}(\boldsymbol{\lambda}^*)$ **then**
- 9 Fathom $P(0)$ from \mathcal{L} ;
- 10 **else**
- 11 Branch $P(0)$ into $P(1), P(2)$;
- 12 $\mathcal{L} = \mathcal{L} \cup \{P(1), P(2)\}$;
- 13 Fathom $P(0)$ from \mathcal{L} ;
- 14 **end**
- 15 **for** P in $\{P(1), P(2)\}$ **do**
- 16 Call (55) to solve $P \rightarrow \boldsymbol{\lambda}'$;
- 17 **if** $f_{\mathbb{P}}(\boldsymbol{\lambda}') < f_{\mathbb{P}}(\boldsymbol{\lambda}^*)$ **then**
- 18 Fathom P from \mathcal{L} ;
- 19 **end**
- 20 **end**
- 21 **end**

Since the B&B algorithm is already well-researched, we do not give details here, but the key operations in Algorithm 2: *Problem Relaxation* (Line 2), *Solution of the Relaxed Problem* (Line 6) and *Branch* (Line 12), are detailed in **Appendix A**.

With obtained optimal $\boldsymbol{\lambda}^*$ from Algorithm 2, the optimal \mathbf{f}^* and \mathbf{g}^* can also be derived from (30a) and (30b):

$$f_n^* = \frac{y_1(\lambda_n^*) D_n s_n}{T_D^{\text{max}} - T_n^{\text{tr}}}, \quad \forall n \in \mathcal{N}, \quad (33)$$

$$g_n^* = \frac{y_2(\lambda_n^*) D_n}{T_S^{\text{max}}}, \quad \forall n \in \mathcal{N}. \quad (34)$$

B. Stage 2: Optimization in Transmission Energy

In Stage 2, we focus on optimizing transmission-related variables (\mathbf{p}, \mathbf{B}) to minimize the transmission energy consumption. With given $(\mathbf{f}, \mathbf{g}, \boldsymbol{\lambda})$, problem \mathbb{P}_0 could be simplified into \mathbb{P}_4 :

$$\mathbb{P}_4 : \min_{\mathbf{p}, \mathbf{B}} \sum_{n=1}^N \frac{p_n d_n}{r_n}, \quad (35)$$

s.t. (23d), (23b),

$$r_n^{\text{min}} \leq r_n, \quad \forall n \in \mathcal{N}, \quad (35a)$$

where $r_n^{\text{min}} = \frac{d_n}{T_S^{\text{max}} - T_n^{\text{tr}}}$. However, problem \mathbb{P}_4 is a difficult sum-of-ratio problem as validated by Lemma 1:

Lemma 1. For problem \mathbb{P}_4 , we have:

- Rate r_n is jointly concave with respect to (p_n, B_n) ;
- $\frac{p_n d_n}{r_n}$ in (35) is a jointly pseudoconvex ratio.

Proof. We calculate the Hessian matrix of r_n :

$$H = \begin{bmatrix} -\frac{h_n^2}{B_n N_0^2 (1 + \frac{p_n h_n}{N_0 B_n})^2 \ln 2} & \frac{p_n^D h_n^2}{B_n^2 N_0^2 (1 + \frac{p_n h_n}{N_0 B_n})^2 \ln 2} \\ \frac{p_n h_n^2}{B_n^2 N_0^2 (1 + \frac{p_n h_n}{N_0 B_n})^2 \ln 2} & -\frac{p_n^2 h_n^2}{B_n^3 N_0^2 (1 + \frac{p_n h_n}{N_0 B_n})^2 \ln 2} \end{bmatrix}$$

H is a negative semidefinite matrix, proving r_n is jointly concave with (p_n^D, B_n) . The numerator $p_n d_n$ is an affine function. Thus, $\frac{p_n d_n}{r_n}$ is deemed as a pseudoconvex ratio according to Page 245 of the book [69]. Lemma 1 is proved. \square

Remark 3. Based on Lemma 1, term $\frac{p_n d_n}{r_n}$ is identified as jointly pseudoconvex. However, the sum of pseudoconvex functions may not retain pseudoconvexity, complicating the resolution of sum-of-ratio problems [70].

To efficiently tackle problem \mathbb{P}_4 , we utilize an advanced fractional programming method [71] to transform it into an equivalent problem \mathbb{P}_5 :

$$\mathbb{P}_5 : \min_{\mathbf{p}, \mathbf{B}} \sum_{n=1}^N \left((p_n d_n)^2 z_n + \frac{1}{4(r_n)^2 z_n} \right), \quad (36)$$

s.t. (23d), (23b), (35a).

where $\mathbf{z} := [z_1, \dots, z_N]$ is the introduced auxiliary variable. It is worth noting that problem \mathbb{P}_5 is a convex problem now and can be solved by analyzing its KKT Conditions. The process of utilizing this method to update \mathbf{z} and solve \mathbb{P}_5 is listed in **Algorithm 3**. It starts by calculating the initial values of auxiliary variables $\mathbf{z}^{(0)}$, then alternatively refines (\mathbf{p}, \mathbf{B}) and \mathbf{z} until convergence or reaching maximum iteration number I .

Algorithm 3: Fractional Programming Method

Input: Initial feasible solution $(\mathbf{p}^{(0)}, \mathbf{B}^{(0)})$;
Maximum iteration number I ;
Error parameter $\epsilon \in (0, 1)$.
Output: Optimal solution $(\mathbf{p}^*, \mathbf{B}^*)$.

1 **Function** *Fractional_Programming*($\mathbf{p}^{(0)}, \mathbf{B}^{(0)}, I, \epsilon$):

2 Compute initial values of $\mathbf{z}^{(0)}$, where:

$$z_n^{(0)} = \frac{1}{2p_n^{(0)} d_n r_n (p_n^{(0)}, B_n^{(0)})},$$

3 Set iteration counter $i = 1$.

4 **while** $i \leq I$ and not convergence **do**

5 Solve \mathbb{P}_5 to obtain $(\mathbf{p}^{(i)}, \mathbf{B}^{(i)})$ according to **Theorem 1** on page 9 with given $\mathbf{z}^{(i-1)}$.

6 Update auxiliary variables $\mathbf{z}^{(i)}$, where:

$$z_n^{(i)} = \frac{1}{2p_n^{(i)} d_n r_n (p_n^{(i)}, B_n^{(i)})}, \quad \forall n \in \mathcal{N}.$$

7 If $|\mathbf{z}^{(i)} - \mathbf{z}^{(i-1)}| \leq \epsilon$, the algorithm terminates.

8 Let $i \leftarrow i + 1$.

9 **end**

10 **end**

Until now, what we need to focus on is how to solve problem \mathbb{P}_4 when \mathbf{z} is already given based on Algorithm 3. We provide the following Theorem 1 to obtain the optimal $(\mathbf{p}^*, \mathbf{B}^*)$:

Theorem 1. The optimal solution (p_n^*, B_n^*) of problem \mathbb{P}_4 can be computed by suitably defined functions $\bar{B}_n(\cdot, \cdot)$ and $\bar{p}_n(\cdot, \cdot)$ such that:

$$B_n^* = \bar{B}_n(\beta^*, \gamma_n^*) \quad (\text{i.e., (63)}), \quad (37)$$

$$p_n^* = \bar{p}_n(B_n^*, \gamma_n^*) \quad (\text{i.e., (64)}), \quad (38)$$

where γ_n^* is obtained from (61) and β^* is the solution to (62).

Proof. The proof of Theorem 1 is in Appendix B. \square

C. A Review of Proposed Resource Allocation Algorithm

The overall joint resource allocation algorithm is presented in Algorithm 4. It starts by initializing a feasible solution, and then alternatively optimizing $(\mathbf{f}, \mathbf{g}, \boldsymbol{\lambda})$ and (\mathbf{p}, \mathbf{B}) until convergence or reaching maximum iteration number.

Algorithm 4: Joint Resource Allocation Algorithm

Input: Initial $sol^{(0)} = (\mathbf{p}^{(0)}, \mathbf{B}^{(0)}, \mathbf{f}^{(0)}, \mathbf{g}^{(0)}, \boldsymbol{\lambda}^{(0)})$;
Maximum iteration number J ;
Error parameter $\epsilon \in (0, 1)$.
Output: Optimal solution $sol^* = (\mathbf{p}^*, \mathbf{B}^*, \mathbf{f}^*, \mathbf{g}^*, \boldsymbol{\lambda}^*)$.

1 **Function** *Joint_Optimization* ($sol^{(0)}, J, \epsilon$):

2 Set iteration counter $j = 1$.

3 **while** $j \leq J$ and not convergence **do**

4 Given $(\mathbf{p}^{(j-1)}, \mathbf{B}^{(j-1)})$, solve problem \mathbb{P}_5 based on Algorithm 2, (33) and (34) to obtain $(\mathbf{f}^{(j)}, \mathbf{g}^{(j)}, \boldsymbol{\lambda}^{(j)})$.

5 Given $(\mathbf{f}^{(j)}, \mathbf{g}^{(j)}, \boldsymbol{\lambda}^{(j)})$, solve \mathbb{P}_5 based on Algorithm 3 and Theorem 1 to obtain $(\mathbf{p}^{(j)}, \mathbf{B}^{(j)})$.

6 Update the solution:

$$sol^{(j)} \leftarrow (\mathbf{p}^{(j)}, \mathbf{B}^{(j)}, \mathbf{f}^{(j)}, \mathbf{g}^{(j)}, \boldsymbol{\lambda}^{(j)}).$$

7 If $|sol^{(j)} - sol^{(j-1)}| \leq \epsilon$, the algorithm terminates.

8 Set $j \leftarrow j + 1$.

9 **end**

10 **end**

Time Complexity. We provide a time complexity analysis of Algorithm 4 focusing on the number of devices N . The complexity primarily stems from two stages in each iteration: Lines 4 and 5. Line 4 is to solve for $(\mathbf{f}, \mathbf{g}, \boldsymbol{\lambda})$ by calling the B&B algorithm, (33) and (34). In B&B algorithms, with m branches from each node and N as the solution depth, the worst-case computational complexity is $\mathcal{O}(m^N)$, as same as the brute force. However, the pruning operation effectively reduces the actual computation time. If we utilize K as the estimated running times, and each solution actually takes $\mathcal{O}(N)$, the total time complexity could be regarded as $\mathcal{O}(3KN)$. The solution of (\mathbf{p}, \mathbf{B}) in (33) and (34) takes $\mathcal{O}(2N)$. Line 5 is to alternatively update (\mathbf{z}) and (\mathbf{p}, \mathbf{B}) by calling Algorithm 3 and Theorem 1. Theorem 1 incurs a complexity of $\mathcal{O}(3N)$ from the calculation of multipliers and solutions. For Algorithm 3, given maximum iteration number I , Line 2 and Lines 4-9 contribute $\mathcal{O}(N)$ and $\mathcal{O}(I(4N))$, respectively. Hence, the total complexity of Line 5 is $\mathcal{O}(4(I+1)N)$. Finally, with the maximum iteration number J , we can conclude the overall time complexity of Algorithm 4 is $\mathcal{O}(J(3K + 4I + 6)N)$.

Solution Quality and Convergence. Algorithm 4 iteratively optimizes two sets of variables, $(\boldsymbol{\lambda}, \mathbf{f}, \mathbf{g})$ and (\mathbf{p}, \mathbf{B}) , by alternatively solving problems \mathbb{P}_2 and \mathbb{P}_5 . Algorithm 2 ensures the

global optimum for \mathbb{P}_2 . Algorithm 3 and Theorem 1 guarantee global optima to \mathbb{P}_5 . Consequently, while Algorithm 4 does not guarantee a globally optimal solution to the original problem \mathbb{P}_0 , it does secure the global optimality of each subproblem’s solution. The precision parameter ϵ in Algorithm 4 ensures that the solution converges to the desired level of accuracy. The convergence is also clear from the above analysis.

VIII. EXPERIMENTS

A. Macrobenchmark

We implement the CKKS-supported BERT-Tiny in C++ and Python, utilizing the OpenFHE [72] library. Specifically, we evaluate the experiments on a Linux x86_64 machine equipped with Intel(R) Xeon(R) Gold 5218R CPU@2.10GHz. In addition, we also use HEXL [73] to accelerate OpenFHE. Following Rovida *et al.* [29], we configure the polynomial degree $\lambda = 2^{15}$, coefficient modulus $q = 1767$ bits, with a precision factor of 55 bits. We evaluated the model accuracy on three GLUE datasets: SST-2, MRPC and RTE. The batch size is set as 32; the learning rate is 1×10^{-5} , and the training epoch is 10. The accuracy performance is reported in Table I. Besides, we also provide a computation runtime breakdown when doing inference on one sample of 8 tokens from the SST-2 dataset, which is as shown in Table II.

TABLE I: Test performance on different GLUE datasets.

Dataset	BERT-Tiny	FHE-BERT-Tiny	Loss ↓
SST-2 (Acc.)	0.823	0.790	0.033
MRPC (Acc.)	0.703	0.675	0.028
WNLI (Acc.)	0.601	0.564	0.037
CoLA (Acc., M Corr.)	0.691, 0	0.691, 0	0.000, 0

TABLE II: A computation runtime breakdown for inference.

Operation	Time Consumption (s)
Encryption (client)	0.7106
Prediction (server)	163.3211
Decryption (client)	0.0119
Total	164.0436

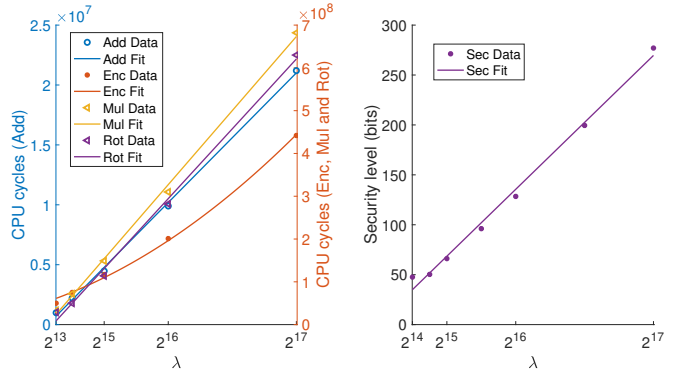
Besides, since we aim to optimize the polynomial degree λ in CKKS to balance the overhead and security, we also report the runtime and security level under different λ . From Table III, we can see that a higher λ increases the runtime obviously, but also benefits the security level. We also want to emphasize that even if the overall runtime is often hundreds of seconds, the primary bottleneck lies in the server-side encrypted predictions. In contrast, client-side tasks are limited to encryption and decryption, keeping the computational demands relatively manageable for mobile devices (Table II).

B. Curve Fitting

Here, we test the number of CPU cycles required for different operations: encryption, addition, multiplication and rotation. It is also worth noting that CKKS is not the only option, and our analysis can be adapted to other FHE mechanisms.

TABLE III: Runtime and security level under different λ .

Method	λ	Runtime	Security Level
FHE-BERT-Tiny	2^{15}	164.04 s	66.1
	2^{16}	330.13 s	128.4
	2^{17}	719.64 s	277.0
PEFT (LoRA)	-	0.067 s	0 (unprotected)



(a) The CPU cycles for each Addition (Add), Encryption (Enc), Multiplication (Mul) and Rotation (Rot) under different λ . (b) Privacy protection level measured by the LWE-estimator under different λ from Table IV and the fitting performance.

Fig. 3: Fitting results under different polynomial degrees λ .

Specifically, we measure the number of required CPU cycles by obtaining the average running time and computation frequency. The curve fitting results are shown in Fig. 3(a). To fit the privacy protection level, we run the LWE-estimator under three attacks and give the results in Table IV. The minimum one of three attacks is adopted as the corresponding privacy protection. Fig. 3(b) presents the curve fitting performance.

TABLE IV: Estimated running times (in bits) for three attacks under different λ with $q = 1767$ bits in CKKS.

Polynomial modulus λ	uSVP [62]	BDD [63]	hybrid dual [64]
16384	47.6	47.6	48.6
24576	50.5	50.3	50.9
32768	66.3	66.1	66.6
49152	96.1	96.1	96.7
65536	128.5	128.4	129.4
98304	199.7	199.5	200.7
131072	277.0	296.6	278.1

The fitted functions and corresponding constants obtained from the curve fitting are listed in Table V.

TABLE V: Result of fitted functions.

Functions	Expressions of fitted functions
Encryption	$C_0(\lambda + C_1)^2$, where $C_0 = 0.012$, $C_1 = 6.45 \times 10^4$
Addition	$C_2\lambda + C_3$, where $C_2 = 165.15$, $C_3 = -6.34 \times 10^5$
Multiplication	$C_4\lambda + C_5$, where $C_4 = 5282.55$, $C_5 = -1.91 \times 10^7$
Rotation	$C_6\lambda + C_7$, where $C_6 = 4979.69$, $C_7 = -3.19 \times 10^7$
Security level	$C_8\lambda + C_9$, where $C_8 = 0.0020$, $C_9 = 1.4789$

C. Parameter Settings

We provide a detailed description of the experiments' default parameter settings. The total number of mobile devices N is 10. The number of polynomial degree options M is 3 and we have $\{\lambda_{o1}, \lambda_{o2}, \lambda_{o3}\} = \{2^{15}, 2^{16}, 2^{17}\}$. The number of samples D_n is 16, and the number of tokens s_n for encryption is 10. The estimated number of additions a_n , multiplications m_n , and rotations o_n required for prediction are set to 1660, 260 and 1460 (Please see Appendix B for details).

The number of CPU cycles C_n^{other} for other operations is set as 10^9 . The size of encrypted data for transmission d_n is 3×10^9 bits. The privacy concern c_n of each device is randomly selected from $\{10, 5, 1\}$, and the weight parameter ω for the overall privacy level is set to 1 (unless configured otherwise).

Then, we introduce settings regarding computation and communication resources. The total server computation capacity f^{total} is 20 GHz. The maximum device frequency g_n^{max} is 3 GHz. The path loss model is $128.1 + 37.6 \log(\text{distance})$, with an 8 dB standard deviation for shadow fading, and the unit of distance is kilometer. The noise power spectral density N_0 is -174 dBm/Hz. The effective switched capacitance κ is 10^{-28} . The total available bandwidth B^{total} is 10 MHz. The maximum device transmission power p_n^{max} is 20 dBm. The maximum time budget on devices T_D^{max} is 1000 s, and the time budget on the server T_S^{max} is set as 3000 s (unless configured otherwise).

D. Comparison with Benchmarks on Energy Optimization

In this subsection, we mainly explore the proposed algorithm's performance in terms of energy optimization. We first introduce three benchmarks as follows:

- 1) **Average Allocation:** In this case, we set up the resources of the server and mobile devices fairly. Specifically, we set each f_n, g_n, p_n, B_n as $f^{\text{total}}/N, g_n^{\text{max}}/2, p_n^{\text{max}}/2, B^{\text{total}}/N$, respectively. Besides, the choices of λ are all set to λ_{o1} .
- 2) **Optimize f, g only:** Here we fix each p_n, B_n and λ_n be $p_n^{\text{max}}/2, B^{\text{total}}/N$ and λ_{o1} , respectively. Then, we only optimize variables f, g as discussed in Sec. VII-A.
- 3) **Optimize p, B only:** Here we configure each f_n, g_n and λ_n as $f^{\text{total}}/N, g_n^{\text{max}}/2$ and λ_{o1} , respectively. Then, we only optimize variables p, B as discussed in Sec. VII-B.

For a fair comparison, we temporarily set the weight parameter ω for privacy protection in the proposed algorithm to 0, i.e., all λ_n are also λ_{o1} . Then we conduct simulations under the following scenarios with different resources or budgets.

Total Bandwidth. Here we vary the total available bandwidth B^{total} from 5 MHz to 25 MHz. In Fig. 4(a), larger available bandwidth means higher transmission rates, thus reducing uplink transmission latency and energy consumption. In addition, our proposed method always retains the best optimization performance compared with all benchmarks.

Transmission Power. Here we vary all the mobile devices' maximum transmission powers p_n^{max} from 10 dBm to 30 dBm. In Fig. 4(b), a higher p_n^{max} induces larger energy consumption if not optimized. It is worth noting that the optimization of "Optimize p, B only" and our proposed method remains stable

since the optimal power solution has already been found and increasing the search range does not bring changes.

Total Server Frequency. Here we vary the total server CPU frequency f^{total} from 10 GHz to 14 GHz. Since the optimal frequencies need to be minimized to bring lower energy, we can see from Fig. 4(c) that curves of "Optimize f, g only" and our proposed method do not change as f^{total} increases.

Mobile Device Frequency. Here we vary all mobile devices' maximum frequencies g_n^{max} from 1 GHz to 5 GHz. Intuitively, a trend similar to that in Fig. 4(c) can be observed in Fig. 4(d) since devices' frequencies also need to be minimized. Our proposed method still outperforms other benchmarks.

Time Budget on Devices. Here we configure the time budget on devices T_D^{max} from 1000 s to 3000 s. A higher T_D^{max} allows mobile devices to adopt lower computation frequencies and transmission powers to further decrease energy consumption. Hence, a slower downward trend can be observed in Fig. 4(e).

Time Budget on Server. Here we vary the time budget on server T_S^{max} from 2000 s to 6000 s. A higher T_S^{max} allows the server to allocate lower computation frequencies f to mobile devices, thus decreasing energy consumption. Thereafter, the energy optimization of our proposed method and "Optimize f, g only" decreases as T_S^{max} grows.

E. Impact of Weight Parameter on Energy and Privacy

Now we check how the weight parameter ω affects the tradeoff between energy and overall privacy level. We also detail the choices of λ by devices with different levels of privacy protection c_n . Specifically, we raise time budgets T_D^{max} and T_S^{max} to 1500 s and 5000 s, and we adjust ω from 1 to 10. The experimental results are reported in Fig. 5(a) and (b).

Fig. 5(a) shows that as ω increases, both energy consumption and privacy level rise. This trend happens because a higher ω makes overall privacy level more significant in the joint optimization. As a result, our method tends to use a larger λ to improve privacy, sacrificing energy optimization performance.

Fig. 5(b) shows how devices with different privacy concerns select λ . Recall that we categorize devices into three levels of privacy concern c_n from $\{10, 5, 1\}$, and we select one device from each level to analyze how they adjust λ_n as ω varies. They all demonstrate a step-wise increase in λ_n as ω increases, and devices with higher c_n values tend to choose larger λ_n , aligning with their greater contribution to overall privacy.

IX. DISCUSSION & CONCLUSION

Privacy of Adapters. One potential concern for PrivTuner is that the adapter may leak some information about data. We use unencrypted adapters to facilitate the following inference services after fine-tuning. Given this limitation, we adopt an honest but curious security model, where the server is assumed to refrain from malicious actions (e.g., data reconstruction attacks). Besides, adapters are much smaller than the foundation model and contain far less information. We also consider potential solutions in future work, including fine-tuning in a trustworthy environment [74], [75], or using MPC techniques [76], [77] to

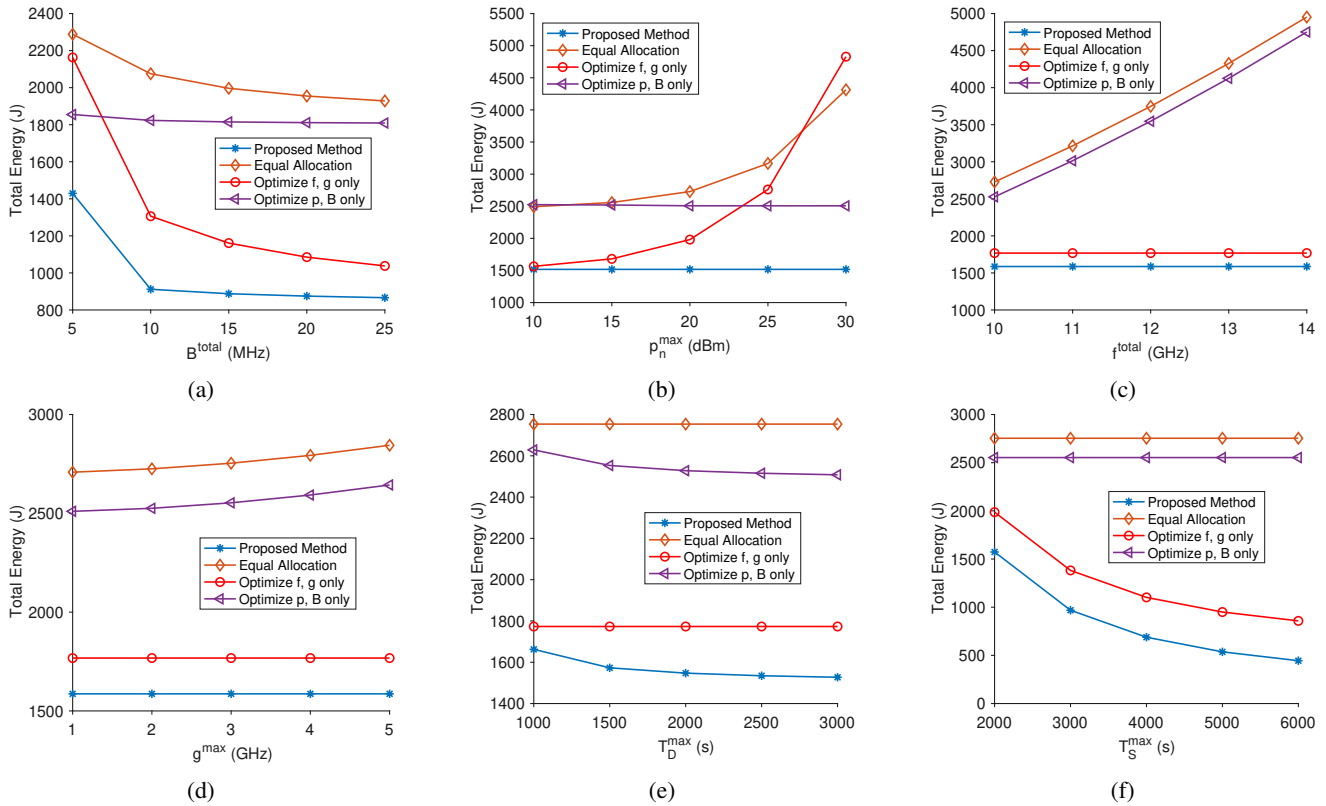
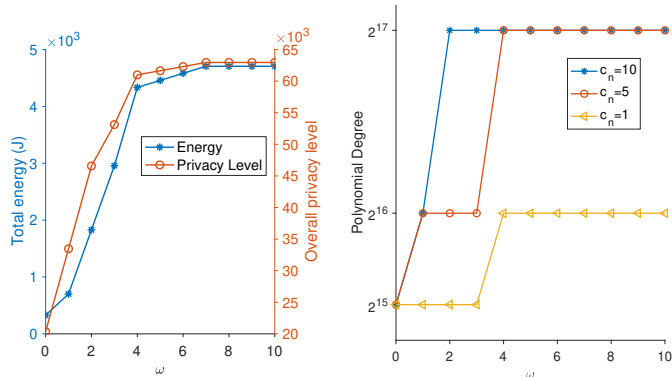


Fig. 4: Comparison with benchmarks on energy optimization under different resource budgets.



(a) Total Energy E^{total} and overall privacy level S^{total} under different weight parameter ω . (b) Choices of polynomial degree λ_n by devices with different privacy concern $c_n = \{10, 5, 1\}$.

Fig. 5: Optimization performance and choices of polynomial degrees λ_n under different weight parameters ω .

distribute updates across multiple servers without any single server having full adapter information.

Malicious Security. Supporting malicious security poses challenges for our proposed PrivTuner. If either the server or the client maliciously deviates from the protocol (e.g., by intentionally sending incorrect data), then the fine-tuning process may be compromised. However, even under a malicious adversary model, PrivTuner maintains security by isolating client and server roles. A malicious client gains no extra model information and only risks its own process if deviating, while a

malicious server cannot deduce true labels from plaintext loss due to encrypted predictions. Additionally, client-specific FHE secret keys prevent the server from gaining further information through collusion. In future work, we will explore how to adapt advanced strategies from current malicious secure studies [78], [79] to further enhance the robustness of PrivTuner.

Accelerate FHE with Hardware and GPU Backends. While our implementation leverages HEXL to accelerate FHE computations, the overhead remains challenging for real-time applications. GPU-based FHE acceleration [28] has shown promise, with emerging libraries [80], [81] offering support. However, these are still evolving and seldom used for complex neural networks. As our framework is higher-level and network-oriented, it can seamlessly integrate future GPU-accelerated solutions, enhancing both efficiency and security.

Conclusion. In summary, this paper introduced a novel scheme named PrivTuner for P3EFT tasks of AI foundation models. Specifically, PrivTuner integrates LoRA with FHE schemes, allowing the model owner server and external mobile devices to collaboratively implement secure and efficient fine-tuning. Additionally, we also introduce a resource allocation method to jointly optimize energy consumption and overall privacy level within PrivTuner. A theoretical analysis of time complexity, solution quality and convergence is provided. The experimental results demonstrate the effectiveness and superiority of our approach, making it a promising solution to privacy and resource problems in fine-tuning foundation models.

REFERENCES

- [1] E. J. Hu, P. Wallis, Z. Allen-Zhu, Y. Li, S. Wang, L. Wang, and W. Chen, “LoRA: Low-rank adaptation of large language models,” in *International Conference on Learning Representations*, 2021.
- [2] J. Devlin, “Bert: Pre-training of deep bidirectional transformers for language understanding,” *arXiv preprint arXiv:1810.04805*, 2018.
- [3] A. Radford, J. Wu, R. Child, D. Luan, D. Amodei, I. Sutskever *et al.*, “Language models are unsupervised multitask learners,” *OpenAI Blog*, vol. 1, no. 8, p. 9, 2019.
- [4] T. Brown, B. Mann, N. Ryder, M. Subbiah, J. D. Kaplan, P. Dhariwal, A. Neelakantan, P. Shyam, G. Sastry, A. Askell *et al.*, “Language models are few-shot learners,” *Advances in Neural Information Processing Systems*, vol. 33, pp. 1877–1901, 2020.
- [5] L. Ouyang, J. Wu, X. Jiang, D. Almeida, C. Wainwright, P. Mishkin, C. Zhang, S. Agarwal, K. Slama, A. Ray *et al.*, “Training language models to follow instructions with human feedback,” *Advances in Neural Information Processing Systems*, vol. 35, pp. 27 730–27 744, 2022.
- [6] Y. Dai, M. de Kamps, and S. Sharoff, “BERTology for machine translation: What BERT knows about linguistic difficulties for translation,” in *Language Resources and Evaluation Conference*, 2022, pp. 6674–6690.
- [7] M. Hoang, O. A. Bihorac, and J. Rouces, “Aspect-based sentiment analysis using BERT,” in *Nordic Conference on Computational Linguistics*, 2019, pp. 187–196.
- [8] Q. Wang, P. Liu, Z. Zhu, H. Yin, Q. Zhang, and L. Zhang, “A text abstraction summary model based on BERT word embedding and reinforcement learning,” *Applied Sciences*, vol. 9, no. 21, p. 4701, 2019.
- [9] Z. Wang, P. Ng, X. Ma, R. Nallapati, and B. Xiang, “Multi-passage BERT: A globally normalized BERT model for open-domain question answering,” *arXiv preprint arXiv:1908.08167*, 2019.
- [10] X. Zhou, C. Liu, and J. Zhao, “Resource allocation of federated learning for the metaverse with mobile augmented reality,” *IEEE Transactions on Wireless Communications*, 2023.
- [11] X. L. Li and P. Liang, “Prefix-tuning: Optimizing continuous prompts for generation,” *arXiv preprint arXiv:2101.00190*, 2021.
- [12] G. Qin and J. Eisner, “Learning how to ask: Querying lms with mixtures of soft prompts,” *arXiv preprint arXiv:2104.06599*, 2021.
- [13] E. B. Zaken, S. Ravfogel, and Y. Goldberg, “BitFit: Simple parameter-efficient fine-tuning for transformer-based masked language-models,” *arXiv preprint arXiv:2106.10199*, 2021.
- [14] A. K. Srivastawa, “Exploring contract management in the digital age: The impact of artificial intelligence,” *Jus Corpus Law Journal*, 2023.
- [15] C. Chen, X. Feng, J. Zhou, J. Yin, and X. Zheng, “Federated large language model: A position paper,” *arXiv preprint arXiv:2307.08925*, 2023.
- [16] S. Yu, J. P. Muñoz, and A. Jannesari, “Federated foundation models: Privacy-preserving and collaborative learning for large models,” *arXiv preprint arXiv:2305.11414*, 2023.
- [17] D. Yu, S. Naik, A. Backurs, S. Gopi, H. A. Inan, G. Kamath, J. Kulkarni, Y. T. Lee, A. Manoel, L. Wutschitz *et al.*, “Differentially private fine-tuning of language models,” *arXiv preprint arXiv:2110.06500*, 2021.
- [18] P. Ramachandran, S. Agarwal, A. Mondal, A. Shah, and D. Gupta, “S++: A fast and deployable secure-computation framework for privacy-preserving neural network training,” *arXiv preprint arXiv:2101.12078*, 2021.
- [19] A. Al Badawi, L. Hoang, C. F. Mun, K. Laine, and K. M. M. Aung, “Privft: Private and fast text classification with homomorphic encryption,” *IEEE Access*, 2020.
- [20] J.-W. Lee, H. Kang, Y. Lee, W. Choi, J. Eom, M. Deryabin, E. Lee, J. Lee, D. Yoo, Y.-S. Kim *et al.*, “Privacy-preserving machine learning with fully homomorphic encryption for deep neural network,” *IEEE Access*, 2022.
- [21] C. Gentry, *A fully homomorphic encryption scheme*. Stanford university, 2009.
- [22] Z. Brakerski, “Fully homomorphic encryption without modulus switching from classical GapSVP,” in *Annual Cryptology Conference*. Springer, 2012, pp. 868–886.
- [23] Z. Brakerski, C. Gentry, and V. Vaikuntanathan, “(leveled) fully homomorphic encryption without bootstrapping,” *ACM Transactions on Computation Theory*, vol. 6, no. 3, pp. 1–36, 2014.
- [24] J. H. Cheon, A. Kim, M. Kim, and Y. Song, “Homomorphic encryption for arithmetic of approximate numbers,” in *International Conference on the Theory and Application of Cryptology and Information Security*, 2017.
- [25] K. Mihara, R. Yamaguchi, M. Mitsuishi, and Y. Maruyama, “Neural network training with homomorphic encryption,” *arXiv preprint arXiv:2012.13552*, 2020.
- [26] M. Bakshi and M. Last, “Cryptornn-privacy-preserving recurrent neural networks using homomorphic encryption,” in *Cyber Security Cryptography and Machine Learning: Fourth International Symposium, CSCML 2020, Be’er Sheva, Israel, July 2–3, 2020, Proceedings 4*. Springer, 2020, pp. 245–253.
- [27] R. Podschwadt and D. Takabi, “Non-interactive privacy preserving recurrent neural network prediction with homomorphic encryption,” in *IEEE 14th International Conference on Cloud Computing*, 2021.
- [28] J. Zhang, J. Liu, X. Yang, Y. Wang, K. Chen, X. Hou, K. Ren, and X. Yang, “Secure transformer inference made non-interactive,” *Cryptology ePrint Archive*, 2024.
- [29] L. Rovida and A. Leporati, “Transformer-based language models and homomorphic encryption: An intersection with bert-tiny,” in *Proceedings of the 10th ACM International Workshop on Security and Privacy Analytics*, 2024, pp. 3–13.
- [30] P. Zmushko, M. Mansurov, R. Svirschevski, D. Kuznedev, M. Ryabinin, and A. Beznosikov, “Privacy preserving API fine-tuning for LLMs,” September 2023. [Online]. Available: <https://openreview.net/forum?id=MJ9IRWmH9>
- [31] S. Abuadba, K. Kim, M. Kim, C. Thapa, S. A. Camtepe, Y. Gao, H. Kim, and S. Nepal, “Can we use split learning on 1d cnn models for privacy preserving training?” in *Proceedings of the 15th ACM Asia Conference on Computer and Communications Security*, 2020, pp. 305–318.
- [32] D. Pasquini, G. Ateniese, and M. Bernaschi, “Unleashing the tiger: Inference attacks on split learning,” in *ACM SIGSAC Conference on Computer and Communications Security*, 2021, pp. 2113–2129.
- [33] Z. Bu, Y.-X. Wang, S. Zha, and G. Karypis, “Differentially private bias-term only fine-tuning of foundation models,” in *Neural Information Processing Systems Workshop on Trustworthy and Socially Responsible Machine Learning*, 2022.
- [34] A. Boulemtafes, A. Derhab, and Y. Challal, “A review of privacy-preserving techniques for deep learning,” *Neurocomputing*, 2020.
- [35] C. C. Sai Balne, S. Bhaduri, T. Roy, V. Jain, and A. Chadha, “Parameter efficient fine tuning: A comprehensive analysis across applications,” *arXiv e-prints*, pp. arXiv–2404, 2024.
- [36] R. Gilad-Bachrach, N. Dowlin, K. Laine, K. Lauter, M. Naehrig, and J. Wernsing, “Cryptonets: Applying neural networks to encrypted data with high throughput and accuracy,” in *International Conference on Machine Learning*, 2016, pp. 201–210.
- [37] C. Jin, A. Al Badawi, J. Unnikrishnan, C. F. Mun, J. M. Brown, J. P. Campbell, M. Chiang, J. Kalpathy-Cramer, V. R. Chandrasekhar, P. Krishnaswamy *et al.*, “CareNets: Efficient homomorphic cnn for high resolution images,” in *Advances in Neural Information Processing Systems Workshop on Privacy in Machine Learning*, 2019.
- [38] Q. Lou and L. Jiang, “SHE: A fast and accurate deep neural network for encrypted data,” *Advances in Neural Information Processing Systems*, vol. 32, 2019.
- [39] J. H. Cheon, K. Han, A. Kim, M. Kim, and Y. Song, “A full RNS variant of approximate homomorphic encryption,” in *Selected Areas in Cryptography*. Springer, 2019, pp. 347–368.
- [40] R. Podschwadt, D. Takabi, P. Hu, M. H. Rafei, and Z. Cai, “A survey of deep learning architectures for privacy-preserving machine learning with fully homomorphic encryption,” *IEEE Access*, 2022.
- [41] J. Jang, Y. Lee, A. Kim, B. Na, D. Yhee, B. Lee, J. H. Cheon, and S. Yoon, “Privacy-preserving deep sequential model with matrix homomorphic encryption,” in *ACM on Asia Conference on Computer and Communications Security*, 2022, pp. 377–391.
- [42] M. Hao, H. Li, H. Chen, P. Xing, G. Xu, and T. Zhang, “Iron: Private inference on transformers,” *Advances in Neural Information Processing Systems*, vol. 35, pp. 15 718–15 731, 2022.
- [43] Q. Pang, J. Zhu, H. Möllering, W. Zheng, and T. Schneider, “Bolt: Privacy-preserving, accurate and efficient inference for transformers,” *Cryptology ePrint Archive*, 2023.
- [44] P. Panzade, D. Takabi, and Z. Cai, “I can’t see it but i can fine-tune it: On encrypted fine-tuning of transformers using fully homomorphic encryption,” *arXiv preprint arXiv:2402.09059*, 2024.
- [45] X. Zhou, J. Zhao, H. Han, and C. Guet, “Joint optimization of energy consumption and completion time in federated learning,” in *2022 IEEE 42nd International Conference on Distributed Computing Systems (ICDCS)*. IEEE, 2022, pp. 1005–1017.
- [46] S. Zafar, S. Jangsher, and A. Zafar, “Federated learning for resource allocation in vehicular edge computing-enabled moving small cell networks,” *Vehicular Communications*, vol. 45, p. 100695, 2024.

- [47] L. Wang, W. Wu, F. Zhou, Z. Yang, Z. Qin, and Q. Wu, "Adaptive resource allocation for semantic communication networks," *IEEE Transactions on Communications*, 2024.
- [48] Y. Li, X. Zhou, and J. Zhao, "Resource allocation for semantic communication under physical-layer security," in *GLOBECOM 2023-2023 IEEE Global Communications Conference*. IEEE, 2023, pp. 2063–2068.
- [49] X. Yan, X. Fang, C. Deng, and X. Wang, "Joint optimization of resource allocation and trajectory control for mobile group users in fixed-wing uav-enabled wireless network," *IEEE Transactions on Wireless Communications*, 2023.
- [50] H. Mao, Y. Liu, Z. Xiao, Z. Han, and X.-G. Xia, "Joint resource allocation and 3d deployment for multi-uav covert communications," *IEEE Internet of Things Journal*, 2023.
- [51] Z. Fang, Z. Lin, Z. Chen, X. Chen, Y. Gao, and Y. Fang, "Automated federated pipeline for parameter-efficient fine-tuning of large language models," *arXiv preprint arXiv:2404.06448*, 2024.
- [52] T. J. Chua, W. Yu, and J. Zhao, "FedPEAT: Convergence of federated learning, parameter-efficient fine tuning, and emulator assisted tuning for artificial intelligence foundation models with mobile edge computing," *arXiv preprint arXiv:2310.17491*, 2023.
- [53] W. Yu, T. J. Chua, and J. Zhao, "Orchestration of emulator assisted mobile edge tuning for ai foundation models: A multi-agent deep reinforcement learning approach," *arXiv preprint arXiv:2310.17492*, 2023.
- [54] H. Fang and Q. Qian, "Privacy preserving machine learning with homomorphic encryption and federated learning," *Future Internet*, 2021.
- [55] P. Paillier, "Public-key cryptosystems based on composite degree residuosity classes," in *International Conference on the Theory and Applications of Cryptographic Techniques*. Springer, 1999.
- [56] T. Suzuki, Y. Ishimaki, and H. Yamana, "Damcrem: Dynamic allocation method of computation resource to macro-tasks for fully homomorphic encryption applications," in *IEEE International Conference on Smart Computing*, 2020, pp. 458–463.
- [57] O. Goldreich, *Foundations of Cryptography, Volume 2*. Cambridge University Press, 2004.
- [58] I. Turc, M.-W. Chang, K. Lee, and K. Toutanova, "Well-read students learn better: On the importance of pre-training compact models," *arXiv preprint arXiv:1908.08962*, 2019.
- [59] C. T. Dinh, N. H. Tran, M. N. Nguyen, C. S. Hong, W. Bao, A. Y. Zomaya, and V. Gramoli, "Federated learning over wireless networks: Convergence analysis and resource allocation," *IEEE/ACM Transactions on Networking*, vol. 29, no. 1, pp. 398–409, 2020.
- [60] N. J. H. Marcano, M. Moller, S. Hansen, and R. H. Jacobsen, "On fully homomorphic encryption for privacy-preserving deep learning," in *IEEE Global Communications Conference Workshops*, 2019.
- [61] M. Albrecht, M. Chase, H. Chen, J. Ding, S. Goldwasser, S. Gorbunov, S. Halevi, J. Hoffstein, K. Laine, K. Lauter *et al.*, "Homomorphic encryption standard," in *Protecting Privacy through Homomorphic Encryption*. Springer, 2021, pp. 31–62.
- [62] C. P. Schnorr, "Lattice reduction by random sampling and birthday methods," in *Annual Symposium on Theoretical Aspects of Computer Science*. Springer, 2003, pp. 145–156.
- [63] M. Liu and P. Q. Nguyen, "Solving BDD by enumeration: An update," in *Cryptographers' Track at the RSA Conference*. Springer, 2013.
- [64] M. R. Albrecht, "On dual lattice attacks against small-secret lwe and parameter choices in helib and seal," in *Annual International Conference on the Theory and Applications of Cryptographic Techniques*. Springer, 2017, pp. 103–129.
- [65] M. R. Albrecht, R. Player, and S. Scott, "On the concrete hardness of learning with errors," *Journal of Mathematical Cryptology*, 2015.
- [66] A. Murugesan, B. Saminathan, F. Al-Turjman, and R. L. Kumar, "Analysis on homomorphic technique for data security in fog computing," *Transactions on Emerging Telecommunications Technologies*, 2021.
- [67] S. Kumari and A. Singh, "Fair end-to-end window-based congestion control in time-varying data communication networks," *International Journal of Communication Systems*, vol. 32, 2019.
- [68] R. T. Zoppi, M. A. Delgado, L. H. Macedo, M. J. Rider, and R. Romero, "A branch and bound algorithm for transmission network expansion planning using nonconvex mixed-integer nonlinear programming models," *IEEE Access*, vol. 10, pp. 39 875–39 888, 2022.
- [69] A. Cambini and L. Martein, *Generalized convexity and optimization: Theory and applications*. Springer Science & Business Media, 2008.
- [70] Y. Jong, "An efficient global optimization algorithm for nonlinear sum-of-ratios problem," *Optimization Online*, pp. 1–21, 2012.
- [71] J. Zhao, L. Qian, and W. Yu, "Human-centric resource allocation in the metaverse over wireless communications," *IEEE Journal on Selected Areas in Communications*, 2023.
- [72] A. A. Badawi, A. Alexandru, J. Bates, F. Bergamaschi, D. B. Cousins, S. Erabelli, N. Genise, S. Halevi, H. Hunt, A. Kim, Y. Lee, Z. Liu, D. Micciancio, C. Pascoe, Y. Polyakov, I. Quah, S. R.V., K. Rohloff, J. Saylor, D. Saponitsky, M. Triplett, V. Vaikuntanathan, and V. Zucca, "OpenFHE: Open-source fully homomorphic encryption library," *Cryptology ePrint Archive, Paper 2022/915*, 2022, <https://eprint.iacr.org/2022/915>. [Online]. Available: <https://eprint.iacr.org/2022/915>
- [73] F. Boemer, S. Kim, G. Seifu, F. DM de Souza, and V. Gopal, "Intel hexl: Accelerating homomorphic encryption with intel avx512-ifma52," in *Proceedings of the 9th on Workshop on Encrypted Computing & Applied Homomorphic Cryptography*, 2021, pp. 57–62.
- [74] M. Turtiainen, "Trusted execution environments in protecting machine learning models," *Computer Science*, 2023.
- [75] C. Shepherd and K. Markantonakis, "Trusted execution environments," 2024.
- [76] C. Zhao, S. Zhao, M. Zhao, Z. Chen, C.-Z. Gao, H. Li, and Y.-a. Tan, "Secure multi-party computation: theory, practice and applications," *Information Sciences*, vol. 476, pp. 357–372, 2019.
- [77] Y. Dong, W.-j. Lu, Y. Zheng, H. Wu, D. Zhao, J. Tan, Z. Huang, C. Hong, T. Wei, and W. Cheng, "Puma: Secure inference of llama-7b in five minutes," *arXiv preprint arXiv:2307.12533*, 2023.
- [78] R. Lehmkuhl, P. Mishra, A. Srinivasan, and R. A. Popa, "Muse: Secure inference resilient to malicious clients," in *30th USENIX Security Symposium (USENIX Security 21)*, 2021, pp. 2201–2218.
- [79] N. Chandran, D. Gupta, S. L. B. Oabbattu, and A. Shah, "{SIMC}:-{ML} inference secure against malicious clients at {Semi-Honest} cost," in *31st USENIX Security Symposium (USENIX Security 22)*, 2022, pp. 1361–1378.
- [80] Z. Wang, P. Li, R. Hou, Z. Li, J. Cao, X. Wang, and D. Meng, "Hebooster: an efficient polynomial arithmetic acceleration on gpus for fully homomorphic encryption," *IEEE Transactions on Parallel and Distributed Systems*, vol. 34, no. 4, pp. 1067–1081, 2023.
- [81] H. Yang, S. Shen, W. Dai, L. Zhou, Z. Liu, and Y. Zhao, "Phantom: a cuda-accelerated word-wise homomorphic encryption library," *IEEE Transactions on Dependable and Secure Computing*, 2024.

APPENDIX A

APPROXIMATING NON-LINEAR FUNCTIONS

Here, we briefly present the method of Rovida *et al.* [29] to approximate the non-linear functions in BERT-Tiny.

Softmax. Given an input vector $\mathbf{x} \in \mathbb{R}^d$, the Softmax function can be computed as:

$$\text{Softmax}(\mathbf{x}) = \left[\frac{\exp(x_i)}{\sum_{j=1}^d \exp(x_j)} \Big|_{i \in [d]} \right]. \quad (39)$$

The main challenge is to efficiently calculate the underlying exponential function $\exp(x)$ and division computation $1/x$. The exponentiation is approximated using the Maclaurin series:

$$\exp(x) \approx \sum_{i=0}^n \frac{x^i}{i!}. \quad (40)$$

By doing so, we can limit the average error within 1×10^{-7} with the degree $n = 6$, as shown in Table VI.

For the division operation $1/x$, we utilize a Chebyshev polynomial supported by OpenFHE to approximate it as follows:

$$1/x = \frac{c_0}{2} + \sum_{i=1}^n c_i T_i(x), \quad (41)$$

where n is the polynomial degree, $T_i(x) = \cos(i \arccos x)$ provide an orthogonal basis of polynomials on the interval $[-1, 1]$ with the weight function $1/\sqrt{1-x^2}$, and c_i is the coefficient for fitting. Following [29], we set $n = 119$ and

the input interval for fitting as [2, 5000]. By doing so, we can observe that the average error can be limited within 1×10^{-4} with a multiplicative depth of 8 in Table VI.

GeLU. The GeLU (Gaussian Error Linear Unit) activation function is defined as follows:

$$\text{GeLU}(x) = \frac{x}{2} \left(1 + \text{erf}\left(\frac{x}{\sqrt{2}}\right) \right), \quad (42)$$

where $\text{erf}(\cdot)$ denotes the Gaussian error function which is given by $\text{erf}(x) = \frac{2}{\sqrt{\pi}} \int_0^x e^{-t^2} dt$. In particular, we approximate the whole GELU function utilizing a Chebyshev polynomial:

$$\text{GeLU}(x) = \frac{c_0}{2} + \sum_{i=1}^n c_i T_i(x), \quad (43)$$

where we set $n = 59$, and the average error on interval of $[-18, 8]$ could be limited within 4×10^{-8} , as shown in Table VI.

LayerNorm. For a given vector $\mathbf{x} \in \mathbb{R}^d$, the LayerNorm function is defined as follows:

$$\text{LayerNorm}(\mathbf{x}) = \left[\frac{(x_i - \mu)}{\sigma} \cdot \gamma + \beta \right]_{i=1, \dots, d}, \quad (44)$$

where $\mu = \sum_{i=1}^d x_i / d$ and $\sigma = \sqrt{\sum_{i=1}^d (x_i - \mu)^2}$ are mean and standard deviation, and γ and β are affine transform parameters. A precomputed LayerNorm is implemented, where the values of μ and σ are experimentally observed and pre-computed. Hence, the LayerNorm function could be simplified as:

$$\text{LayerNorm}(\mathbf{x}) \approx \left[(x_i - \hat{\mu}) \cdot \hat{\sigma} \cdot \gamma + \beta \right]_{i=1, \dots, d}, \quad (45)$$

where $\hat{\mu}$ and $\hat{\sigma}$ are the precomputed mean vectors for μ and $1/\sigma$. By doing so, we could simplify a lot of circuits at the expense of a 0.022 accuracy drop on SST-2, as reported by [29]. For better accuracy performance, we can only precompute the value of σ , as the computation of $\mu = \sum_{i=1}^d x_i / d$ is actually linear and easily supported by FHE.

Pooler. After stacked encoders, we implement a pooling layer as the task layer. A fully connected layer is evaluated on the vector of [CLS] token, followed by an activation function of the hyperbolic tangent: $\tanh(x) = \sinh(x) / \cosh(x)$. Similarly, we view $\tanh(x)$ as a whole and use a Chebyshev polynomial to do the approximation. The observed interval of approximation required is $[-20, 20]$, and a 119-degree polynomial is enough to limit the average error within 3×10^{-5} .

TABLE VI: Non-linear Functions Approximations.

Function	Method	Interval	Degree	Avg Error
$\exp(x)$	Maclaurin series	[-1,1]	6	3.94×10^{-8}
$1/x$	Chebyshev polynomial	[2,5000]	200	9.18×10^{-5}
GeLU(x)	Chebyshev polynomial	[-18,8]	59	3.99×10^{-8}
$\tanh(x)$	Chebyshev polynomial	[-20,20]	119	2.51×10^{-5}

APPENDIX B

COUNT OF ARITHMETIC OPERATIONS FOR SIMULATION

We provide a rough estimation of the count of FHE operations based on the employed FHE-BERT-Tiny model [29] and its utilized FHE techniques.

Specifically, we first report the count of operations to the basic supporting algorithms [29] (e.g., RotSum) in Table VII. This could be done by checking their released codes at <https://github.com/nanger-ef/FHE-BERT-Tiny/tree/main>. In our

experiments, we found the major bulk of linear computation overhead is caused by calling these algorithms for large matrix-matrix multiplications. Thus, we are able to roughly estimate the number of different operations by counting the number of calls to these algorithms. For instance, we could set the number of tokens as 10, and the numbers of multiplications, additions and rotations in a BERT-Tiny encoder can be calculated as shown in Table VIII. Hence, the number of multiplications, additions and rotations could be set into 260, 1660 and 1460 for a BERT-Tiny model consisting of 2 encoders. Since the number of operations is considered constant in the optimization problem, it does not affect the solution process.

TABLE VII: The count of operations to basic algorithms, and L denotes the number of tokens for an input.

Algorithm	#Multiplications	#Additions	#Rotations
RotSum	0	7	7
MatMulRE	L	$8L$	$7L$
MatMulCR	L	$8L$	$7L$
MatMulRELarge	$4L$	$32L$	$31L$
MatMulCRLarge	$4L$	$11L$	$7L$

TABLE VIII: The count of operations in an encoder for a sentence with 10 tokens.

Layer	#Multiplications	#Additions	#Rotations
Self-Attention	50	400	350
FFNN	80	430	380
Total	130	830	730

APPENDIX C

MORE DETAILS OF ALGORITHM 2

Problem Relaxation. The discrete variable λ is relaxed into a continuous and reformulate a relaxed problem

$$\begin{aligned} \mathbb{P}_3 : \quad & \min_{\lambda} \quad (32) \\ & \text{s.t.} \quad (31a), (31b). \\ & \lambda_{o1} \leq \lambda_n \leq \lambda_{om}, \quad \forall n \in \mathcal{N}, \end{aligned} \quad (46)$$

where (46) is a convex constraint now, and thus the overall convexity of problem \mathbb{P}_3 can also be guaranteed.

Solution of the Relaxed Problem. With convexity, \mathbb{P}_3 can be solved by obtaining the Karush-Kuhn-Tucker (KKT) point. The partial Lagrange function of \mathbb{P}_3 is given by:

$$\begin{aligned} \mathcal{L}_1(\boldsymbol{\lambda}, \alpha) = & \sum_{n=1}^N \kappa y_1(\lambda_n) s_n \bar{f}_n^2(\lambda_n) + \sum_{n=1}^N \kappa y_2(\lambda_n) D_n \bar{g}_n^2(\lambda_n) \\ & - \omega \sum_{n=1}^N \sigma_n y_6(\lambda_n) + \alpha \left(\sum_{n=1}^N \bar{f}_n(\lambda_n) - f^{\text{total}} \right). \end{aligned} \quad (47)$$

Here we first give the KKT conditions of (47):

$$\begin{aligned} \frac{\partial \mathcal{L}_1}{\partial \lambda_n} = & \frac{6\kappa M_n^3 C_0^3 (\lambda_n + C_1)^5}{(T_{\text{en}}^{\text{max}})^2} - \omega c_n C_7 \lambda_n + \alpha \frac{2C_0(\lambda_n + C_1)M_n}{T_{\text{en}}^{\text{max}}} \\ & + \frac{3\kappa D_n^3 (C_2 a_n + C_4 m_n + C_6 o_n)^3 \lambda_n^2}{(T_{\text{ft}}^{\text{max}})^2} = 0, \quad \forall n \in \mathcal{N}. \end{aligned} \quad (48)$$

$$\alpha \cdot \left(\sum_{n=1}^N \bar{f}_n(\lambda_n) - f^{\text{total}} \right) = 0. \quad (49)$$

$$\sum_{n=1}^N \bar{f}_n(\lambda_n) \leq f^{\text{total}}. \quad (50)$$

$$\alpha \geq 0. \quad (51)$$

From (48), we derive its solution λ_n represented by α as $\lambda_n(\alpha)$. Considering (31b) and (46), we further refine the solution:

$$\bar{\lambda}_n(\alpha) = \max\{\min\{\lambda_{om}, \lambda_n^{\max}, \lambda_n(\alpha)\}, \lambda_{o1}\}, \forall n \in \mathcal{N}. \quad (52)$$

Then, we obtain $\bar{\lambda}_n(\alpha = 0)$ by assuming $\alpha = 0$ in (52) and discuss the following cases to further determine α :

- 1) $\sum_{n=1}^N \bar{f}_n(\bar{\lambda}_n(\alpha = 0)) \leq f^{\text{total}}$. In this case, we can simply set $\alpha = 0$, and the solution is $\bar{\lambda}_n(\alpha = 0)$.
- 2) $\sum_{n=1}^N \bar{f}_n(\bar{\lambda}_n(\alpha = 0)) > f^{\text{total}}$. Setting $\alpha = 0$ will violate (31a). Substitute $\alpha > 0$ in (49):

$$\sum_{n=1}^N \bar{f}_n(\max\{\min\{\lambda_{om}, \lambda_n^{\max}, \bar{\lambda}_n(\alpha)\}, \lambda_{o1}\}) = f^{\text{total}}. \quad (53)$$

A bisection method could find a solution α^* to (53). Besides, since $\sum_{n=1}^N \bar{f}_n(\bar{\lambda}_n(\alpha = 0)) > f^{\text{total}}$, we have:

$$\bar{\lambda}_n(\alpha = 0) > \bar{\lambda}_n(\alpha^*). \quad (54)$$

Summarize above cases, and a solution $\hat{\lambda}_n$ is obtained:

$$\hat{\lambda}_n = \min\{\bar{\lambda}_n(\alpha = 0), \bar{\lambda}_n(\alpha^*)\}, \forall n \in \mathcal{N}. \quad (55)$$

Branch. If a solution doesn't meet the integrality constraint yet achieves a better objective function value, we branch the solution space into two subproblems. We use problem \mathbb{P}_3 and its solution $\hat{\lambda}$ as an example to demonstrate this process:

- Select a $\hat{\lambda}_k$ such that it is not an integer in $\{\lambda_{o1}, \dots, \lambda_{om}\}$ for separation: $\lambda_k^- = \lfloor \hat{\lambda}_k \rfloor$ and $\lambda_k^+ = \lceil \hat{\lambda}_k \rceil$, where $\lfloor \cdot \rfloor$ and $\lceil \cdot \rceil$ denote floor and ceil functions to integers in $\{\lambda_{o1}, \dots, \lambda_{om}\}$, and λ_k^-, λ_k^+ are rounded results.
- Based on \mathbb{P}_3 , generate two new subproblems with two additional constraints, separately:

$$\begin{aligned} \text{(SUB1): } \min_{\lambda} \quad & (32) \\ \text{s.t.} \quad & (31a), (31b), (46), \\ & \lambda_{o1} \leq \lambda_k \leq \lambda_k^-. \end{aligned}$$

$$\begin{aligned} \text{(SUB2): } \min_{\lambda} \quad & (32) \\ \text{s.t.} \quad & (31a), (31b), (46), \\ & \lambda_k^+ \leq \lambda_k \leq \lambda_{om}. \end{aligned}$$

APPENDIX D

PROOF OF THEOREM 1

We first write down the partial Lagrange function of \mathbb{P}_4 :

$$\begin{aligned} \mathcal{L}_2(\mathbf{p}, \mathbf{B}, \beta, \gamma) = & \sum_{n=1}^N \left((p_n d_n)^2 z_n + \frac{1}{4(r_n)^2 z_n} \right) \\ & + \beta \left(\sum_{n=1}^N B_n - B^{\text{total}} \right) + \sum_{n=1}^N \gamma_n (r_n^{\min} - r_n). \end{aligned} \quad (56)$$

The corresponding KKT conditions are as follows:

Stationarity:

$$\frac{\partial \mathcal{L}_2}{\partial p_n} = 2p_n d_n^2 z_n - \left(\frac{1}{2r_n^3 z_n} + \gamma_n \right) \frac{\partial r_n}{\partial p_n} = 0, \forall n \in \mathcal{N}, \quad (57a)$$

$$\frac{\partial \mathcal{L}_2}{\partial B_n} = - \left(\frac{1}{2r_n^3 z_n} + \gamma_n \right) \frac{\partial r_n}{\partial B_n} + \beta = 0, \forall n \in \mathcal{N}. \quad (57b)$$

Complementary Slackness:

$$\beta \cdot \left(\sum_{n=1}^N B_n - B^{\text{total}} \right) = 0, \quad (58a)$$

$$\gamma_n \cdot (r_n^{\min} - r_n) = 0, \forall n \in \mathcal{N}. \quad (58b)$$

Primal feasibility: (23d), (23b).

Dual feasibility:

$$(59a): \beta \geq 0, \quad (59b): \gamma_n \geq 0, \forall n \in \mathcal{N}.$$

From (57a), we could derive its solution p_n as a function of B_n and γ_n : $p_n(B_n, \gamma_n)$. Considering constraint (23d), we further refine $p_n(B_n, \gamma_n)$ as follows:

$$\bar{p}_n(B_n, \gamma_n) = \min\{p_n^{\max}, p_n(B_n, \gamma_n)\}. \quad (60)$$

Similarly, substituting $\bar{p}_n(B_n, \gamma_n)$ in (57b), we can derive its solution $\bar{B}_n(\beta, \gamma_n)$. Next, if $\gamma_n = 0$ and given a feasible β , we have $\hat{B}_n = \bar{B}_n(\beta, \gamma_n = 0)$ and $\hat{p}_n = \bar{p}_n(\hat{B}_n, \gamma_n = 0)$. Thus, the corresponding transmission rate is $\hat{r}_n = r_n(\hat{p}_n, \hat{B}_n)$. An analysis of the following two cases based on \hat{r}_n is provided:

- 1) $r_n^{\min} \leq \hat{r}_n$. In this case, we can simply set $\gamma_n = 0$, and all other KKT conditions are satisfied.
- 2) $r_n^{\min} > \hat{r}_n$. Here, we set $\gamma_n > 0$ and make sure $r_n = r_n^{\min}$ according to (58b). Given this condition, and by utilizing $\bar{B}_n(\beta, \gamma_n)$ alongside $\bar{p}_n(\bar{B}_n, \gamma_n)$, we could derive the solution γ_n denoted as a function of employed β : $\gamma_n(\beta)$.

Summarize both cases, and we have:

$$\bar{\gamma}_n(\beta) = \begin{cases} 0, & \text{if } r_n^{\min} \leq r_n(\hat{p}_n, \hat{B}_n) \\ \gamma_n(\beta), & \text{otherwise.} \end{cases} \quad (61)$$

Next, we further refine the value of multiplier β . It is obvious from (57b) that $\beta > 0$, thus from (59a) we have:

$$\sum_{n=1}^N \bar{B}_n(\beta > 0, \bar{\gamma}_n(\beta)) - B^{\text{total}} = 0. \quad (62)$$

A bisection method could solve (62) and derive the solution β^* . Substitute β^* in (61) and we have $\gamma_n^* = \bar{\gamma}_n(\beta^*)$. With β^* and γ_n^* , the optimal p_n^* and B_n^* can be expressed as follows:

$$B_n^* = \bar{B}_n(\beta^*, \gamma_n^*), \quad (63)$$

$$p_n^* = \bar{p}_n(B_n^*, \gamma_n^*), \quad (64)$$

where functions $\bar{B}_n(\cdot, \cdot)$ and $\bar{p}_n(\cdot, \cdot)$ have been defined in the above analysis via (60) and the sentence succeeding it. \square