

Production and study of antideuterium with the GBAR beamline

Philipp Blumer¹, Ben Ohayon², Paolo Crivelli¹

¹Institute for Particle Physics and Astrophysics, ETH ZURICH, Zurich, 8093, Switzerland.

²Physics Department, Technion—Israel Institute of Technology, Haifa, 3200003, Israel.

Corresponding authors: paolo.crivelli@cern.ch;

Abstract

The potential of circulating antideuterons ($\bar{\text{d}}$) in the AD/ELENA facility at CERN is currently under investigation. Approximately 100 $\bar{\text{d}}$ per bunch could be delivered as a 100 keV beam based on measured cross-sections. These $\bar{\text{d}}$ could be further decelerated to 12 keV using the GBAR scheme, enabling the synthesis of antideuterium ($\bar{\text{D}}$) via charge exchange with positronium, a technique demonstrated with 6 keV antiprotons for antihydrogen production. While this would demonstrate the production of low-energy $\bar{\text{D}}$, higher fluxes are required to facilitate spectroscopic studies. We propose enhancing the anti-atom production by using laser-excited positronium in the 2P state within a cavity, which is expected to increase the $\bar{\text{D}}(2\text{S})$ production cross-section by almost an order of magnitude for $\bar{\text{d}}$ with 2 keV energy. The ELENA team is currently studying the possibility of increasing the $\bar{\text{d}}$ rate using an optimized new target geometry. We present the projected precision for measuring the antideuterium Lamb shift and extracting the antideuteron charge radius, as a function of the beam flux.

Keywords: antimatter, antideuterium, antideuteron, antiproton, antihydrogen, deuterium, deuteron

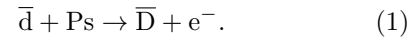
1 Introduction

Antideuterium atoms ($\bar{\text{D}}$), composed of an antideuteron ($\bar{\text{d}}$) and a positron, have yet to be experimentally observed. The successful synthesis and study of $\bar{\text{D}}$ represents a frontier of antimatter research and would be a valuable tool in probing the longstanding puzzle of the matter-antimatter asymmetry [1, 2].

Significant achievements in antimatter physics have been made at CERN’s Antiproton Decelerator (AD) [3], further improved by the recent addition of the Extra Low Energy Antiproton (ELENA) ring [4, 5], by collaborations such as ATHENA, ATRAP, ALPHA, ASACUSA, BASE, AEGIS and GBAR [6–20]. The various experiments at the Antimatter Facility provide new

exciting possibilities for the potential production and study of molecular anti-ions [21], optical trapping of antihydrogen [22] and the usage of a low energy $\bar{\text{d}}$ beam [23] for complementary tests of the Standard Model.

Antideuterons are expected to be produced at CERN’s proton-to-antiproton converter target [24] and the potential of circulating $\bar{\text{d}}$ in the AD/ELENA facility is currently under consideration [25, 26]. We investigate the production of $\bar{\text{D}}$ via charge exchange between $\bar{\text{d}}$ and positronium (Ps) in the GBAR beamline:



This same reaction is employed in GBAR to generate antihydrogen [20], and extending it to $\bar{\text{D}}$

could significantly advance our understanding of antimatter interactions at low energies.

2 Antideuteron detection

Antiprotons are produced by shooting 1.8×10^{13} protons with an energy of 26 GeV from the CERN Proton Synchrotron (PS) onto an iridium target. Subsequently about 5×10^7 \bar{p} with a momentum of 3.5 GeV/c are selected and guided to the Antiproton Decelerator (AD) [3]. The \bar{p} are decelerated in several steps via stochastic and electron cooling to a kinetic energy of 5.3 MeV. At this point, they are injected in the ELENA ring which further slows them down to 100 keV via electron cooling [4]. Four experiments can receive in parallel bunches of up to 1×10^7 \bar{p} every 110 s [25]. The proton to antiproton conversion rate is of the order of 3×10^{-6} \bar{p}/p , while the deceleration and transport efficiency to the experiments reaches up to 80%.

The antideuteron production efficiency at the PS target is estimated to be around 4×10^{-6} \bar{d}/\bar{p} [24]. Therefore, one could expect to have a few hundred \bar{d} decelerated and transported to the experiments. A dedicated study is ongoing to determine achievable \bar{d} rates by increasing the incident proton energy, testing different target materials, and the subsequent cooling and transport to the experiments [25]. This work assumes that \bar{d} are delivered with the same deceleration efficiency and energy distribution as the \bar{p} . This allows for no significant changes to the GBAR beamline, compared to the experimental setup used for \bar{H} production [20].

Using an electrostatic drift tube, the pulsed anti-nucleons from the ELENA ring would be further decelerated from 100 keV to energies of less than 10 keV [27]. The \bar{d} would then be focused using electrostatic lenses and annihilate on a Micro Channel Plate (MCP) detector at the end of the beamline, yielding a clear detection signal. The kinetic energy of the particles is given by the potential difference ΔV applied at the decelerator,

$$E_{kin} = q\Delta V = \frac{m_{\bar{d}}v^2}{2}, \quad (2)$$

where q is the charge and $v = \frac{x}{t}$ the velocity. By measuring the time of flight t with the same configuration as in [20], the mass $m_{\bar{d}}$ could be determined to the percent level, i.e. four times

more precise as the currently best-measured value $1867(80)$ MeV/c² [28]. For a stringent CPT and Lorentz invariance test, a precision measurement, such as the recent antiproton charge-to-mass-ratio by the BASE collaboration at the ppt level [19], would need to be considered.

3 Antideuterium production

The \bar{D} production is given by eq. 1 where \bar{d} undergoes a charge exchange with Ps. During an AD/ELENA cycle of about 2 min, positrons are produced from an electron LINAC [29], accumulated in a buffer gas trap, and subsequently stacked in a high-field trap [30]. The positrons are extracted from the trap and implanted onto a nanoporous SiO₂ film, that acts as a Ps converter at the intersection of the \bar{d} beam axis. The triplet spin state, ortho-Ps, has a lifetime of 142 ns and diffuses out of the thin film, creating a cloud target for the charge exchange reaction. The \bar{d} would be focused through the Ps cloud, forming neutral \bar{D} traveling along the beamline. Charged particles are deflected using electrostatic fields before the \bar{D} would be detected on an MCP, see Fig. 3.

A Monte Carlo simulation, validated with \bar{H} data [20], is adapted to this case. It considers the time, energy, and position distributions of the Ps cloud and \bar{d} beam, which were determined for the antihydrogen production with \bar{p} at 6 keV. In the simulation, the initial Ps position is centered on the SiO₂ film and according to the positron implantation profile represented with two Gaussian distributions of widths 3.5 mm and 0.5 mm in x and z direction respectively. The time evolution considers a positron pulse length of 17 ns (FWHM), a diffusion time of 10(2) ns corresponding to an implantation energy of 4.3 keV [31], and the Ps lifetime of 142 ns. The atoms are modeled to be emitted with a *cosine* distribution [32] following a Maxwell-Boltzmann energy distribution at 750 K. Although quantum mechanical effects from the confinement of Ps in the SiO₂ pores suggest that the distribution is not thermal, the Ps velocities are well parameterized by it [31, 33]. A cut-off on the minimal energy of the emitted Ps, corresponding to the ground state energy in the pores is set to 45 meV [34].

The antideuterons after the decelerator are expected to have a Gaussian profile with $\sigma_y =$

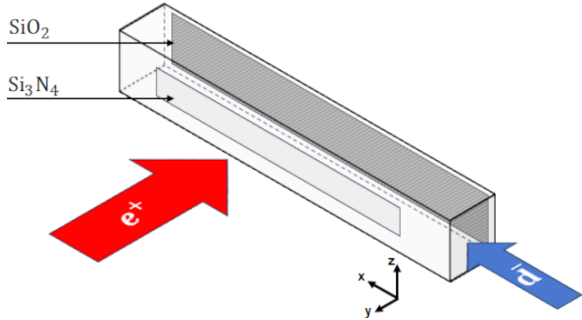


Fig. 1 Schematic of the \bar{D} formation inside a cavity: Positrons are implanted into a SiO_2 target and ortho-Ps diffuses. The \bar{d} undergo a charge exchange with the Ps and form \bar{D} . The neutral atoms continue traveling along a straight trajectory, separated from the charged nucleus using a static electric field.

1.85 mm and $\sigma_z = 2.78$ mm in the y and z direction and a 100 ns bunch length, as was measured for \bar{p} [20]. They are modeled to have straight paths along the beam direction.

The cross-section for neutral anti-atom charge exchange production has been calculated for \bar{H} with the Convergent Close Coupling (CCC) method [35] and Coulomb-Born approximation (CBA) [36]. The cross-section depends on the relative velocity between Ps and the nucleus and thus it can be assumed to be equal for the same velocities of \bar{p} and \bar{d} . This assumption is supported by charge exchange measurements of protons and deuterons incident on a Cs vapor target [37]. Thus, for \bar{d} with the same velocity as \bar{p} , the kinetic energy scales by a factor of 2, when $m_{\bar{d}} = 2 \times m_{\bar{p}}$ as for ordinary matter. Finally, we set the \bar{d} kinetic energy to 12 keV, where the maximum cross-section is expected for Ps in the ground state [20, 35, 36]. The total ortho-Ps number per cycle is assumed to be $N_{\text{Ps}} = 1 \times 10^9$. The \bar{D} production rate follows by mapping the Ps density at each time step with the \bar{d} beam and multiplying with the cross-sections $\sigma_{\text{CCC}} = 13.4 \times 10^{-16} \text{ cm}^2$ or $\sigma_{\text{CBA}} = 30.6 \times 10^{-16} \text{ cm}^2$.

Several upgrades to the beamline are outlined to increase the \bar{D} production yield. First, the flat Ps target would be replaced with a cavity of $2 \text{ mm} \times 2 \text{ mm} \times 20 \text{ mm}$ [38] which has now been successfully implemented in GBAR. The positrons are extracted from the positron trap, shot through a Si_3N_4 window of the cavity, and implanted onto the nanoporous SiO_2 film, see Fig. 1. Ortho-Ps

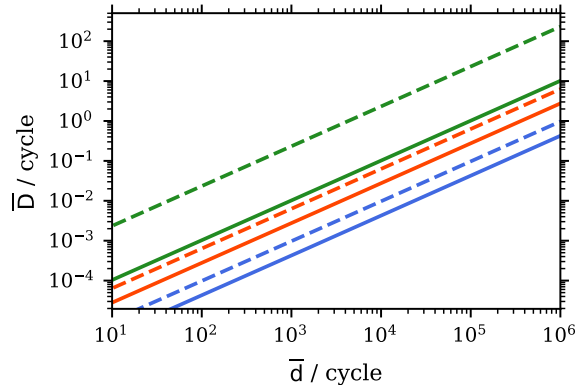


Fig. 2 \bar{D} production rate assuming 10^9 ortho-Ps from a flat target interact with antideuterons with 12 keV (blue) or inside a cavity with 2 keV (orange). Inside the cavity, Ps can be excited to the $2P$ state, further increasing the charge exchange cross-section (green) calculated with the Convergent Close Coupling (CCC, solid) method [35] and Coulomb-Born approximation (CBA, dashed) [36].

is confined within the cavity and undergoes diffuse reflection, thus increasing the cloud density. Second, Ps inside the cavity would be excited to the $2P$ state, having a radiative and annihilation lifetimes of 3.2 ns and 100 μs , respectively. As was shown in [17, 39], the $1^3S - 2^3P$ transition in Ps can be effectively saturated using a 243 nm UV laser. Thus, when reaching the saturation regime, the Ps atoms' lifetime increases to 284 ns. For excited Ps($2P$) the charge exchange cross-section increases drastically by a factor $\approx 6 - 160$ when the \bar{d} kinetic energy is 2 keV [35, 36]. A Penning-Malmberg trap was installed after the electrostatic decelerator in GBAR, to reduce the antinucleon energy spread via electron cooling. We assume the simulation results for \bar{p} [40] are also valid for \bar{d} and that they could be extracted with 2 keV energy from the trap, a reduced beam width of $\sigma_y = 0.677$ mm and $\sigma_z = 0.512$ mm, and with a shortened bunch length of 56 ns. In Fig. 2 the linear dependence of the \bar{D} rate is shown for increasing \bar{d} per ELENA cycle. Using a cavity and laser excited Ps, a rate in the order of $0.1 \bar{D}/\text{cycle}$ is feasible with $10^4 \bar{d}/\text{cycle}$.

To measure the \bar{D} Lamb shift it is important to produce as many anti-atoms as possible in the metastable $2S$ state, which has a radiative lifetime of 122 ms. Assuming the same behavior as for antihydrogen, it is expected that in the case of

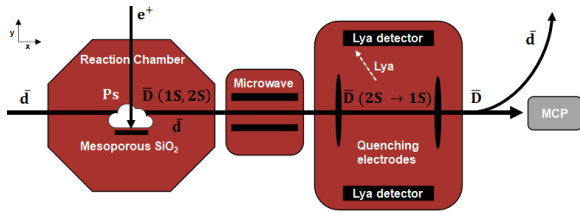


Fig. 3 Scheme of the proposed experimental setup for the \bar{D} production and its Lamb shift measurement.

ground state Ps and Ps($2P$), the $\bar{D}(2S)$ population is between 10 – 20% [35, 36].

4 Antideuteron Lamb shift

The measurement of the $2S_{1/2} \rightarrow 2P_{1/2}$ energy transition, known as the Lamb shift, was accomplished for the first time in atomic hydrogen in 1947 [41, 42]. This energy splitting is not predicted by the Dirac theory [43], which considers the principles of quantum mechanics and special relativity. The observation of the non-degenerate $2S_{1/2}$ and $2P_{1/2}$ states led to the development of quantum electrodynamics (QED) [44].

The largest contributions to the \bar{D} Lamb shift are the QED effects of electron self-energy (~ 1 GHz) and vacuum polarization (~ -27 MHz) from virtual electron-positron pairs. Of special interest is the nuclear size effect:

$$E_{nucl} = \frac{2}{3} m_e c^2 \frac{(Z\alpha)^4}{n^3} \left(\frac{m_r}{m_e} \right)^3 \left(\frac{r_{\bar{d}}}{\lambda_C} \right)^2 \delta_{l0}, \quad (3)$$

where m_e is the electron mass, $m_r = \frac{m_e m_{\bar{d}}}{m_e + m_{\bar{d}}}$ the reduced mass with the mass of the nucleus $m_{\bar{d}}$, c is the speed of light in vacuum, α the fine-structure constant, Z the atomic number, $r_{\bar{d}}$ the root-mean-squared (RMS) charge radius of the nucleus, $\lambda_C = \hbar/(m_e c)$ is the reduced Compton wavelength, n the principle quantum number and δ_{l0} is the Kronecker delta depending on the angular momentum quantum number l [45]. In contrast to (anti-)hydrogen, E_{nucl} is 6.5 times larger for (anti-)deuterium due to the 2.5 times larger (anti-)deuteron radius [45]. Thus, measuring the Lamb shift to the precision level of 1 MHz the \bar{d} RMS charge radius could be determined for the first time at the 10% level.

The Lamb shift experiment for \bar{D} is adapted from the proposal for \bar{H} , currently installed at the

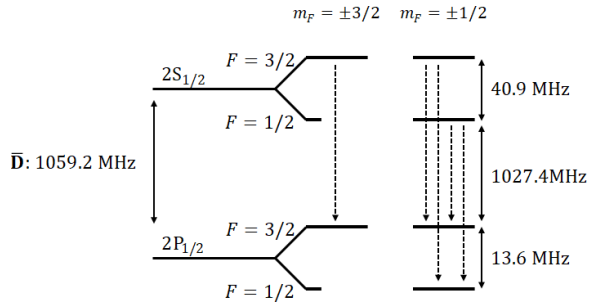


Fig. 4 Sketch of the $2S_{1/2}$ and $2P_{1/2}$ hyperfine states for \bar{D} . The dotted arrows represent the allowed energy transitions.

GBAR beamline [46] and is sketched in Fig. 3. With a similar apparatus, the MuMASS collaboration measured the Lamb shift of muonium to a precision of 2.5 MHz [47, 48] at the Paul Scherrer Institute (PSI) in Switzerland. As shown in Sec. 3, at least 10% of the atoms are expected to be produced in the metastable $2S$ state before they relax to the ground state. The $\bar{D}(2S)$ pass a microwave field region where the transition to the $2P_{1/2}$ state is induced. In the case of \bar{D} , the hyperfine state transitions are so close to each other that, due to the natural linewidth of approximately 100 MHz, no single state can be efficiently depopulated as it has been done in the muonium case. Fig. 4 shows the energy levels of the $2S_{1/2}$ and $2P_{1/2}$ hyperfine states in \bar{D} and their allowed transitions. After the microwave region, the remaining $2S$ atoms are quenched to the $2P$ state using a static electric field and with a lifetime of 1.6 ns they deexcite via emission of a 121 nm Lyman-alpha photon to the ground state. Detecting these photons as a function of the applied microwave frequency allows to resolve the \bar{D} Lamb shift. The total photon detection efficiency of the setup is estimated to be $\epsilon = 16\%$ [49]. The precision of the measurement δ_ν depends on the number of detected Lyman-alpha photons N and the transition linewidth $\Delta\nu \approx 100$ MHz. We use the rule of thumb

$$\delta_\nu = \Delta\nu/\sqrt{N} \quad (4)$$

that has been shown to work well for the muonium measurements. Assuming that AD/ELENA produces $1 \times 10^4 \bar{d}/\text{cycle}$ and with that $0.01 \bar{D}/\text{cycle}$ in the $2S_{1/2}$ state, it would take about 90 days for a first 10 MHz Lamb shift measurement.

5 Conclusion

We have shown that with the estimated \bar{d} rates, the possibility of \bar{D} production and detection is promising at the existing GBAR beamline. Based on a Monte Carlo simulation, \bar{D} can be synthesized with a few thousand \bar{d} per cycle. We propose to excite Ps to the $2P$ state using a 243 nm laser. This increases the \bar{D} production cross-section and with $1 \times 10^4 \bar{d}/\text{cycle}$ would allow a measurement of the \bar{D} Lamb shift with a precision of 10 MHz within 90 days. A factor ten improvement in the precision would determine the \bar{d} charge radius at the 10% level yielding a complementary test of CPT symmetry. A feasibility study of the accelerator complex is needed to project realistic numbers of \bar{d} that can be decelerated and transported to the experiment.

Acknowledgments

The Swiss National Science Foundation has supported this work under grants 197346 and 201465.

References

- [1] Dine, M., Kusenko, A.: Origin of the matter-antimatter asymmetry. *Rev. Mod. Phys.* **76**, 1–30 (2003) <https://doi.org/10.1103/RevModPhys.76.1>
- [2] Canetti, L., Drewes, M., Shaposhnikov, M.: Matter and antimatter in the universe. *New Journal of Physics* **14**(9), 095012 (2012) <https://doi.org/10.1088/1367-2630/14/9/095012>
- [3] Baird, S.A., et al.: Design study of the antiproton decelerator: AD (1996) <https://doi.org/10.17181/CERN.KNXM.AYKR>
- [4] Tranquille, G., Cenede, J., Frassier, A., Jørgensen, L., Kolehmainen, A., Moles, B., Timmins, M.: The ELENA Electron Cooler, 006 (2016) <https://doi.org/10.18429/JACoW-IPAC2016-TUPMR006>
- [5] Carli, C., Gamba, D., Malbrunot, C., Ponce, L., Ulmer, S.: Elena: Bright perspectives for low energy antiproton physics. *Nuclear Physics News* **32**(3), 21–27 (2022) <https://doi.org/10.1080/10619127.2022.2100646>
- [6] Amoretti, M., et al.: Production and detection of cold anti-hydrogen atoms. *Nature* **419**, 456–459 (2002) <https://doi.org/10.1038/nature01096>
- [7] Gabrielse, G., et al.: Background-Free Observation of Cold Antihydrogen with Field-Ionization Analysis of Its States. *Phys. Rev. Lett.* **89**, 213401 (2002) <https://doi.org/10.1103/PhysRevLett.89.213401>
- [8] Ahmadi, M., et al.: Observation of the 1S-2S transition in trapped antihydrogen. *Nature* **541**, 506–510 (2016) <https://doi.org/10.1038/nature21040>
- [9] Ahmadi, M., et al.: Observation of the hyperfine spectrum of antihydrogen. *Nature* **548**(7665), 66–69 (2017) <https://doi.org/10.1038/nature23446>
- [10] Ahmadi, M., et al.: Observation of the 1S–2P Lyman- α transition in antihydrogen. *Nature* **561**(7722), 211–215 (2018) <https://doi.org/10.1038/s41586-018-0435-1>
- [11] Ahmadi, M., et al.: Investigation of the fine structure of antihydrogen. *Nature* **578**(7795), 375–380 (2020) <https://doi.org/10.1038/s41586-020-2006-5>. [Erratum: *Nature* 594, E5 (2021)]
- [12] Baker, C.J., et al.: Laser cooling of antihydrogen atoms. *Nature* **592**(7852), 35–52 (2021) <https://doi.org/10.1038/s41586-021-03289-6>
- [13] Anderson, E.K., et al.: Observation of the effect of gravity on the motion of antimatter. *Nature* **621**(7980), 716–722 (2023) <https://doi.org/10.1038/s41586-023-06527-1>
- [14] Hori, M., et al.: Two-photon laser spectroscopy of antiprotonic helium and the antiproton-to-electron mass ratio. *Nature* **475**, 484–488 (2011) <https://doi.org/10.1038/nature10260> [arXiv:1304.4330](https://arxiv.org/abs/1304.4330) [physics.atom-ph]
- [15] Widmann, E., et al.: Measurement of the hyperfine structure of antihydrogen in a beam. *Hyperfine Interact.*

- 215**(1-3), 1–8 (2013) <https://doi.org/10.1007/s10751-013-0809-6> arXiv:1301.4670 [physics.atom-ph]
- [16] Amsler, C., et al.: Pulsed production of antihydrogen. *Communications Physics* **4**(19) (2021) <https://doi.org/10.1038/s42005-020-00494-z>
- [17] Glöggler, L.T., *et al.*: Positronium laser cooling via the 1^3s-2^3p transition with a broadband laser pulse. *Phys. Rev. Lett.* **132**, 083402 (2024) <https://doi.org/10.1103/PhysRevLett.132.083402>
- [18] Schneider, G., *et al.*: Double-trap measurement of the proton magnetic moment at 0.3 parts per billion precision. *Science* **358**(6366), 1081–1084 (2017) <https://doi.org/10.1126/science.aan0207>
- [19] Borchert, M.J., Devlin, J.A., Erlewein, S.R., *et al.*: A 16-parts-per-trillion measurement of the antiproton-to-proton charge–mass ratio. *Nature* **601**, 53–57 (2022) <https://doi.org/10.1038/s41586-021-04203-w>
- [20] Adrich, P., *et al.*: Production of antihydrogen atoms by 6 keV antiprotons through a positronium cloud. *The European Physical Journal C* **83**, 1004 (2023) <https://doi.org/10.1140/epjc/s10052-023-12137-y>
- [21] Myers, E.G.: *cpt* tests with the antihydrogen molecular ion. *Phys. Rev. A* **98**, 010101 (2018) <https://doi.org/10.1103/PhysRevA.98.010101>
- [22] Crivelli, P., Kolachevsky, N.: Optical trapping of antihydrogen towards an atomic anti-clock. *Hyperfine Interactions* **241**, 60 (2022) <https://doi.org/10.1007/s10751-018-1549-4>
- [23] Caravita, R.: Perspectives from a cold antideuteron beam in the AD/ELENA facility (2024). <https://arxiv.org/abs/2404.08000>
- [24] Johnson, C.D., Sherwood, T.R.: On the feasibility of antideuteron production and storage at CERN (1988) <https://doi.org/10.1007/BF02398658>
- [25] Gamba, D., et al.: AD/ELENA facility: status and prospects (2024). <https://indico.cern.ch/event/1369776/timetable/#20240325.detailed>
- [26] Gamba, D., et al.: Future Perspectives of the AD-ELENA Facility at CERN (2024). <https://indico.cern.ch/event/1335855/contributions/6000128/>
- [27] Husson, A., *et al.*: A pulsed high-voltage decelerator system to deliver low-energy antiprotons. *Nuclear Instruments and Methods in Physics Research Section A: Accelerators, Spectrometers, Detectors and Associated Equipment* **1002**, 165245 (2021) <https://doi.org/10.1016/j.nima.2021.165245>
- [28] Massam, T., Muller, T., Righini, B., Schneegans, M., Zichichi, A.: Experimental observation of antideuteron production. *Il Nuovo Cimento (1955-1965)* **39**, 10–14 (1965) <https://doi.org/10.1007/BF02814251>
- [29] Charlton, M., *et al.*: Positron production using a 9 mev electron linac for the gbar experiment. *Nuclear Instruments and Methods in Physics Research Section A: Accelerators, Spectrometers, Detectors and Associated Equipment* **985**, 164657 (2021) <https://doi.org/10.1016/j.nima.2020.164657>
- [30] Blumer, P., *et al.*: Positron accumulation in the gbar experiment. *Nuclear Instruments and Methods in Physics Research Section A: Accelerators, Spectrometers, Detectors and Associated Equipment* **1040**, 167263 (2022) <https://doi.org/10.1016/j.nima.2022.167263>
- [31] Deller, A., Cooper, B.S., Wall, T.E., Cassidy, D.B.: Positronium emission from mesoporous silica studied by laser-enhanced time-of-flight spectroscopy. *New Journal of Physics* **17**(4), 043059 (2015) <https://doi.org/10.1088/1367-2630/17/4/043059>
- [32] Cassidy, D.B., Crivelli, P., Hisakado, T.H., Liskay, L., Meline, V.E., Perez, P., Tom, H.W.K., Mills, A.P.: Positronium cooling in porous silica measured via doppler spectroscopy. *Phys. Rev. A* **81**, 012715 (2010) <https://doi.org/10.1103/PhysRevA.81.012715>

- [33] Heiss, M.W.: Precision spectroscopy of positronium using a pulsed slow positron beam. PhD thesis, ETH Zurich (2021). <https://doi.org/10.3929/ethz-b-000477081>
- [34] Crivelli, P., Gendotti, U., Rubbia, A., Liskay, L., Perez, P., Corbel, C.: Measurement of the orthopositronium confinement energy in mesoporous thin films. *Phys. Rev. A* **81**, 052703 (2010) <https://doi.org/10.1103/PhysRevA.81.052703>
- [35] Rawlins, C.M., Kadyrov, A.S., Stelbovics, A.T., Bray, I., Charlton, M.: Calculation of antihydrogen formation via antiproton scattering with excited positronium. *Phys. Rev. A* **93**, 012709 (2016) <https://doi.org/10.1103/PhysRevA.93.012709>
- [36] Lévêque-Simon, K., Hervieux, P.-A.: Antihydrogen formation from laser-assisted antiproton-positronium collisions. *Phys. Rev. A* **107**, 052813 (2023) <https://doi.org/10.1103/PhysRevA.107.052813>
- [37] Meyer, F.W., Anderson, L.W.: Charge exchange cross sections for hydrogen and deuterium ions incident on a cs vapor target. *Physics Letters A* **54**(4), 333–334 (1975) [https://doi.org/10.1016/0375-9601\(75\)90282-0](https://doi.org/10.1016/0375-9601(75)90282-0)
- [38] Cooke, D.A., Crivelli, P., *et al.*: Observation of positronium annihilation in the 2s state: towards a new measurement of the 1s-2s transition frequency. *Hyperfine Interactions* **233**, 67–73 (2015) <https://doi.org/10.1007/s10751-015-1158-4>
- [39] Shu, K., *et al.*: Laser cooling of positronium (2023). <https://arxiv.org/abs/2310.08761>
- [40] Yoo, K.-H., *et al.*: Design study of an antiproton trap for the gbar experiment. *Journal of Instrumentation* **17**(10), 10003 (2022) <https://doi.org/10.1088/1748-0221/17/10/T10003>
- [41] Lamb, W.E., Retherford, R.C.: Fine structure of the hydrogen atom by a microwave method. *Phys. Rev.* **72**, 241–243 (1947) <https://doi.org/10.1103/PhysRev.72.241>
- [42] Lamb, W.E.: Fine structure of the hydrogen atom. *Science* **123**(3194), 439–442 (1956) <https://doi.org/10.1126/science.123.3194.439>
- [43] Dirac, P.A.M.: The quantum theory of the electron. *Proc. R. Soc. Lond. A* **117**(778), 610–624 (1928) <https://doi.org/10.1098/rspa.1928.0023>
- [44] Tomonaga, S.: On a Relativistically Invariant Formulation of the Quantum Theory of Wave Fields*. *Progress of Theoretical Physics* **1**(2), 27–42 (1946) <https://doi.org/10.1143/PTP.1.27>
- [45] Tiesinga, E., Mohr, P.J., Newell, D.B., Taylor, B.N.: CODATA recommended values of the fundamental physical constants: 2018. *Rev. Mod. Phys.* **93**, 025010 (2021) <https://doi.org/10.1103/RevModPhys.93.025010>
- [46] Crivelli, P., Cooke, D., Heiss, M.W.: Antiproton charge radius. *Phys. Rev. D* **94**, 052008 (2016) <https://doi.org/10.1103/PhysRevD.94.052008>
- [47] Ohayon, B., Janka, G., Cortinovis, I., Burkley, Z., Borges, L.d.S., Depero, E., Golovizin, A., Ni, X., Salman, Z., Suter, A., Vigo, C., Prokscha, T., Crivelli, P.: Precision measurement of the Lamb shift in muonium. *Phys. Rev. Lett.* **128**, 011802 (2022) <https://doi.org/10.1103/PhysRevLett.128.011802>
- [48] Janka, G., Ohayon, B., Cortinovis, I., Burkley, Z., Sousa Borges, L., Depero, E., Golovizin, A., Ni, X., Salman, Z., Suter, A., Prokscha, T., Crivelli, P.: Measurement of the transition frequency from $2s_{1/2}, f = 0$ to $2p_{1/2}, f = 1$ states in muonium. *Nature Communications* **13**, 7273 (2022) <https://doi.org/10.1038/s41467-022-34672-0>
- [49] Janka, G.: Lamb shift of exotic atoms: Precision measurement in muonium and progress towards the first direct determination in antihydrogen. PhD thesis, ETH Zurich (2022). <https://doi.org/10.3929/ethz-b-000536696>