

# Rethinking GNN Expressive Power from a Distributed Computational Model Perspective

Guanyu Cui<sup>1</sup>, Yuhe Guo<sup>1</sup>, Zhewei Wei<sup>\*1</sup>, and Hsin-Hao Su<sup>2</sup>

<sup>1</sup>Renmin University of China

<sup>2</sup>Boston College

## Abstract

The success of graph neural networks (GNNs) has motivated theoretical studies on their expressive power, often through alignments with the Weisfeiler-Lehman (WL) tests. However, such analyses typically focus on the ability of GNNs to *distinguish* between graph structures, rather than to *compute* or *approximate* specific function classes. The latter is more commonly studied in machine learning theory, including results such as the Turing completeness of recurrent networks and the universal approximation property of feedforward networks. We argue that using well-defined computational models, such as a modified CONGEST model with clearly specified preprocessing and postprocessing, offers a more sound framework for analyzing GNN expressiveness. Within this framework, we show that allowing unrestricted preprocessing or incorporating externally computed features, while claiming that these precomputations enhance the expressiveness, can sometimes lead to problems. We also show that the lower bound on a GNN’s capacity (depth multiplied by width) to simulate one iteration of the WL test actually grows nearly linearly with graph size, indicating that the WL test is not locally computable and is misaligned with message-passing GNNs. Despite these negative results, we also present positive results that characterize the effects of virtual nodes and edges from a computational model perspective. Finally, we highlight several open problems regarding GNN expressiveness for further exploration.

## 1 Introduction

*Graph Neural Networks* (GNNs) have become a vital research topic due to their wide range of applications, such as recommendation systems, weather forecasting, and drug discovery. Recently, there has been a trend of exploring the expressive power of GNNs, with researchers often aligning GNNs with various *Weisfeiler-Lehman* (WL) *graph isomorphism* (GI) tests [51] to highlight both the limitations of existing models and the strengths of their proposed approaches. These tests span a range of methodologies, including the original WL test [53], higher-order extensions such as the  $k$ -WL and  $k$ -Folklore WL (FWL) tests [37, 36, 11], subgraph-based versions [2, 8, 38, 10, 13, 57], and distance-enhanced versions [56, 58].

Although a large number of research equate GNNs with WL tests and present many attractive results, we point out that simply following this approach to study their expressive power has intrinsic limitations. The primary limitation arises from the *semantics* of the WL tests. The original WL test [51] is a hashing-based method for testing graph isomorphism. For two graphs  $G_1$  and  $G_2$ , if  $G_1 \cong G_2$ , where  $\cong$  denotes isomorphism, then the WL test outputs the same representation for both graphs. The WL test naturally induces an equivalence relation  $\equiv_{\text{WL}}$  between graphs, where graphs within the same equivalence class cannot be distinguished by the WL test<sup>1</sup>. Therefore, aligning GNNs with these tests can only capture their ability to produce different representations for graphs that are not equivalent under a certain equivalence relation.

---

<sup>\*</sup>Zhewei Wei is the corresponding author.

<sup>1</sup>Note that the WL test may map two non-isomorphic graphs to the same representation, so the  $\equiv_{\text{WL}}$  relation is “coarser” than the isomorphism relation. Furthermore, [5], [18], and [19] have proven that  $\equiv_{\text{WL}}$  is exactly the  $\mathcal{C}^2$ -equivalence relation  $\equiv_{\mathcal{C}^2}$ , where  $G_1 \equiv_{\mathcal{C}^2} G_2$  means that for any first-order logic sentence  $\varphi$  allowing counting quantifiers  $\exists^{\geq k}$  and no more than two variables,  $\varphi$  has the same truth value on both  $G_1$  and  $G_2$ .

The nature of the WL test as a graph equivalence test makes this approach well-suited for analyzing the *distinguishing power* of GNNs. However, this line of work differs substantially from studies on the expressive power of other models, which typically focus on the *class of functions* that a model can compute or approximate. For example, the expressiveness of feedforward neural networks is often characterized by their ability to approximate any continuous function given sufficient depth and width [9, 23, 22, 29, 17, 55, 35, 25]. Similarly, the expressive power of bounded-precision recurrent neural networks is characterized by their ability to simulate any computation performed by a Turing machine [7].

Recently, some studies have recognized the misalignment between using the WL test to characterize the expressiveness of GNNs and the approaches used to study the expressive power of other models. As a result, they have explored alternative ways to analyze the expressiveness of GNNs. For example, [50] investigates the function approximation capabilities of spectral GNNs; [33] aligns message-passing GNNs (MPGNNs) with the CONGEST model to derive lower bounds on the width and depth required for an MPGNN to perform algorithmic tasks such as cycle detection; and [30] proposes using tools from circuit complexity to characterize the expressive power of MPGNNs.

Although these works begin to explore GNN expressiveness from the perspective of the class of expressible functions, the proposed analysis frameworks are not general enough to support a broad range of GNN models. For instance, [50] focuses solely on spectral GNNs, while the frameworks in [33] and [30] are limited to MPGNNs. Motivated by the limitations of existing frameworks, we propose a more general one that extends the CONGEST distributed computation model by incorporating computational constraints along with additional preprocessing and postprocessing phases. The proposed framework, termed Resource-Limited CONGEST (RL-CONGEST), supports the analysis of GNN models that follow the “preprocessing-then-message-passing” paradigm. Most existing GNNs can in fact be expressed within this framework. Table 1 provides some examples.

Table 1: Many models fit within our framework. Postprocessing is omitted as it is task-specific.

Model	Preprocessing Phase	Message-Passing Phase		
		MSG <sub><math>v \rightarrow u</math></sub>	UPD <sub><math>u</math></sub>	Resource Class C
WL [51]	No Preprocessing	$\mathbf{X}_{v,:}$	HASH( $\mathbf{X}_{u,:}, \{\{\mathbf{X}_{v,:} : v \in N(u)\}\}$ )	TIME( $w\Delta + T_{\text{HASH}}$ )
GCN [26]		$\frac{\mathbf{X}_{v,:}}{\sqrt{d(u)+1}}$	MLP $\left(\sum_{v \in N(u) \cup \{u\}} \frac{\text{MSG}(\mathbf{X}_{v,:})}{\sqrt{d(u)+1}}\right)$	TIME( $w\Delta + T_{\text{MLP}}$ )
GAT [48]		$\mathbf{X}_{v,:}$	MLP $\left(\sum_{v \in N(u) \cup \{u\}} \alpha_{u,v} \text{MSG}(\mathbf{X}_{v,:})\right)$	TIME( $w\Delta + T_{\text{MLP}}$ )
GIN [53]		$\mathbf{X}_{v,:}$	MLP $\left((1+\epsilon)\mathbf{X}_{u,:} + \sum_{v \in N(u)} \text{MSG}(\mathbf{X}_{v,:})\right)$	TIME( $w\Delta + T_{\text{MLP}}$ )
$k$ -WL	Construct $G' = (V^k, E', \mathbf{X}')$ , where $E' = \{(\mathbf{u}, \mathbf{v}) \in (V^k)^2 : d_H(\mathbf{u}, \mathbf{v}) = 1\}$ , $\mathbf{X}'_{\mathbf{u},:} = \mathbf{X}_{\{\mathbf{u}_1, \dots, \mathbf{u}_k\},:}$	$\mathbf{X}'_{v,:}$	Equation 5 in Appendix A	TIME( $kw V  + T_{\text{HASH}}$ )
$k$ -FWL		$\mathbf{X}'_{v,:}$	Equation 6 in Appendix A	TIME( $kw V  + T_{\text{HASH}}$ )
$k$ -GNNs [37, 36]		Varies, typically message-passing on precomputed graphs		
Subgraph GNNs [2, 8, 38, 10, 13, 57]	Varies, typically identify or sample subgraphs	Varies, typically message-passing on precomputed graphs		
GD-WL [56]	Construct $G' = (V, V^2, \mathbf{X}')$ , where $\mathbf{X}' = [\mathbf{X} \parallel \mathbf{R}]$ , and $\mathbf{R}$ is the SPD or RD matrix	$(\mathbf{X}_{v,:}, d(u, v))$	Equation 7 in Appendix A	TIME( $w V  + T_{\text{HASH}}$ )
GD-Transformer [56]		$(\mathbf{X}_{v,:}, d(u, v))$	Message-passing on precomputed graphs	
[30] (Circuit Perspective)	No Preprocessing	Circuits in $\text{TC}^0$		
MPGNN + Unique / Random IDs [33, 42, 3]	Construct $G' = (V, V^2, \mathbf{X}')$ , where $\mathbf{X}' = [\mathbf{X} \parallel \mathbf{U}]$ , and $\mathbf{U}$ are random features or row-wise unique features	Varies, typically message-passing on precomputed graphs		

**Contribution.** In this paper, we propose a framework for analyzing the expressiveness of GNNs based on the RL-CONGEST model and establish several theoretical results within this framework. These results can be summarized as follows:

- Many existing works have proposed GNNs claimed to have stronger expressive power through preprocessing, such as identifying subgraphs [45, 4, 52] or precomputing distances [56]. By carefully analyzing these methods under the RL-CONGEST framework, we first observe that some works *implicitly assume overly strong precomputation capabilities*, where the precomputation is more powerful than solving graph isomorphism or any constant  $k$ -WL test, contradicting the original motivation of aligning GNNs with the

WL tests. We also find that some works *misattribute the expressiveness of precomputed features to the model’s expressive power*, while in reality, the computed features simplify the task rather than enhance the model’s expressiveness.

- Prior works analyze the expressive power of GNNs by directly replacing the HASH functions in the WL tests with the UPD functions in the message-passing process [53]. Intuitively, one might suspect that HASH functions are not locally computable, since a node cannot determine a new color without error by solely inspecting its local neighborhood. Using tools from *communication complexity*, we formally prove that the depth  $d$  and width  $w$  of a GNN must satisfy  $d = \Omega\left(D + \frac{m}{w \log n}\right)$  in order to simulate one iteration of the WL test in the worst case, assuming  $w = o\left(\frac{n}{\log n}\right)$ , where  $D$  is the graph diameter, and  $m$  and  $n$  denote the number of edges and nodes, respectively. This result shows that the global nature of HASH functions and the local nature of message passing in GNNs are inherently misaligned, and thus the WL test is not as primitive to GNNs as often claimed.
- Despite these negative findings, we also present positive results, showing the benefits of virtual nodes and edges from the perspective of computational models.

To complement our theoretical analysis, we conduct additional experiments supporting several of our results. In the final section, we present several open problems for further exploration.

## 2 Preliminaries

In this section, we first define the notations used throughout the paper and then provide an overview of the relevant background knowledge.

### 2.1 Notations

We use curly braces  $\{\cdot\}$  to denote sets and double curly braces  $\{\!\!\{\cdot\}\!\!\}$  to denote multisets, where elements can appear multiple times. The notation  $[n]$  is shorthand for  $\{1, 2, \dots, n\}$ . Boldface lowercase letters, such as  $\mathbf{x}$ , represent vectors, while boldface uppercase letters, such as  $\mathbf{X}$ , represent matrices. The notation  $\mathbf{x}_i$  stands for the  $i$ -th element of vector  $\mathbf{x}$ , and  $\mathbf{X}_{i,j}$  stands for the element in the  $i$ -th row and  $j$ -th column of matrix  $\mathbf{X}$ .  $\mathbf{X}_{i,:}$  stands for the  $i$ -th row of the matrix  $\mathbf{X}$ , and  $\mathbf{X}_{:,j}$  stands for the  $j$ -th column of the matrix  $\mathbf{X}$ . For two vectors of the same length  $k$ , we define the Hamming distance between them, denoted as  $d_H(\mathbf{x}, \mathbf{y})$ , as the number of differing coordinates, i.e.,  $|\{i \in [k] : \mathbf{x}_i \neq \mathbf{y}_i\}|$ , where  $|\cdot|$  denotes the cardinality (number of elements) of a set. Given two functions  $f : X \rightarrow Y$  and  $g : Y \rightarrow Z$ , their composition  $g \circ f : X \rightarrow Z$  is defined by  $(g \circ f)(x) = g(f(x))$  for all  $x \in X$ . We denote a graph by  $G = (V, E)$ , where  $V$  is the vertex set and  $E \subseteq V \times V$  is the edge set. Given an ordering of the elements in  $V$ , we can define the adjacency matrix of  $G$ , denoted by  $\mathbf{A} \in \{0, 1\}^{|V| \times |V|}$ , as a binary matrix where the  $(i, j)$ -th element indicates whether  $(i, j)$  is an edge, i.e.,  $\mathbf{A}_{i,j} = \mathbb{I}[(i, j) \in E]$ , where  $\mathbb{I}[\cdot]$  is the indicator function. Unless specified otherwise, any graph  $G$  mentioned in this paper is undirected, meaning that for any two nodes  $i, j \in V$ ,  $(i, j) \in E$  if and only if  $(j, i) \in E$ . Given a node  $u$  in a graph  $G$ , the  $k$ -hop neighborhood of  $u$ , denoted by  $N_k(u)$ , is defined as  $N_k(u) := \{v : d_G(u, v) \leq k\}$ , where  $d_G(u, v)$  is the shortest path distance between  $u$  and  $v$ . For an edge  $(u, v) \in E$  in  $G$ , the  $k$ -hop neighborhood of  $(u, v)$ , denoted by  $N_k((u, v))$ , is defined as  $N_k((u, v)) = N_k(u) \cup N_k(v)$ . When  $k = 1$ , we may omit the subscripts. The degree of node  $u$ , denoted by  $d(u)$ , is defined as  $d(u) := |N(u)|$ . We use  $n := |V|$  and  $m := |E|$  to denote the number of nodes and edges of  $G$  when it can be inferred from context. We use  $D$  to denote the diameter of a graph, which is the length of the longest shortest path.  $\Delta$  denotes the maximum degree of a graph, and  $\delta$  denotes the minimum degree of a graph.

### 2.2 Weisfeiler-Lehman Tests

The standard Weisfeiler-Lehman (WL) test, proposed by [51], serves as a graph isomorphism test. In this test, each node is initially assigned a natural number, known as a color, from  $[\text{poly}(n)]$  (typically, all nodes

are assigned the same color, such as 0). The iteration formula of the WL test is as follows:

$$C^{(\ell+1)}(u) = \text{HASH}^{(\ell)} \left( C^{(\ell)}(u), \left\{ \left\{ C^{(\ell)}(v) : v \in N(u) \right\} \right\} \right), \forall u \in V, \quad (1)$$

where  $C^{(\ell)}(u)$  denotes the color of node  $u$  in the  $\ell$ -th iteration, and  $\text{HASH}^{(\ell)}$  is a perfect hash function that maps a pair consisting of a color and a multiset of colors to a new color. To determine whether two graphs,  $G_1$  and  $G_2$ , are isomorphic using the WL test, we first assign the same initial color to all nodes and simultaneously apply the iteration formula to both graphs (sharing the same hash function across both graphs) until the number of colors no longer increases. Once the colors stabilize, we denote the color of each node as  $\text{WL}_{\{G_1, G_2\}}(v)$ . The multisets of colors for both graphs,  $\{\{\text{WL}_{\{G_1, G_2\}}(v) : v \in V(G_1)\}\}$  and  $\{\{\text{WL}_{\{G_1, G_2\}}(v) : v \in V(G_2)\}\}$ , serve as their ‘‘fingerprints’’. If these two multisets differ, we conclude that the graphs are not isomorphic. There are several variants of the standard WL test, and we will introduce some of them in Appendix A.

## 2.3 Graph Neural Networks

Graph neural networks (GNNs) are neural networks defined on graphs. The most prominent and widely used framework for implementing GNNs, as found in libraries such as PyTorch-Geometric [12] and DGL [49], is the message-passing GNN (MPGNN) framework proposed by [16], which has a close connection with distributed computation models such as the LOCAL model and the CONGEST model [31, 32, 39, 33]. We will present a formal definition of MPGNNs, starting with their building blocks, namely the message-passing layers, as follows:

**Definition 1** (Message-Passing Layer). *A message-passing (MP) layer  $\text{MP}_{n, F_1, F_2} : \{0, 1\}^{n \times n} \times \mathbb{R}^{n \times F_1} \rightarrow \mathbb{R}^{n \times F_2}$  is a function that maps a graph with  $F_1$ -dimensional features to new features with  $F_2$  dimensions. Additionally, it must be decomposable into the following message-passing form:*

$$(\text{MP}_{n, F_1, F_2}(\mathbf{A}, \mathbf{X}))_{u,:} = \text{UPD}_u(\mathbf{X}_{u,:}, \{\{\text{MSG}_{v \rightarrow u}(\mathbf{X}_{v,:}) : v \in N(u)\}\}), \quad (2)$$

where  $\text{MSG}_{v \rightarrow u} : \mathbb{R}^{F_1} \rightarrow \mathbb{R}^w$  is a message function that maps the features of node  $v$  to a message of size  $w$  to send to node  $u$ , and  $\text{UPD}_u : \mathbb{R}^{F_1} \times \mathbb{R}^{\Delta w} \rightarrow \mathbb{R}^{F_2}$  is the update function that maps the features of node  $u$  and the messages it receives to new features of size  $F_2$ .

Here, we define  $w$  as the (band)**width** of the layer, which is typically (but not necessarily) equal to  $F_1$  in the model. We also define  $\max\{F_1, F_2, s\}$  as the **load** of the layer, where  $s$  denotes the auxiliary space used during the computation of the output in the message-passing layer.

With the formal definition of message-passing layers, we can define the architecture of an MPGNN with respect to various downstream tasks.

**Definition 2** (Message-Passing GNN). *Given a graph  $G$  with adjacency matrix  $\mathbf{A} \in \{0, 1\}^{n \times n}$  and attributed node features  $\mathbf{X} \in \mathbb{R}^{n \times F_0}$ , an MPGNN defined on  $G$  includes two phases of computation. The first phase is the message-passing phase in which the input feature matrix  $\mathbf{X}$  is passed through  $d$  consecutive message-passing layers, which can be formulated as the following recursion:*

$$\mathbf{X}^{(k)} = \begin{cases} \text{MP}_{n, F_{k-1}, F_k}(\mathbf{A}, \mathbf{X}^{(k-1)}), & k = 1, 2, \dots, d, \\ \mathbf{X}, & k = 0. \end{cases} \quad (3)$$

The second phase is the post-processing phase, which is determined by the downstream task. (A formal and detailed definition of the downstream tasks is provided in Appendix B.) The width and load of this MPGNN model are defined as the maximum width and maximum load among all message-passing layers, respectively.

The iteration formula of the standard WL test can be viewed as a special case of MPGNNs, where the updating functions are hash functions. High-order GNNs correspond to high-order WL tests in the same way that MPGNNs correspond to the standard WL test.

---

<sup>2</sup>In practice, we cannot use real numbers with infinite precision. In this paper, when  $\mathbb{R}$  appears alongside a graph with  $n$  nodes, we always consider it as the set of all  $O(\log n)$ -bit numbers, which aligns with the settings of the word RAM computational model.

### 3 The Resource-Limited CONGEST Model

As noted in the Introduction, there exists a misalignment between the distinguishing power of WL tests and the expressive power of models. In this section, we propose a framework based on the Resource-Limited CONGEST (RL-CONGEST) model, which serves as a template for analyzing the expressive power of GNNs. We begin by introducing its core foundation: the CONGEST model [31, 32, 39, 14].

**Definition 3** (CONGEST Model). *The CONGEST model is defined over an  $n$ -node graph  $G = (V = [n], E)$ . Initially, each node knows the total number of nodes  $n$  and its own initial features<sup>3</sup>. In each communication round, a node receives messages<sup>4</sup> sent from its neighbors, performs local computation based on its current knowledge, and sends messages to its neighbors. This process is captured in [33] by the following update rule:*

$$s_u^{(\ell+1)} = \text{UPD}_u^{(\ell)} \left( s_u^{(\ell)}, \left\{ \text{MSG}_{v \rightarrow u}^{(\ell)} \left( s_v^{(\ell)} \right) : v \in N(u) \right\} \right), \quad \forall u \in V, \quad (4)$$

where  $s_u^{(\ell)}$  denotes the internal state (which may not necessarily be a vector) of node  $u$ .

The CONGEST model was introduced to study the number of communication rounds required to solve distributed computing problems in bandwidth-limited networks. Due to the similarity between the update process in the CONGEST model (Equation 4) and the message-passing mechanism of MPGNNs (Equation 2), prior work [33] has proposed using the CONGEST model to characterize MPGNNs and derived lower bounds for tasks such as cycle detection. However, relying solely on the CONGEST model poses two key limitations. First, it applies only to MPGNNs, excluding many GNN variants such as higher-order GNNs and graph transformers. Second, it places no constraints on the computational resources available at each node, making it too coarse-grained for analyzing expressiveness. To address these limitations and better align with practical GNN architectures, we introduce the RL-CONGEST model, an extension of the CONGEST model, along with an expressiveness analysis framework based on it.

**Definition 4** (RL-CONGEST Model and Analysis Framework). *Given a model width  $w \in \mathbb{N}$  and a computational complexity class  $\mathcal{C}$  (e.g.,  $\text{TC}^0$ ,  $P$ ), the RL-CONGEST model with width  $w$  and computational resource class  $\mathcal{C}$  is defined as a variant of the CONGEST model in which each message per communication round is limited to  $w \lceil \log |V(G)| \rceil$  bits, and each node is allowed to perform computations belonging to the class  $\mathcal{C}$ .*

*For an attributed graph  $G = (V, E, \mathbf{X})$ , where  $\mathbf{X}$  represents node features<sup>5</sup>, the computation of a GNN framework with the RL-CONGEST model consists of the following phases:*

1. **Preprocessing:** *Operations such as hypergraph construction (used in higher-order GNNs), subgraph extraction (used in subgraph-based GNNs), or additional feature computation (used in distance-aware GNNs) are carried out. The output is a new attributed graph  $G' = (V', E', \mathbf{X}')$ .*
2. **Message-Passing and Postprocessing:** *Each node  $u \in V'$  is initialized with its feature vector  $\mathbf{X}'_u$ . Message passing is conducted similarly to the standard CONGEST model, but with the additional capability that each node can perform local computations within the class  $\mathcal{C}$ . The number of communication rounds corresponds to the GNN depth  $d$ . After message passing, further computation is performed based on the downstream task as in Definition 2.*

In Figure 1, we present a diagram illustrating the three phases of the computation process for a GNN using the RL-CONGEST model.

Using the RL-CONGEST model together with optional preprocessing and postprocessing phases, we obtain a general analysis framework for GNNs that follow a preprocessing-then-message-passing architecture. By specifying the function classes  $\mathcal{F}_{\text{pre}}$ ,  $\mathcal{F}_{\text{MSG}}$ ,  $\mathcal{F}_{\text{UPD}}$ , and  $\mathcal{F}_{\text{post}}$ , from which the preprocessing, message, update, and postprocessing functions are drawn, we can define a corresponding class of GNN models. The expressive power of a class of models can be naturally defined (in Appendix C) as the set of functions they can express [43], similar to other computational models.

<sup>3</sup>In the standard setting, initial features include a unique identifier in  $[\text{poly}(n)]$  or  $[n]$ , along with other attributes. In our framework, we relax this assumption to allow arbitrary node features.

<sup>4</sup>In the standard setting, message sizes are restricted to  $O(1)$  numbers (or  $O(\log n)$  bits). In our framework, we relax this constraint to  $O(w)$  numbers (or  $O(w \log n)$  bits) to align with the message size in MPGNNs; see Definition 2.

<sup>5</sup>It is also possible to incorporate edge features  $\mathbf{e}_{(u,v)}$  by storing them as additional attributes on the corresponding nodes  $u$  and  $v$ . For simplicity, we omit these details and focus solely on the case with node features.

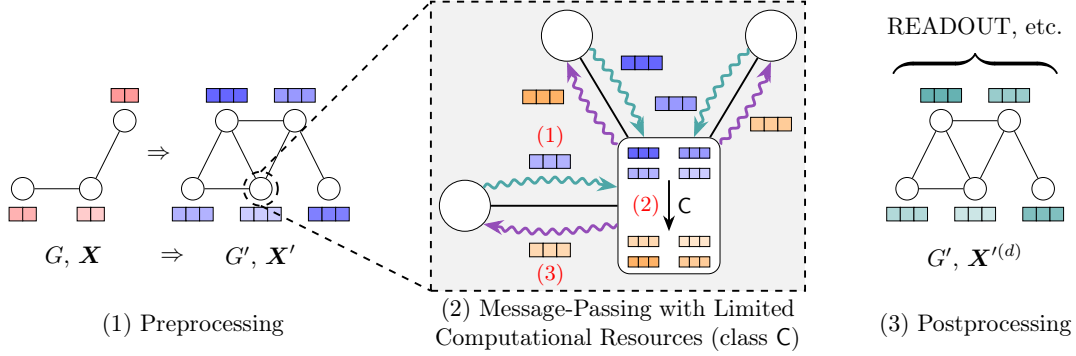


Figure 1: The three phases of computation in GNNs using the RL-CONGEST model.

## 4 Theoretical Results

In this section, we use the proposed RL-CONGEST framework to analyze the expressive power of GNNs through several examples. We begin by examining the preprocessing phase and identifying key issues in existing approaches. We then analyze the message-passing phase to show that the hash functions used in WL tests are not locally computable and are not as primitive as often assumed. Finally, we present our results on the impact of virtual nodes and virtual edges. Table 2 summarizes the expressiveness results to be discussed in this section.

Table 2: Summary of expressiveness results discussed in this section. “†” indicates a randomized construction, and “—” means that there is no constraint.

Result	Preprocessing Time	C	Message-Passing Rounds (Depth)	Expressiveness Conclusion (Solvable Problem(s))
Subgraph GNNs [45, 4, 52](Ref.)	NP-Complete	—	—	$k$ -WL ( $\in \mathcal{P}$ )
GD-WL [56](Ref.)	$\text{TIME}(mn)$	—	—	Node-/Edge-Biconnectivity ( $\in \text{TIME}(m)$ )
†CONGEST [40](Ref.)	$\text{TIME}(n)$	$\text{TIME}(\Delta)$	$O\left(D + \frac{\Delta}{\log n}\right)$	Node-Biconnectivity
CONGEST [41](Ref.)	$\text{TIME}(n)$	$\text{TIME}(\Delta)$	$O(D)$	Edge-Biconnectivity
CONGEST [33](Ref.)	$\text{TIME}(n)$	—	—	Turing-Computable Functions
Appendix I	$\text{TIME}(n)$	—	$O\left(D + \frac{m}{w}\right)$	Turing-Computable, Bounded-Features Functions
Theorem 2	$\text{TIME}(1)$	$\text{TIME}(n^2 \log n)$	$O\left(D + \frac{m}{w}\right)$	WL Problem (Def. 6)
Theorem 3	$\text{TIME}(n)$	$\text{TIME}(n^2 \log n)$	$O\left(\frac{\Delta}{w}\right)$	
Theorem 4	$\text{TIME}(n \log n)$	$\text{TIME}(\Delta)$	$\frac{\Delta}{w} 2^{O(\sqrt{\log n \log \log n})}$	
†Appendix K	$\text{TIME}(n \log n)$	$\text{TIME}(\Delta)$	$\frac{\Delta}{w} 2^{O(\sqrt{\log n})}$	

### 4.1 Analysis of the Preprocessing

Motivated by the limited distinguishing power of WL tests (which are often considered an upper bound on the expressiveness of MPGNNs), several studies have proposed GNN variants inspired by extensions of the WL test. These models incorporate precomputed graphs or features in an effort to enhance expressiveness.

In this section, we analyze the preprocessing phase of such models and identify two key issues that arise in their preprocessing procedures.

**Overly Strong Precomputation Capability.** One class of examples arises from GNNs that identify a set of subgraphs  $\mathcal{H}$  in the input graph  $G$  during preprocessing. For instance, [45], [4], and [52] proposed variants of GNNs and WL tests that leverage hand-crafted features or introduce virtual nodes based on recognized subgraph patterns. They argue that for any integer  $k$ , there exist sets of subgraphs that can enhance the expressiveness of their models beyond that of the  $k$ -WL test. However, these models achieve full expressiveness only when no constraints are placed on  $\mathcal{H}$ , effectively assuming access to oracles capable of detecting and counting isomorphic subgraphs. From a theoretical perspective, such preprocessing assumptions are overly strong. First, the subgraph isomorphism (SubGI) problem is known to be **NP-Complete**. Moreover, the counting version of SubGI ( $\#$ SubGI) is **#P-Complete** [47]. According to one of Toda’s theorems [46], we have  $\text{PH} \subseteq \text{P}^{\#\text{P}[1]}$ , implying that a single query to a  $\#$ SubGI oracle, combined with polynomial-time processing, suffices to solve any problem in the polynomial hierarchy (PH). Recall that the motivation for aligning GNNs with WL tests is to analyze their ability to distinguish non-isomorphic graphs, a problem that lies in the class **NP**. Allowing preprocessing that is computationally more powerful than GI contradicts this original motivation. We summarize the relevant complexity classes and problems in Figure 2.

Inspired by the analysis above, we conclude that when analyzing the capability of GNNs to compute a function  $f$ , the preprocessing phase should not exceed the computational hardness of  $f$  itself. This principle is formalized in Remark 1.

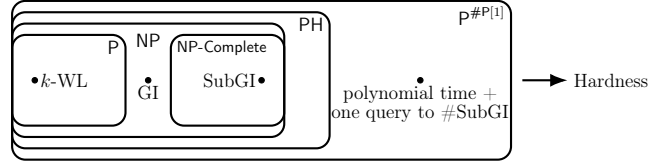


Figure 2: Relevant complexity classes and problems.

**Remark 1.** Let  $f$  be a function defined on attributed graphs that can be computed in time  $T(G)$ . If a GNN is allowed a preprocessing time  $T_{\text{pre}}(G) \geq T(G)$  for all  $G$ , there is a risk that  $f$  could be directly computed during the preprocessing phase and its result fed into the model, thereby creating a shortcut that bypasses the intended learning or inference process.

**Mistakenly Attributing the Expressiveness.** Another example is the GD-WL test proposed by [56]. The authors prove that the standard WL test lacks the ability to distinguish graph biconnectivity and therefore propose precomputing all-pair distance matrices, such as shortest path distances (SPD) and resistance distances (RD), as additional input features. The authors claim that the GD-WL test and the corresponding graph transformer model have greater expressive power than the standard WL tests by proving that with precomputed distances, the models can distinguish graph biconnectivity. However, we challenge this claim by showing that precomputed resistance distance (also known as effective resistance; see Appendix D for a formal definition) simplifies the node and edge biconnectivity decision problems by transforming them from global problems into local ones.

We begin by formally defining the notions of local and global problems.

**Definition 5** (Local and Global Problems). Let  $\mathcal{P}$  be a node or edge property defined on a subset of attributed graphs  $\mathcal{S} \subseteq \mathcal{G}$ , which maps a graph  $G \in \mathcal{S}$  to a  $|V(G)|$ -dimensional (or  $|E(G)|$ -dimensional, respectively) binary vector. We say that  $\mathcal{P}$  is  **$k$ -local** if, for all  $G = (V, E, \mathbf{X}) \in \mathcal{S}$  and for all  $u \in V$  (or  $(u, v) \in E$ , respectively), the value of the element  $\mathcal{P}(G)_u$  (or  $\mathcal{P}(G)_{(u,v)}$ , respectively) depends only on the  $k$ -hop induced subgraph  $G[N_k(u)] = (N_k(u), \{(x, y) \in E(G) : x \in N_k(u), y \in N_k(u)\}, \mathbf{X}_{N_k(u)})$  (or on  $G[N_k((u, v))]$ , respectively). In particular, we refer to  $\mathcal{P}$  as a **global** property if it is  $\Omega(n)$ -local.

In Theorem 1, we show that the proposed GD-WL test transforms the inherently global nature of the biconnectivity problem into a locally verifiable one, by leveraging precomputed resistance distances.

**Theorem 1.** Let the preprocessing function  $f_{\text{pre}} : \mathcal{G} \rightarrow \mathcal{G}$  map an attributed graph  $G = (V, E, \mathbf{X})$  to  $G' = (V, E, \mathbf{R})$ , where  $\mathbf{R}$  is the all-pairs resistance distance matrix. Let  $\mathcal{S} = f_{\text{pre}}(\mathcal{G})$  denote the set of preprocessed attributed graphs. Then, with respect to graphs in  $\mathcal{S}$ , node biconnectivity is a 1-local property and edge biconnectivity is a 0-local property. In contrast, both are global properties on non-attributed graphs.

The proof of Theorem 1 is provided in Appendix E. As shown in Theorem 1, biconnectivity can be more easily determined using precomputed resistance distances. However, this approach violates the principle outlined in Remark 1, as computing all-pairs resistance distances requires  $\Omega(n^2)$  time, while the biconnectivity decision problem can be solved in  $O(m)$  time using Tarjan’s algorithm [44].

**Underestimated Features.** In parallel, [41] and [40] proposed an  $O(D)$ -round algorithm to identify all cut edges and an  $O\left(D + \frac{\Delta}{\log n}\right)$ -round (randomized) algorithm to detect cut vertices, assuming nodes have unique identifiers. These results imply that MPGNNs are capable of solving the biconnectivity problem when nodes are equipped with unique features. Furthermore, [33] proved that, given unique node identifiers and assuming sufficiently expressive message and update functions, along with adequate depth and width, GNNs can compute any Turing-computable function. This observation is consistent with both theoretical and empirical studies on the effect of random node features [42, 1], which act as unique IDs with high probability. Additional work has also investigated the explicit role of unique identifiers in enhancing GNN expressiveness [3].

## 4.2 Analysis of the Message-Passing: Misalignment of Hash Functions and MPGNN Layers

Since [53], many related works have implicitly assumed that the hash functions used in the WL tests are sufficiently simple to be computed within a single round of message passing. However, in this paper, we use communication complexity to argue that these hash functions are not locally computable and, in fact, require a network of large size. To support this claim, we first formally define a single iteration of the WL test, which we refer to as the WL problem, as described below:

**Definition 6** (Weisfeiler-Lehman Problem). *Given a graph  $G$  with  $n$  nodes and a color set  $C = [p(n)]$  for some polynomial  $p(n)$ , the Weisfeiler-Lehman problem is defined as the task of, given a color vector  $\mathbf{x} \in C^n$ , finding a new color vector  $\mathbf{y} \in C^n$  such that for all  $u, v \in V$ , we have  $\mathbf{y}_u = \mathbf{y}_v \Leftrightarrow \mathbf{x}_u = \mathbf{x}_v \wedge \{\{\mathbf{x}_z : z \in N(u)\}\} = \{\{\mathbf{x}_z : z \in N(v)\}\}$ .*

We now formally state the theorem regarding the hardness of one iteration of the WL test:

**Theorem 2** (Lower Bound and Upper Bound of the WL Problem). *If a GNN can simulate one iteration of the WL test without preprocessing, either deterministically or randomly with zero error, the model’s width  $w$  and depth  $d$  must satisfy  $d = \Omega\left(D + \frac{m}{w \log n}\right)$ , given that  $w = o\left(\frac{n}{\log n}\right)$ . Moreover, there exists a GNN model that can simulate one iteration of the WL test without preprocessing, with width  $w$  and depth  $d$  satisfying  $d = O\left(D + \frac{m}{w}\right)$ . Additionally, it is sufficient to set the nodes’ computational resource class to  $C = \text{TIME}(n^2 \log n)$ .*

We use communication complexity to prove Theorem 2, with detailed proofs provided in Appendices G and H. It may seem surprising that one iteration of the WL test requires large network, appearing to contradict the conclusions of Xu et al. [53]. However, their analysis relies on exponential-size node colors, which require  $O(m)$  bits to represent, and thus does not contradict our lower bound on capacity. As a generalization of the upper bound in Theorem 2, we can apply similar techniques to show that the WL problem is one of the most global problems. Specifically, for any function that maps a graph  $G$ , and bounded node features  $\mathbf{X} \in \mathbb{R}^{n \times O(1)}$ , it can be computed by a GNN with width  $w$  and depth  $d = O\left(D + \frac{m}{w}\right)$ , provided that the updating functions are sufficiently expressive. The formal statement of this result can be found in Appendix I. Therefore, by enhancing the expressiveness of the updating functions, we can obtain more powerful GNNs.

## 4.3 More Results on Virtual Nodes and Edges

Additionally, we present results about the effects of virtual nodes and edges.

**Theorem 3.** *There exists a GNN with width  $w$  and depth  $d$ , satisfying  $d = O\left(\frac{\Delta}{w}\right)$ , that can simulate one iteration of the WL test by preprocessing the graph to add a virtual node connected to all other nodes. Additionally,  $C = \text{TIME}(n^2 \log n)$  suffices.*



**Theorem 4.** *There exists a GNN with width  $w$  and depth  $d = \frac{\Delta}{w} 2^{O(\sqrt{\log n \log \log n})}$  that can simulate one iteration of the WL test by preprocessing the graph to add virtual edges, ensuring that the resulting graph has  $\Omega(1)$  conductance (e.g., by adding edges between each pair of nodes independently with probability  $p = (\frac{1}{2} + \delta) \frac{\log n}{n}$ ). Additionally,  $C = \text{TIME}(\Delta)$  suffices.*

The proofs of Theorem 3 and Theorem 4 are provided in Appendices J and K, respectively. Although the capacity bound,  $dw = \Delta 2^{O(\sqrt{\log n \log \log n})}$ , in Theorem 4 is larger than the virtual node case of  $dw = O(\Delta)$ , the virtual edge case is actually “more reasonable” in some respects. In the virtual node case, the additional virtual node takes on most of the computational burden, such as sorting  $O(m)$  words, while other nodes bear almost no computational load. In contrast, in the virtual edge case, the computational burden is distributed more evenly, with each node handling its own share of the work. Moreover, if we allow randomness within each node’s computation, the depth bound can be reduced to  $d = \frac{\Delta}{w} 2^{O(\sqrt{\log n})}$ . A related discussion can also be found in Appendix K.

## 5 Experiments

The RL-CONGEST model provides valuable theoretical insights. For example, resistance distances can reduce the complexity of biconnectivity problems, which may have been previously underestimated. Specifically, we conducted an experiment to verify Theorem 1.

### 5.1 Datasets and Implementation Details

We generate 200 Erdős–Rényi graphs as the dataset using the NetworkX library, where the number of nodes  $n$  is uniformly sampled from  $[20, 100]$  and the edge probability is set to  $p = 5/n$ . We split the dataset into training, validation, and test sets with a 60%/20%/20% ratio. The same dataset is used across all experiments. For each experiment, we run the model 10 times with different random seeds. All experiments are performed on a Linux server equipped with a 40-core Intel(R) Xeon(R) Silver 4114 CPU @ 2.20GHz and 692GB of RAM.

### 5.2 Experiment I: 0-Locality of Cut Edges with Resistance Distances

To show the 0-locality of cut edges with resistance distances, we compare the accuracy<sup>6</sup> of Graphormer-GD [56], which is based on GD-WL, with a threshold-based indicator function. To be specific, for each edge  $(u, v)$ , we set  $x_{(u,v)} = R(u, v)$  and feed it into the model  $\mathbb{I}[x \geq a]$ , implemented as  $\text{sigmoid}(50(x - a))$ , where  $a$  is a learnable parameter. We set the learning rate to  $1\text{e-}3$ , the maximum number of iterations to 10,000, and the early stopping patience to 100. As shown in Table 3, even indicator functions are perfect classifiers.

Table 3: Results of Experiment I.

Model	Acc.(%)
Graphormer-GD [56]	100.0
Indicator Function	100.0

### 5.3 Experiment II: 1-Locality of Cut Vertices with Resistance Distances

To empirically show the 1-locality of cut vertices using pre-computed resistance distances, we compare the performance of Graphormer-GD [56] with a variant trained and evaluated exclusively on the induced subgraph consisting of each node and its one-hop neighborhood. We refer to this variant as Transformer-GD-Ego. In this experiment, we modify only the training and inference procedures of the original Graphormer-GD model, such that both processes are performed solely on the one-hop ego-graph

Table 4: Results of Experiment II.

Model	Acc.(%)
Graphormer-GD [56]	100.0
Transformer-GD-Ego	99.5

<sup>6</sup>We consider a model to be correct on a graph if it correctly predicts the biconnectivity status of all nodes (or edges) in that graph. The overall accuracy is then defined as the proportion of graphs on which the model makes entirely correct predictions.

centered at each node. Detailed hyperparameter configurations can be found in Appendix L. As shown in Table 4, the results verify our theory.

## 6 Open Problems

Although we propose an analysis framework to investigate the expressive power of GNNs, several important problems remain open. Below, we outline two key directions:

1. **Gap between computability and learnability.** Most existing work shows the expressiveness of GNNs by proving the existence of models that can compute specific functions. However, these results focus on *computability*, meaning that a function is within the model’s theoretical capability. In contrast, *learnability* concerns whether such functions can be learned effectively. Understanding the relationship between these two aspects remains a significant open challenge.
2. **Lower bounds on node-level computational resources.** We prove lower bounds on the relationship between network depth and width. However, it does not address the computational capacity required at each node. It remains unclear whether a GNN, even with sufficient depth and width, can simulate WL tests under restrictions such as constant-depth log-precision MLPs. Deriving finer-grained lower bounds that account for node-level computation remains an important direction for future work, potentially requiring tools from broader areas of theoretical computer science.

## References

- [1] Ralph Abboud, İsmail İlkan Ceylan, Martin Grohe, and Thomas Lukasiewicz. The surprising power of graph neural networks with random node initialization. In Zhi-Hua Zhou, editor, *Proceedings of the Thirtieth International Joint Conference on Artificial Intelligence, IJCAI 2021, Virtual Event / Montreal, Canada, 19-27 August 2021*, pages 2112–2118. ijcai.org, 2021.
- [2] Emily Alsentzer, Samuel G. Finlayson, Michelle M. Li, and Marinka Zitnik. Subgraph neural networks. In Hugo Larochelle, Marc’Aurelio Ranzato, Raia Hadsell, Maria-Florina Balcan, and Hsuan-Tien Lin, editors, *Advances in Neural Information Processing Systems 33: Annual Conference on Neural Information Processing Systems 2020, NeurIPS 2020, December 6-12, 2020, virtual*, 2020.
- [3] Maya Bechler-Speicher, Moshe Eliasof, Carola-Bibiane Schönlieb, Ran Gilad-Bachrach, and Amir Globerson. Towards invariance to node identifiers in graph neural networks. *CoRR*, abs/2502.13660, 2025.
- [4] Giorgos Bouritsas, Fabrizio Frasca, Stefanos Zafeiriou, and Michael M. Bronstein. Improving graph neural network expressivity via subgraph isomorphism counting. *IEEE Trans. Pattern Anal. Mach. Intell.*, 45(1):657–668, 2023.
- [5] Jin-yi Cai, Martin Fürer, and Neil Immerman. An optimal lower bound on the number of variables for graph identification. In *30th Annual Symposium on Foundations of Computer Science, Research Triangle Park, North Carolina, USA, 30 October - 1 November 1989*, pages 612–617. IEEE Computer Society, 1989.
- [6] Yi-Jun Chang, Shang-En Huang, and Hsin-Hao Su. Deterministic expander routing: Faster and more versatile. In Ran Gelles, Dennis Olivetti, and Petr Kuznetsov, editors, *Proceedings of the 43rd ACM Symposium on Principles of Distributed Computing, PODC 2024, Nantes, France, June 17-21, 2024*, pages 194–204. ACM, 2024.
- [7] Stephen Chung and Hava T. Siegelmann. Turing completeness of bounded-precision recurrent neural networks. In Marc’Aurelio Ranzato, Alina Beygelzimer, Yann N. Dauphin, Percy Liang, and Jennifer Wortman Vaughan, editors, *Advances in Neural Information Processing Systems 34: Annual Conference on Neural Information Processing Systems 2021, NeurIPS 2021, December 6-14, 2021, virtual*, pages 28431–28441, 2021.
- [8] Leonardo Cotta, Christopher Morris, and Bruno Ribeiro. Reconstruction for powerful graph representations. In Marc’Aurelio Ranzato, Alina Beygelzimer, Yann N. Dauphin, Percy Liang, and Jennifer Wortman Vaughan, editors, *Advances in Neural Information Processing Systems 34: Annual Conference on Neural Information Processing Systems 2021, NeurIPS 2021, December 6-14, 2021, virtual*, pages 1713–1726, 2021.
- [9] George Cybenko. Approximation by superpositions of a sigmoidal function. *Math. Control. Signals Syst.*, 2(4):303–314, 1989.
- [10] Jiarui Feng, Yixin Chen, Fuhai Li, Anindya Sarkar, and Muhan Zhang. How powerful are k-hop message passing graph neural networks. In Sanmi Koyejo, S. Mohamed, A. Agarwal, Danielle Belgrave, K. Cho, and A. Oh, editors, *Advances in Neural Information Processing Systems 35: Annual Conference on Neural Information Processing Systems 2022, NeurIPS 2022, New Orleans, LA, USA, November 28 - December 9, 2022*, 2022.
- [11] Jiarui Feng, Lecheng Kong, Hao Liu, Dacheng Tao, Fuhai Li, Muhan Zhang, and Yixin Chen. Extending the design space of graph neural networks by rethinking folklore weisfeiler-lehman. In Alice Oh, Tristan Naumann, Amir Globerson, Kate Saenko, Moritz Hardt, and Sergey Levine, editors, *Advances in Neural Information Processing Systems 36: Annual Conference on Neural Information Processing Systems 2023, NeurIPS 2023, New Orleans, LA, USA, December 10 - 16, 2023*, 2023.
- [12] Matthias Fey and Jan Eric Lenssen. Fast graph representation learning with pytorch geometric. *CoRR*, abs/1903.02428, 2019.

- [13] Fabrizio Frasca, Beatrice Bevilacqua, Michael M. Bronstein, and Haggai Maron. Understanding and extending subgraph gnn by rethinking their symmetries. In Sanmi Koyejo, S. Mohamed, A. Agarwal, Danielle Belgrave, K. Cho, and A. Oh, editors, *Advances in Neural Information Processing Systems 35: Annual Conference on Neural Information Processing Systems 2022, NeurIPS 2022, New Orleans, LA, USA, November 28 - December 9, 2022*, 2022.
- [14] Mohsen Ghaffari. Distributed graph algorithms. Course Notes for Distributed Algorithms, 2022. Accessed: September, 2024.
- [15] Mohsen Ghaffari and Jason Li. New distributed algorithms in almost mixing time via transformations from parallel algorithms. In Ulrich Schmid and Josef Widder, editors, *32nd International Symposium on Distributed Computing, DISC 2018, New Orleans, LA, USA, October 15-19, 2018*, volume 121 of *LIPIcs*, pages 31:1–31:16. Schloss Dagstuhl - Leibniz-Zentrum für Informatik, 2018.
- [16] Justin Gilmer, Samuel S. Schoenholz, Patrick F. Riley, Oriol Vinyals, and George E. Dahl. Neural message passing for quantum chemistry. In Doina Precup and Yee Whye Teh, editors, *Proceedings of the 34th International Conference on Machine Learning, ICML 2017, Sydney, NSW, Australia, 6-11 August 2017*, volume 70 of *Proceedings of Machine Learning Research*, pages 1263–1272. PMLR, 2017.
- [17] G. Gripenberg. Approximation by neural networks with a bounded number of nodes at each level. *J. Approx. Theory*, 122(2):260–266, 2003.
- [18] Martin Grohe. Finite variable logics in descriptive complexity theory. *Bull. Symb. Log.*, 4(4):345–398, 1998.
- [19] Martin Grohe. *Descriptive Complexity, Canonisation, and Definable Graph Structure Theory*, volume 47 of *Lecture Notes in Logic*. Cambridge University Press, 2017.
- [20] Takanori Hayashi, Takuya Akiba, and Yuichi Yoshida. Efficient algorithms for spanning tree centrality. In Subbarao Kambhampati, editor, *Proceedings of the Twenty-Fifth International Joint Conference on Artificial Intelligence, IJCAI 2016, New York, NY, USA, 9-15 July 2016*, pages 3733–3739. IJCAI/AAAI Press, 2016.
- [21] Christopher Hoffman, Matthew Kahle, and Elliot Paquette. Spectral gaps of random graphs and applications. *International Mathematics Research Notices*, 2021(11):8353–8404, 2021.
- [22] Kurt Hornik. Approximation capabilities of multilayer feedforward networks. *Neural Networks*, 4(2):251–257, 1991.
- [23] Kurt Hornik, Maxwell B. Stinchcombe, and Halbert White. Multilayer feedforward networks are universal approximators. *Neural Networks*, 2(5):359–366, 1989.
- [24] Ningyuan Teresa Huang and Soledad Villar. A short tutorial on the weisfeiler-lehman test and its variants. In *IEEE International Conference on Acoustics, Speech and Signal Processing, ICASSP 2021, Toronto, ON, Canada, June 6-11, 2021*, pages 8533–8537. IEEE, 2021.
- [25] Patrick Kidger and Terry J. Lyons. Universal approximation with deep narrow networks. In Jacob D. Abernethy and Shivani Agarwal, editors, *Conference on Learning Theory, COLT 2020, 9-12 July 2020, Virtual Event [Graz, Austria]*, volume 125 of *Proceedings of Machine Learning Research*, pages 2306–2327. PMLR, 2020.
- [26] Thomas N. Kipf and Max Welling. Semi-supervised classification with graph convolutional networks. In *5th International Conference on Learning Representations, ICLR 2017, Toulon, France, April 24-26, 2017, Conference Track Proceedings*. OpenReview.net, 2017.
- [27] D. J. Klein and M. Randić. Resistance distance. *Journal of Mathematical Chemistry*, 12(1):81–95, Dec 1993.
- [28] Eyal Kushilevitz and Noam Nisan. *Communication complexity*. Cambridge University Press, 1997.

- [29] Moshe Leshno, Vladimir Ya. Lin, Allan Pinkus, and Shimon Schocken. Multilayer feedforward networks with a nonpolynomial activation function can approximate any function. *Neural Networks*, 6(6):861–867, 1993.
- [30] Xiaoyu Li, Yingyu Liang, Zhenmei Shi, Zhao Song, Wei Wang, and Jiahao Zhang. On the computational capability of graph neural networks: A circuit complexity bound perspective. *CoRR*, abs/2501.06444, 2025.
- [31] Nathan Linial. Distributive graph algorithms-global solutions from local data. In *28th Annual Symposium on Foundations of Computer Science, Los Angeles, California, USA, 27-29 October 1987*, pages 331–335. IEEE Computer Society, 1987.
- [32] Nathan Linial. Locality in distributed graph algorithms. *SIAM J. Comput.*, 21(1):193–201, 1992.
- [33] Andreas Loukas. What graph neural networks cannot learn: depth vs width. In *8th International Conference on Learning Representations, ICLR 2020, Addis Ababa, Ethiopia, April 26-30, 2020*. OpenReview.net, 2020.
- [34] László Lovász. Random walks on graphs. *Combinatorics, Paul erdos is eighty*, 2(1-46):4, 1993.
- [35] Zhou Lu, Hongming Pu, Feicheng Wang, Zhiqiang Hu, and Liwei Wang. The expressive power of neural networks: A view from the width. In Isabelle Guyon, Ulrike von Luxburg, Samy Bengio, Hanna M. Wallach, Rob Fergus, S. V. N. Vishwanathan, and Roman Garnett, editors, *Advances in Neural Information Processing Systems 30: Annual Conference on Neural Information Processing Systems 2017, December 4-9, 2017, Long Beach, CA, USA*, pages 6231–6239, 2017.
- [36] Haggai Maron, Heli Ben-Hamu, Hadar Serviansky, and Yaron Lipman. Provably powerful graph networks. In Hanna M. Wallach, Hugo Larochelle, Alina Beygelzimer, Florence d’Alché-Buc, Emily B. Fox, and Roman Garnett, editors, *Advances in Neural Information Processing Systems 32: Annual Conference on Neural Information Processing Systems 2019, NeurIPS 2019, December 8-14, 2019, Vancouver, BC, Canada*, pages 2153–2164, 2019.
- [37] Christopher Morris, Martin Ritzert, Matthias Fey, William L. Hamilton, Jan Eric Lenssen, Gaurav Rattan, and Martin Grohe. Weisfeiler and leman go neural: Higher-order graph neural networks. In *The Thirty-Third AAAI Conference on Artificial Intelligence, AAAI 2019, The Thirty-First Innovative Applications of Artificial Intelligence Conference, IAAI 2019, The Ninth AAAI Symposium on Educational Advances in Artificial Intelligence, EAAI 2019, Honolulu, Hawaii, USA, January 27 - February 1, 2019*, pages 4602–4609. AAAI Press, 2019.
- [38] Pál András Papp, Karolis Martinkus, Lukas Faber, and Roger Wattenhofer. Dropgnn: Random dropouts increase the expressiveness of graph neural networks. In Marc’Aurelio Ranzato, Alina Beygelzimer, Yann N. Dauphin, Percy Liang, and Jennifer Wortman Vaughan, editors, *Advances in Neural Information Processing Systems 34: Annual Conference on Neural Information Processing Systems 2021, NeurIPS 2021, December 6-14, 2021, virtual*, pages 21997–22009, 2021.
- [39] David Peleg. *Distributed computing: a locality-sensitive approach*. Society for Industrial and Applied Mathematics, USA, 2000.
- [40] David Pritchard and Ramakrishna Thurimella. Fast computation of small cuts via cycle space sampling. *ACM Trans. Algorithms*, 7(4):46:1–46:30, 2011.
- [41] David David Alexander Griffith Pritchard. *Robust network computation*. PhD thesis, Massachusetts Institute of Technology, 2005.
- [42] Ryoma Sato, Makoto Yamada, and Hisashi Kashima. Random features strengthen graph neural networks. In Carlotta Demeniconi and Ian Davidson, editors, *Proceedings of the 2021 SIAM International Conference on Data Mining, SDM 2021, Virtual Event, April 29 - May 1, 2021*, pages 333–341. SIAM, 2021.

- [43] Hava T. Siegelmann and Eduardo D. Sontag. On the computational power of neural nets. In David Haussler, editor, *Proceedings of the Fifth Annual ACM Conference on Computational Learning Theory, COLT 1992, Pittsburgh, PA, USA, July 27-29, 1992*, pages 440–449. ACM, 1992.
- [44] Robert Endre Tarjan. Depth-first search and linear graph algorithms. *SIAM J. Comput.*, 1(2):146–160, 1972.
- [45] Erik H. Thiede, Wenda Zhou, and Risi Kondor. Autobahn: Automorphism-based graph neural nets. In Marc’Aurelio Ranzato, Alina Beygelzimer, Yann N. Dauphin, Percy Liang, and Jennifer Wortman Vaughan, editors, *Advances in Neural Information Processing Systems 34: Annual Conference on Neural Information Processing Systems 2021, NeurIPS 2021, December 6-14, 2021, virtual*, pages 29922–29934, 2021.
- [46] Seinosuke Toda. PP is as hard as the polynomial-time hierarchy. *SIAM J. Comput.*, 20(5):865–877, 1991.
- [47] Leslie G. Valiant. The complexity of enumeration and reliability problems. *SIAM J. Comput.*, 8(3):410–421, 1979.
- [48] Petar Velickovic, Guillem Cucurull, Arantxa Casanova, Adriana Romero, Pietro Liò, and Yoshua Bengio. Graph attention networks. In *6th International Conference on Learning Representations, ICLR 2018, Vancouver, BC, Canada, April 30 - May 3, 2018, Conference Track Proceedings*. OpenReview.net, 2018.
- [49] Minjie Wang, Lingfan Yu, Da Zheng, Quan Gan, Yu Gai, Zihao Ye, Mufei Li, Jinjing Zhou, Qi Huang, Chao Ma, Ziyue Huang, Qipeng Guo, Hao Zhang, Haibin Lin, Junbo Zhao, Jinyang Li, Alexander J. Smola, and Zheng Zhang. Deep graph library: Towards efficient and scalable deep learning on graphs. *CoRR*, abs/1909.01315, 2019.
- [50] Xiyuan Wang and Muhan Zhang. How powerful are spectral graph neural networks. In Kamalika Chaudhuri, Stefanie Jegelka, Le Song, Csaba Szepesvári, Gang Niu, and Sivan Sabato, editors, *International Conference on Machine Learning, ICML 2022, 17-23 July 2022, Baltimore, Maryland, USA*, volume 162 of *Proceedings of Machine Learning Research*, pages 23341–23362. PMLR, 2022.
- [51] Boris Weisfeiler and Andrei Leman. The reduction of a graph to canonical form and the algebra which appears therein. *nti, Series*, 2(9):12–16, 1968.
- [52] Tom Wollschläger, Niklas Kemper, Leon Hetzel, Johanna Sommer, and Stephan Günnemann. Expressivity and generalization: Fragment-biases for molecular gnns. In *Forty-first International Conference on Machine Learning, ICML 2024, Vienna, Austria, July 21-27, 2024*. OpenReview.net, 2024.
- [53] Keyulu Xu, Weihua Hu, Jure Leskovec, and Stefanie Jegelka. How powerful are graph neural networks? In *7th International Conference on Learning Representations, ICLR 2019, New Orleans, LA, USA, May 6-9, 2019*. OpenReview.net, 2019.
- [54] Andrew Chi-Chih Yao. Some complexity questions related to distributive computing (preliminary report). In *Proceedings of the Eleventh Annual ACM Symposium on Theory of Computing, STOC ’79*, page 209–213, New York, NY, USA, 1979. Association for Computing Machinery.
- [55] Dmitry Yarotsky. Error bounds for approximations with deep relu networks. *Neural Networks*, 94:103–114, 2017.
- [56] Bohang Zhang, Shengjie Luo, Liwei Wang, and Di He. Rethinking the expressive power of gnns via graph biconnectivity. In *The Eleventh International Conference on Learning Representations, ICLR 2023, Kigali, Rwanda, May 1-5, 2023*. OpenReview.net, 2023.
- [57] Cai Zhou, Xiyuan Wang, and Muhan Zhang. From relational pooling to subgraph gnns: A universal framework for more expressive graph neural networks. In Andreas Krause, Emma Brunskill, Kyunghyun Cho, Barbara Engelhardt, Sivan Sabato, and Jonathan Scarlett, editors, *International Conference on Machine Learning, ICML 2023, 23-29 July 2023, Honolulu, Hawaii, USA*, volume 202 of *Proceedings of Machine Learning Research*, pages 42742–42768. PMLR, 2023.

- [58] Junru Zhou, Jiarui Feng, Xiyuan Wang, and Muhan Zhang. Distance-restricted folklore weisfeiler-leman gnns with provable cycle counting power. In Alice Oh, Tristan Naumann, Amir Globerson, Kate Saenko, Moritz Hardt, and Sergey Levine, editors, *Advances in Neural Information Processing Systems 36: Annual Conference on Neural Information Processing Systems 2023, NeurIPS 2023, New Orleans, LA, USA, December 10 - 16, 2023*, 2023.

# Appendices

A Variants of Weisfeiler-Lehman Tests	17
B Definition of Downstream Tasks	17
C Definition of Expressiveness of Models	17
D A Brief Introduction to Resistance Distance	17
E Proof of Theorem 1	18
F A Brief Introduction to Communication Complexity	19
G Lower Bound Proof for Theorem 2	19
H Basic CONGEST Algorithms and Upper Bound Proof for Theorem 2	22
I WL Tests Are the Most Global Problems	23
J Proof of Theorem 3	23
K Expander Routing, Expander Sorting, and Proof of Theorem 4	24
L Hyperparameter Configurations	26



## A Variants of Weisfeiler-Lehman Tests

A generalization of the original Weisfeiler-Lehman test is the higher-order WL tests, such as  $k$ -WL or  $k$ -FWL, which are defined on  $k$ -tuples of nodes in  $G$ . The updating formula for  $k$ -WL is described in [24] as:

$$C^{(\ell+1)}(\mathbf{u}) = \text{HASH}^{(\ell)} \left( C^{(\ell)}(\mathbf{u}), \left\{ \left\{ C^{(\ell)}(\mathbf{v}) : \mathbf{v} \in N_1(\mathbf{u}) \right\}, \dots, \left\{ C^{(\ell)}(\mathbf{v}) : \mathbf{v} \in N_k(\mathbf{u}) \right\} \right\}, \forall \mathbf{u} \in V^k, \quad (5)$$

where  $\mathbf{u} = (\mathbf{u}_1, \dots, \mathbf{u}_k) \in V^k$  is a  $k$ -tuple of nodes, and the  $i$ -th neighborhood of  $\mathbf{u}$  is defined as  $N_i(\mathbf{u}) = \{(\mathbf{u}_1, \dots, \mathbf{u}_{i-1}, v, \mathbf{u}_{i+1}, \dots, \mathbf{u}_k) : v \in V\}$ , consisting of all  $k$ -tuples in which the  $i$ -th coordinate is substituted with each node  $v$ . Meanwhile, the updating formula for  $k$ -FWL is described in [24] as:

$$C^{(\ell+1)}(\mathbf{u}) = \text{HASH}^{(\ell)} \left( C^{(\ell)}(\mathbf{u}), \left\{ \left( C^{(\ell)}(\mathbf{u}_{[1] \leftarrow w}), \dots, C^{(\ell)}(\mathbf{u}_{[k] \leftarrow w}) \right) : w \in V \right\} \right), \forall \mathbf{u} \in V^k, \quad (6)$$

where  $\mathbf{u}_{[i] \leftarrow w} = (\mathbf{u}_1, \dots, \mathbf{u}_{i-1}, w, \mathbf{u}_{i+1}, \dots, \mathbf{u}_k)$  is the  $k$ -tuple of nodes where the  $i$ -th coordinate in  $\mathbf{u}$  is substituted with node  $w$ .

Another variant is the GD-WL framework proposed by [56], which is defined as:

$$C^{(\ell+1)}(u) = \text{HASH}^{(\ell)} \left( \left\{ \left( d_G(u, v), C^{(\ell)}(v) \right) : v \in V \right\} \right), \forall u \in V, \quad (7)$$

where  $d_G(u, v)$  is a distance, such as shortest path distance or resistance distance.

## B Definition of Downstream Tasks

- Node-level tasks: The final feature matrix  $\mathbf{X}^{(d)}$  is passed to a classifier  $f_C : \mathbb{R}^{n \times F_d} \rightarrow \{0, 1\}^{n \times C}$  to generate one-hot encoded classification results.
- Pair-level tasks: The matrix  $\mathbf{X}^{(d)}$  is transformed into a pairwise feature matrix  $\mathbf{E} \in \mathbb{R}^{|S| \times F'_d}$  by setting  $\mathbf{E}_{(u,v),:} = [\mathbf{X}_{u,:}^{(d)} \parallel \mathbf{X}_{v,:}^{(d)} \parallel \mathbf{X}_{u,v}^{(d)} \parallel \mathbf{X}_{v,u}^{(d)}]$  for each pair  $(u, v) \in S \subseteq V \times V$ , where  $[\cdot \parallel \cdot]$  denotes vector concatenation. The resulting matrix  $\mathbf{E}$  is then used as input to a classifier.
- Graph-level tasks: The final node representations  $\mathbf{X}^{(d)}$  are processed by a readout function  $f_{RO} : \{0, 1\}^{n \times n \times \mathbb{R}^{n \times F_d}} \rightarrow \mathbb{R}^{F_o}$  to produce a graph-level embedding, which is subsequently passed to a classifier to generate the final output.

## C Definition of Expressiveness of Models

**Definition 7** (Expressiveness). *Let  $\mathcal{G}$  denote the set of all attributed graphs, defined as  $\mathcal{G} = \{(V, E, \mathbf{X}) : V = [n], E \subseteq V \times V, \mathbf{X} \in \mathbb{R}^{n \times F} \text{ for some } n, F \in \mathbb{N}\}$ , and let  $\mathcal{Y}$  denote the set of all real-valued matrices. Given a class of GNN models  $\mathcal{M}$  specified by classes of preprocessing, message, update, and postprocessing functions, i.e.,  $\mathcal{M} = (\mathcal{F}_{\text{pre}}, \mathcal{F}_{\text{MSG}}, \mathcal{F}_{\text{UPD}}, \mathcal{F}_{\text{post}})$ , the expressive power of  $\mathcal{M}$ , denoted by  $\mathcal{E}(\mathcal{M})$ , is defined as the set of functions  $f : \mathcal{G} \rightarrow \mathcal{Y}$  that can be expressed by composing these functions. Specifically,  $f$  can be written as  $f = f_{\text{post}} \circ \text{MP}^{(d)} \circ \dots \circ \text{MP}^{(1)} \circ f_{\text{pre}}$ , where  $f_{\text{pre}} \in \mathcal{F}_{\text{pre}} \subseteq \mathcal{G}^{\mathcal{G}}$ ,  $f_{\text{post}} \in \mathcal{F}_{\text{post}} \subseteq \mathcal{Y}^{\mathcal{G}}$ , and each  $\text{MP}^{(i)}$  is a message-passing layer as defined in Definition 1, with message and update functions selected from  $\mathcal{F}_{\text{MSG}}$  and  $\mathcal{F}_{\text{UPD}}$ , respectively.*

## D A Brief Introduction to Resistance Distance

In this section, we introduce the concept of Resistance Distance (RD), covering its definition and the time complexity of approximately computing All-Pairs Resistance Distances (APRD). We begin with the definition of resistance distance:

**Definition 8** (Resistance Distance). *Given an undirected graph  $G$  and a pair of nodes  $s$  and  $t$ , the resistance distance between  $s$  and  $t$ , denoted by  $R(s, t)$ , is defined as:*

$$R(s, t) = (\mathbf{e}_s - \mathbf{e}_t)^\top \mathbf{L}^\dagger (\mathbf{e}_s - \mathbf{e}_t) = \mathbf{L}_{ss}^\dagger - \mathbf{L}_{st}^\dagger - \mathbf{L}_{ts}^\dagger + \mathbf{L}_{tt}^\dagger, \quad (8)$$

where  $\mathbf{e}_s$  is a one-hot vector with a 1 in the  $s$ -th position, and  $\mathbf{L}^\dagger$  is the Moore-Penrose pseudo-inverse of the graph Laplacian matrix  $\mathbf{L} := \mathbf{D} - \mathbf{A}$ , satisfying  $\mathbf{L}\mathbf{L}^\dagger = \mathbf{\Pi}$  and  $\text{span}(\mathbf{L}^\dagger) = \text{span}(\mathbf{L}) = \{\mathbf{v} \in \mathbb{R}^n : \mathbf{v}^\top \mathbf{1} = 0\}$ . Here,  $\mathbf{\Pi} = \mathbf{I}_n - \frac{1}{n}\mathbf{1}\mathbf{1}^\top$  is the projection matrix onto  $\text{span}(\mathbf{L})$ .

As shown by [27],  $R(s, t)$  is a valid distance metric on graphs. Additionally, we present the following lemma, which connects resistance distance to spanning trees:

**Lemma 1** ([34, 20]). *Given an edge  $(s, t)$  in an unweighted undirected graph  $G$ , we have*

$$R(s, t) = \Pr_{T \sim \mu_G} (\mathbb{I}[(s, t) \in E(T)]),$$

where  $T$  is a spanning tree sampled from the uniform distribution of spanning trees of  $G$ , denoted by  $\mu_G$ , and  $\mathbb{I}[\cdot]$  is the indicator function.

## E Proof of Theorem 1

In this section, we present the proof of Theorem 1.

**Theorem 1.** *Let the preprocessing function  $f_{\text{pre}} : \mathcal{G} \rightarrow \mathcal{G}$  map an attributed graph  $G = (V, E, \mathbf{X})$  to  $G' = (V, E, \mathbf{R})$ , where  $\mathbf{R}$  is the all-pairs resistance distance matrix. Let  $\mathcal{S} = f_{\text{pre}}(\mathcal{G})$  denote the set of preprocessed attributed graphs. Then, with respect to graphs in  $\mathcal{S}$ , node biconnectivity is a 1-local property and edge biconnectivity is a 0-local property. In contrast, both are global properties on non-attributed graphs.*

*Proof.* We first prove that node biconnectivity and edge biconnectivity are global properties. Consider a path graph with  $n$  nodes,  $P_n = (V = \{0, 1, \dots, n-1\}, E = \{(i, i+1) : i \in V \setminus \{n-1\}\})$ , and a cycle graph with  $n$  nodes,  $C_n = (V = \{0, 1, \dots, n-1\}, E = \{(i, (i+1) \bmod n) : i \in V\})$ , as illustrated in Figure 3. In  $P_n$ , the node  $\lfloor n/2 \rfloor - 1$  is a cut vertex, and the edge  $(\lfloor n/2 \rfloor - 1, \lfloor n/2 \rfloor)$  is a bridge. In contrast, the same node and edge in  $C_n$  are not a cut vertex or a bridge, respectively.

Note that the only difference between  $P_n$  and  $C_n$  is the presence of the edge  $(0, n-1)$ . This implies that the biconnectivity of a node or edge can be influenced by information as far as  $\Omega(n)$  hops away. Therefore, node and edge biconnectivity are global properties. We now show that precomputing effective resistance

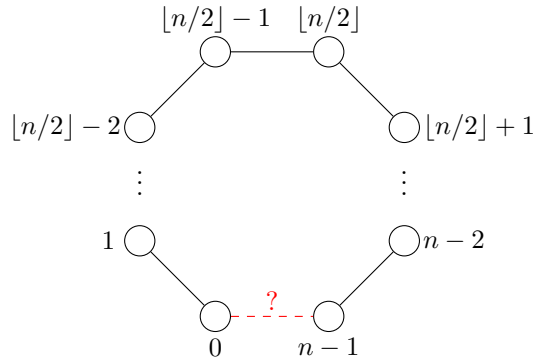


Figure 3: A path graph and a cycle graph that differ only by the edge  $(0, n-1)$ , affecting biconnectivity.

can transform the node and edge biconnectivity properties from global to local. Given an unweighted graph  $G = (V, E)$ , let  $R(u, v)$  denote the resistance distance between nodes  $u$  and  $v$ . We establish this result by proving the following two statements:

- Node  $u$  is a cut vertex if and only if there exist two nodes  $s \neq u$  and  $t \neq u$  such that  $R(s, t) = R(s, u) + R(u, t)$ . Moreover,  $s$  and  $t$  can be found in the neighbors of node  $u$ .
- Edge  $(u, v)$  is a cut edge if and only if  $R(u, v) = 1$ .

The proof of the first statement can be found in Lemma C.45 of [56], so we only prove the second statement. It is easy to show that an edge  $(u, v)$  is a cut edge if and only if it is included in every spanning tree of  $G$ . Therefore, by Lemma 1, we have  $R(u, v) = \Pr_{T \sim \mu_G} (\mathbb{I}[(u, v) \in E(T)]) = 1$ . Therefore, the precomputed resistance distances essentially transform the global nature of biconnectivity to locally verifiable problems, such as: “For node  $u$ , determine if there are two neighboring nodes  $s$  and  $t$  such that  $R(s, u) + R(u, t) = R(s, t)$ ” for cut vertex detection, or even simpler, the indicator function problem “ $\mathbb{I}[R(u, v) = 1]$ ” for cut edge detection.  $\square$

## F A Brief Introduction to Communication Complexity

To prove lower bounds on the rounds of CONGEST algorithms, a key tool is the communication complexity which was first introduced by [54].

Two-party communication complexity involves two participants, Alice and Bob, who collaborate to compute a function  $f : X \times Y \rightarrow Z$ , where  $X$  and  $Y$  are their input domains, respectively. They agree on a strategy beforehand but are separated before receiving their inputs  $(x, y) \in X \times Y$ . They then exchange messages to compute  $f(x, y)$ , with the goal of minimizing the total number of bits exchanged.

In deterministic communication, the strategy is fixed, and the minimum number of bits required to compute  $f$  in this setting is known as the deterministic communication complexity, denoted by  $D(f)$ . Similarly, in randomized communication, where Alice and Bob can use random bits and a two-sided error of  $\epsilon$  is allowed, the minimum number of bits required is the randomized communication complexity. If the randomness is private, it is denoted by  $R_\epsilon^{\text{prv}}(f)$ , and if it is public, it is denoted by  $R_\epsilon^{\text{pub}}(f)$ .

The Equality (EQ) problem between two  $n$ -bit strings, denoted by  $\text{EQ}_n : \{0, 1\}^n \times \{0, 1\}^n \rightarrow \{0, 1\}$ , is defined as

$$\text{EQ}_n(x, y) = \begin{cases} 1, & x = y, \\ 0, & \text{otherwise.} \end{cases}$$

It is arguably the most well-known problem in two-party communication complexity which has been extensively studied. We summarize its communication complexity under different settings in Table 5 below.

Table 5: The communication complexity of the  $\text{EQ}_n$  function under different settings.

Function	Deterministic $D(\cdot)$	Randomized			
		Private Coin		Public Coin	
		$R_0^{\text{prv}}(\cdot)$	$R_{1/3}^{\text{prv}}(\cdot)$	$R_0^{\text{pub}}(\cdot)$	$R_{1/3}^{\text{pub}}(\cdot)$
$\text{EQ}_n$	$\Theta(n)^\dagger$	$\Theta(n)^\dagger$	$\Theta(\log n)^\dagger$	$\Theta(n)^*$	$\Theta(1)^\dagger$

$^\dagger$  The proofs can be found in [28].

$^*$  Since  $R_0^{\text{prv}}(f) = O(R_0^{\text{pub}}(f) + \log n)$ , as per Exercise 3.15 in [28].

## G Lower Bound Proof for Theorem 2

In this section, we provide the proof of the lower bound in Theorem 2.

**Theorem 2.** *If a GNN can simulate one iteration of the WL test without preprocessing, either deterministically or randomly with zero error, the model’s width  $w$  and depth  $d$  must satisfy  $d = \Omega\left(D + \frac{m}{w \log n}\right)$ , given that  $w = o\left(\frac{n}{\log n}\right)$ .*

The proof of the theorem relies on tools from communication complexity, so we recommend that readers refer to Appendix F for a basic understanding of these concepts.

*Proof.* We will prove that for any positive integer  $n$  and any positive integer  $m$  such that  $m \in [n, n^2]$ , there exists a hard-case graph with  $\Theta(n)$  nodes and  $\Theta(m)$  edges. Given  $n$  and  $m$ , we first construct an incomplete “basic” graph  $G_{(n,m)}$  with  $\Theta(n)$  nodes and  $\Theta(n)$  edges, partitioned between Alice (A) and Bob (B), as follows:

- Alice and Bob each have nodes  $x^{(A)}$  and  $x^{(B)}$ , connected by an edge;
- They also hold nodes  $w_i^{(A)}$  and  $w_i^{(B)}$  ( $i = 1, 2, \dots, \lceil \frac{m}{n} \rceil$ ), connected to  $x^{(A)}$  and  $x^{(B)}$  respectively;
- Additionally, they possess nodes  $u_i^{(A)}$ ,  $u_i^{(B)}$ ,  $v_i^{(A)}$ , and  $v_i^{(B)}$  ( $i = 1, 2, \dots, n$ );
- Add edges  $\left\{ \left( u_n^{(A)}, v_n^{(A)} \right) \right\} \cup \left\{ \left( u_i^{(A)}, u_{i+1}^{(A)} \right) : i \in \{1, 2, \dots, n-1\} \right\} \cup \left\{ \left( v_i^{(A)}, v_{i+1}^{(A)} \right) : i \in \{1, 2, \dots, n-1\} \right\}$  to form a path with nodes  $u_i^{(A)}$ , and  $v_i^{(A)}$ . Repeat similarly for nodes  $u_i^{(B)}$ , and  $v_i^{(B)}$ , to form another path.

Then, we assign each node’s color  $\mathbf{x}_u$  as follows:

- $\mathbf{x}_{x^{(A)}} = \mathbf{x}_{x^{(B)}} = 0$ ;
- For each  $i \in [n]$ ,  $\mathbf{x}_{u_i^{(A)}} = \mathbf{x}_{u_i^{(B)}} = i$ ;
- For each  $i \in [n]$ ,  $\mathbf{x}_{v_i^{(A)}} = \mathbf{x}_{v_i^{(B)}} = n + i$ ;
- For each  $i \in \left[ \left\lceil \frac{m}{n} \right\rceil \right]$ ,  $\mathbf{x}_{w_i^{(A)}} = \mathbf{x}_{w_i^{(B)}} = 2n + i$ ;

The constructed basic graph is illustrated in Figure 4.

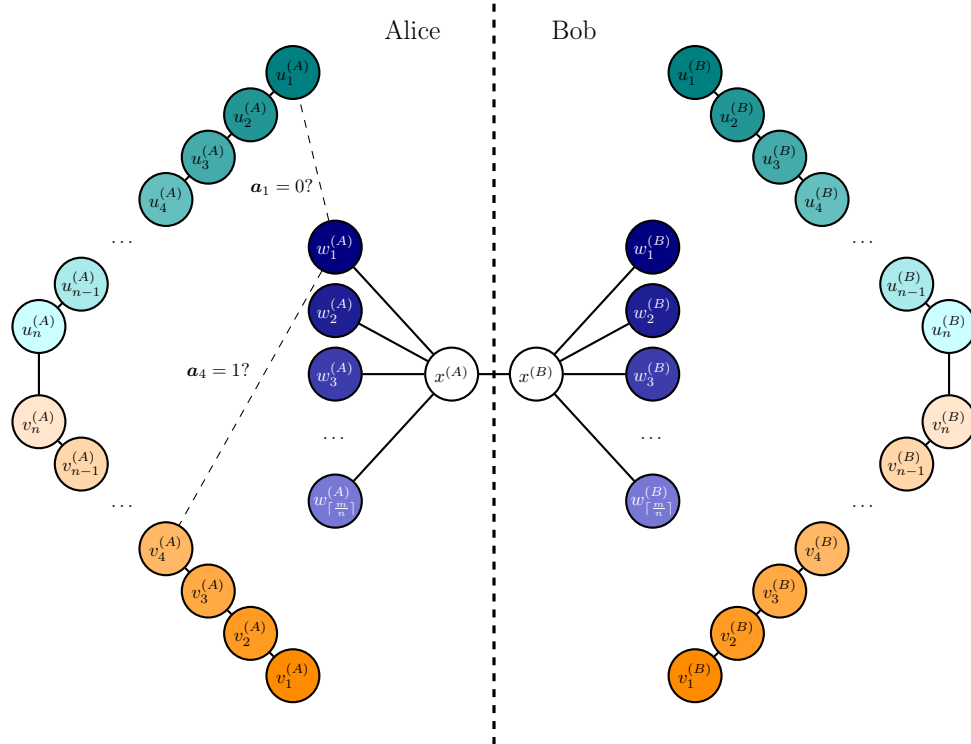


Figure 4: The constructed basic graph  $G_{(n,m)}$ . Nodes are colored according to  $\mathbf{x}$ .

Alice and Bob also fix a bijection  $c$  between the set of pairs  $\left[\left\lceil \frac{m}{n} \right\rceil\right] \times [n]$  and the set  $\left[n \cdot \left\lceil \frac{m}{n} \right\rceil\right]^7$ . For example, define  $c((i, j)) = (i-1)n + j$  and  $c^{-1}(i) = \left(\left\lceil \frac{i}{n} \right\rceil, (i-1) \bmod n + 1\right)$ .

Given an instance  $(\mathbf{a}, \mathbf{b}) \in \{0, 1\}^m \times \{0, 1\}^m$  of  $\text{EQ}_m$ , Alice receives  $\mathbf{a} = (\mathbf{a}_1, \mathbf{a}_2, \dots, \mathbf{a}_m)$  and Bob receives  $\mathbf{b} = (\mathbf{b}_1, \mathbf{b}_2, \dots, \mathbf{b}_m)$ , they complete  $G_{(n,m)}$  to  $G_{(n,m);(\mathbf{a},\mathbf{b})}$  with  $\Theta(n)$  nodes and  $\Theta(m)$  edges as follows:

- For each  $k \in \{1, 2, \dots, m\}$ , let  $(i, j) = c^{-1}(k)$ . If  $\mathbf{a}_k = 0$ , Alice adds edge  $(w_i^{(A)}, \mathbf{u}_j^{(A)})$ ; otherwise, Alice adds edge  $(w_i^{(A)}, \mathbf{v}_j^{(A)})$ ;
- For each  $k \in \{1, 2, \dots, m\}$ , let  $(i, j) = c^{-1}(k)$ . If  $\mathbf{b}_k = 0$ , Bob adds edge  $(w_i^{(B)}, \mathbf{u}_j^{(B)})$ ; otherwise, Bob adds edge  $(w_i^{(B)}, \mathbf{v}_j^{(B)})$ ;

We claim that given  $G_{(n,m);(\mathbf{a},\mathbf{b})}$ , for any new color vector  $\mathbf{y}$  such that it satisfies the WL condition, we have:

$$\mathbf{a} = \mathbf{b} \iff \forall i \in \left[\left\lceil \frac{m}{n} \right\rceil\right], \mathbf{y}_{w_i^{(A)}} = \mathbf{y}_{w_i^{(B)}}.$$

- “ $\Rightarrow$ ” is straightforward. Since the construction is symmetric, for any  $i \in \left[\left\lceil \frac{m}{n} \right\rceil\right]$  we have

$$\left\{\left\{\mathbf{x}_k : k \in N\left(w_i^{(A)}\right)\right\}\right\} = \left\{\left\{\mathbf{x}_k : k \in N\left(w_i^{(B)}\right)\right\}\right\} \text{ and thus}$$

$$\left(\mathbf{x}_{w_i^{(A)}}, \left\{\left\{\mathbf{x}_k : k \in N\left(w_i^{(A)}\right)\right\}\right\}\right) = \left(\mathbf{x}_{w_i^{(B)}}, \left\{\left\{\mathbf{x}_k : k \in N\left(w_i^{(B)}\right)\right\}\right\}\right).$$

Therefore,  $\forall i \in \left[\left\lceil \frac{m}{n} \right\rceil\right], \mathbf{y}_{w_i^{(A)}} = \mathbf{y}_{w_i^{(B)}}.$

- To prove the other direction, we show its contrapositive:  $\mathbf{a} \neq \mathbf{b} \Rightarrow \exists i, \mathbf{y}_{w_i^{(A)}} \neq \mathbf{y}_{w_i^{(B)}}.$  Since  $\mathbf{a} \neq \mathbf{b}$ , there exists  $1 \leq k \leq m$  such that  $\mathbf{a}_k \neq \mathbf{b}_k$ . Without loss of generality, assume  $\mathbf{a}_k = 0$  and  $\mathbf{b}_k = 1$ , and let  $(i, j) = c^{-1}(k)$ . According to our construction, for Alice,  $j \in \left\{\left\{\mathbf{x}_v : v \in N\left(w_i^{(A)}\right)\right\}\right\}$  and  $n+j \notin \left\{\left\{\mathbf{x}_v : v \in N\left(w_i^{(A)}\right)\right\}\right\}$ , while for Bob,  $j \notin \left\{\left\{\mathbf{x}_v : v \in N\left(w_i^{(B)}\right)\right\}\right\}$  and  $n+j \in \left\{\left\{\mathbf{x}_v : v \in N\left(w_i^{(B)}\right)\right\}\right\}$ . Therefore,  $\mathbf{y}_{w_i^{(A)}} \neq \mathbf{y}_{w_i^{(B)}}.$

Now, assume that the new color vector  $\mathbf{y}$  can be determined by a GNN model with width  $w$  and depth  $d$  on  $G_{(n,m);(\mathbf{a},\mathbf{b})}$ , either deterministically or randomly with zero error. We can construct a communication protocol that solves  $\text{EQ}_m$  in no more than  $d + 1 + \left\lceil \frac{m}{n} \right\rceil$  rounds. This can be done by first using  $d$  rounds to compute  $\mathbf{y}$ , then using 1 round for  $x^{(A)}$  and  $x^{(B)}$  to collect the colors of their neighbors, and finally using  $\left\lceil \frac{m}{n} \right\rceil$  rounds to compare the colors between  $w_i^{(A)}$  and  $w_i^{(B)}$ .

According to the results in communication complexity, we have  $D(\text{EQ}_m) = R_0(\text{EQ}_m) = \Theta(m)$ , which implies that the total number of communicated bits satisfies

$$\left(d + 1 + \left\lceil \frac{m}{n} \right\rceil\right) w \log |V(G_{(n,m);(\mathbf{a},\mathbf{b})})| = \Omega(m).$$

This is equivalent to

$$d + \Theta\left(\frac{m}{n}\right) = \Omega\left(\frac{m}{w \log n}\right).$$

Therefore, when  $w = o\left(\frac{n}{\log n}\right)$ , we have  $d = \Omega\left(\frac{m}{w \log n}\right).$

The  $\Omega(D)$  component is straightforward. By adding a path of length  $\Theta(D)$  between  $x^{(A)}$  and  $x^{(B)}$ , any message exchange between the two parties will require  $\Omega(D)$  rounds.  $\square$

<sup>7</sup>Since  $\frac{m}{n} \leq \left\lceil \frac{m}{n} \right\rceil < \frac{m}{n} + 1$ , we have  $m \leq n \left\lceil \frac{m}{n} \right\rceil < m + n$ .

## H Basic CONGEST Algorithms and Upper Bound Proof for Theorem 2

Before proving the upper bound in Theorem 2, we present some basic facts about the CONGEST model. First, we show that a spanning tree rooted at a node  $u$  can be constructed using the FLOOD algorithm.

**Lemma 2** ([39], FLOOD Algorithm). *There exists a CONGEST algorithm in which a designated node  $u \in V$  can construct a spanning tree  $T$  rooted at  $u$  with depth  $\text{depth}(T) = \max_v d_G(u, v)$  in  $\max_v d_G(u, v) = O(D)$  rounds, where  $D$  is the diameter of the graph.*

The idea behind the FLOOD algorithm is straightforward: Initially, the source node  $u$  sends a special token to all its neighbors. Each node, upon receiving the token for the first time, stores it and forwards it to its neighbors. If a node receives the token again, it discards it and does nothing.

Additionally, we include the following lemmas, which describe the ability to broadcast and collect messages to and from a designated node.

**Lemma 3** ([39], DOWNCAST Algorithm). *There exists a CONGEST algorithm where given  $M$  messages (of  $\Theta(\log n)$  bits) stored at a designated node  $u \in V$ , and a spanning tree  $T$  rooted at  $u$ , the messages can be broadcast to other nodes in  $O(\text{depth}(T) + M)$  rounds.*

**Lemma 4** ([39], UPCAST Algorithm). *There exists a CONGEST algorithm where given  $M$  messages stored at different nodes and a spanning tree  $T$  rooted at  $u$ , the messages can be collected at node  $u$  in  $O(\text{depth}(T) + M)$  rounds.*

It is important to note that the conclusions for the DOWNCAST and UPCAST algorithms above are derived under the standard CONGEST model, where each edge can transmit only  $O(1)$  messages of size  $\Theta(\log n)$  bits per communication round. If we relax this restriction to allow the transmission of  $w$  messages of size  $\Theta(\log n)$  bits per round, the round complexities of the two algorithms reduce to  $O\left(\text{depth}(T) + \frac{M}{w}\right)$  by grouping messages together.

With these tools in hand, we are now ready to prove the upper bound in the theorem.

**Theorem 2.** *There exists a GNN model that can simulate one iteration of the WL test without preprocessing, with width  $w$  and depth  $d$  satisfying  $d = O\left(D + \frac{m}{w}\right)$ . Additionally, it is sufficient to set the nodes' computational resource class to  $C = \text{TIME}(n^2 \log n)$ .*

*Proof.* To prove this, we design an  $O\left(D + \frac{m}{w}\right)$ -round distributed algorithm in the RL-CONGEST model, which operates with a communication bandwidth of  $w$ . The main idea is to sort each node's WL-type,  $(\mathbf{x}_u, \{\{\mathbf{x}_v : v \in N(u)\}\})$ , and use the resulting rank as the new color in the WL problem, which automatically satisfies the hash function condition. We present the framework of our algorithm and analyze the round complexity for each step:

1. Each node  $u$  sends a message  $(u, \mathbf{x}_u)$  to its neighbors and receives messages from them to form the set  $S_u = \{(u, v, \mathbf{x}_v) : v \in N(u) \cup \{u\}\}$ . This process takes  $O(1)$  rounds.
2. Node 1 initiates the FLOOD algorithm to construct a BFS spanning tree rooted at node 1. This process takes  $O(D)$  rounds.
3. The UPCAST algorithm is used to collect all sets  $S_u$  at the root node 1 along the spanning tree. This process takes  $O\left(D + \frac{m}{w}\right)$  rounds, as there are  $\sum_{u \in V} O(d_u) = O(m)$  messages to gather, and each edge can transmit  $w$  messages per round.
4. Node 1 merges all  $S_u$  to form the set  $K = \{(u, (\mathbf{x}_u, \{\{\mathbf{x}_v : v \in N(u)\}\})) : u \in V\}$ . This step can be completed in one round and requires  $O(m)$  time<sup>8</sup>, since there are  $O(m)$  tuples in  $\bigcup_u S_u$ .

---

<sup>8</sup>Assuming a WordRAM machine where each word consists of  $\Theta(\log n)$  bits.

5. Node 1 sorts  $K$  by  $(\mathbf{x}_u, \{\{\mathbf{x}_v : v \in N(u)\}\})$  to create the ordered set  $K' = \{((\mathbf{x}_u, \{\{\mathbf{x}_v : v \in N(u)\}\}), u) : u \in V\}$ . It then determines new colors for each node by the rank of  $(\mathbf{x}_u, \{\{\mathbf{x}_v : v \in N(u)\}\})$ . The computed color mapping is represented as  $\{(u, \mathbf{y}_u) : u \in V\}$ . This process can be done in one round and requires  $O(n \log n)$  comparisons, with each comparison taking  $O(\Delta)$  time, resulting in  $O(n\Delta \log n)$  time.
6. The DOWNCAST algorithm is used to send the results back to each node along the spanning tree. This process takes  $O\left(D + \frac{n}{w}\right)$  rounds, as there are  $O(n)$  messages to transmit.

Thus, the WL problem can be computed by the RL-CONGEST model in

$$d = O\left(1 + D + D + \frac{m}{w} + D + \frac{n}{w}\right) = O\left(D + \frac{m}{w}\right)$$

rounds. □

## I WL Tests Are the Most Global Problems

In this section, we provide a formal statement showing that any computable problem on graphs with bounded input features can be solved by a GNN model with width  $w$ , depth  $d = O\left(D + \frac{m}{w}\right)$ , provided that unique node features are added during preprocessing and the update functions are sufficiently expressive. This suggests that the WL problem is one of the hardest and most global problems.

**Theorem 5.** *Any computable problem on graphs with bounded features (that is, computable functions of the form  $\{(V, E, \mathbf{X}) \in \mathcal{G} : \mathbf{X} \in \mathbb{R}^{|V| \times O(1)}\} \rightarrow \mathbb{R}^{|V| \times O(1)}\}$  can be solved by a GNN with width  $w$  and depth  $d = O\left(D + \frac{m}{w}\right)$ , provided that unique node features are added during preprocessing and the update functions are sufficiently expressive.*

*Proof.* To prove this, we design an  $O\left(D + \frac{m}{w}\right)$ -round distributed algorithm in the RL-CONGEST model, which operates with a communication bandwidth of  $w$ . Given a problem on a graph whose nodes are assigned unique IDs from the set  $[n]$ . Without loss of generality, we designate node 1 as the leader.

In the first step, within  $O(1)$  rounds, each node  $u$  collects the IDs of its neighbors and forms  $d(u)$  messages of the form  $(\text{ID}(u), \text{ID}(v), \mathbf{X}_{v,:})$  for each  $v \in N(u)$ . Next, we invoke the FLOOD algorithm to construct a spanning tree rooted at node 1 in  $O(D)$  rounds.

Afterward, we apply the UPCAST algorithm to gather a total of  $\sum_{u \in V} O(d(u)) = \Theta(m)$  messages in  $O\left(D + \frac{m}{w}\right)$  rounds. At this point, node 1 has complete knowledge of the graph's topology.

Since node 1 can solve any computable problem, given that the updating function is expressive enough, it can compute the solution locally in a single round. Finally, node 1 uses the DOWNCAST algorithm to broadcast the result to all other nodes in  $O\left(D + \frac{m}{w}\right)$  rounds.

Therefore, the total number of communication rounds is

$$d = O(1) + O(D) + O\left(D + \frac{m}{w}\right) + O\left(D + \frac{m}{w}\right) = O\left(D + \frac{m}{w}\right).$$

□

## J Proof of Theorem 3

**Theorem 3.** *There exists a GNN with width  $w$  and depth  $d$ , satisfying  $d = O\left(\frac{\Delta}{w}\right)$ , that can simulate one iteration of the WL test by preprocessing the graph to add a virtual node connected to all other nodes. Additionally, it is sufficient to set the nodes' computational resource class to  $\mathcal{C} = \text{TIME}(n^2 \log n)$ .*

*Proof.* Without loss of generality, we denote the added virtual node as node 0, which is known to all nodes in the original graph. To prove the theorem, we design an  $O\left(\frac{\Delta}{w}\right)$ -round distributed algorithm in the RL-CONGEST model, which operates with a communication bandwidth of  $w$ . The main idea is to again sort each node's WL-type and use the resulting rank as the new color. We then outline the framework of our algorithm and analyze the round complexity for each step:

1. Each node  $u$ , except the virtual node, sends a message  $(u, \mathbf{x}_u)$  to its neighbors and receives messages from them, forming the set  $S_u = \{(u, v, \mathbf{x}_v) : v \in N(u) \cup \{u\}\}$ . This process takes  $O(1)$  rounds.
2. The virtual node 0 sends a token to each node to notify them of the edge along which the virtual node can be reached. This process takes 1 round.
3. Each node  $u$ , except the virtual node, sends its set  $S_u$  to the virtual node  $n$  along the edge connecting to it. This process takes  $O\left(\frac{\Delta}{w}\right)$  rounds, as each node has at most  $\Theta(\Delta)$  messages to send, excluding the virtual node.
4. The virtual node merges all  $S_u$  to form the set  $K = \{(u, (\mathbf{x}_u, \{\{\mathbf{x}_v : v \in N(u)\}\})) : u \in V\}$ . This step can be completed in 1 round and requires  $O(m)$  time<sup>9</sup>, as there are  $O(m)$  tuples in  $\bigcup_u S_u$ .
5. The virtual node sorts  $K$  by  $(\mathbf{x}_u, \{\{\mathbf{x}_v : v \in N(u)\}\})$  to create the ordered set  $K' = \{((\mathbf{x}_u, \{\{\mathbf{x}_v : v \in N(u)\}\}), u) : u \in V\}$ . It then assigns new colors to each node based on the rank of  $(\mathbf{x}_u, \{\{\mathbf{x}_v : v \in N(u)\}\})$ . The color mapping is represented as  $\{(u, \mathbf{y}_u) : u \in V\}$ . This process can be completed in 1 round and requires  $O(n \log n)$  comparisons, with each comparison taking  $O(\Delta)$  time, resulting in  $O(n\Delta \log n)$  total time.
6. The virtual node sends the new colors  $\mathbf{y}_u$  to their corresponding nodes  $u$  along the connecting edges. This process takes 1 round, as each edge transmits only one message.

Thus, the WL problem can be computed in the RL-CONGEST model with the addition of a virtual node in

$$d = O\left(1 + 1 + \frac{\Delta}{w} + 1\right) = O\left(\frac{\Delta}{w}\right)$$

rounds. □

## K Expander Routing, Expander Sorting, and Proof of Theorem 4

The proof of Theorem 4 involves two problems from distributed computing: expander routing and expander sorting. We begin by introducing the definitions and results related to these two problems.

First, we present the definition of the expander routing problem.

**Definition 9** (Expander Routing, [6]). *Given an expander graph  $G$  with conductance  $\phi$  in the CONGEST model, assume each node has a unique identifier  $\text{ID}(v) \in [\text{poly}(n)]$  and holds at most  $L$  tokens. Additionally, each token  $z$  has a destination ID  $\text{dst}(z)$ , and there are at most  $L$  tokens with the same destination ID. The goal is to route all tokens so that, for each node  $v \in V$ , all tokens with destination ID  $\text{dst}(z) = \text{ID}(v)$  are located at  $v$ .*

We then present the definition of the expander sorting problem.

**Definition 10** (Expander Sorting, [6]). *Given an expander graph  $G$  with conductance  $\phi$  in the CONGEST model, assume each node has a unique identifier  $\text{ID}(v) \in [\text{poly}(n)]$  and holds at most  $L$  tokens. Additionally, each token  $z$  has a key  $k_z$ . The goal is to sort the tokens, such that there are at most  $L$  tokens on each node, and for each pair of tokens  $(z, z')$  on nodes  $(v, v')$  respectively,  $\text{ID}(v) \leq \text{ID}(v')$  implies  $k_z \leq k_{z'}$ .*

---

<sup>9</sup>Assuming a WordRAM machine where each word consists of  $\Theta(\log n)$  bits.



A non-trivial fact, proved by [6], is that the two problems are equivalent: one problem can be simulated by the other with at most an additional logarithmic factor in the cost. We present one direction of this equivalence in the following lemma:

**Lemma 5** ([6]). *Suppose there is a CONGEST algorithm  $\mathcal{A}_{route}$  that solves expander routing in  $T_{route}(n, \phi, L)$  time. Then, there is a CONGEST algorithm  $\mathcal{A}_{sort}$  that solves expander sorting in  $O(\phi^{-1} \log n) + O(\log n) \cdot T_{route}(n, \phi, L)$  time.*

The high-level idea behind the lemma is based on simulating an AKS sorting network. The AKS sorting network consists of  $O(\log n)$  layers, with each layer representing a matching of nodes, indicating which two sets of tokens should be compared. In each layer of sorting, for each pair of nodes  $(u, v) \in M$  to be compared, we invoke the expander routing procedure to send tokens from node  $u$ <sup>10</sup> to node  $v$ , sort the tokens at node  $v$ , and then send the smaller half back. We adopt a similar approach in our proof of Theorem 4.

We also need the high-level proof idea of the following lemma from [6]:

**Lemma 6** (Token Ranking, [6]). *For each token  $z$ , we can find a rank  $r_z$  equal to the number of **distinct** keys strictly smaller than its key  $k_z$ , by invoking the expander sorting procedure  $O(1)$  times.*

The proof idea for the Token Ranking Lemma involves first preparing the ranks of each node's ID by constructing a BFS tree and assigning each node a serial number in  $[n]$ . Each node then generates a token with its serial number as the key, and we invoke the expander sorting procedure to sort these tokens, allowing each node to obtain the rank of its ID. To solve the real token ranking problem, we attach a tag  $u_z$  to each token, consisting of its starting node ID and its sequential order among tokens at that node for tie-breaking purposes. We then invoke the expander sorting procedure again, and when two tokens have the same key  $k_z = k_{z'}$ , we compare their tags, marking the token with the larger tag as duplicated. After sorting, we run expander sorting once more, excluding the duplicated tokens, to finalize the correct rank for each token. To propagate the correct ranks to the duplicated tokens, we can revert the expander sorting and update the ranks: when comparing two tokens  $z$  and  $z'$ , if  $k_z = k_{z'}$  but  $u_{z'} > u_z$ , we update both the rank and the tag accordingly. The more detailed proof of correctness can be found in [6].

We now present the proof of Theorem 4.

**Theorem 4.** *There exists a GNN with width  $w$  and depth  $d = \frac{\Delta}{w} 2^{O(\sqrt{\log n \log \log n})}$  that can simulate one iteration of the WL test by preprocessing the graph to add virtual edges, ensuring that the resulting graph has  $\Omega(1)$  conductance (e.g., by adding edges between each pair of nodes independently with probability  $p = (\frac{1}{2} + \delta) \frac{\log n}{n}$ ). Additionally,  $C = \text{TIME}(\Delta)$  suffices.*

*Proof.* According to [21], when  $p \geq (\frac{1}{2} + \delta) \frac{\log n}{n}$  for some  $\delta > 0$ , the normalized graph Laplacian of an Erdős–Rényi graph has all of its nonzero eigenvalues tightly concentrated around 1. This causes the resulting graph (after the addition of virtual edges) to be well-connected, with  $\Omega(1)$  conductance, according to Cheeger's Inequality.

We will now construct a RL-CONGEST algorithm on the preprocessed graph, taking advantage of the equivalence between MPGNNs and the CONGEST model. The main idea is to again use the rank of each node's WL-type as the new color. The algorithm proceeds as follows:

1. Each node  $u$  sends a message  $\mathbf{x}_u$  to its neighbors and receives messages from them, forming the pair  $S_u = (\mathbf{x}_u, \{\{\mathbf{x}_v : v \in N(u)\}\})$ . This process takes  $O(1)$  rounds.
2. Each node  $u$  generates a  $O(\Delta)$ -sized token consisting of four fields:
  - **Key field:**  $k_u \leftarrow S_u$  (padded to  $O(\Delta)$ -size), which indicates the key of the token,
  - **Tag field:**  $\text{tag}_u \leftarrow \text{ID}(u)$  for de-duplication in the expander sorting,
  - **Source field:**  $\text{src}_u \leftarrow \text{ID}(u)$ , indicating the starting location of the token,
  - **Variable field:**  $r_u \leftarrow \perp$ , which stores the final ranking of each token.

---

<sup>10</sup>Without loss of generality, we assume  $\text{ID}(u) \leq \text{ID}(v)$ .

3. Invoke the Token Ranking procedure to get the ranks of the keys of the tokens. Note that each token has  $O(\Delta)$  size, and each edge can transmit  $w$  words per round. Therefore, this step takes  $O\left(\frac{\Delta}{w}\right) T_{\text{sort}}(n, \phi, O(1))$  rounds, as we repeat expander routing  $O\left(\frac{\Delta}{w}\right)$  times to move the tokens and simulate the expander sorting procedure, as described in Lemma 5. After this step, each node holds a token that contains the rank of each node’s WL-type,  $(\mathbf{x}_u, \{\mathbf{x}_v : v \in N(u)\})$ .
4. In the final step, each node sends the rank back to its starting-location node. This is done by generating a new token with a destination field and a variable field, copying the values from the source field and variable field of the old token, and then invoking the expander routing procedure. This step takes  $T_{\text{route}}(n, \phi, O(1))$  rounds.

Therefore, the total time for the process is:

$$\begin{aligned}
d &= O(1) + O\left(\frac{\Delta}{w}\right) T_{\text{sort}}(n, \phi, O(1)) + T_{\text{route}}(n, \phi, O(1)) \\
&= O\left(\frac{\Delta}{w} \phi^{-1} \log n\right) + O\left(\frac{\Delta}{w} \log n\right) T_{\text{route}}(n, \phi, O(1)) \\
&= \frac{\Delta}{w} 2^{O(\sqrt{\log n \log \log n})} \quad (\text{using results from [6] and } \phi = \Omega(1))
\end{aligned}$$

rounds. □

One may notice that in the original construction of [6], there is a step where a node performs exponential computation to compute the sparsest cut of a contracted graph. However, according to the authors, this problem seems to be avoidable through a more complicated construction. That said, the construction in [6] is fully deterministic, which is one of its key strengths. If we allow randomness in the construction, and based on the expander routing algorithm proposed by [15], we can construct a GNN with width  $w$  and depth  $d = \frac{\Delta}{w} 2^{O(\sqrt{\log n})}$  that can solve the WL problem, where each node avoids heavy computation.

## L Hyperparameter Configurations

Table 6 presents the hyperparameter search configurations used in Experiment II.

Table 6: Hyperparameter search ranges used in Experiment II. Optimal values are highlighted in red.

Model	lr	num_layers	dropout	ffn_hidden	head
Transformer-GD-Ego	[1e-3, <b>1e-4</b> ]	[1, <b>2</b> , 4]	[ <b>0.1</b> , 0.5]	[ <b>512</b> , 768, 1024]	[ <b>4</b> ]