

# TRANSDUCER CONSISTENCY REGULARIZATION FOR SPEECH TO TEXT APPLICATIONS

Cindy Tseng, Yun Tang, Vijendra Raj Apsingekar

Samsung Research America, USA

## ABSTRACT

Consistency regularization is a commonly used practice to encourage the model to generate consistent representation from distorted input features and improve model generalization. It shows significant improvement on various speech applications that are optimized with cross entropy criterion. However, it is not straightforward to apply consistency regularization for the transducer-based approaches, which are widely adopted for speech applications due to the competitive performance and streaming characteristic. The main challenge is from the vast alignment space of the transducer optimization criterion and not all the alignments within the space contribute to the model optimization equally. In this study, we present Transducer Consistency Regularization (TCR), a consistency regularization method for transducer models. We apply distortions such as spec augmentation and dropout to create different data views and minimize the distribution difference. We utilize occupational probabilities to give different weights on transducer output distributions, thus only alignments close to oracle alignments would contribute to the model learning. Our experiments show that the proposed method is superior to other consistency regularization implementations and could effectively reduce the word error rate (WER) by an average of 3.56% relative to a strong baseline on the LIBRISPEECH dataset.

**Index Terms**— Consistency Regularization, Transducer, Automatic Speech Recognition, Speech Translation

## 1. INTRODUCTION

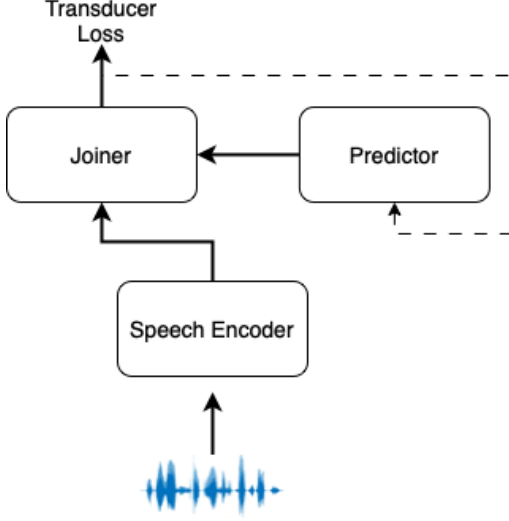
Transducer model was first introduced in [1] to transform any input sequence into another finite, discrete output sequence. It has been widely adopted in automatic speech recognition (ASR) [2, 3, 4] due to its excellent performance [5, 6] and good support for both streaming and offline decoding modes [7, 8]. Recently, researchers also showed that the transducer model could achieve very competitive results in other challenge tasks, such as speech to text translation (ST) [9, 10, 11], which is a non-monotonic alignment task, and text to speech synthesis (TTS) [12], which is with a longer target sequence than the input sequence.

Consistency regularization is an approach to learn to generate consistent representations of the input feature with different views [13, 14] or from different models [15] by minimizing the difference in distribution. It is widely used in self-supervised learning and semi-supervised learning to stabilize training and alleviate data perturbation sensitivity [16, 17, 13, 14]. It is a desirable property for speech to text tasks since speech data contain different kinds of variations, such as channel variability, speaker variability, and background noise etc. [18] propose to learn the consistency among two sub-networks for the Chinese ASR task; [19] apply consistency regularization for distributions with different input modalities or same input modality with different dropout operations for the ST task. Both studies show consistency learning is beneficial for the speech to text tasks, though their studies are limited on the encoder-decoder framework optimized with cross entropy loss.

Applying consistency regularization for the transducer-based modeling is not straightforward due to the complexity of the output distributions. In transducer optimization [1], the model would consider all potential alignments among input and output sequences. Not all alignments are practical given the input and output sequences and the distributions from those alignments could far from the desirable distributions we expected. As shown in Table 1, consistency regularization on those distributions could hurt the model performance.

In this work, we focus on applying consistency regularization during the transducer optimization. We create different views of model outputs based on different data augmentations and dropout operations. The model output distributions are treated differently based on their contributions to the optimization loss during training. We assign different weights to different distributions based on their contributions to the overall transducer loss. Distributions that are close to the oracle alignment would be assigned more weights, while distributions that are far from the oracle alignment would contribute less to consistency regularization. We compare our proposed method with other consistency regularization techniques on the LIBRISPEECH [20] data set. The results show that our proposed method is superior compared to other implementations and could reduce 0.2 WER on top of a strong baseline.

Our contributions are summarized as follows:



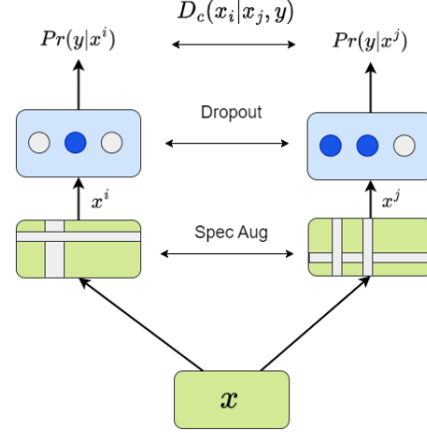
**Fig. 1.** Transducer model. Composed of encoder, predictor, and joiner. The encoder transforms current audio data into hidden audio representation, predictor receives the previous token and predict the hidden text representation, and joiner takes the two hidden representations to predicts the current token.

- We propose to generate different views of the input data by different data augmentation and dropout operations in the consistency learning
- We propose an approach to assign different weights to output distributions when applying the consistency regularization on transducer-based models
- Our method achieves the best results compared with other consistency regularization implementations and obtained 0.2 WER reduction compared with a strong baseline

## 2. RELATED WORK

Consistency regularization is a popular method in self-supervised and semi-supervised learning to learn consistent representation from different data views. Noise injection, cropping, spec augmentation, back translation[21] etc are common techniques to create different data views. The model is tasked with finding a common data representation among the different data views.

[15] is a popular semi-supervised learning technique introduced in computer vision. From a given target representation, it trains enhanced online representations. The target model has the same architecture as that of the online architecture, but uses different weights. The target network uses exponential moving average parameters from the online network. Data representation is learned by minimizing the mean



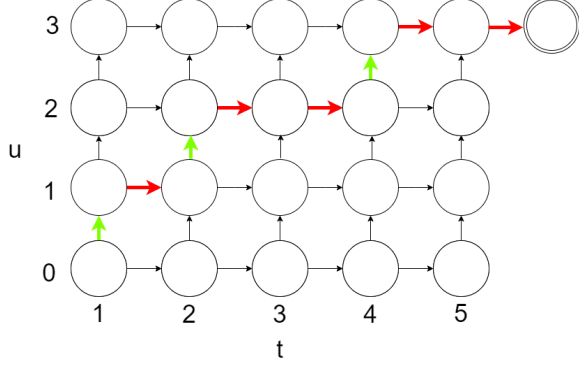
**Fig. 2.** TCR flow chart. The data is first duplicated, then distorted with spec augmentation and dropout to create two different views of data representation. Finally KL divergence is used to minimize the representation difference.

squared error between the target representation and the online representation. This would not apply in our case since our final representation is from the joint output probability distribution. The mean squared error is not a good distance metric for probability distributions.

[22] applies consistency regularization on the transducer model with semi-supervised learning. It requires two stages training: First stage to pre-train the encoder and the second stage for end-to-end training. The unlabeled data are either weakly augmented or strongly augmented. It reconciles the differences by minimizing the encoder output only, which is trained with cross entropy loss. In our work we don't require a two stage training and we compare the representation directly at the joint output.

[21] focuses on data augmentation techniques applied in semi-supervised training. [23] applies consistency regularization on ASR tasks. Both works minimize the representational difference with models trained with cross entropy loss. This would not apply in our model, which is trained with transducer loss.

[14] [19] introduces consistency regularization for models trained in cross entropy loss in supervised learning. They created two different data views by applying different dropouts to the same data. Then they run the model twice with these data to obtain two different model outputs, or duplicate the data in each training and effectively double the batch size. Finally, KL Divergence was applied to minimize the distribution differences between the two outputs. This has shown a great improvement in both ASR and NMT applications. In our work besides of dropout we also add spec augmentation to create different views. Their method only works on models trained with cross entropy loss and cannot be applied to our



**Fig. 3.** Transducer decoding lattice. Red horizontal arrow represents blank token emission, while green vertical arrow represents non-blank token emission. One full path starts from  $(t, u) = (1, 0)$  and ends at  $(t, u) = (T, U)$ .

model which is trained with transducer loss.

[24] and [25] both apply knowledge distillation on transducer models. They argue that using the entire joint output is memory and compute intensive. Hence, they distill the information by compressing the vocabulary space into three categories, valid token, a special blank token (see section 3), and remaining tokens. However, in both studies, knowledge distillation was between a teacher to a student; either from a bigger model to a small model or from a full context to a streaming context. None of the scenarios are applicable to our case.

[26] aims to optimize transducer training that is faster and more memory efficient. It achieves this by first using a trivial joiner that is linear to the encoder and the decoder output to select the pruning bounds. Then it uses the full joint on the selected pruning bounds for the final evaluation. This work focuses mainly on improving the overall efficiency of transducer loss training. But we have not seen this work extended to other domains such as consistency regularization.

### 3. PRELIMINARY

Transducer model is depicted in Figure 1. It consists of three main components, the encoder, which maps audio frames to acoustic representations. The predictor, which uses past tokens to predict the next non-blank token. And finally, the joiner, which combines both encoder and predictor outputs to produce a log probability distribution.

Let  $\mathbf{x}_{1:T} = (x_1, x_2, \dots, x_T)$  be a length  $T$  input sequence and  $\mathbf{y}_{1:U} = (y_1, y_2, \dots, y_U)$  denote the output target sequence. Transducer model monotonically maps  $\mathbf{x}_{1:T}$  to  $\mathbf{y}_{0:U}$ , where  $y_0 = \langle \text{bos} \rangle$  is the begin of sentence token. We refer to such mappings  $\mathbf{a} = [(t_i, u_i)]_{1 \leq i \leq U+T}$  between  $\mathbf{x}_{1:T}$  and  $\mathbf{y}_{0:U}$  as *alignments*, where  $t_i \in [1, T]$  and  $u_i \in [0, U]$ . Transducer model is based on the frame synchronous based decoding [27], i.e., every  $x_t$  will generate one or multiple tokens. Each green  $\uparrow$  in the highlighted alignment in Figure 3

denotes a new token generation. If no token is generated at  $x_t$ , a blank token  $\emptyset$  is assigned. For example, there are two consecutive  $\rightarrow$  from step 2 to step 4, and a blank token  $\emptyset$  is assigned to  $x_3$  in Figure 3.

Transducer minimizes condition probability  $Pr(\mathbf{y}|\mathbf{x})$  by marginalizing all possible alignment paths and could be done by the forward-backward algorithm [1]. The forward variable  $\alpha(t, u)$  is the probability of generating  $y_{1:u}$  at step  $t$  from the beginning.

$$\begin{aligned} \alpha(t, u) &= \alpha(t-1, u)\emptyset(t-1, u) \\ &\quad + \alpha(t, u-1)y(t, u-1) \end{aligned} \quad (1)$$

where  $\alpha(1, 0) = 1$ ,  $y(t, u) = Pr(y_{u+1}|t, u)$  is the emission probability from token  $u$  at time  $t$  to generate token  $u+1$  (vertical movement in the lattice from Figure 3);  $\emptyset(t, u) = Pr(y_u|t, u)$  is corresponding emission probability for blank token at  $u$  and  $t$  (horizontal movement in the lattice from step  $t$  to  $t+1$  in Figure 3). The corresponding backward variable  $\beta(t, u)$  is the probability of the sequence  $\mathbf{y}_{u+1:U}$  from time  $t$  to the end of the utterance.

$$\begin{aligned} \beta(t, u) &= \beta(t+1, u)\emptyset(t, u) \\ &\quad + \beta(t, u+1)y(t, u) \end{aligned} \quad (2)$$

where  $\beta(T, U) = \emptyset(T, U)$ . The overall probability of sequence  $y_{0:U}$  at  $x_{1:T}$  is  $Pr(\mathbf{y}|\mathbf{x}) = \alpha(T, U)\emptyset(T, U)$ .

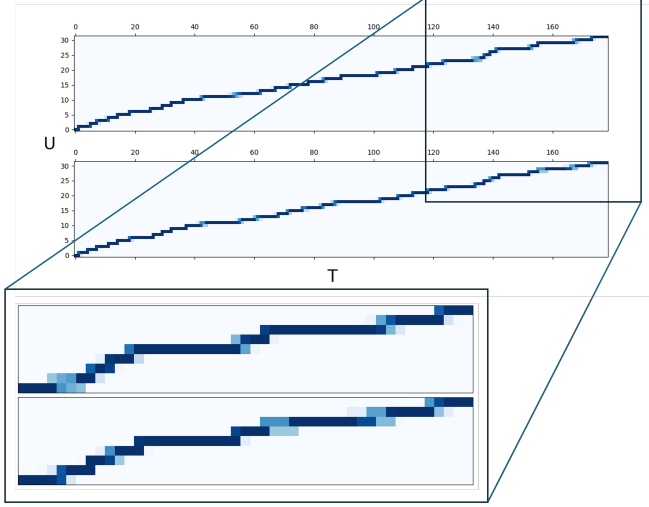
### 4. METHODS

Inspired by [14], we duplicate the training data in every mini-batch to create two different views, and consistency regularization is leveraged to boost the transducer-based system. The data difference comes from two folds. First, spec augmentation [28] is applied to the input audio features with different maskings. Second, dropout operations [29] are utilized during model training to obtain two sets of probability distributions. The whole framework is illustrated by Figure 2. Kullback Leibler (KL) divergence is adopted to minimize the probability distribution difference among two data sets. The overall optimization criteria is

$$\mathcal{L} = - \sum_{(\mathbf{x}, \mathbf{y})} \sum_{i \in [1, 2]} \ln Pr(\mathbf{y}|\mathbf{x}^i) - \lambda D_c(\mathbf{x}^j|\mathbf{x}^i, \mathbf{y}) \quad (3)$$

where  $\mathbf{x}^i$  stand for one of two different views of the training data  $\mathbf{x}$  and  $j = 3 - i \in [1, 2]$  is the index for the other data view.  $D_c$  is consistency regularization applied and  $\lambda$  is the hyperparameter to integrate consistency regularization.

A straightforward way to calculate consistency regularization is to apply KL divergence to the corresponding emission probability distributions  $Pr(\cdot|t, u)$  for two data views, and there are  $T \times (U+1)$  emission probability distributions from the joint. However, we find that this simple strategy



**Fig. 4.** Occupational probability of the same audio with two different views. The occupational probability is calculated using the forward variable  $\alpha$  and backward variable  $\beta$ . The more concentrated the blue color, the higher the occupational probability. Only a few paths have non-zero occupational probability. The two paths of different data views mostly agree except on the horizontal and vertical transitions.

does not work in our experiments. We hypothesize that not all emission probability distributions from the joint are equal.

Hence emission probability distributions from those points are less relevant to the optimization and could be noisy. Applying consistency regularization to those noisy distributions could distract our trainer and hurt performance.

Based on this hypothesis, we propose weight distributions based on their occupation probabilities and those distributions with high occupation probabilities will contribute more to the consistency regularization.

The output sequence probability at step  $t$  and token  $u$  is

$$\begin{aligned} Pr(t, u) &= \alpha(t, u)\beta(t, u) \\ &= \alpha(t, u)\beta(t+1, u)\varnothing(t, u) + \\ &\quad \alpha(t, u)\beta(t, u+1)y(t, u) \end{aligned} \quad (4)$$

Following [1], we define the total sequence probability by the sum of sequence probabilities in all points in the output lattice

$$Pr(\mathbf{y}^*|\mathbf{x}) = \sum_{1 \leq t+u \leq T+U} \alpha(t, u)\beta(t, u) \quad (5)$$

So the normalized occupation probability that the decoder might move vertical (generating non-blank token) or horizontal (generating blank token) at cell  $(t, u)$  in Figure 3 are

$$\bar{\omega}_{\varnothing}(t, u) = \frac{\alpha(t, u)\beta(t+1, u)y(t, u)}{Pr(\mathbf{y}^*|\mathbf{x})} \quad (6)$$

$$\omega_{\varnothing}(t, u) = \frac{\alpha(t, u)\beta(t, u+1)\varnothing(t, u)}{Pr(\mathbf{y}^*|\mathbf{x})} \quad (7)$$

We assign different weights for different distributions according to their importance for optimization. The weighted consistency regularization term in Equation 3 is defined as

$$\begin{aligned} D_c(\mathbf{x}^i|\mathbf{x}^j, \mathbf{y}) &= \\ &\beta_{\bar{\varnothing}} \frac{\sum_{t,u} \bar{\omega}_{\varnothing}(t, u) D_{KL}(y_{u+1}, t, u, \mathbf{x}^i, \mathbf{x}^j)}{\sum_{t,u} \bar{\omega}_{\varnothing}(t, u)} + \\ &\beta_{\varnothing} \frac{\sum_{t,u} \omega_{\varnothing}(t, u) D_{KL}(y_u, t, u, \mathbf{x}^i, \mathbf{x}^j)}{\sum_{t,u} \omega_{\varnothing}(t, u)}, \end{aligned} \quad (8)$$

where  $\beta_{\bar{\varnothing}}$  and  $\beta_{\varnothing}$  are weights for the non-blank token and blank token consistency regularization, and we choose both of them to 1.0 in our experiments;  $D_{KL}(y_{u+1}, t, u, \mathbf{x}^i, \mathbf{x}^j)$  (or  $D_{KL}(y_u, t, u, \mathbf{x}^i, \mathbf{x}^j)$ ) is KL divergence between the distributions  $y(t, u)$  (or  $\varnothing(t, u)$ ) from the data view  $i$  and  $j$ .

Figure 4 shows the occupational probability of decoding the same audio with two different views given the transcription. The different views are created by applying random spec augmentation and dropout. The top figure is the decoding of one data view,  $x_i$ , and the bottom figure is the decoding of another data view  $x_j$ . A region of the figure is zoomed-in to show a more close-up view. The two data views still result in similar diagonal paths from  $(0, 0)$  to  $(T, U)$ . Most decoding paths will be along the diagonal line from  $(0, 0)$  to  $(T, U)$ . Other paths that deviate from the diagonal are highly implausible. For example, paths are very unlikely to pass through the grid point  $(T, 0)$  or  $(1, U)$  in the ASR application if the utterance is not extremely short or has zero text transcription. This observation inspired us to use the weighted sum to emphasize the regions with the highest occupational probability mass.

In Figure 4, the two figures mostly differ in the horizontal and vertical transitions, with blurred blue color representing multiple probable paths. In horizontal paths the occupational probability is dominated by the blank token occupational probability  $\bar{\omega}_{\varnothing}(t, u)$ , in vertical transitions it is dominated by  $\omega_{\varnothing}(t, u)$  non blank token occupational probability. These insights give us inspiration to use occupational probability and perform a weighted sum on the divergence loss both ways so that the two views can learn from each other to have a better common representation.

In our experiments we use the pruned region calculated by fast\_rnnt [26].  $(B, T, U_r, D)$ , where  $U_r \ll U$ , and  $U_r$  is the number of non-blank tokens to be included in each time step  $t$ , to remove most of the implausible output distributions from the transducer output.

## 5. EXPERIMENT SETTINGS

In this work, we examine the proposed method on two different datasets for two different tasks: ASR and ST. In ASR, the input features and output tokens are monotonically aligned, while ST is a non-monotonically aligned task.

Method/Dataset	test	
	clean	other
Conformer-L Pruned Transducer[32]	2.46	5.55
Conformer-L Pruned Transducer	2.37	5.41
Full Joint[14]	2.51	5.78
Encoder MSE[22]	2.34	5.48
Compressed Probability[24]	2.36	5.33
Best One	2.31	5.27
Threshold	2.3	5.34
TCR	<b>2.28</b>	<b>5.23</b>

**Table 1.** WER(%) comparison between different consistency regularization methods on LIBRISPEECH dataset. Results are calculated using beam size of 4. The first two rows are conformer transducer baselines; The first row is result from [32], the second row is ours. Full joint, encoder MSE, and compressed probability are relevant consistency regularization methods used on models trained with cross entropy loss. Best one, threshold, and TCR are our consistency regularization methods for transducer models, with TCR showing the biggest performance gain

### 5.1. Data

**ASR** We use ASR LIBRISPEECH [20] dataset that contains 960 hours of data. The vocabulary is with 1024 subword units learned by SentencePiece [30]. We evaluate the model on the dev set and report test set word error rate (WER) performance. For the baseline, we duplicate the training data without adding the TCR loss to the final loss. For TCR loss we do not duplicate the data. Thus, the total effective steps between baseline and TCR model are the same.

**ST** We use two language pairs from MUST-C [31]: English to German (EN→DE) and English to Spanish (EN→ES), for the ST evaluation. The training data is augmented with back translation data generated from our machine translation (MT) models. The vocabulary is 1024 case-sensitive subword units learned by SentencePiece [30]. We report the case-sensitive detokenized BLEU score. During the evaluation, we set the blank penalty [11] to 1.0.

### 5.2. Model Configuration

Input speech is represented as 80-dimensional log-mel filter bank coefficients extracted every 10ms with a 25ms Hanning window. The spec augmentation [28] setting is with time mask 10, frequency mask 2, frequency width 27, and time width 0.05. Utterance based channel mean normalization is applied on the input features. The subsampling factor is four.

We use Conformer transducer [33] as our ASR and ST baseline. It contains 17 layers of conformer encoder, with encoder dimension 512 and 8 attention heads. The predictor is transformer based with 2 layers. The encoder and predic-

tor have 512 hidden states while the joiner has 1025 hidden states. The convolutional kernel size in the conformer layer is 32. We use weight decay of 1e-3. InterCTC[34] of 0.033 is applied at layer 5, 9, and 13. Fast\_rnnt [26] is used for optimization for efficient memory usage. In fast\_rnnt, lm\_scale and am\_scale are both set to 0, simple\_loss and s\_range are equal to 0.5 and 5 respectively.

We clamp the maximum TCR loss to prevent outliers from derailing the gradient. The clamp values are 5e-3 and 0.1 for LIBRISPEECH and MUST-C respectively. We set both  $\beta_{\text{dev}}$  and  $\beta_{\text{test}}$  to 1.  $\lambda$  is 0.1 for LIBRISPEECH and 1.0 for MUST-C. For ST tasks, we used an encoder pre-trained on ASR task with English portion of data from the EN→ES direction. We train the model with 150 epochs on 8 A100 GPUs. Each minibatch contains maximum 150 ms of audio for MUST-C dataset and 240 ms for LIBRISPEECH dataset. The AdamW [35] optimizer was used with initial learning rate of 1.0. Learning rate warm up peaks to 10K steps then we use Noam [36] for learning rate decay. Drop out rates are set to 0.1. The models are developed using the NeMo [37] framework. The best 5 checkpoints are averaged for inference. All of our numbers are reported without an external language model.

## 6. RESULTS

### 6.1. Main Results

Table 1 shows the ASR word error rate on the LIBRISPEECH test dataset with beam size of 4. The first row lists the conformer transducer baseline result from [32], the second row shows our baseline result. The final row shows our proposed TCR method which improves the recognition performance compared to other methods. The model with TCR reduces 0.09 WER for test\_clean, 0.18 WER for test\_others, or 3.8% relative WER reduction in test\_clean and 3.33% for test\_others. We also evaluated our model trained with LIBRISPEECH data on internal noisy data with 2500 utterances. The baseline model achieves 32.15% WER while the model with TCR reduced WER to 31.42%. TCR shows a consistent gain even on noisy data.

### 6.2. Comparison of Different Consistency Regularization Implementations

We conduct several comparison studies with different consistency regularization implementations. Encoder MSE is a method proposed in [22] which uses only encoder output trained with cross entropy loss for consistency regularization. Full joint uses the full transducer decoder output, similar to method proposed in [14] for encoder decoder model. We also studied knowledge distillation methods for transducer models[24] and apply it here for consistency regularization: Compressed Probability. Finally, we list two alternative methods alongside our main proposed TCR method: Best one path and Selection with Threshold. The results are shown

in Table 1. Our proposed method (TCR) using occupational probability to perform a weighted sum on KL divergence loss gives the best WER among all implementations with one pass training.

**Full Joint** We use the entire pruned region of the joint output and apply KL divergence. It is a naive implementation of consistency regularization considering all joint outputs equally. The full joint method produces a higher WER than that of the baseline as shown in Table 1. This indicates that treating all paths equally would be detrimental to the outcome, and the method used in [14] [19] on model trained with cross entropy loss is not applicable to model trained with transducer loss.

**Encoder MSE** [22] uses encoder output for consistency regularization in two stage training. Table 1 encoder MSE row shows that using encoder output alone in one pass training is not effective in capturing a good representation to improve the model.

**Compressed Probability** [24] and [25] have shown good results using compressed probability for knowledge distillation. It compresses the vocabulary space into three categories, target token  $y$ , blank, and others. The selected region for regular consistency thus becomes (B, T,  $U_r$ , 3). The result is shown in row compressed probability Table 1. It is clear that compressing the probability within the pruned region does improve the result compared to the baseline.

**Best One Path** In best one path implementation, we first identify the path with maximum probability in the joint output lattice. We believe that the best one path should contain the most useful information for the model to learn. However, identifying the global optimum is expensive during training. We have to first run training data in inference mode to generate best one path without any noise; Then we use the best one path as part of our training data and train a model from scratch. See Table 1 best one row for result.

**Selection with Threshold** TCR gives a higher weight to paths that are close to the oracle path and less weight to bad paths that are far. In selection based regularization we have a hard cut off. Any region with emission probability below a certain threshold will not contribute to the total loss. We choose the top-K distributions at each step  $t$  for the consistency regularization. Due to the gap between the highest probabilities between the non-blank token and blank token, we have different selections for blank and non-blank emission probability distributions. In our experiments, we select 2 best non-blank token distributions and 2 best blank token distribution at each step  $t$ .

The result for the selection regularization based method is shown in Table 1 threshold row. The results show slight improvement over baseline.

Method/Dataset	tst-Common	
	EN→DE	EN→ES
Baseline	24.5	27.6
TCR	24.6	27.7

**Table 2.** TCR ST greedy decoding BLEU score on the MUST-C Dataset.

### 6.3. Study on Non-Monotonic Aligned Task

The proposed TCR relies on alignment quality and plausible paths are assigned higher weights. Compared with ASR tasks, in which the input features and output tokens are aligned monotonically, ST tasks have to deal with non-monotonic alignment. It would be challenging for the proposed method. In Table 2, we compare the ST result on MUST-C dataset with and without TCR. It shows TCR doesn’t improve or degrade the performance. BLEU score is improved by 0.2 for EN→DE and 0.1 for EN→ES. It indicates that the proposed method is robust for non-monotonic alignment task.

## 7. CONCLUSION

We introduce an effective consistency regularization method for the transducer model. It uses occupational probability to give emphasis to lattice output with good alignments. The model learns to minimize the different distributions introduced by data spec augmentation and drop out. We show that our method is beneficial particularly on ASR applications. Further work would be to improve more on non-monotonic tasks such as speech translation.

## 8. REFERENCES

- [1] Alex Graves, “Sequence transduction with recurrent neural networks,” *arXiv preprint arXiv:1211.3711*, 2012.
- [2] Qian Zhang, Han Lu, Hasim Sak, Anshuman Tripathi, Erik McDermott, Stephen Koo, and Shankar Kumar, “Transformer transducer: A streamable speech recognition model with transformer encoders and rnn-t loss,” in *ICASSP*, 2020.
- [3] Ching-Feng Yeh, Jay Mahadeokar, Kaustubh Kalgankar, Yongqiang Wang, Duc Le, Mahaveer Jain, Kjell Schubert, Christian Fuegen, and Michael L. Seltzer, “Transformer-transducer: End-to-end speech recognition with self-attention,” 2019.
- [4] Jinyu Li, “Recent advances in end-to-end automatic speech recognition,” *APSIPA Transactions on Signal and Information Processing*, 2022.

- [5] Chung-Cheng Chiu, Wei Han, Yu Zhang, Ruoming Pang, Sergey Kishchenko, Patrick Nguyen, Arun Narayanan, Hank Liao, Shuyuan Zhang, Anjuli Kannan, Rohit Prabhavalkar, Zhifeng Chen, Tara Sainath, and Yonghui Wu, “A comparison of end-to-end models for long-form speech recognition,” in *ASRU*, 2019.
- [6] Jinyu Li, Yu Wu, Yashesh Gaur, Chengyi Wang, Rui Zhao, and Shujie Liu, “On the comparison of popular end-to-end models for large scale speech recognition,” in *Interspeech*, 2020.
- [7] Chunyang Wu, Yongqiang Wang, Yangyang Shi, Ching-Feng Yeh, and Frank Zhang, “Streaming transformer-based acoustic models using self-attention with augmented memory,” in *interspeech*, 2020.
- [8] Yangyang Shi, Yongqiang Wang, C. Wu, Ching-Feng Yeh, Julian Chan, Frank Zhang, D. Le, and Mike Seltzer, “Emformer: Efficient memory transformer based acoustic model for low latency streaming speech recognition,” in *ICASSP*, 2021.
- [9] Dan Liu, Mengge Du, Xiaoxi Li, Ya Li, and Enhong Chen, “Cross attention augmented transducer networks for simultaneous translation,” in *EMNLP*, 2021.
- [10] Jian Xue, Peidong Wang, Jinyu Li, Matt Post, and Yashesh Gaur, “Large-scale streaming end-to-end speech translation with neural transducers,” in *INTER-SPEECH*, 2022.
- [11] Yun Tang, Anna Sun, Hirofumi Inaguma, Xinyue Chen, Ning Dong, Xutai Ma, Paden Tomasello, and Juan Miguel Pino, “Hybrid transducer and attention based encoder-decoder modeling for speech-to-text tasks,” in *Annual Meeting of the Association for Computational Linguistics*, 2023.
- [12] Minchan Kim, Myeonghun Jeong, Byoung Jin Choi, Dongjune Lee, and Nam Soo Kim, “Transduce and speak: Neural transducer for text-to-speech with semantic token prediction,” *2023 IEEE Automatic Speech Recognition and Understanding Workshop (ASRU)*, pp. 1–7, 2023.
- [13] Ting Chen, Simon Kornblith, Mohammad Norouzi, and Geoffrey E. Hinton, “A simple framework for contrastive learning of visual representations,” *ArXiv*, 2020.
- [14] Xiaobo Liang, Lijun Wu, Juntao Li, Yue Wang, Qi Meng, Tao Qin, Wei Chen, M. Zhang, and Tie-Yan Liu, “R-drop: Regularized dropout for neural networks,” in *Neural Information Processing Systems*, 2021.
- [15] Jean-Bastien Grill, Florian Strub, Florent Altché, Corentin Tallec, Pierre Richemond, Elena Buchatskaya, Carl Doersch, Bernardo Avila Pires, Zhaohan Guo, Mohammad Gheshlaghi Azar, et al., “Bootstrap your own latent-a new approach to self-supervised learning,” *Advances in neural information processing systems*, vol. 33, pp. 21271–21284, 2020.
- [16] Takeru Miyato, Shin ichi Maeda, Masanori Koyama, and Shin Ishii, “Virtual adversarial training: A regularization method for supervised and semi-supervised learning,” *IEEE Transactions on Pattern Analysis and Machine Intelligence*, vol. 41, pp. 1979–1993, 2017.
- [17] Motoki Sato, Jun Suzuki, and Shun Kiyono, “Effective adversarial regularization for neural machine translation,” in *Annual Meeting of the Association for Computational Linguistics*, 2019.
- [18] Zeping Min, Qian Ge, and Guanhua Huang, “San: A robust end-to-end asr model architecture,” *ICASSP 2023 - 2023 IEEE International Conference on Acoustics, Speech and Signal Processing (ICASSP)*, pp. 1–5, 2022.
- [19] Pengzhi Gao, Ruiqing Zhang, Zhongjun He, Hua Wu, and Haifeng Wang, “An empirical study of consistency regularization for end-to-end speech-to-text translation,” *arXiv preprint arXiv:2308.14482*, 2023.
- [20] Vassil Panayotov, Guoguo Chen, Daniel Povey, and Sanjeev Khudanpur, “Librispeech: an asr corpus based on public domain audio books,” in *2015 IEEE international conference on acoustics, speech and signal processing (ICASSP)*. IEEE, 2015, pp. 5206–5210.
- [21] Qizhe Xie, Zihang Dai, Eduard Hovy, Thang Luong, and Quoc Le, “Unsupervised data augmentation for consistency training,” *Advances in neural information processing systems*, vol. 33, pp. 6256–6268, 2020.
- [22] Ashtosh Sapru, “Using data augmentation and consistency regularization to improve semi-supervised speech recognition,” 2022.
- [23] Ryo Masumura, Mana Ihori, Akihiko Takashima, Takafumi Moriya, Atsushi Ando, and Yusuke Shinohara, “Sequence-level consistency training for semi-supervised end-to-end automatic speech recognition,” in *ICASSP 2020-2020 IEEE International Conference on Acoustics, Speech and Signal Processing (ICASSP)*. IEEE, 2020, pp. 7054–7058.
- [24] Jiahui Yu, Wei Han, Anmol Gulati, Chung-Cheng Chiu, Bo Li, Tara N Sainath, Yonghui Wu, and Ruoming Pang, “Dual-mode asr: Unify and improve streaming asr with full-context modeling,” in *International Conference on Learning Representations*, 2020.



- [25] Sankaran Panchapagesan, Daniel S Park, Chung-Cheng Chiu, Yuan Shangguan, Qiao Liang, and Alexander Gruenstein, “Efficient knowledge distillation for rnn-transducer models,” in *ICASSP 2021-2021 IEEE International Conference on Acoustics, Speech and Signal Processing (ICASSP)*. IEEE, 2021, pp. 5639–5643.
- [26] Fangjun Kuang, Liyong Guo, Wei Kang, Long Lin, Mingshuang Luo, Zengwei Yao, and Daniel Povey, “Pruned rnn-t for fast, memory-efficient asr training,” *arXiv preprint arXiv:2206.13236*, 2022.
- [27] Linhao Dong, Cheng Yi, Jianzong Wang, Shiyu Zhou, Shuang Xu, Xueli Jia, and Bo Xu, “A comparison of label-synchronous and frame-synchronous end-to-end models for speech recognition,” *Interspeech*, 2020.
- [28] Daniel S Park, William Chan, Yu Zhang, Chung-Cheng Chiu, Barret Zoph, Ekin D Cubuk, and Quoc V Le, “SpecAugment: A simple data augmentation method for automatic speech recognition,” *arXiv preprint arXiv:1904.08779*, 2019.
- [29] Nitish Srivastava, Geoffrey E. Hinton, Alex Krizhevsky, Ilya Sutskever, and Ruslan Salakhutdinov, “Dropout: a simple way to prevent neural networks from overfitting,” *J. Mach. Learn. Res.*, vol. 15, pp. 1929–1958, 2014.
- [30] Taku Kudo and John Richardson, “Sentencepiece: A simple and language independent subword tokenizer and detokenizer for neural text processing,” *arXiv preprint arXiv:1808.06226*, 2018.
- [31] Mattia A Di Gangi, Roldano Cattoni, Luisa Bentivogli, Matteo Negri, and Marco Turchi, “Must-c: a multilingual speech translation corpus,” in *Proceedings of the 2019 Conference of the North American Chapter of the Association for Computational Linguistics: Human Language Technologies, Volume 1 (Long and Short Papers)*. Association for Computational Linguistics, 2019, pp. 2012–2017.
- [32] Zengwei Yao, Liyong Guo, Xiaoyu Yang, Wei Kang, Fangjun Kuang, Yifan Yang, Zengrui Jin, Long Lin, and Daniel Povey, “Zipformer: A faster and better encoder for automatic speech recognition,” in *The Twelfth International Conference on Learning Representations*, 2023.
- [33] Anmol Gulati, James Qin, Chung-Cheng Chiu, Niki Parmar, Yu Zhang, Jiahui Yu, Wei Han, Shibo Wang, Zhengdong Zhang, Yonghui Wu, et al., “Conformer: Convolution-augmented transformer for speech recognition,” *arXiv preprint arXiv:2005.08100*, 2020.
- [34] Jaesong Lee and Shinji Watanabe, “Intermediate loss regularization for ctc-based speech recognition,” in *ICASSP 2021-2021 IEEE International Conference on Acoustics, Speech and Signal Processing (ICASSP)*. IEEE, 2021, pp. 6224–6228.
- [35] Ilya Loshchilov and Frank Hutter, “Decoupled weight decay regularization,” *arXiv preprint arXiv:1711.05101*, 2017.
- [36] Ashish Vaswani, Noam Shazeer, Niki Parmar, Jakob Uszkoreit, Llion Jones, Aidan N Gomez, Lukasz Kaiser, and Illia Polosukhin, “Attention is all you need,” *Advances in neural information processing systems*, vol. 30, 2017.
- [37] Oleksii Kuchaiev, Jason Li, Huyen Nguyen, Oleksii Hrinchuk, Ryan Leary, Boris Ginsburg, Samuel Krizan, Stanislav Beliaev, Vitaly Lavrukhin, Jack Cook, et al., “Nemo: a toolkit for building ai applications using neural modules,” *arXiv preprint arXiv:1909.09577*, 2019.