

Neutrino constraints and detection prospects from gamma-ray bursts with different jet composition

YANG-DONG-JUN OU ¹, HOU-JUN LÜ ¹, XUE-ZHAO CHANG,¹ XIAO-XUAN LIU,¹ AND EN-WEI LIANG ¹

¹*Guangxi Key Laboratory for Relativistic Astrophysics, School of Physical Science and Technology, Guangxi University, Nanning 530004, Peoples Republic of China*

ABSTRACT

The prompt emission mechanism of gamma-ray bursts (GRBs) is a long-standing open question, and GRBs have been considered as potential sources of high-energy neutrinos. Despite many years of search for the neutrino events associated with GRBs from IceCube, there were no results. However, the absence of search results for neutrino provides a unique opportunity to constrain the parameter space of GRB-jet models. In this paper, we chose four peculiar GRBs with two different types of jet composition to investigate neutrino emission. It is found that only GRB 211211A could be well constrained within the dissipative photosphere model. By adopting the specific parameters of the photosphere, one can obtain $\varepsilon_p/\varepsilon_e < 8$ for $f_p > 0.2$ from GRB 211211A. For the ICMART model, we can effectively constrain neither GRB 230307A nor GRB 080916C. Moreover, we also investigate the detection prospects of high-energy neutrinos from GRBs, and find that it is difficult to detect at least one high-energy neutrino associated with GRBs from the ICMART model even during the IceCube-Gen2 operation. For the GRB 211211A-like events, it is possible to detect at least one neutrino coincident with the gravitational wave during the IceCube-Gen2 operation, if such an event is originated from mergers of compact stars within the photosphere dissipation.

Keywords: Gamma-ray bursts (629); Neutrino astronomy (1100)

1. INTRODUCTION

Gamma-ray bursts (GRBs), the most energetic phenomena at cosmological distance, have been proposed to be the candidates for ultra-high-energy cosmic-ray (UHECR) accelerators (e.g., Waxman 1995; Vietri 1995; Milgrom & Usov 1995; Murase et al. 2008; Baerwald et al. 2015) and the potential emitters for extragalactic neutrinos (e.g., Waxman & Bahcall 1997; Guetta et al. 2004; Murase & Nagataki 2006a,b; Murase et al. 2006; Hümmer et al. 2012; Gao et al. 2012; Zhang & Kumar 2013; Liu et al. 2016; Kimura et al. 2017; Pitik et al. 2021; Chen et al. 2023; Matsui et al. 2023, 2024). MeV neutrinos can be produced through several mechanisms in the central engine and the outflow. For example, the neutrino-dominated accretion flow (NDAF; Liu et al. 2016; Qi et al. 2022), or r-process in mergers of binary neutron star (Chen et al. 2023). However, such MeV neutrinos are very difficult to be detected except for the

location of GRBs close enough within a few hundred kpc (Liu et al. 2016; Qi et al. 2022; Chen et al. 2023). High-energy neutrinos with an energy range from TeV to EeV, on the other hand, can be produced in both the internal dissipation of prompt emission and the external shock of afterglow (Kimura 2022 for a review). The current neutrino detectors, such as IceCube (Aartsen et al. 2017a) and ANTARES (Ageron et al. 2011), are used to detect the high-energy neutrinos. Moreover, several near-future neutrino detectors, like Baikal-GVD (Avrorin et al. 2011), IceCube-Gen2 (Aartsen et al. 2021), KM3NeT (Adrián-Martínez et al. 2016), P-One (Agostini et al. 2020) and TRIDENT (Ye et al. 2023), are also proposed or under construction, and detect the high-energy neutrino in the future.

Since the discovery of GRBs about half a century ago, the mechanism of GRB prompt emission remains under debate (Zhang 2018). In general, two scenarios of jet composition, matter-dominated fireball and Poynting-flux-dominated outflow, have been proposed to interpret the observations of GRBs (Zhang 2018). For the matter-dominated fireball, the emission site would be the photosphere radius $R_{\text{ph}} \sim 10^{10} - 10^{12}$ cm

Corresponding author: Hou-Jun Lü
lhj@gxu.edu.cn

(Rees & Mészáros 2005), or the internal shock radius $R_{\text{IS}} \sim 10^{13} - 10^{14} \text{ cm}$ (Rees & Meszaros 1994). For the Poynting-flux-dominated outflow, one representative magnetic dissipation model is the Internal-collision-induced Magnetic Reconnection and Turbulence (ICMART) model (Zhang & Yan 2011). The ICMART model invokes the collision of Poynting-flux-dominated shells at large radii, and then results in magnetic dissipation through magnetic reconnection. Sometimes, the radiations from the photosphere and internal shock would be strongly suppressed by a larger magnetization parameter which is defined as the flux ratio between Poynting-flux and matter outflow. Moreover, the existence of mini-jets (Zhang & Zhang 2014) and large prompt emission radius $R_{\text{ICMART}} \sim 10^{15} - 10^{16} \text{ cm}$ are predicted by the ICMART model. On the other hand, the predicted detection of neutrino flux from different GRB-jet models are quite different (Zhang & Kumar 2013).

Over 15 years of operation, the IceCube Collaboration has performed dedicated analyses to search for high-energy neutrino events associated with GRBs, but non-detection of any neutrino events has been associated with GRBs (Abbasi et al. 2022). However, the non-detection of any neutrinos can not only place a stringent upper limit for the time-integrated muon-neutrino flux, but also provides significant constraints on the parameters space of GRB-jet models, such as emission radii and bulk motion Lorentz factor (e.g., Icecube Collaboration et al. 2012; He et al. 2012; Li 2012; Gao et al. 2013; Aartsen et al. 2015, 2016, 2017b; Murase et al. 2022; Ai & Gao 2023).

From the observational point of view, several lines of observational evidence suggest that a purely quasi-thermal component in GRB 090902B and a purely non-thermal emission from the magnetic dissipation in GRB 080916C were observed by Fermi/GBM (Abdo et al. 2009; Zhang & Pe’er 2009; Ryde et al. 2010; Zhang & Yan 2011). More recently, several peculiar GRBs, such as brightest-of-all-time (BOAT) GRB 221009A (Williams et al. 2023; Burns et al. 2023), short GRB with extended emission GRB 211227A (Lü et al. 2022), and short GRB with extended emission associated with kilonova, GRB 211211A (Rastinejad et al. 2022; Yang et al. 2022; Troja et al. 2022; Chang et al. 2023; Gompertz et al. 2023) and GRB 230307A (Sun et al. 2023; Yi et al. 2023; Du et al. 2024a,b), have attracted great attention. Moreover, the jet composition of GRBs 211211A and 230307A which are possible originated from merger of compact stars are quite different (Chang et al. 2023; Yi et al. 2023; Du et al. 2024a,b). The discovery of the mini-jet of GRB 230307A is consistent with

the prediction of the ICMART model (Yi et al. 2023), suggesting that the jet composition of GRB 230307A is magnetically dominated, with the prompt emission radius $\sim 10^{16} \text{ cm}$ (Du et al. 2024a,b). On the contrary, the presence of thermal emission of GRB 211211A (Chang et al. 2023) suggests that the magnetization parameter at the photosphere is not sufficiently large to suppress photosphere emission. The radiation of prompt emission may be from the photosphere radius or the internal shock radius.

On the other hand, there are non-detection of high-energy neutrinos associated with GRB 221009A (Abbasi et al. 2023a) and GRB 230307A (IceCube Collaboration 2023) from observations. Adopting this non-detection, model predictions of high-energy neutrinos can be used to constrain the jet composition and physical parameters of GRB 221009A (Murase et al. 2022; Ai & Gao 2023) and GRB 230307A (Song 2023). In this paper, we present the general formula for the calculation of the high-energy neutrino spectrum of GRBs in Sec. 2; In Sec. 3, we show the constraints on the physical parameters from four GRBs (e.g., 080916C, 090902B, 211211A, and 230307A) which have different jet composition. The neutrino-detected prospects from above four GRBs with different jet composition are shown in Sec. 4; Finally, conclusion and discussion are presented in Sec. 5. Throughout this paper, we adopt the convention $Q_x = Q/10^x$ in CGS units, and use the symbol Q' to denote quantities in the co-moving frame. The cosmological parameters with Hubble constant, $H_0 = 70 \text{ km s}^{-1} \text{ Mpc}^{-1}$, $\Omega_m = 0.3$, and $\Omega_\Lambda = 0.7$, are adopted to do the calculations.

2. HIGH-ENERGY NEUTRINO EMISSION FROM GRBS

The primary channel to produce the high-energy neutrinos from GRBs is the hadronic process (Zhang 2018). Both electrons and protons are accelerated by the internal dissipated energy of the GRB jet. The accelerated electrons via the radiation mechanisms (e.g., synchrotron radiation, synchrotron self-Compton, and Compton upscattering of a thermal seed photon source) can lead to produce gamma-ray emissions which are observed as the prompt emission of GRBs. The accelerated protons, on the other hand, can interact with the gamma-ray photons, and lead to produce the high-energy neutrinos through the photomeson ($p\gamma$) interaction (Zhang & Kumar 2013). Moreover, previous studies have shown that sub-TeV neutrinos can be produced through the proton-neutron (pn) decoupling and collisions (e.g., Bahcall & Mészáros 2000; Murase et al. 2013, 2022; Song 2023; Abbasi et al. 2024). However, due to the strong atmospheric background in this energy range,

the effective area of IceCube in the sub-TeV range is much smaller than that of in the TeV-EeV range (see Figure 8 in Abbasi et al. 2023b). Therefore, we only focus on considering the neutrinos that are from $p\gamma$ process, and do not consider neutrinos that are from pn process.

Following the method in Zhang & Kumar (2013) and Ai & Gao (2023), the target photon source for photomeson interaction is from the prompt emission of GRB itself. The distribution of the target photons can be described by a Band-function (Band et al. 1993):

$$n_\gamma(E_\gamma) = \frac{dN_\gamma(E_\gamma)}{dE_\gamma} = n_{\gamma,b} \begin{cases} \varepsilon_{\gamma,b}^\alpha E_\gamma^{-\alpha}, & E_\gamma < \varepsilon_{\gamma,b} \\ \varepsilon_{\gamma,b}^\beta E_\gamma^{-\beta}, & E_\gamma \geq \varepsilon_{\gamma,b}, \end{cases} \quad (1)$$

where $\varepsilon_{\gamma,b} = \frac{E_{\text{peak}}}{2-\alpha}$ is the break energy in the band spectrum, $n_{\gamma,b}$ is the specific photon number at the break energy $\varepsilon_{\gamma,b}$. Additionally, α and β are the low-energy and high-energy photon spectral indices, respectively.

The neutrino spectrum, on the other hand, can be described as a double break power-law (Waxman & Bahcall 1997; Abbasi et al. 2010):

$$n_\nu(E_\nu) = \frac{dN_\nu(E_\nu)}{dE_\nu} = n_{\nu,1} \begin{cases} \varepsilon_{\nu,1}^{\alpha_\nu} E_\nu^{-\alpha_\nu}, & E_\nu < \varepsilon_{\nu,1}, \\ \varepsilon_{\nu,1}^{\beta_\nu} E_\nu^{-\beta_\nu}, & \varepsilon_{\nu,1} \leq E_\nu < \varepsilon_{\nu,2}, \\ \varepsilon_{\nu,1}^{\beta_\nu} \varepsilon_{\nu,2}^{\gamma_\nu} E_\nu^{-\gamma_\nu}, & E_\nu \geq \varepsilon_{\nu,2}, \end{cases} \quad (2)$$

where, $n_{\nu,1}$ is the specific neutrino number at the low-energy break $\varepsilon_{\nu,1}$. The neutrino spectral indices (e.g., α_ν , β_ν , and γ_ν) are determined by the photon spectral indices (e.g., α and β) and the proton spectral index p for a single power-law distribution $\frac{dN_p}{dE_p} \propto E_p^{-p}$. Based on first-order Fermi acceleration for strong non-relativistic shocks, the high energy tail of accelerated particles should have a power-law distribution, and we adopt $p = 2$ throughout this paper (see details of Chapter 4.4 in the book of Zhang 2018). The neutrino spectral indices can be expressed as

$$\alpha_\nu = p + 1 - \beta, \beta_\nu = p + 1 - \alpha, \gamma_\nu = \beta_\nu + 2. \quad (3)$$

Here, α_ν and β_ν are derived by assuming that the neutrino flux is proportional to the proton flux (with index p) and the optical depth of $p\gamma$ process $\tau_{p\gamma} \propto n_\gamma(E_\gamma)$ (with index $1 - \beta$ for below $\varepsilon_{\nu,1}$ and $1 - \alpha$ for above $\varepsilon_{\nu,1}$). γ_ν is derived by solving the continuity equation for charged particles with synchrotron cooling (e.g. the

Chapter 5.1.5 in Zhang 2018), and found that the probability of charged pions without cooling obeys a power-law distribution with index 2.

The low-energy break in the neutrino spectrum $\varepsilon_{\nu,1}$ is caused by the break in the photon spectrum $\varepsilon_{\gamma,b}$. We assume that the energy of protons is responsible for N rounds of pion production, the pion production efficiency f_π (the fraction of proton energy going into pion production) can be expressed as $f_\pi = 1 - (1 - \langle f_{p \rightarrow \gamma} \rangle)^N$, where $\langle f_{p \rightarrow \gamma} \rangle = 0.2$ is the fraction of energy transferred from protons to pions. N relates to the $p\gamma$ optical depth $\tau_{p\gamma}$, and $N \sim \tau_{p\gamma}$ if $\tau_{p\gamma} < 3$. For a greater $\tau_{p\gamma}$, $N \sim \tau_{p\gamma}^2$ is expected (see the footnote 5 in Ai & Gao 2023). For $f_\pi = 1 - (1 - \langle f_{p \rightarrow \gamma} \rangle)^N \approx 1$, it requires $N = 25$ with a larger value of $\tau_{p\gamma}$, namely, $N \sim \tau_{p\gamma}^2$, and $\tau_{p\gamma} = 5$. So that, it requires that $\tau_{p\gamma}$ is less than 5 if f_π is smaller than one. If $\tau_{p\gamma}^p$ (the $p\gamma$ optical depth for peak energy photons interacting with protons) is less than 5, the low-energy break can be expressed as

$$\begin{aligned} \varepsilon_{\nu,1} &= \varepsilon_{\nu,1}^0 \\ &= 7.2 \times 10^5 \text{ GeV} \left(\frac{\varepsilon_{\gamma,b}}{\text{MeV}} \right)^{-1} \left(\frac{\Gamma}{300} \right)^2 (1+z)^{-2}, \end{aligned} \quad (4)$$

where Γ and z are bulk motion Lorentz factor and redshift, respectively¹. If $\tau_{p\gamma} > 5$, one has the pion production efficiency $f_\pi = 1$, and the neutrino flux no longer significantly increases with $\tau_{p\gamma}$. Therefore, when $\tau_{p\gamma}^p > 5$, the low-energy break should be modified by invoking the $\tau_{p\gamma}^p$, which can be expressed as

$$\tau_{p\gamma}^p = 8.9 L_{\text{GRB},52} \left(\frac{\Gamma}{300} \right)^{-2} R_{13}^{-1} \left(\frac{\varepsilon_{\gamma,b}}{\text{MeV}} \right), \quad (5)$$

where L_{GRB} is the isotropic luminosity of GRB prompt emission, and R is the dissipation radius. If the neutrino energy E_ν is below $\varepsilon_{\nu,1}^0$, the optical depth of $p\gamma$ at E_ν can be calculated as

$$\tau_{p\gamma}(E_\nu) = \tau_{p\gamma}^p \left(\frac{E_\nu}{\varepsilon_{\nu,1}} \right)^{\beta-1}. \quad (6)$$

If $\tau_{p\gamma} = 5$, the typical neutrino energy is given by $E_\nu = \varepsilon_{\nu,1}^0 \left(\frac{\tau_{p\gamma}^p}{5} \right)^{\frac{1}{1-\beta}}$. The neutrino energy should be replaced by $\varepsilon_{\nu,1}$ as the low-energy break of the neutrino spectrum when $\tau_{p\gamma}^p > 5$. If this is the case, the low-energy break $\varepsilon_{\nu,1}$ can be expressed as

$$\varepsilon_{\nu,1} = \varepsilon_{\nu,1}^0 \left(\frac{\tau_{p\gamma}^p}{5} \right)^{\frac{1}{1-\beta}}. \quad (7)$$

¹ The derivations of the break energy of the neutrino spectrum can be found in Appendix A.

Together with Eqs.(4) and (7), the low-energy break of the neutrino spectrum $\varepsilon_{\nu,1}$ can be written as

$$\varepsilon_{\nu,1} = \varepsilon_{\nu,1}^0 \min \left(1, \left(\frac{\tau_{p\gamma}^p}{5} \right)^{\frac{1}{1-\beta}} \right). \quad (8)$$

The high-energy break of neutrino spectrum $\varepsilon_{\nu,2}$ is caused by the synchrotron cooling of charged pions, which can be calculated as

$$\varepsilon_{\nu,2} = 1.17 \times 10^8 \text{GeV} L_{\text{GRB},52}^{-\frac{1}{2}} \varepsilon_{e,-1}^{\frac{1}{2}} \varepsilon_{B,-1}^{-\frac{1}{2}} R_{13} \left(\frac{\Gamma}{300} \right)^2 (1+z)^{-1}. \quad (9)$$

where ε_e and ε_B are the fraction of jet dissipated energy going into the electrons and the random magnetic fields, respectively². The specific neutrino number at the low-energy break $n_{\nu,1}$ can be calculated as

$$n_{\nu,1} = \frac{1}{8} \frac{f_p f_\pi (\varepsilon_p / \varepsilon_e) E_{\text{GRB}}}{\ln(\varepsilon_{\nu,2} / \varepsilon_{\nu,1})} \varepsilon_{\nu,1}^{-2}, \quad (10)$$

where E_{GRB} is the isotropic energy of GRB prompt emission, ε_p is the fraction of jet dissipated energy that goes into the protons, and f_p is the fraction of accelerated protons that can efficiently participate in $p\gamma$ interaction. The coefficient $\frac{1}{8}$ comes from the production of $\frac{1}{2}$ and $\frac{1}{4}$, and the $\frac{1}{2}$ is from roughly half of $p\gamma$ interaction which goes to the π^+ channel, $\frac{1}{4}$ is caused by the π^+ decaying into four different leptons on average. For $p = 2$, f_p can be expressed as

$$f_p = \frac{\ln(\varepsilon_{\nu,2} / \varepsilon_{\nu,1})}{\ln(E_{p,\text{max}} / E_{p,\text{min}})}, \quad (11)$$

where $E_{p,\text{max}}$ and $E_{p,\text{min}}$ are the maximum and minimum energy of accelerated protons in the observer frame, respectively. One can estimate the upper limit of $E_{p,\text{max}}$ when the dynamical timescale $t'_{\text{dyn}} = R/(\Gamma c)$ is equal to the accelerating timescale $t'_{\text{acc}} = E'_p/(eB'c)$.

Here, $B' = \left[\frac{L_{\text{GRB}}(\varepsilon_B / \varepsilon_e)}{2R^2\Gamma^2 c} \right]^{1/2}$ is the strength of the random magnetic field. The lower limit of $E_{p,\text{min}}$ can also be expressed as $E_{p,\text{min}} > \Gamma m_p c^2$, where m_p is the mass of proton. Based on the statement before the Eq.(4), the pion production efficiency f_π can be calculated as

$$f_\pi = \begin{cases} 1 - (1 - \langle f_{p \rightarrow \gamma} \rangle)^{\tau_{p\gamma}^p}, & \tau_{p\gamma}^p < 3 \\ 1 - (1 - \langle f_{p \rightarrow \gamma} \rangle)^{\tau_{p\gamma}^{p^2}}, & \tau_{p\gamma}^p \geq 3, \end{cases} \quad (12)$$

where $\langle f_{p \rightarrow \gamma} \rangle = 0.2$ is the fraction of energy transferred from protons to pions. The observed neutrino fluence

can be calculated as

$$E_\nu^2 \phi_\nu(E_\nu) = \frac{E_\nu^2 n_\nu(E_\nu)}{4\pi d_L^2}, \quad (13)$$

where d_L is the luminosity distance.

3. CONSTRAINTS ON THE PHYSICAL PARAMETERS SPACE WITH NON-DETECTION NEUTRINOS FROM GRBS

Abbasi et al. (2024) presented the results of a search for neutrinos from 2268 GRBs by adopting the neutrino spectra with a single power-law model, and reported the upper limits from the three most significant GRB-neutrino coincidences. However, the Brightest Of All Time (BOAT) GRB 221009A, invokes the sub-photospheric neutron-proton collision model to constrain the limit on baryon loading (Murase et al. 2022; Abbasi et al. 2024). In this paper, we adopt the effective area of IceCube to calculate the expected number of neutrino signal events, and constrain the GRB parameters space. The expected number of neutrino signal events can be calculated by convoluting the neutrino flux and the effective area, one has

$$N_{\text{sig}} = \int \phi_\nu(E_\nu) A_{\text{eff}}(E_\nu, \delta) dE_\nu, \quad (14)$$

where A_{eff} is the effective area of the neutrino detector, and δ is the declination of the source. In our calculations, we adopt the effective area of ten years point-source (IceCube Collaboration et al. 2021) to calculate the expected number of neutrino signal events for individual GRB. In the ten years point-source dataset, the effective area is changed with different periods, because the different number of strings were operated. The IC86II effective area and effective area of other periods used in this paper as a function of neutrino energy for different declinations which derive from the 10 year IceCube dataset³ is shown in Figure 1. In this paper, we adopt different effective areas based on the declination of the burst and the time of the burst happening unless specifically stated (e.g., He et al. 2012). The start and end dates of different periods can be found in Table 1 of IceCube Collaboration et al. (2021).

In this section, based on the non-results of neutrino detection from IceCube Collaboration, we will discuss the constraints of the physical parameters of four peculiar GRBs (080916C, 090902B, 211211A, 230307A) which are from two different types of jet composition

² In our calculations, we assume $\varepsilon_e = \varepsilon_B$.

³ <https://icecube.wisc.edu/data-releases/2021/01/all-sky-point-source-icecube-data-years-2008-2018/>

(e.g., photosphere origin scenario of GRB 211211A and GRB 090902B, and Poynting-flux-dominated scenario of GRB 230307A and GRB 080916C).

3.1. Photosphere origin scenario

GRB 211211A, a short GRB with extended emission possibly associated with kilonova, is believed to be from the merger of compact stars (Rastinejad et al. 2022; Yang et al. 2022; Troja et al. 2022; Chang et al. 2023; Gompertz et al. 2023). The thermal component is indeed existent in the prompt emission (Chang et al. 2023), but do not detect any neutrino counterparts. The declination of GRB 211211A is $\delta \approx 27.9^\circ$ which can be used to estimate the effective areas based on Figure 1. By adopting the spectral parameters of GRB 211211A, $\alpha = 1.2$, $\beta = 2.05$, break energy $\varepsilon_{\gamma,b} = 0.499$ MeV, $E_{\text{GRB}} = 7.6 \times 10^{51}$ erg, isotropic luminosity $L_{\text{GRB}} = 1.1 \times 10^{50}$ erg/s and redshift $z = 0.076$ (Yang et al. 2022), together with formulas in Sec.2 and Eq.(14), one can present the model-independent constraints in the $R - \Gamma$ diagram of GRB 211211A with different $\varepsilon_p/\varepsilon_e$ and f_p (see Figure 2).

Chang et al. (2023) calculated the photosphere radius $R_{\text{ph}} = 10^{10}$ cm and the bulk Lorentz factor $\Gamma = 200$ of GRB 211211A based on the thermal emission. By adopting the above parameters of GRB 211211A, we find that only the dissipative photosphere model can be well constrained. Figure 3 shows the neutrino spectra and constraints on $\varepsilon_p/\varepsilon_e$ for GRB 211211A in dissipative photosphere model, and it requires $\varepsilon_p/\varepsilon_e < 8$ for $f_p > 0.2$. From the theoretical point of view, the required $10 < \varepsilon_p/\varepsilon_e \leq 100$ which depended on the energy generation rate of both UHECR and GRBs in the GRB-UHECR hypothesis, are studied by previous works (e.g., Murase et al. 2008; Baerwald et al. 2015; Rudolph et al. 2023). The value of $\varepsilon_p/\varepsilon_e$ in the dissipative photosphere model may be lower than that in the internal shock model, and we can not rule out the photosphere origin. In general, the cosmic-rays is difficult to be accelerated into ultra-high energy through sub-photosphere dissipation within the scenario of a dissipative photosphere model (Murase 2008). Even if, it also requires a larger value of $\varepsilon_p/\varepsilon_e$. So, the UHECR hypothesis for GRB 211211A in the dissipative photosphere model could be ruled out.

Another case with thermal-dominated outflow is GRB 090902B (Ryde et al. 2010). The declination of GRB 090902B is $\delta \approx 27.9^\circ$, which is similar to GRB 211211A. The time-integrated spectrum of GRB 090902B can be well fitted by blackbody and power-law (BB+PL) models. By assuming that the PL component is a low-energy region in the high-energy cutoff model. Thus, we adopt

the index of the PL component as the low-energy index of Band-function to calculate neutrino emission.

The spectral parameters of GRB 090902B prompt emission can be presented as follows, $\alpha = 1.6$, $E_{\text{GRB}} = 3.63 \times 10^{54}$ erg, $L_{\text{GRB}} = 4 \times 10^{52}$ erg/s, and redshift $z = 1.822$ (Ryde et al. 2010). Since we can not obtain the β and $\varepsilon_{\gamma,b}$ from the observations of GRB 090902B, and we note that the adopted varying of β (e.g., from 3 to 5) can not significantly affect the N_{sig} . However, increasing the value of $\varepsilon_{\gamma,b}$ can result in a decreasing value of N_{sig} . So, we adopt $\beta = 5$ and the lower limit of $\varepsilon_{\gamma,b} = 30$ MeV to do the calculations. Moreover, the $R_{\text{ph}} = 1.1 \times 10^{12}$ cm and $\Gamma = 580$ are adopted based on the results in Ryde et al. (2010), and then calculate the neutrino emission from photosphere and N_{sig} by using IceCube 59-string effective area (IC59) and IC86II. The neutrino spectra and constraints on $\varepsilon_p/\varepsilon_e$ for GRB 090902B in the dissipative photosphere model are shown in Figure 4. It is found that $\varepsilon_p/\varepsilon_e < 40$ for $f_p > 0.2$ by adopting IC59.

3.2. Poynting-flux-dominated scenario

GRB 230307A, also classified as short GRB with extended emission, is claimed to be from the merger of compact stars (Sun et al. 2023; Du et al. 2024a). The lack of detected thermal emission and mini-structure of prompt emission suggest that the outflow is Poynting-flux-dominated (Yi et al. 2023; Du et al. 2024b).

The IceCube Collaboration has performed dedicated analyses to search for high-energy neutrino events from GRB 230307A (IceCube Collaboration 2023). By assuming a single power-law E_ν^{-2} spectral within the energy range from 90 TeV to 20 PeV, the IceCube Collaboration reports a time-integrated muon-neutrino flux upper limit of 1.0 GeV cm^{-2} at 90% confidence level (IceCube Collaboration 2023). It is worthy to note that the IceCube upper limit is available only for GRB 230307A among the four selected GRBs. From the theoretical point of view, for GRB 230307A, the ICMART model predicted that the neutrino energy may be larger than 20 PeV, and the effective area of IceCube in the higher energy region (above 20 PeV) is larger than that of in the range from 90 TeV to 20 PeV.

Due to the presence of pulse pile-up in GBM, the spectra of the prompt emission of GRB 230307A after 2.5s will be distorted (Dalessi & Fermi GBM Team 2023), therefore, we only adopt the first 2.5s data of GBM to do the spectral analysis, and determine the high-energy photon spectral index β . Based on results from Sun et al. (2023), we adopt the parameters of GRB 230307A to do the calculations, e.g., $\alpha = 1.2$, $\beta = 4.8$, $\varepsilon_{\gamma,b} = 1.563$ MeV, $E_{\text{GRB}} = 3.08 \times 10^{52}$ erg,

$L_{\text{GRB}} = 2.35 \times 10^{50}$ erg/s, and redshift $z = 0.065$. Moreover, based on the method in (Zhang & Pe'er 2009) and the result in (Du et al. 2024b), we adopt the $R_{\text{ICMART}} = 10^{16}$ cm and bulk Lorentz factor $\Gamma = 300$. The neutrino spectra and constraints on $\varepsilon_p/\varepsilon_e$ for GRB 230307A are shown in Figure 5. It is found that the predicted neutrino fluence of GRB 230307A in the ICMART model is much lower than that of the upper limit of IceCube. The upper limit of $\varepsilon_p/\varepsilon_e$ is much larger than that of typical value. Therefore, the non-detected result of the neutrino counterpart of GRB 230307A can not effectively constrain the ICMART model.

Another case of Poynting-flux-dominated outflow is GRB 080916C which lacks the thermal emission (Abdo et al. 2009; Zhang & Pe'er 2009). The IceCube was under construction when GRB 080916 was detected at that time. The IceCube 40-string observation still gives us an opportunity to constrain the ICMART model. Here, we adopt the parameters of GRB 080916C as following, $\alpha = 1.07$, $\beta = 2.05$, $\varepsilon_{\gamma,b} = 0.667$ MeV, $E_{\text{GRB}} = 8.8 \times 10^{54}$ erg, $L_{\text{GRB}} = 7 \times 10^{52}$ erg/s, and redshift $z = 4.35$ (Abdo et al. 2009). The values of lower limits of R and Γ are taken from Zhang & Pe'er (2009) to calculate the neutrino emission from the ICMART model, such as $R_{\text{ICMART}} = 10^{16}$ cm and $\Gamma = 500$.

Figure 6 shows the neutrino spectra and constraints on $\varepsilon_p/\varepsilon_e$ for GRB 080916C in the ICMART model. It is found that the upper limits of $\varepsilon_p/\varepsilon_e$ are much higher than that of the typical value, so there are no effective constraints on the ICMART model of GRB 080916C by using both IceCube effective area, (e.g., IC40 and IC86II).

Recently, on the other hand, IceCube collaboration using sub-photospheric model predict the sub-TeV neutrino emission from proton-neutron collision to constraint the baryon loading on GRB 221009A (Abbasi et al. 2024). The definition of the baryon loading in their work is the ratio of the equivalent isotropic energies in baryons to gamma-rays (ξ_N , also called nucleon loading factor (Murase et al. 2022)), and it is similar to the ratio of the total dissipated energy that goes into the protons and electrons ($\varepsilon_p/\varepsilon_e$, also called cosmic ray loading factor (Murase et al. 2022)). The equivalent isotropic energies of proton E_{proton} can be calculated by $E_{\text{GRB}} \times (\varepsilon_p/\varepsilon_e)$. For comparison, we adopt our method to calculate the upper limit of $\varepsilon_p/\varepsilon_e$ for GRB 221009A

within the internal shock model⁴, and find $\varepsilon_p/\varepsilon_e < 2.02$ (465) for a bulk Lorentz factor $\Gamma = 300$ (800) at 90% confidence level. The results from the IceCube Collaboration are $\xi_N < 3.85$ (2.13) for a bulk Lorentz factor $\Gamma = 300$ (800) at 90% confidence level. Although the isotropic energy we adopted in our calculation is lower than that of IceCube Collaboration work, the comparison is still available. By comparing to the sub-photospheric model, our method is favor of constraint $\varepsilon_p/\varepsilon_e$ at lower value of bulk Lorentz factor, but is not good enough at higher value of bulk Lorentz factor. On the contrary, the constraint from sub-photospheric model is better than that of our result when Lorentz factor is increased. Thus, for those two different physical mechanism method, the constraints of baryon loading from sub-photospheric model can place a complement to the constraints from photomeson interaction at high value of Lorentz factor.

4. DETECTION PROSPECTS OF HIGH-ENERGY NEUTRINOS FROM GRBS

In this section, we investigate the detection prospects of high-energy neutrinos from GRBs based on the effective area of IceCube and IceCube-Gen2. The effective area of IceCube-Gen2 is about five times that of IceCube (Aartsen et al. 2021). Therefore, we scale IC86II to estimate effective area of IceCube-Gen2. Since the effective area strongly depends on the declination of sources, we will estimate the expected number of neutrino signal events and their detection probability from GRBs. The effective area of IC86II for different declinations are shown in Figure 1. It is found that the effective area of IceCube in the equatorial plane is larger than that of other declination of sources. Moreover, the effective area of the Southern Hemisphere in the low-energy range is much lower than that of in Northern Hemisphere and equatorial plane.

The probability of detecting more than one neutrino can be expressed as (Kimura et al. 2017; Matsui et al. 2023)

$$P(N_{\text{sig}} \geq 1) = 1 - e^{-N_{\text{sig}}}. \quad (15)$$

Here, we only discuss two types of GRB jet composition, e.g., photosphere with matter-dominated (i.e., GRB 211211A-like and GRB 090902B-like events) and ICMART with Poynting-flux-dominated (i.e., GRB

⁴ We adopt the parameters of GRB 221009A as following, $\delta \approx 19.8^\circ$, $\alpha = 0.97$, $\beta = 2.34$, $\varepsilon_{\gamma,b} = 1$ MeV, $E_{\text{GRB}} = 2 \times 10^{54}$ erg, $L_{\text{GRB}} = 1.9 \times 10^{52}$ erg/s, and redshift $z = 0.151$. The internal shock radius is $R_{\text{IS}} = 5.4 \times 10^{14}$ cm $(\Gamma/300)^2 (\delta t_{\text{min}}/0.1 \text{ s})(1+z)^{-1}$, where $\delta t_{\text{min}} = 0.01$ s is the minimum variability time scale for GRB 221009A (Ai & Gao 2023).

230307A-like and GRB 080916C-like events). However, the value of $\varepsilon_p/\varepsilon_e$ is difficult to obtain from the observations, we have to assume $\varepsilon_p/\varepsilon_e = 3$ for each GRB in our calculations (e.g., Ai & Gao 2023).

4.1. Photosphere scenario

Based on the Sec.2, Sec.3, and Eqs. (14) and (15), we investigate the detection prospects of high-energy neutrinos from a GRB 211211A-like event which is thought to be from photosphere emission, and the results are shown in Figure 7. The vertical dotted lines are $d_L = 40$ Mpc and $d_L = 300$ Mpc which correspond to the distance of the discovered nearest GRB 170817A and the upper limit of gravitational wave (GW) detectors (e.g., aLIGO) for mergers of the binary neutron star. For ideal case, it is found that at least one high-energy neutrino associated with a GRB 211211A-like event is possible detected at $d_L \leq 300$ Mpc for IceCube, and $d_L \leq 700$ Mpc for IceCube-Gen2. These results indicate that it is possible to detect at least one neutrino coincident with GW from a GRB 211211A-like event in the future if such an event originates from mergers of compact stars with photosphere dissipation.

Moreover, we also investigate the detection prospects of high-energy neutrinos from another GRB 090902B-like event with photosphere emission, and the results are shown in Figure 8. Because of the high isotropic energy of GRB 090902B and high efficiency of neutrino production near the photosphere, the detection horizon of neutrinos from GRB 090902B-like events can reach to several Gpc for IceCube and 20 Gpc for IceCube-Gen2. The redshift of GRB 090902B is 1.822 which is the corresponding luminosity distance $d_L \sim 13$ Gpc. We can not detect neutrinos from GRB 090902B-like events for IceCube if the proton acceleration is not strong enough near the photosphere. However, it is possible to be detected from GRB 090902B-like events for IceCube-Gen2.

4.2. Poynting-flux-dominated scenario

We investigate the detection prospects of high-energy neutrinos from GRB 230307A-like events which are from Poynting-flux-dominated outflow, and the results are shown in Figure 9. Due to the inefficient neutrino production in ICMART radius for GRB 230307A-like events, the detection of at least one high-energy neutrino is associated with GRB 230307A-like events. It requires that the distance of the source is below 3 Mpc even for IceCube-Gen2. This result indicates that the neutrinos from GRB 230307A-like events are not likely to be detected during the IceCube-Gen2 operation.

Moreover, we also investigate the detection prospects of high-energy neutrinos from GRB 080916C-like events,

and the results are shown in Figure 10. For ideal case, the detection horizon of neutrinos from GRB 080916C-like events is 300 Mpc for IceCube, while one could potentially detect neutrinos from GRB 080916C-like events up to $d_L \leq 700$ Mpc for IceCube-Gen2. However, it is worth noting that if a GRB 080916C-like event with an isotropic energy of $E_\gamma = 8.8 \times 10^{54}$ erg is located at 700 Mpc, it would be as bright as the GRB 221009A. If this is the case, the possibility of such an energetic event occurring in the nearby Universe is extremely low.

5. CONCLUSION AND DISCUSSION

The new field of multi-messenger astronomy is used to understand the main physical processes of astronomical sources in the Universe by adopting different types of messenger, such as electromagnetic radiation, gravitational wave, cosmic ray, and neutrino. In this paper, based on the non-results of neutrino detected from IceCube Collaboration, we present constraints on physical parameters of four peculiar GRBs (080916C, 090902B, 211211A, 230307A) which are from two different types of jet composition (e.g., photosphere origin scenario of GRB 211211A and GRB 090902B, and Poynting-flux-dominated scenario of GRB 230307A and GRB 080916C). We find that only the dissipative photosphere model can be well constrained for these four peculiar GRBs. Within the scenario of photosphere origin, we obtain $\varepsilon_p/\varepsilon_e < 8$ for $f_p > 0.2$ from GRB 211211A and $\varepsilon_p/\varepsilon_e < 40$ for $f_p > 0.2$ from GRB 090902B. The UHECR hypothesis for GRB 211211A in the dissipative photosphere model could be ruled out. However, within the scenario of Poynting-flux-dominated scenario, we can effectively constrain neither GRB 230307A nor GRB 080916C. The non-detected neutrino from GRB 230307A is consistent with the predicted neutrino emission in the ICMART model, providing an independent clue to support the ICMART origin of GRB 230307A.

On the other hand, we also investigate the detection prospects of high-energy neutrinos from GRBs with two different types of jet composition. Within the scenario of photosphere origin, it is found that at least one high-energy neutrino associated with GRB 211211A-like events is possibly detected at $d_L \leq 700$ Mpc for IceCube-Gen2. It means that it is possible to detect a neutrino coincident with the GW signal if the GRB 211211A-like events is originated from the merger of the compact stars with photosphere dissipation. For the bright GRB 090902B-like events with high redshift, it is possible to detect a neutrino at distance greater than 1 Gpc. For the Poynting-flux-dominated scenario, the neutrinos from GRB 230307A-like events are not likely to be detected even during the IceCube-Gen2 operation. The

detection horizon of neutrinos from GRB 080916C-like events is up to 700 Mpc for IceCube-Gen2. At such a distance, the event rate of GRB 080916C-like events may be extremely low.

It is not surprising that the ICMART model is not well-constrained. Given the low number density of photons at a large radius, it can lead to inefficient neutrino production. The composition of UHECRs in different energy ranges is quite different. For the high-energy range, the contribution from heavier nuclei will become more important (Aab et al. 2014), and the heavy nuclei are not likely to be photo-disintegrated for such a low number density of photons at a large radius (Murase et al. 2008). If this is the case, the inefficient neutrino production is not caused by the inefficient UHECRs acceleration, but by the low number density of photons. Therefore the GRBs that come from the ICMART model are the potential candidates for the accelerator of UHECR nuclei.

The upcoming neutrino detectors located near the Equator and in the Northern Hemisphere, such as TRI-DEN in the South China Sea and KM3NeT in the Mediterranean, will complete the lower sensitivity of IceCube in the low-energy region of the Southern Hemisphere. It will enhance our capability to detect neutrinos originating from the dissipative photosphere model which predicts a lower energy of neutrinos.

ACKNOWLEDGMENTS

We thank Shun-Ke Ai and Xing Yang for the helpful discussion. This work is supported by the Guangxi Science Foundation of the National (grant no. 2023GXNSFDA026007), the Natural Science Foundation of China (grant nos. 11922301 and 12133003), the Program of Bagui Scholars Program (LHJ), and the Guangxi Talent Program (“Highland of Innovation Talents”).

APPENDIX

A. DERIVATIONS OF THE BREAK ENERGY OF NEUTRINO SPECTRUM

The photomeson interaction most likely proceeds at Δ -resonance. The threshold condition for Δ -resonance is

$$\begin{aligned} E_p E_\gamma &\gtrsim \frac{m_\Delta^2 - m_p^2}{4} \left(\frac{\Gamma}{1+z} \right)^2 \\ &= 0.160 \text{ GeV}^2 \left(\frac{\Gamma}{1+z} \right)^2. \end{aligned} \quad (\text{A1})$$

The π^+ typically share 1/5 of the proton energy, and each lepton produce by π^+ decay equally share 1/4 the parent π^+ energy. Thus the typical neutrino energy is

$$E_\nu \simeq 0.05 E_p. \quad (\text{A2})$$

Together with Eqs. (A1) and (A2), we have the characteristic energy of neutrinos generated from a GRB given by

$$E_\nu \simeq 0.008 \text{ GeV } \Gamma^2 (1+z)^{-2} \left(\frac{E_\gamma}{\text{GeV}} \right)^{-1}, \quad (\text{A3})$$

Where E_ν and E_γ are replaced by $\varepsilon_{\nu,1}$ and $\varepsilon_{\gamma,b}$. Then, the characteristic value for Lorentz factor and $\varepsilon_{\gamma,b}$ is taken. This gives the low-energy break in the neutrino spectrum

$$\varepsilon_{\nu,1} = 7.2 \times 10^5 \text{ GeV} \left(\frac{\varepsilon_{\gamma,b}}{\text{MeV}} \right)^{-1} \left(\frac{\Gamma}{300} \right)^2 (1+z)^{-2}. \quad (\text{A4})$$

The high-energy break of the neutrino spectrum $\varepsilon_{\nu,2}$ is caused by the synchrotron cooling of charged pions, because the time for charged pions to lose energy by synchrotron cooling is shorter than the time of decay if charged pions energetic enough. The synchrotron cooling timescale of relativistic charged pions can be calculated as

$$t'_{\pi^+, \text{syn}} = \frac{6\pi m_{\pi^+} c}{\gamma_{\pi^+} \sigma_{T, \pi^+} B'^2}, \quad (\text{A5})$$

where γ_{π^+} is the Lorentz factor for the charged particle's random motion in the jet's comoving frame, $m_{\pi^+} = 0.15 m_p$ is the rest mass of π^+ , $m_p = 1.67 \times 10^{-24} \text{ g}$ is the rest mass of proton. σ_{T, π^+} is the Thomson scattering cross section

of π^+ which can be obtained from the Thomson scattering cross section of electron as $\sigma_{T,\pi^+} = (m_e/m_{\pi^+})^2 \sigma_{T,e}$, $\sigma_{T,e} = 6.65 \times 10^{-25} \text{cm}^2$ is the Thomson scattering cross section of electron, $m_e = 9.1 \times 10^{-28} \text{g}$ is the rest mass of electron, $B' = \left[\frac{L_{\text{GRB}}(\varepsilon_B/\varepsilon_e)}{2R^2\Gamma^2 c} \right]^{1/2}$ is the strength of the random magnetic field. The decay time of π^+ is

$$t'_{\pi^+, \text{dec}} = \gamma_{\pi^+} \tau_{\pi^+}, \quad (\text{A6})$$

where $\tau_{\pi^+} = 2.8 \times 10^{-8} \text{s}$ is the decay time of π^+ at rest. γ_{π^+} can be obtained by $t'_{\pi^+, \text{dec}}$ equals to $t'_{\pi^+, \text{syn}}$. Since each lepton produced by π^+ decay equally share 1/4 the parent π^+ energy, the high-energy break of the neutrino spectrum is calculated as

$$\begin{aligned} \varepsilon_{\nu,2} &= \frac{1}{4} \mathcal{D} \gamma_{\pi^+} m_{\pi^+} c^2 \\ &= 1.17 \times 10^8 \text{GeV} L_{\text{GRB},52}^{-\frac{1}{2}} \varepsilon_{e,-1}^{\frac{1}{2}} \\ &\quad \varepsilon_{B,-1}^{-\frac{1}{2}} R_{13} \left(\frac{\Gamma}{300} \right)^2 (1+z)^{-1}. \end{aligned}$$

where $\mathcal{D} \approx 2\Gamma$ is the Doppler factor.

REFERENCES

- Aab, A., Abreu, P., Aglietta, M., et al. 2014, *PhRvD*, 90, 122005, doi: [10.1103/PhysRevD.90.122005](https://doi.org/10.1103/PhysRevD.90.122005)
- Aartsen, M. G., Ackermann, M., Adams, J., et al. 2015, *ApJL*, 805, L5, doi: [10.1088/2041-8205/805/1/L5](https://doi.org/10.1088/2041-8205/805/1/L5)
- Aartsen, M. G., Abraham, K., Ackermann, M., et al. 2016, *ApJ*, 824, 115, doi: [10.3847/0004-637X/824/2/115](https://doi.org/10.3847/0004-637X/824/2/115)
- Aartsen, M. G., Ackermann, M., Adams, J., et al. 2017a, *Journal of Instrumentation*, 12, P03012, doi: [10.1088/1748-0221/12/03/P03012](https://doi.org/10.1088/1748-0221/12/03/P03012)
- . 2017b, *ApJ*, 843, 112, doi: [10.3847/1538-4357/aa7569](https://doi.org/10.3847/1538-4357/aa7569)
- Aartsen, M. G., Abbasi, R., Ackermann, M., et al. 2021, *Journal of Physics G Nuclear Physics*, 48, 060501, doi: [10.1088/1361-6471/abbd48](https://doi.org/10.1088/1361-6471/abbd48)
- Abbasi, R., Abdou, Y., Abu-Zayyad, T., et al. 2010, *ApJ*, 710, 346, doi: [10.1088/0004-637X/710/1/346](https://doi.org/10.1088/0004-637X/710/1/346)
- Abbasi, R., Ackermann, M., Adams, J., et al. 2022, *ApJ*, 939, 116, doi: [10.3847/1538-4357/ac9785](https://doi.org/10.3847/1538-4357/ac9785)
- . 2023a, *ApJL*, 946, L26, doi: [10.3847/2041-8213/acc077](https://doi.org/10.3847/2041-8213/acc077)
- . 2023b, *ApJ*, 953, 160, doi: [10.3847/1538-4357/acdc1b](https://doi.org/10.3847/1538-4357/acdc1b)
- . 2024, *ApJ*, 964, 126, doi: [10.3847/1538-4357/ad220b](https://doi.org/10.3847/1538-4357/ad220b)
- Abdo, A. A., Ackermann, M., Arimoto, M., et al. 2009, *Science*, 323, 1688, doi: [10.1126/science.1169101](https://doi.org/10.1126/science.1169101)
- Adrián-Martínez, S., Ageron, M., Aharonian, F., et al. 2016, *Journal of Physics G Nuclear Physics*, 43, 084001, doi: [10.1088/0954-3899/43/8/084001](https://doi.org/10.1088/0954-3899/43/8/084001)
- Ageron, M., Aguilar, J. A., Al Samarai, I., et al. 2011, *Nuclear Instruments and Methods in Physics Research A*, 656, 11, doi: [10.1016/j.nima.2011.06.103](https://doi.org/10.1016/j.nima.2011.06.103)
- Agostini, M., Böhmer, M., Bosma, J., et al. 2020, *Nature Astronomy*, 4, 913, doi: [10.1038/s41550-020-1182-4](https://doi.org/10.1038/s41550-020-1182-4)
- Ai, S.-K., & Gao, H. 2023, *ApJ*, 944, 115, doi: [10.3847/1538-4357/acb3bf](https://doi.org/10.3847/1538-4357/acb3bf)
- Avrorin, A., Aynutdinov, V., Belolaptikov, I., et al. 2011, *Nuclear Instruments and Methods in Physics Research A*, 639, 30, doi: [10.1016/j.nima.2010.09.137](https://doi.org/10.1016/j.nima.2010.09.137)
- Baerwald, P., Bustamante, M., & Winter, W. 2015, *Astroparticle Physics*, 62, 66, doi: [10.1016/j.astropartphys.2014.07.007](https://doi.org/10.1016/j.astropartphys.2014.07.007)
- Bahcall, J. N., & Mészáros, P. 2000, *PhRvL*, 85, 1362, doi: [10.1103/PhysRevLett.85.1362](https://doi.org/10.1103/PhysRevLett.85.1362)
- Band, D., Matteson, J., Ford, L., et al. 1993, *ApJ*, 413, 281, doi: [10.1086/172995](https://doi.org/10.1086/172995)
- Burns, E., Svinkin, D., Fenimore, E., et al. 2023, *ApJL*, 946, L31, doi: [10.3847/2041-8213/acc39c](https://doi.org/10.3847/2041-8213/acc39c)
- Chang, X.-Z., Lü, H.-J., Yang, X., Chen, J.-M., & Liang, E.-W. 2023, *ApJ*, 943, 146, doi: [10.3847/1538-4357/aca969](https://doi.org/10.3847/1538-4357/aca969)
- Chen, M.-H., Hu, R.-C., & Liang, E.-W. 2023, *MNRAS*, 520, 2806, doi: [10.1093/mnras/stad250](https://doi.org/10.1093/mnras/stad250)
- Dallessi, S., & Fermi GBM Team. 2023, *GRB Coordinates Network*, 33551, 1
- Du, Z., Lü, H., Yuan, Y., Yang, X., & Liang, E. 2024a, *ApJL*, 962, L27, doi: [10.3847/2041-8213/ad22e2](https://doi.org/10.3847/2041-8213/ad22e2)
- Du, Z.-W., Lü, H., Liu, X., & Liang, E. 2024b, *MNRAS*, 529, L67, doi: [10.1093/mnras/sl4d203](https://doi.org/10.1093/mnras/sl4d203)
- Gao, S., Asano, K., & Mészáros, P. 2012, *JCAP*, 2012, 058, doi: [10.1088/1475-7516/2012/11/058](https://doi.org/10.1088/1475-7516/2012/11/058)
- Gao, S., Kashiyama, K., & Mészáros, P. 2013, *ApJL*, 772, L4, doi: [10.1088/2041-8205/772/1/L4](https://doi.org/10.1088/2041-8205/772/1/L4)
- Gompertz, B. P., Ravasio, M. E., Nicholl, M., et al. 2023, *Nature Astronomy*, 7, 67, doi: [10.1038/s41550-022-01819-4](https://doi.org/10.1038/s41550-022-01819-4)

- Guetta, D., Hooper, D., Alvarez-Muñiz, J., Halzen, F., & Reuveni, E. 2004, *Astroparticle Physics*, 20, 429, doi: [10.1016/S0927-6505\(03\)00211-1](https://doi.org/10.1016/S0927-6505(03)00211-1)
- He, H.-N., Liu, R.-Y., Wang, X.-Y., et al. 2012, *ApJ*, 752, 29, doi: [10.1088/0004-637X/752/1/29](https://doi.org/10.1088/0004-637X/752/1/29)
- Hümmer, S., Baerwald, P., & Winter, W. 2012, *PhRvL*, 108, 231101, doi: [10.1103/PhysRevLett.108.231101](https://doi.org/10.1103/PhysRevLett.108.231101)
- IceCube Collaboration. 2023, GRB Coordinates Network, 33430, 1
- Icecube Collaboration, Abbasi, R., Abdou, Y., et al. 2012, *Nature*, 484, 351, doi: [10.1038/nature11068](https://doi.org/10.1038/nature11068)
- IceCube Collaboration, Abbasi, R., Ackermann, M., et al. 2021, arXiv e-prints, arXiv:2101.09836, doi: [10.48550/arXiv.2101.09836](https://doi.org/10.48550/arXiv.2101.09836)
- Kimura, S. S. 2022, arXiv e-prints, arXiv:2202.06480, doi: [10.48550/arXiv.2202.06480](https://doi.org/10.48550/arXiv.2202.06480)
- Kimura, S. S., Murase, K., Mészáros, P., & Kiuchi, K. 2017, *ApJL*, 848, L4, doi: [10.3847/2041-8213/aa8d14](https://doi.org/10.3847/2041-8213/aa8d14)
- Li, Z. 2012, *PhRvD*, 85, 027301, doi: [10.1103/PhysRevD.85.027301](https://doi.org/10.1103/PhysRevD.85.027301)
- Liu, T., Zhang, B., Li, Y., Ma, R.-Y., & Xue, L. 2016, *PhRvD*, 93, 123004, doi: [10.1103/PhysRevD.93.123004](https://doi.org/10.1103/PhysRevD.93.123004)
- Lü, H.-J., Yuan, H.-Y., Yi, T.-F., et al. 2022, *ApJL*, 931, L23, doi: [10.3847/2041-8213/ac6e3a](https://doi.org/10.3847/2041-8213/ac6e3a)
- Matsui, R., Kimura, S. S., & Hamidani, H. 2024, arXiv e-prints, arXiv:2405.07695, doi: [10.48550/arXiv.2405.07695](https://doi.org/10.48550/arXiv.2405.07695)
- Matsui, R., Kimura, S. S., Toma, K., & Murase, K. 2023, *ApJ*, 950, 190, doi: [10.3847/1538-4357/acd004](https://doi.org/10.3847/1538-4357/acd004)
- Milgrom, M., & Usov, V. 1995, *ApJL*, 449, L37, doi: [10.1086/309633](https://doi.org/10.1086/309633)
- Murase, K. 2008, *PhRvD*, 78, 101302, doi: [10.1103/PhysRevD.78.101302](https://doi.org/10.1103/PhysRevD.78.101302)
- Murase, K., Ioka, K., Nagataki, S., & Nakamura, T. 2006, *ApJL*, 651, L5, doi: [10.1086/509323](https://doi.org/10.1086/509323)
- . 2008, *PhRvD*, 78, 023005, doi: [10.1103/PhysRevD.78.023005](https://doi.org/10.1103/PhysRevD.78.023005)
- Murase, K., Kashiyama, K., & Mészáros, P. 2013, *PhRvL*, 111, 131102, doi: [10.1103/PhysRevLett.111.131102](https://doi.org/10.1103/PhysRevLett.111.131102)
- Murase, K., Mukhopadhyay, M., Kheirandish, A., Kimura, S. S., & Fang, K. 2022, *ApJL*, 941, L10, doi: [10.3847/2041-8213/aca3ae](https://doi.org/10.3847/2041-8213/aca3ae)
- Murase, K., & Nagataki, S. 2006a, *PhRvD*, 73, 063002, doi: [10.1103/PhysRevD.73.063002](https://doi.org/10.1103/PhysRevD.73.063002)
- . 2006b, *PhRvL*, 97, 051101, doi: [10.1103/PhysRevLett.97.051101](https://doi.org/10.1103/PhysRevLett.97.051101)
- Pitlik, T., Tamborra, I., & Petropoulou, M. 2021, *JCAP*, 2021, 034, doi: [10.1088/1475-7516/2021/05/034](https://doi.org/10.1088/1475-7516/2021/05/034)
- Qi, Y.-Q., Liu, T., Huang, B.-Q., Wei, Y.-F., & Bu, D.-F. 2022, *ApJ*, 925, 43, doi: [10.3847/1538-4357/ac3757](https://doi.org/10.3847/1538-4357/ac3757)
- Rastinejad, J. C., Gompertz, B. P., Levan, A. J., et al. 2022, *Nature*, 612, 223, doi: [10.1038/s41586-022-05390-w](https://doi.org/10.1038/s41586-022-05390-w)
- Rees, M. J., & Meszaros, P. 1994, *ApJL*, 430, L93, doi: [10.1086/187446](https://doi.org/10.1086/187446)
- Rees, M. J., & Mészáros, P. 2005, *ApJ*, 628, 847, doi: [10.1086/430818](https://doi.org/10.1086/430818)
- Rudolph, A., Petropoulou, M., Bošnjak, Ž., & Winter, W. 2023, *ApJ*, 950, 28, doi: [10.3847/1538-4357/acc861](https://doi.org/10.3847/1538-4357/acc861)
- Ryde, F., Axelsson, M., Zhang, B. B., et al. 2010, *ApJL*, 709, L172, doi: [10.1088/2041-8205/709/2/L172](https://doi.org/10.1088/2041-8205/709/2/L172)
- Song, X.-Y. 2023, *ApJ*, 958, 113, doi: [10.3847/1538-4357/ad02ef](https://doi.org/10.3847/1538-4357/ad02ef)
- Sun, H., Wang, C. W., Yang, J., et al. 2023, arXiv e-prints, arXiv:2307.05689, doi: [10.48550/arXiv.2307.05689](https://doi.org/10.48550/arXiv.2307.05689)
- Troja, E., Fryer, C. L., O'Connor, B., et al. 2022, *Nature*, 612, 228, doi: [10.1038/s41586-022-05327-3](https://doi.org/10.1038/s41586-022-05327-3)
- Vietri, M. 1995, *ApJ*, 453, 883, doi: [10.1086/176448](https://doi.org/10.1086/176448)
- Waxman, E. 1995, *PhRvL*, 75, 386, doi: [10.1103/PhysRevLett.75.386](https://doi.org/10.1103/PhysRevLett.75.386)
- Waxman, E., & Bahcall, J. 1997, *PhRvL*, 78, 2292, doi: [10.1103/PhysRevLett.78.2292](https://doi.org/10.1103/PhysRevLett.78.2292)
- Williams, M. A., Kennea, J. A., Dichiaro, S., et al. 2023, *ApJL*, 946, L24, doi: [10.3847/2041-8213/acbcd1](https://doi.org/10.3847/2041-8213/acbcd1)
- Yang, J., Ai, S., Zhang, B.-B., et al. 2022, *Nature*, 612, 232, doi: [10.1038/s41586-022-05403-8](https://doi.org/10.1038/s41586-022-05403-8)
- Ye, Z. P., Hu, F., Tian, W., et al. 2023, *Nature Astronomy*, 7, 1497, doi: [10.1038/s41550-023-02087-6](https://doi.org/10.1038/s41550-023-02087-6)
- Yi, S. X., Wang, C. W., Zhang, B., et al. 2023, arXiv e-prints, arXiv:2310.07205, doi: [10.48550/arXiv.2310.07205](https://doi.org/10.48550/arXiv.2310.07205)
- Zhang, B. 2018, *The Physics of Gamma-Ray Bursts*, doi: [10.1017/9781139226530](https://doi.org/10.1017/9781139226530)
- Zhang, B., & Kumar, P. 2013, *PhRvL*, 110, 121101, doi: [10.1103/PhysRevLett.110.121101](https://doi.org/10.1103/PhysRevLett.110.121101)
- Zhang, B., & Pe'er, A. 2009, *ApJL*, 700, L65, doi: [10.1088/0004-637X/700/2/L65](https://doi.org/10.1088/0004-637X/700/2/L65)
- Zhang, B., & Yan, H. 2011, *ApJ*, 726, 90, doi: [10.1088/0004-637X/726/2/90](https://doi.org/10.1088/0004-637X/726/2/90)
- Zhang, B., & Zhang, B. 2014, *ApJ*, 782, 92, doi: [10.1088/0004-637X/782/2/92](https://doi.org/10.1088/0004-637X/782/2/92)

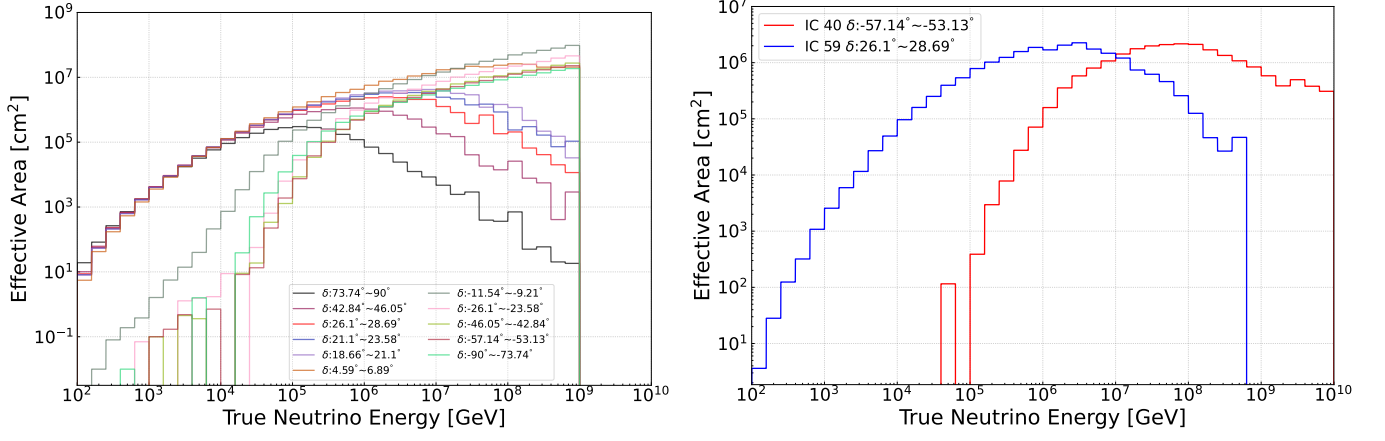


Figure 1. Left: The IC86II effective area as a function of neutrino energy with different declinations for IceCube. Right: The effective area of other periods used (e.g., IC40 and IC 59) in this paper are taken from (IceCube Collaboration et al. 2021)

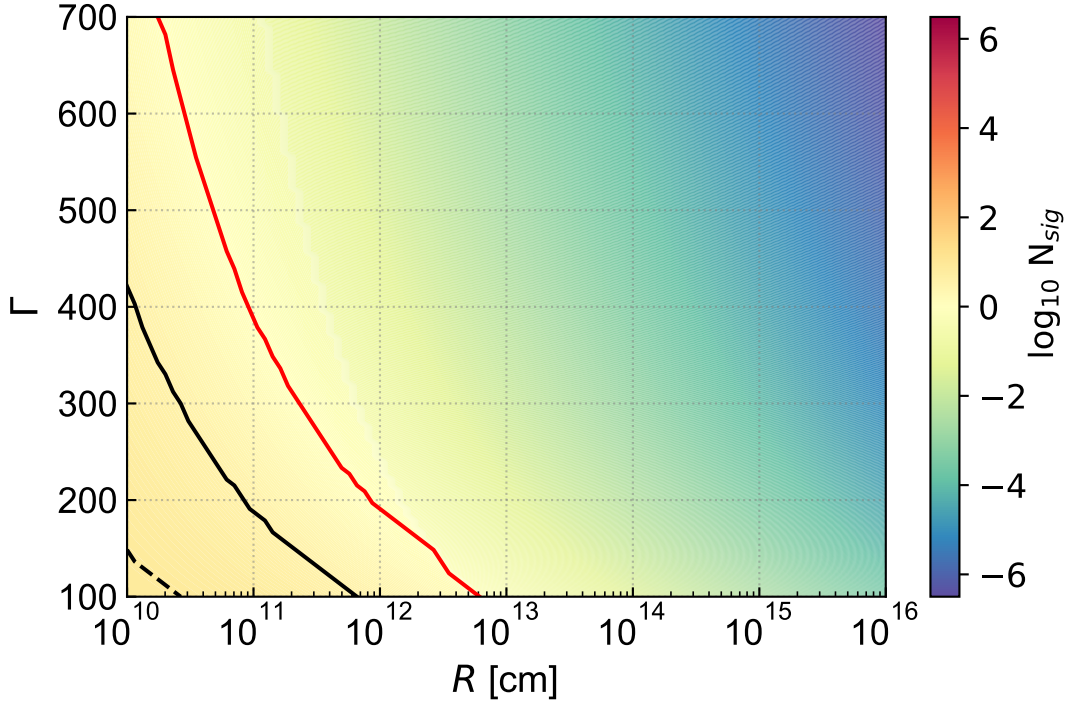


Figure 2. Model-independent constraint on the $R - \Gamma$ diagram for GRB 211211A. The lines represent $N_{sig} = 1$ with different GRB parameters, e.g., the solid red line ($\varepsilon_p/\varepsilon_e = 10$ and $f_p = 1$); the solid black line ($\varepsilon_p/\varepsilon_e = 3$ and $f_p = 1$); the dotted black line ($\varepsilon_p/\varepsilon_e = 3$ and $f_p = 0.5$).

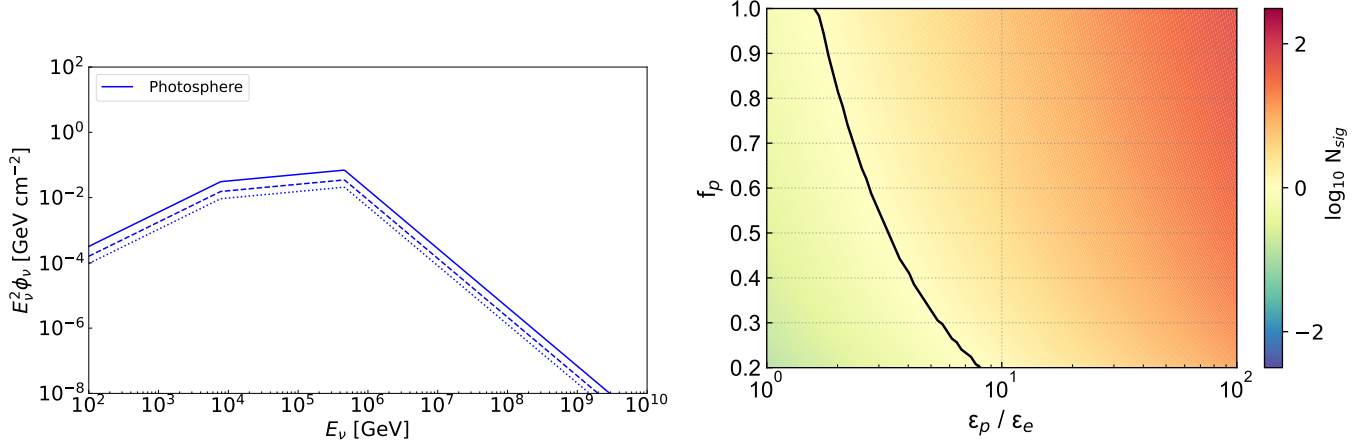


Figure 3. Left: The predicted neutrino spectra of GRB 211211A for dissipative photosphere model with $R_{\text{ph}} = 10^{10}$ cm, $\Gamma = 200$, and $\epsilon_p/\epsilon_e = 3$. Three lines are corresponding to different values of f_p , e.g., solid line ($f_p = 1.0$), dashed line ($f_p = 0.5$), and dotted line ($f_p = 0.3$). Right: Constraint on ϵ_p/ϵ_e of GRB 211211A within dissipative photosphere model for $R_{\text{ph}} = 10^{10}$ cm and $\Gamma = 200$.

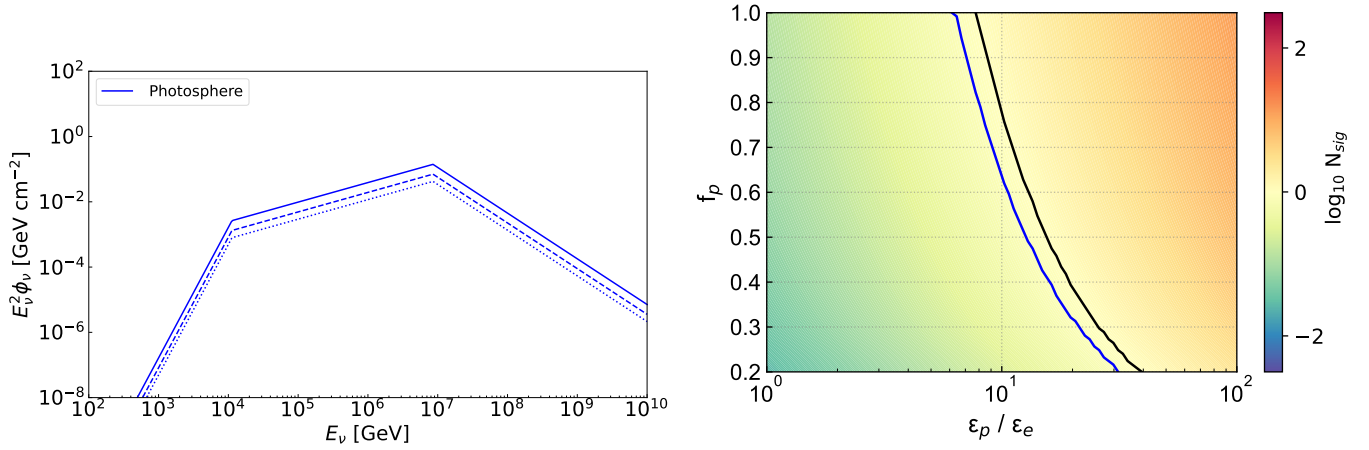


Figure 4. Left: The predicted neutrino spectra of GRB 090902B for dissipative photosphere model with $R_{\text{ph}} = 1.1 \times 10^{12}$ cm, $\Gamma = 580$, and $\epsilon_p/\epsilon_e = 3$. Three lines are corresponding to different values of f_p , e.g., solid line ($f_p = 1.0$), dashed line ($f_p = 0.5$), and dotted line ($f_p = 0.3$). Right: Constraint on ϵ_p/ϵ_e of GRB 090902B within dissipative photosphere model for $R_{\text{ph}} = 1.1 \times 10^{12}$ cm and $\Gamma = 580$. The solid black and blue lines are $N_{\text{sig}} = 1$ at $\delta \approx 27.9^\circ$ by adopting effective area of IC59 and IC86II, respectively.

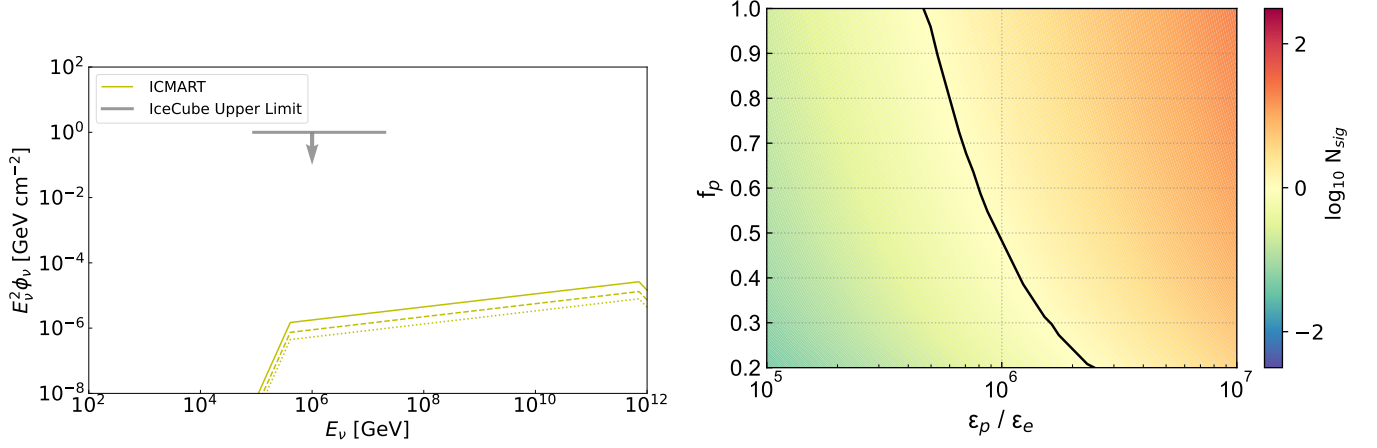


Figure 5. Left: The predicted neutrino spectra of GRB 230307A for ICMART model with $R_{\text{ICMART}} = 10^{16}$ cm, $\Gamma = 300$, and $\epsilon_p/\epsilon_e = 3$. Three lines are corresponding to different values of f_p , e.g., solid line ($f_p = 1.0$), dashed line ($f_p = 0.5$), and dotted line ($f_p = 0.3$). The grey line with arrows is the upper limit of time-integrated muon-neutrino flux for IceCube (IceCube Collaboration 2023). Right: Constraint on ϵ_p/ϵ_e of GRB 230307A for ICMART model with $R_{\text{ICMART}} = 10^{16}$ cm and $\Gamma = 300$.

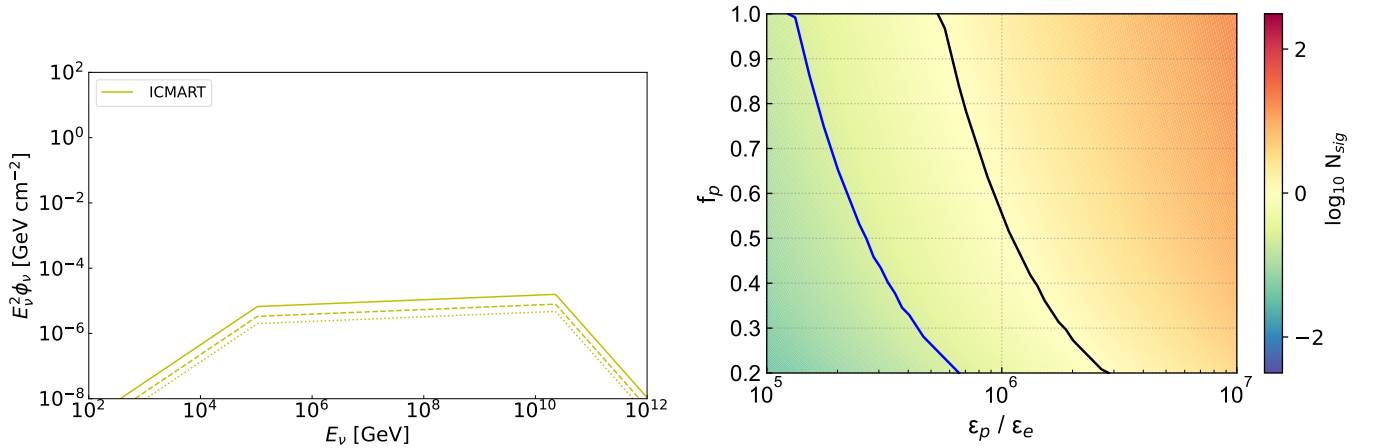


Figure 6. Left: The predicted neutrino spectra of GRB 080916C for ICMART model with $R_{\text{ICMART}} = 10^{16}$ cm, $\Gamma = 500$, and $\epsilon_p/\epsilon_e = 3$. Three lines are corresponding to different values of f_p , e.g., solid line ($f_p = 1.0$), dashed line ($f_p = 0.5$), and dotted line ($f_p = 0.3$). Right: Constraint on ϵ_p/ϵ_e of GRB 080916C for ICMART model with $R_{\text{ICMART}} = 10^{16}$ cm and $\Gamma = 500$. The solid black and blue lines are $N_{\text{sig}} = 1$ at $\delta \approx -56.6^\circ$ by adopting effective area of IC40 and IC86II, respectively.

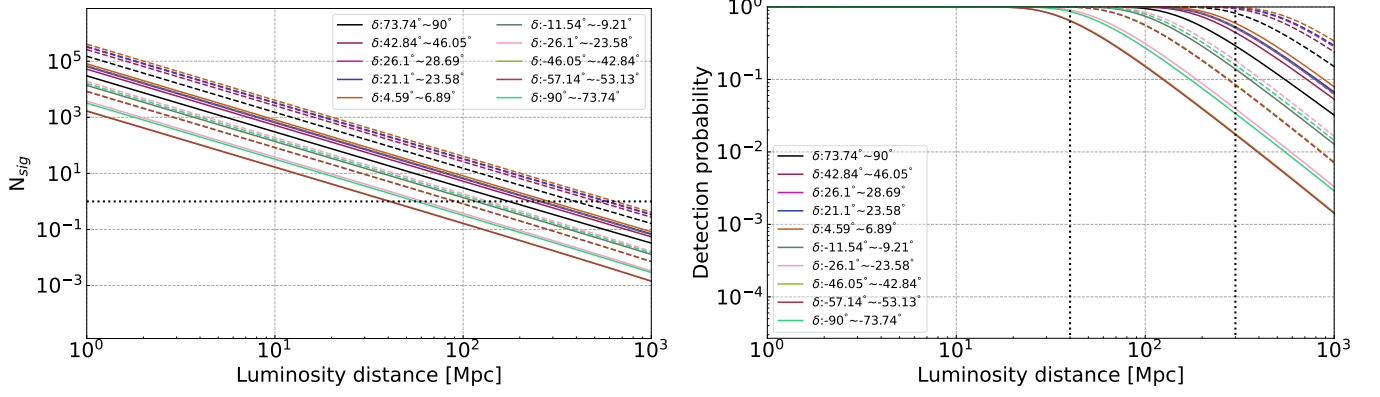


Figure 7. Left: The expected number of neutrino signal events for GRB 211211A-like events as a function of luminosity distance. The horizontal dotted line is $N_{\text{sig}} = 1$. Right: The probability of detected more than one neutrino associated with GRB 211211A-like event as a function of luminosity distance. The vertical dotted lines are $d_L = 40$ Mpc and $d_L = 300$ Mpc. The solid and dashed lines are corresponding to adopt the effective area of IceCube and IceCube-Gen2 for different declinations, respectively. $f_p = 0.3$ and $\varepsilon_p/\varepsilon_e = 3$ are adopted.

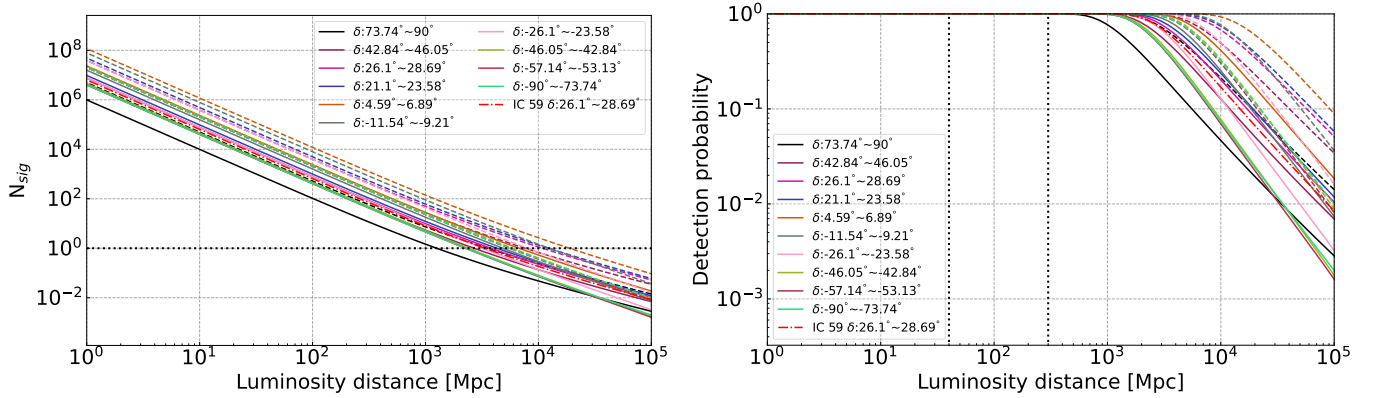


Figure 8. Similar to Figure 7, but for GRB 090902B-like events.

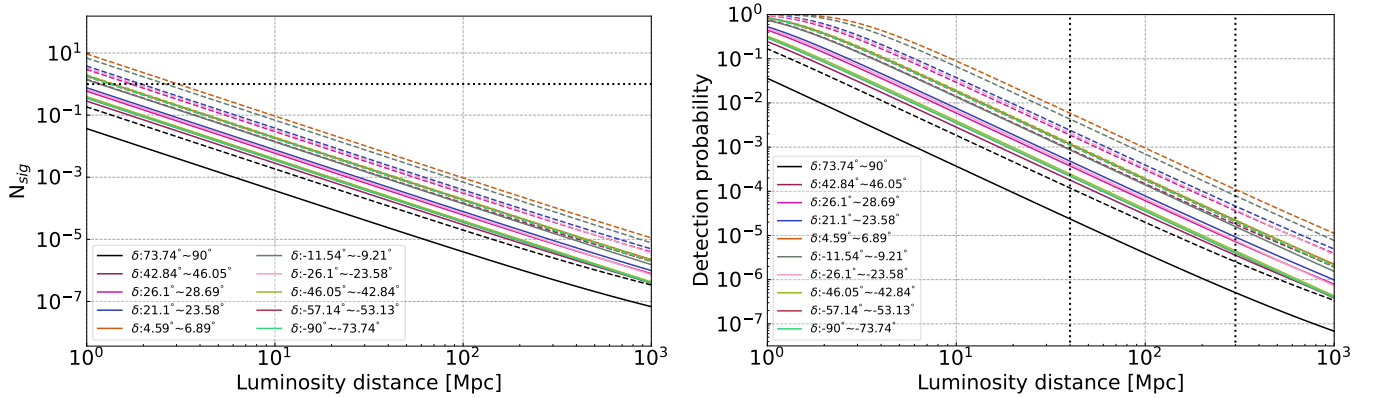


Figure 9. Similar to Figure 7, but for GRB 230307A-like events with $f_p = 0.7$ and $\varepsilon_p/\varepsilon_e = 3$.

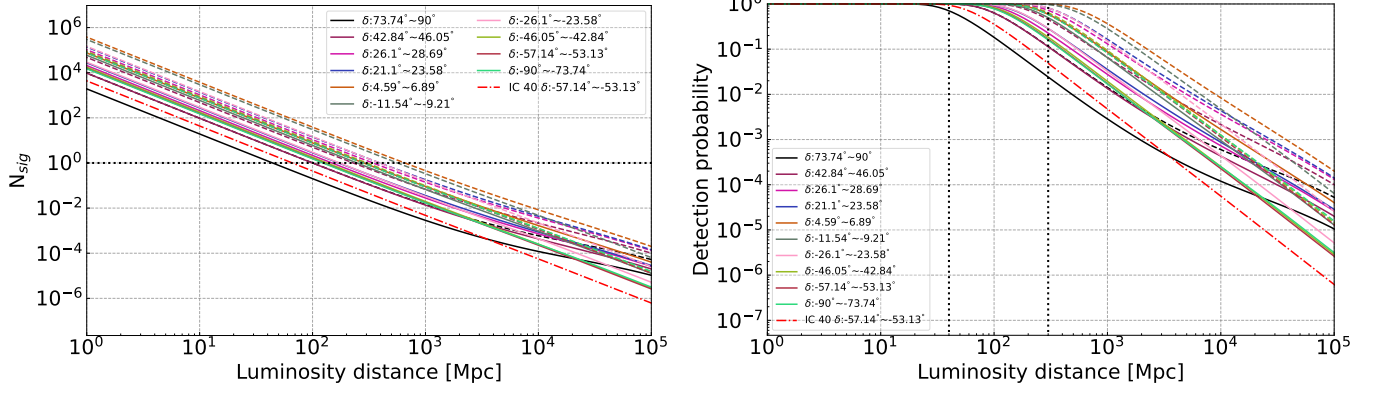


Figure 10. Similar to Figure 9, but for GRB 080916C-like events.