

MMAD: THE FIRST-EVER COMPREHENSIVE BENCHMARK FOR MULTIMODAL LARGE LANGUAGE MODELS IN INDUSTRIAL ANOMALY DETECTION

Xi Jiang¹ Jian Li² Hanqiu Deng³ Yong Liu² Bin-Bin Gao² Yifeng Zhou²
Jialin Li² Chengjie Wang^{2,4} Feng Zheng^{1*}

¹Southern University of Science and Technology ²Tencent YouTu Lab

³University of Alberta ⁴Shanghai Jiao Tong University

jiangx2020@mail.sustech.edu.cn, hanqiul@ualberta.ca,
{swordli, choasliu, danylgao, joezheng, jarenli, jasoncjwang}
@tencent.com, f.zheng@ieee.org

ABSTRACT

In the field of industrial inspection, Multimodal Large Language Models (MLLMs) have a high potential to renew the paradigms in practical applications due to their robust language capabilities and generalization abilities. However, despite their impressive problem-solving skills in many domains, MLLMs' ability in industrial anomaly detection has not been systematically studied. To bridge this gap, we present **MMAD**, the first-ever full-spectrum MLLMs benchmark in industrial Anomaly Detection. We defined seven key subtasks of MLLMs in industrial inspection and designed a novel pipeline to generate the MMAD dataset with 39,672 questions for 8,366 industrial images. With MMAD, we have conducted a comprehensive, quantitative evaluation of various state-of-the-art MLLMs. The commercial models performed the best, with the average accuracy of GPT-4o models reaching 74.9%. However, this result falls far short of industrial requirements. Our analysis reveals that current MLLMs still have significant room for improvement in answering questions related to industrial anomalies and defects. We further explore two training-free performance enhancement strategies to help models improve in industrial scenarios, highlighting their promising potential for future research. The code and data are available at <https://github.com/jam-cc/MMAD>.

1 INTRODUCTION

Automatic vision inspection is a crucial challenge in realizing an unmanned factory (Benbarrad et al., 2021). Traditional AI research for automatic vision inspection, represented by industrial anomaly detection (IAD) (Jiang et al., 2022b; Ren et al., 2022), typically relies on discriminative models within the conventional deep learning paradigm. These models can only perform trained detection tasks and cannot provide detailed reports like quality inspection workers. Additionally, when production lines or requirements change, traditional methods necessitate retraining or redevelopment. The development of MLLMs (Jin et al., 2024) has the potential to alter this situation. These generative models can flexibly produce the required textual output based on input language and visual prompts, allowing us to guide the model using language similar to instructing humans.

Nowadays, multimodal large language models, represented by GPT-4 (Achiam et al., 2023), can already finish many human jobs, especially high-paying intellectual jobs like programmers, writers, and data analysts (Eloundou et al., 2023). In comparison, the work of quality inspectors is simple, typically not requiring a high level of education but relying heavily on work experience. Therefore, we are greatly interested in the question:

How well are current MLLMs performing as industrial quality inspectors?

*Correspondence to Feng Zheng (f.zheng@ieee.org)

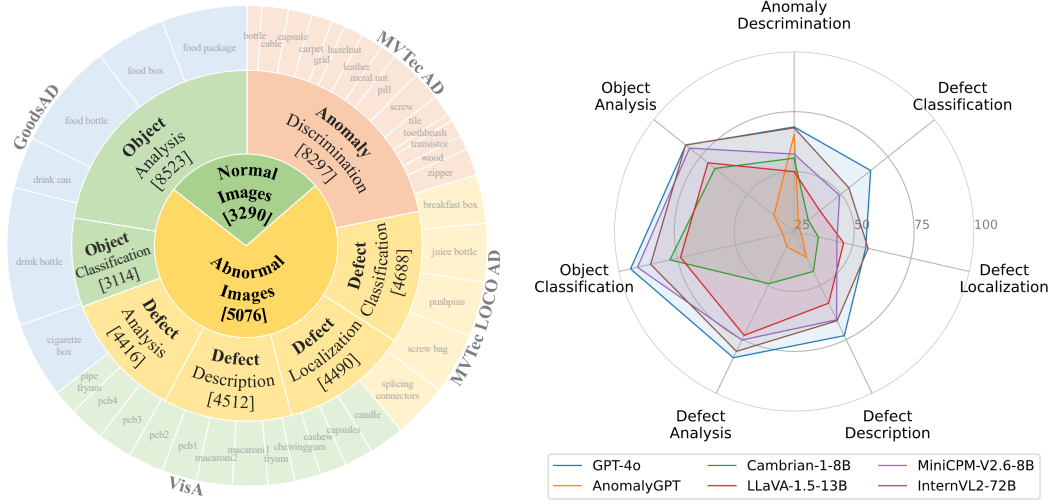


Figure 1: Left: Innermost layer: image components, middle layer: subtasks composition, outermost layer: object categories. MMAD covers 7 key subtasks and 38 representative categories of IAD. Right: Results of 6 representative MLLMs. The left-skewness indicates that models perform well on object-related questions but poorly on questions related to defects.

Recent studies have attempted to explore this issue. Through instruction following mechanism (Dai et al., 2023; Liu et al., 2024b), some reports (Zhang et al., 2023a; Cao et al., 2023; Xu et al., 2024) evaluate IAD examples with MLLMs, demonstrating the advantages of MLLMs in generalization and flexibility. Unfortunately, they only tested a few qualitative examples, with no quantitative results. Other studies, such as AnomalyGPT (Gu et al., 2024) and Myriad (Li et al., 2023), specifically trained MLLMs to understand the outputs of traditional IAD models. However, they use the traditional evaluation, which measures the ability of expert models rather than MLLMs. The lack of unified test data and output format also led to an unfair comparison with other general models. So, a comprehensive benchmark to compare the quantitative results of MLLMs in IAD tasks is necessary.

We are committed to introducing the first-ever benchmark for MLLMs in IAD tasks. Current MLLMs are challenging to evaluate directly on IAD tasks because existing publicly available datasets only contain visual perception annotations and category labels, lacking rich semantic annotations. To address this issue, we designed a comprehensive pipeline. First, we utilized GPT-4V to generate rich semantic annotations with visual annotations and language interaction. Based on the semantic annotations, we generated questions and options for testing, which were manually reviewed to ensure their reasonableness and accuracy. Ultimately, we collected 8,366 samples from 38 classes of industrial products across 4 public datasets, generating a total of 39,672 multiple-choice questions in 7 key subtasks, as illustrated in the left panel of Figure 1. Our benchmark encompasses representative image data and language-based evaluation methods, providing a fair and reasonable assessment of MLLMs’ performance in IAD. Figure 2 provides some examples.

With MMAD, we have conducted a comprehensive, quantitative evaluation of various state-of-the-art (SOTA) MLLMs, including the GPT-4 series and Gemini 1.5 series (Reid et al., 2024), as well as open-source image models like InternVL2 (Chen et al., 2023) and LLaVA-NeXT (Liu et al., 2024a), and industry anomaly detection models like AnomalyGPT (Gu et al., 2024). As shown in the right panel of Figure 1, our experiments demonstrate that GPT-4o is the best-performing model, reaching 74.9%, but as the scale of models increases, some open-source models are gradually approaching the capabilities of these commercial models. However, industrial scenarios often demand high accuracy, and the current accuracy levels are far from meeting practical standards. Additionally, both open-source and proprietary models perform significantly worse when answering questions related to anomalies and defects compared to questions about objects, which reveals an important capability weakness of MLLMs. Notably, the model specifically designed for IAD, AnomalyGPT (Gu et al., 2024), performed the worst overall, as it could only handle anomaly discrimination tasks it was trained on and failed to respond adequately to questions in other subtasks. This indicates that

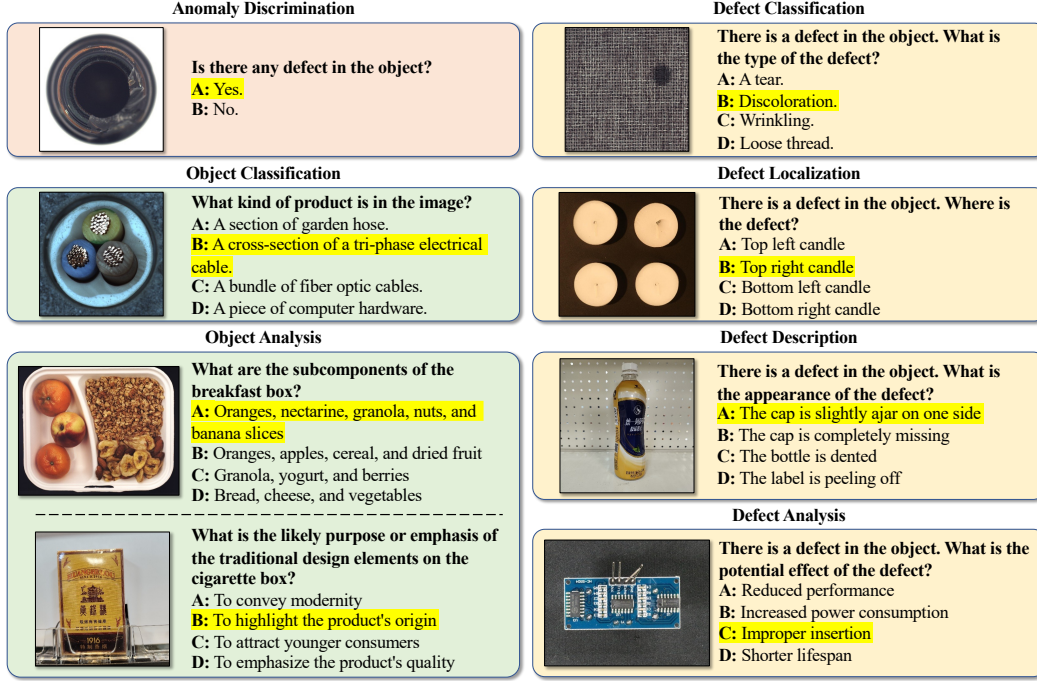


Figure 2: Examples of 7 subtasks of MMAD. Each question is presented in a multiple-choice format and includes several distractor options. We present different categories of objects in various examples to demonstrate the diversity.

enhancing MLLMs’ capabilities in IAD through training requires larger-scale industrial data and the provision of more comprehensive industrial knowledge.

Beyond standard testing, we also conducted experiments on different settings and scaling laws, which aid in further comparative studies. Given the current shortcomings of MLLMs in addressing anomalies and defects, we explored two performance boost schemes that do not require additional training: Retrieval-Augmented Generation (RAG) and expert agent, the previous one through text augmentation and the other through visual augmentation. These methods can improve MLLMs’ performance in IAD to some extent, but they are still limited by the fundamental capabilities of the models. Overall, current MLLMs are not yet capable of effectively performing the duties of a quality inspector. They require further supplementation with IAD knowledge and enhanced capabilities for fine-grained understanding and cross-comparison of multiple images.

The contributions of this paper are summarized as follows:

- To the best of our knowledge, our proposed MMAD is the first evaluation benchmark for MLLMs in the task of IAD. This benchmark fills the gap in the application of MLLMs in the industrial domain and sets new challenges for their capabilities.
- We introduce a novel pipeline for generating semantic annotations for visual anomaly detection data, addressing the issue that MLLMs cannot be directly evaluated on IAD datasets.
- We comprehensively evaluate the performance of representative MLLMs on MMAD, highlight the weaknesses of current MLLMs in fine-grained industrial knowledge and multi-image understanding, and provide two general boost schemes.

Table 1: Statistics on the composition and quantity of MMAD data.

Image Source	Specialty	Sampled Images	Generated Questions	Object Categories	Defect Categories
MVTec AD (Bergmann et al., 2019)	A variety of objects and textures	1691	8338	15	73
MVTec LOCO AD (Bergmann et al., 2022)	Including both structural and logical anomalies	1566	7624	5	89
VisA (Zou et al., 2022)	Containing multiple instances and complex structure	2141	10622	12	67
GoodsAD (Zhang et al., 2024a)	Multiple goods in each category	2968	13088	6	15
SUM	-	8366	39672	38	244

2 RELATED WORK

2.1 MULTIMODAL BENCHMARKS

In recent years, substantial efforts on benchmarks have been dedicated to exploring MLLMs (Li & Lu, 2024) from various perspectives. However, the capabilities assessed by these benchmarks differ significantly from those required for IAD. Firstly, most MLLM benchmarks primarily focus on single-image input scenarios, such as MME (Fu et al., 2023), MMBench (Liu et al., 2023b), and MMVP (Tong et al., 2024b). In contrast, industrial quality inspection necessitates the ability to process multiple images, as industrial knowledge is highly specialized and often requires additional images for product recognition. Secondly, most benchmarks emphasize the general capabilities of MLLMs rather than the specific needs of particular domains. For instance, TextVQA (Singh et al., 2019) focuses on text recognition in images, MATH-Vision (Wang et al., 2024a) evaluates mathematical reasoning in visual contexts, and Video-MME (Fu et al., 2024) emphasizes video understanding. Most importantly, these benchmarks do not address the industrial domain. For example, MMMU (Yue et al., 2024) covers lots of fields, such as Art, Business, Science, Social Science, and Engineering, but not industry. Seed-Bench (Li et al., 2024a) and CompBench (Kil et al., 2024) test multi-image comparison capabilities but do not use industrial images. In contrast, the medical field, which has tasks and data formats similar to the industrial domain, already has numerous benchmarks for MLLMs, including Asclepius (Wang et al., 2024b), GMAI-MMBench (Chen et al., 2024) and PMC-VQA (Zhang et al., 2023b). Therefore, proposing the first dedicated MLLMs benchmark for the industrial domain would fill a significant gap.

2.2 INDUSTRIAL ANOMALY DETECTION

Traditional IAD research primarily aims to address a significant issue in industrial visual inspection: discriminating and localizing defects without samples of defects. Consequently, traditional IAD methods typically involve training on a large number of normal samples and then using outlier detection techniques to identify anomalies in test samples. Common approaches include memory bank-based methods (Roth et al., 2022; Jiang et al., 2022a), reconstruction-based methods (Deng & Li, 2022; Jiang et al., 2024a), and methods based on training with synthetic anomalies (Zavrtanik et al., 2021). Recent research has begun to focus on the generalization capability of IAD. Leveraging vision-language models such as CLIP, some few-shot, and even zero-shot models have emerged, such as AnomalyCLIP (Zhou et al., 2023) and InCTRL (Zhu & Pang, 2024). However, these discriminative models heavily rely on predefined anomaly concepts in the CLIP model, limiting their ability to generalize to new scenarios. For instance, models trained on structural anomalies struggle to detect logical anomalies (Bergmann et al., 2022). The emergence of MLLMs may help address this challenge, as they can understand complex textual inputs and provide diverse responses in conjunction with visual components.

Some studies have already demonstrated the advantages of open input-output formats of MLLMs in IAD. For example, LogiCode (Zhang et al., 2024b) uses MLLMs for logical reasoning and automatically generates code to address different types of logical anomalies. Xu et al. (2024) proposes that designing visual and language prompts can directly enhance the performance of MLLMs in IAD tasks. Additionally, some research has begun to train MLLMs directly on IAD datasets, such as AnomalyGPT (Gu et al., 2024), Myriad (Li et al., 2023), and FabGPT (Jiang et al., 2024b). However, these three models heavily depend on the capabilities of expert models and cannot freely

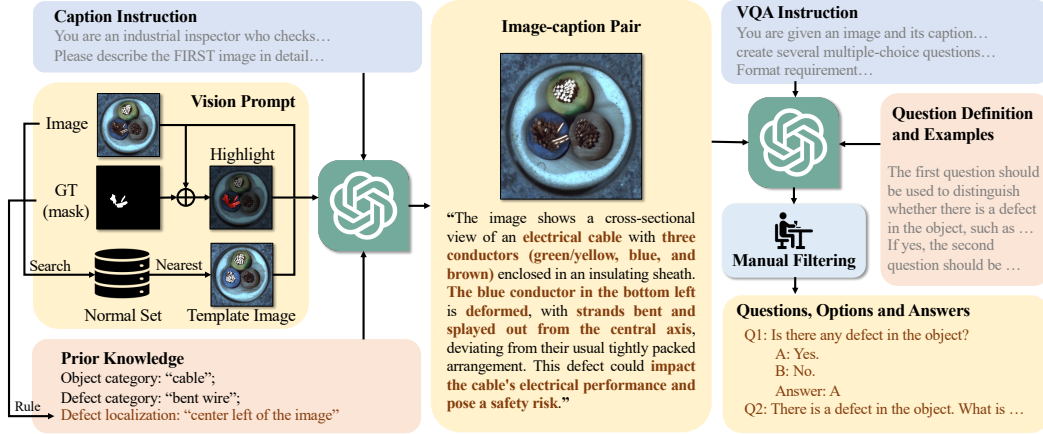


Figure 3: The VQA data generation pipeline for IAD. We utilize images from the open-source IAD dataset and leverage GPT-4V to automate the generation of question-answer texts. Initially, the model is prompted to provide detailed captions for IAD images by summarizing visual cues and textual prior knowledge. Based on these image-caption pairs, the model then generates questions across different subtasks according to predefined question definitions and examples, simultaneously creating multiple-choice questions with several distractor options. Finally, manual verification is conducted to filter out low-quality VQA pairs, resulting in high-quality VQA data for the IAD.

extend their capabilities by changing inputs. Moreover, we have found that due to the small amount of IAD data, MLLMs like AnomalyGPT are highly prone to overfitting. In conclusion, current IAD methods rarely meet our paradigm, so we focus our evaluation on general MLLMs.

3 THE MMAD DATASET

3.1 DATA COLLECTIONS

An excellent industrial quality inspector should be able to adapt to the inspection tasks of different products, as the skills involved in visual inspection are similar. Therefore, our designed benchmark needs to cover multiple scenarios of IAD. We achieved data diversity by collecting and sampling from four different IAD datasets with distinct focuses, resulting in over 38 product categories and 244 defect types, as detailed in Table 1. Among these, MVTec AD (Bergmann et al., 2019) is one of the most prominent datasets for IAD, encompassing multiple categories of objects and textures, where we use finer annotations from Defect Spectrum (Yang et al., 2023). MVTec LOCO AD (Bergmann et al., 2022) focuses on logical anomalies, thereby testing the model’s understanding of logical-level anomalies. The VisA (Zou et al., 2022) dataset includes multiple instances and complex examples, reflecting more intricate IAD scenarios. The GoodsAD (Zhang et al., 2024a) dataset primarily consists of industrial goods, and due to the varying appearances of finished products from different brands, it significantly expands the number of object categories.

3.2 QUESTION DEFINITION

To evaluate whether MLLMs can fulfill the role of an industrial quality inspector, it is necessary to test a wide range of capabilities. On the production line, a quality inspector must not only identify defective samples but also classify and grade defects, analyze causes, and diagnose faults. Therefore, in addition to basic anomaly detection, we have designed four anomaly-related subtasks and two object-related subtasks, as detailed below:

- **Anomaly Discrimination/Detection:** Asking whether a sample has defects. These questions are binary classification problems that test the ability to judge anomalies in samples.

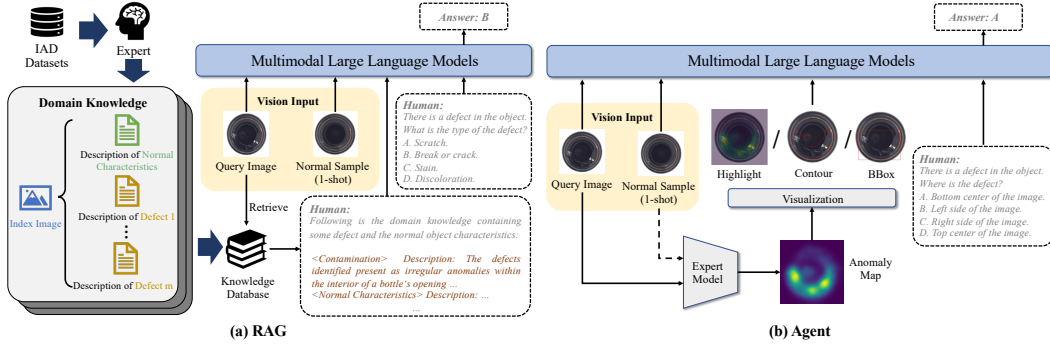


Figure 4: Illustration of two proposed boost methods of MLLMs in MMAD.

- **Defect Classification:** Asking about the type of defect. It verifies the model’s basis for anomaly discrimination while also testing its understanding of industrial defect categories.
- **Defect Localization:** The model needs to specify the exact location of the defect, further verifying the model’s basis for anomaly detection. Since most MLLMs cannot directly output masks, we standardize the testing by using textual descriptions to indicate the location.
- **Defect Description:** Describing the appearance characteristics of the defect. It simulates the steps of collecting information on the size, color, and other attributes of defects in actual production. This information can be used to determine the defect’s grade according to production standards and to infer whether the defect is related to equipment malfunction.
- **Defect Analysis:** This involves analyzing the potential impact of the defect on the product, which is used to further determine the defect’s severity level.
- **Object Classification:** Categorization of industrial products. An understanding of industrial products aids in recognizing normal characteristics and identifying potential anomalies.
- **Object Analysis:** This involves questioning the composition, position, appearance, and function of the object, aiming to assess the detailed understanding of the specific product.

Some examples are shown in the Figure 2. To better evaluate the outputs of MLLMs, we use multiple-choice questions, a method proven effective in previous research (Li et al., 2024a; Liu et al., 2023b). To avoid biases inherent in language models, we randomize the options in our questions and use text matching to select the closest option when the model cannot correctly follow instructions and output the answer’s letter.

3.3 DATA GENERATION

Due to the lack of semantic annotation in open-source IAD datasets, the currently collected data cannot be directly used to evaluate MLLMs. Therefore, we designed a novel pipeline to generate evaluation questions for each IAD image. As shown in Figure 3, our process leverages the text generation capabilities of GPT-4V (Achiam et al., 2023), combined with rule-based program outputs, language prompts, and human filtering to ensure the reliability of the generated content. First, we generate rich textual descriptions for each image. Since GPT-4V is primarily trained on natural scenes and may struggle with industrial quality inspection, we provide additional visual and textual prompts. In the visual prompts, we highlight the ground truth mask in red on the original image to make the model aware of the defects. Additionally, we retrieve the most similar normal image to serve as a comparison template, using a similarity metric combining the SSIM score (Wang et al., 2004) and the Bhattacharyya distance (Bhattacharyya, 1943) of color histograms. The language prompts include object and defect category labels and textual descriptions of defect positions within the image, utilizing the nine-grid division proposed by Gu et al. (2024). To ensure diversity, we designed instructions for caption generation with variations in the prior knowledge provided, preventing the captions from merely copying the supplied text. Once we have the captions for each image, we generate questions, options, and answers based on predefined subtasks. Unlike natural images, each IAD image corresponds to multiple questions, which are generated simultaneously and

Table 2: Performance comparison of both proprietary and open-source MLLMs in MMAD with the standard 1-shot setting. Anomaly Discrimination uses the average accuracy of normal and abnormal categories. (*For the methods not supporting multi-image input, the 0-shot result is reported.)

Model	Scale	Anomaly	Defect				Object		Average
		Discrimination	Classification	Localization	Description	Analysis	Classification	Analysis	
Random Chance	-	50.00	25.00	25.00	25.00	25.00	25.00	25.00	28.57
Gemini-1.5-flash	-	58.58	54.70	49.10	66.53	82.24	91.47	79.71	68.90
Gemini-1.5-pro	-	68.63	60.12	58.56	70.38	82.46	89.20	82.25	73.09
GPT-4o-mini	-	64.33	48.58	38.75	63.68	80.40	88.56	79.74	66.29
GPT-4o	-	68.63	65.80	55.62	73.21	83.41	94.98	82.80	74.92
AnomalyGPT	7B	65.57	27.49	27.97	36.86	32.11	29.84	35.82	36.52
Qwen-VL-Chat	7B	53.65	31.33	28.62	41.66	63.99	74.46	67.94	51.66
LLaVA-1.5	7B	51.33	37.04	36.62	50.60	69.79	68.29	69.53	54.74
LLaVA-1.5	13B	49.96	38.78	46.17	58.17	73.09	73.62	70.98	58.68
Cambrian-1*	8B	55.60	32.53	35.39	43.46	49.14	78.15	67.22	51.64
SPHINX*	7B	53.13	33.93	52.27	50.96	71.23	85.07	73.10	59.96
LLaVA-NEXT-Interleave	7B	57.64	33.79	47.72	51.84	67.93	81.39	74.91	59.32
InternLM-XComposer2-VL	7B	55.85	41.80	48.27	57.52	76.60	74.34	77.75	61.73
LLaVA-OnVision	7B	51.77	46.13	41.85	62.19	69.73	90.31	80.93	63.27
LLaVA-NeXT	34B	57.92	48.79	52.87	71.34	80.28	81.12	77.80	67.16
MiniCPM-V2.6	8B	57.31	49.22	43.28	65.86	75.24	92.02	80.80	66.25
InternVL2	8B	59.97	43.85	47.91	57.60	78.10	74.18	80.37	63.14
InternVL2	76B	68.25	54.22	56.66	66.30	80.47	86.40	82.92	70.75

then filtered through manual verification. This verification process involved 26 individuals and took over 200 working hours.

3.4 BOOST METHODS

Retrieval-Augmented Generation (RAG). RAG is a method that combines information retrieval and generation to enhance the performance of language models, particularly for tasks requiring external knowledge (Zhao et al., 2024). Knowledge related to IAD is often specialized and rarely encountered during the training of Multimodal Language Models (MLLMs). Therefore, we propose a RAG method tailored for IAD, as illustrated in Figure 4(a). Experts, with the assistance of large language models, first summarize the existing IAD datasets. For each category, they summarize the characteristics of normal samples and the features of each possible anomaly. The domain knowledge summarized from all datasets forms a retrieval database. During testing, the query image is used to retrieve the relevant category knowledge, which is then incorporated into the text prompts.

Expert Agent. Autonomous agent is an independent module within a large model, responsible for specific functions (Xi et al., 2023). In the evaluation of MMAD, exploring whether expert models can enhance MLLMs is an intriguing topic. We designed a simple method to investigate its feasibility. As shown in Figure 4(b), we treat the IAD model as a visual expert model. Since the output anomaly map is difficult to understand by MLLMs, we visualize it and then input it into the MLLMs. We use SOTA models in IAD, such as AnomalyCLIP and PatchCore, as experts and test the differences among 3 visualization methods. Additionally, we applied a special expert, ground truth, which directly uses the mask as the output of the expert model to verify the upper limit.

4 EXPERIMENTS

4.1 EVALUATION SETTINGS

We organize multiple settings for MLLMs, split by the quantity and categories of prompt samples. Such approaches have enabled our constructed benchmark to consider an array of application scenarios and to thoroughly examine the capacities of MLLMs. We default to a 1-shot setting, where, in addition to the query image, we randomly provide a normal image from the dataset and inform the model that it can use this image as a reference. This approach aims to help the model understand the normal state of objects, which is essential for anomaly detection. We also include 0-shot and few-shot settings for further comparison. Randomly providing normal images may lead to misunderstandings in some object categories; for instance, in GoodsAD, the same object category may have multiple brands, each with different normal states. Therefore, we introduce a 1-shot⁺ setting,

Table 3: Performance comparison with and without template images. (1-shot⁺ indicates using a retrieved image as the template to provide more helpful visual information.)

Model	Scale	Setting	Anomaly	Defect				Average
			Discrimination	Classification	Localization	Description	Analysis	
Gemini-1.5-flash	-	0-shot	58.43	49.93	53.11	63.07	82.83	68.58
		1-shot ⁺	62.22 (+3.79)	52.29 (+2.37)	50.99 (-2.12)	65.52 (+2.45)	83.41 (+0.59)	69.59 (+1.01)
LLaVA-1.5	7B	0-shot	50.79	36.94	35.94	50.86	70.45	54.91
		1-shot ⁺	50.99 (+0.21)	37.14 (+0.20)	35.63 (-0.31)	50.75 (-0.11)	70.01 (-0.44)	54.66 (-0.25)
LLaVA-1.5	13B	0-shot	49.98	38.77	48.64	57.65	72.47	58.58
		1-shot ⁺	49.97 (-0.01)	39.44 (+0.67)	45.22 (-3.42)	58.64 (+0.99)	73.28 (+0.81)	58.55 (-0.02)
LLaVA-NeXT	34B	0-shot	60.25	51.57	55.49	71.62	80.43	68.45
		1-shot ⁺	56.80 (-3.45)	48.87 (-2.70)	52.80 (-2.69)	70.82 (-0.79)	80.00 (-0.43)	67.16 (-1.28)
LLaVA-NEXT-Interleave	7B	0-shot	58.39	36.98	48.98	51.51	66.64	60.04
		1-shot ⁺	57.71 (-0.68)	35.87 (-1.11)	48.11 (-0.86)	52.40 (+0.89)	67.88 (+1.24)	59.82 (-0.22)
InternLM-XComposer2-VL	7B	0-shot	58.33	43.10	54.56	57.84	75.30	62.78
		1-shot ⁺	55.87 (-2.46)	42.76 (-0.34)	49.68 (-4.88)	58.03 (+0.20)	76.52 (+1.23)	61.99 (-0.79)
InternVL2	40B	0-shot	66.37	48.54	53.39	64.05	79.01	69.23
		1-shot ⁺	67.69 (+1.32)	51.15 (+2.61)	55.81 (+2.42)	66.81 (+2.76)	79.83 (+0.82)	70.71 (+1.49)
InternVL2	76B	0-shot	64.30	51.19	54.20	63.46	79.92	69.41
		1-shot ⁺	69.23 (+4.93)	54.69 (+3.50)	57.20 (+3.00)	66.75 (+3.29)	80.46 (+0.54)	71.31 (+1.90)

which retrieves the most similar image from the normal data as a template. This setting tests the model’s ability to perform pairwise comparisons of industrial images. Additionally, we often want to know if the presence of an already identified defective image can aid the model’s judgment.

For commercial models, we conducted tests using APIs, specifically versions gemini-1.5-flash-001, gemini-1.5-pro-001, gpt-4o-mini-2024-07-18, and gpt-4o-2024-05-13. For open-source models, we adapted and tested AnomalyGPT (Gu et al., 2024), Qwen-VL-Chat (Bai et al., 2023), LLaVA-1.5 (Liu et al., 2023a), Cambrian-1 (Tong et al., 2024a), SPHINX (Lin et al., 2023), LLaVA-NeXT (Liu et al., 2024a), LLaVA-NEXT-Interleave Li et al. (2024b), InternLM-XComposer2-VL (Dong et al., 2024), MiniCPM-V2.6 (Yao et al., 2024), and InternVL2 (Chen et al., 2023). We endeavored to maintain consistency with the default hyperparameters and prompt methods provided. For models exceeding 20B parameters, we employed appropriate quantization methods. Each image’s multiple VQA tasks were tested independently, and caches were cleared after each test. Some models only support single-image input by default. For LLaVA-1.5, we modified the framework to support multi-image input, while for Cambrian-1 and SPHINX, we only tested single-image input (i.e., 0-shot) performance. We will randomize the letters and order of the options and use the accuracy of responses as a metric. It is worth noting that due to the imbalance between positive and negative samples, we will separately calculate the accuracy for normal and abnormal samples in the anomaly discrimination metric and then compute the mean.

4.2 EXPERIMENTAL RESULTS

We compare the performance of over a dozen models, including commercial APIs, interleaved MLLMs, industrial MLLMs, and vision-centric MLLMs, as shown in Table 2. All models outperform the random baseline. The open-source models perform the best, with the average accuracy of the GPT-4o and Gemini-1.5-pro models reaching 74.9% and 73%, respectively. However, their cost-efficient counterparts, GPT-4o-mini and Gemini-1.5-flash, only achieved 66.3% and 68.9%, respectively, falling short of the best open-source model, InternVL2-76B, which achieved 70.8%. AnomalyGPT performs poorly overall, primarily due to its training on the IAD task in a fixed question-and-answer format, leading to severe overfitting issues. It demonstrates decent performance in anomaly discrimination because we specifically adapted the question format to suit its training. Similarly, the vision-centric MLLMs, Cambrian-1 and SPHINX, do not exhibit superior performance on the fine-grained visual tasks of MMAD, likely due to their foundational language models not being advanced enough. Among the general open-source MLLMs, earlier models like Qwen-VL-Chat and LLaVA-1.5 underperform compared to newer models like LLaVA-OnVision and MiniCPM-V2.6, indicating that advancements in general capabilities benefit performance on IAD tasks. MMAD uses a default 1-shot format, providing a normal image for comparison with

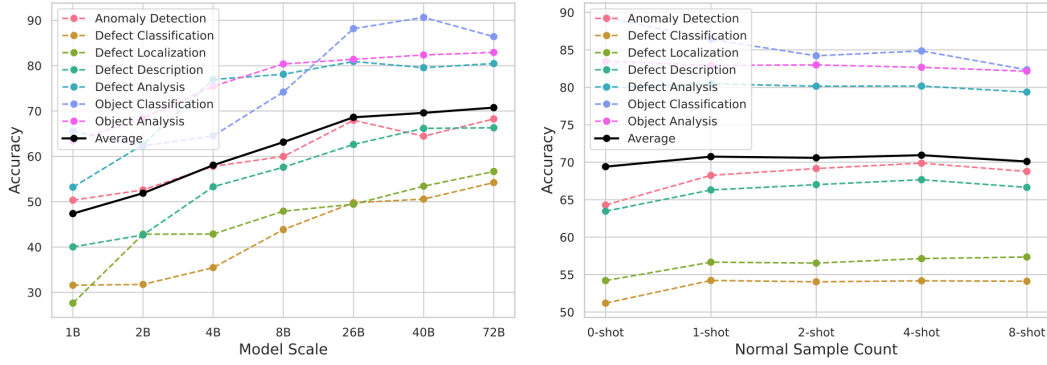


Figure 5: Left: Scaling law of model size in MMAD evaluation. We use the InternVL2 series as examples. Right: The performance trends of InternVL2-76B with varying counts of normal samples.

the test image. Thus, multi-image understanding, especially image comparison, is crucial, while LLaVA-NEXT-Interleave, trained for this, does not perform outstandingly. LLaVA-NeXT-34B and InternVL2-76B, due to their larger scales, achieve the top two performances among open-source models, highlighting the importance of model size.

4.3 FURTHER ANALYSES

Can MLLMs effectively utilize template normal images? When humans assess anomalies in industrial images, having a template image to understand what a normal image looks like is often very helpful. To further investigate whether current MLLMs effectively utilize template images, we designed a comparative experiment. As shown in Table 3, we compared the performance of different models under 0-shot and 1-shot⁺ settings. In the 0-shot scenario, no template image is provided. In the 1-shot⁺ scenario, the closest image to the test image is selected from a set of normal images as the template, making it easier to observe anomalies through comparison. However, the experimental results indicate that many models do not effectively utilize the information from the template image, leading to a performance decline. Due to cost constraints, we only tested the most cost-effective Gemini-1.5-flash among commercial models, which still showed a noticeable performance improvement, suggesting that open-source models perform better in contextual image understanding. Among open-source models, only the larger-scale InternVL2 effectively utilized the template image information.

How significant is the impact of model scale on performance? In the main experiment results, we observed that larger MLLMs generally exhibit better performance. We evaluate the scaling law using the InternVL2 series models, which utilize the same training data and are among the best-performing open-source models. As shown in the left panel of Figure 5, performance significantly improves with increasing model size, with the average accuracy difference between the largest and smallest models reaching 23.37%. Specifically, the classification performance of industrial objects improves the most with increasing size, and there are notable enhancements in several subtasks related to anomalies and defects. Although the performance improvement trend slows as the model size increases, further enlarging the model remains a promising option, albeit one that must be balanced against cost considerations.

Can increasing the number of images further enhance performance? For traditional few-shot IAD models, increasing the number of normal samples significantly enhances the performance of anomaly detection and localization. This is because more normal images allow the model to better understand the distribution of normal samples, thereby preventing misclassification of some noise. Therefore, we investigate whether MLLMs can leverage additional normal images. We conducted experiments on the best-performing open-source model, InternVL2-76B. As shown in the right panel of Figure 5, although the performance improvement from 0-shot to 1-shot demonstrates its ability to utilize contextual images, further increasing the number of normal samples does not significantly

Table 4: Performance comparison of different MLLMs with and without RAG.

Model	RAG	Anomaly	Defect				Object		Average
		Discrimination	Classification	Localization	Description	Analysis	Classification	Analysis	
LLaVA-NeXT-34B	-	57.92	48.79	52.87	71.34	80.28	81.12	77.80	67.16
	✓	56.72 (-1.19)	68.22 (+19.43)	57.36 (+4.49)	73.12 (+1.79)	82.24 (+1.96)	91.78 (+10.66)	81.35 (+3.55)	72.97 (+5.81)
InternVL2-26B	-	67.96	49.77	49.44	62.62	80.92	88.16	81.39	68.61
	✓	68.64 (+0.68)	67.32 (+17.55)	53.81 (+4.37)	70.84 (+8.22)	82.18 (+1.26)	93.81 (+5.64)	83.31 (+1.92)	74.27 (+5.66)
InternVL2-40B	-	64.45	50.57	53.42	66.17	79.56	90.65	82.36	69.59
	✓	70.01 (+5.56)	70.09 (+19.53)	56.89 (+3.47)	73.29 (+7.12)	83.26 (+3.70)	96.50 (+5.85)	84.41 (+2.05)	76.35 (+6.75)
InternVL2-76B	-	68.25	54.22	56.66	66.30	80.47	86.40	82.92	70.75
	✓	66.68 (-1.57)	70.95 (+16.73)	60.57 (+3.91)	75.32 (+9.02)	82.71 (+2.24)	91.71 (+5.31)	85.29 (+2.36)	76.18 (+5.43)
InternVL2-76B (0-shot)	-	64.30	51.19	54.20	63.46	79.92	89.34	83.48	69.41
	✓	63.46 (-0.84)	71.50 (+20.31)	59.11 (+4.92)	74.44 (+10.97)	82.47 (+2.55)	91.78 (+2.44)	84.83 (+1.35)	75.37 (+5.96)

enhance performance. From 1-shot to 4-shot, there are only slight improvements in several subtasks related to anomalies and defects. Beyond 8-shot, the performance in some subtasks even begins to decline, possibly due to information overload caused by too many input images, leading to confusion in the MLLMs. After providing multiple normal samples, the model needs to first summarize the normal characteristics and then compare them with the samples under inspection. Such tasks have rarely appeared in the existing MLLMs instruction tuning data, so future research should place greater emphasis on the unique requirements of industrial domains.

4.4 EXPLORATION

Input Domain Knowledge to MLLMs. One significant challenge identified in our evaluation is the lack of industrial knowledge in MLLMs for specific tasks. During the training, MLLMs rarely encounter knowledge related to industrial quality inspection, while different products correspond to different specific knowledge. In practical applications, senior experts typically train workers. We use RAG to provide domain knowledge guidance to MLLMs to simulate this process. As shown in Table 4, the inclusion of RAG significantly improves performance on MMAD across multiple models, with the most notable improvements in anomaly classification and object classification. This is primarily because domain knowledge contains extensive category information. The performance in defect localization also improves, indicating that models can leverage textual knowledge to enhance their perception of images. Notably, the performance in anomaly discrimination shows substantial improvement for InternVL2-40B, surpassing all other models in this metric.

Model Collaboration. Given that MLLMs have not been specifically trained on IAD data, their anomaly detection capabilities are relatively weak. Detecting anomalies is not particularly challenging for existing IAD models. Therefore, we are interested in whether MLLMs can perform answering with the help of the visual outputs of expert models. As shown in Table 6, we tested three agents: using AnomalyCLIP, PatchCore, and directly using ground truth (GT) as experts, while also experimenting with various visualization methods. The two IAD models only improved defect localization but resulted in declines in performance for anomaly discrimination, defect classification, and defect description. In contrast, using GT improved all performance metrics, with the enhancement in defect localization far surpassing that of the two expert models. This indicates that the outputs of the current expert models are not sufficiently accurate to be used by MLLMs. Additionally, expert models will output anomaly maps for normal images, leading to overkill in anomaly discrimination. Among the various visualization methods, a simple bounding box (bbox) to highlight the anomaly region proved to be the most effective approach overall.

Figure 6: Performance comparison of different agent and visualization types. Based model is InternVL2-40B.

Expert Model	Visualization Type	Anomaly	Defect		
		Discrimination	Classification	Localization	Description
baseline	-	63.84	51.58	52.94	66.43
AnomalyCLIP	bbox	-5.83	-0.35	+2.66	-2.63
AnomalyCLIP	contour	-6.40	-1.19	+2.52	-3.86
AnomalyCLIP	highlight	-4.21	-6.92	+7.44	-6.61
PatchCore	bbox	-9.58	+0.10	+1.00	-0.51
PatchCore	contour	-12.62	-0.02	-0.48	-2.01
PatchCore	highlight	-3.87	-7.23	+5.01	-5.72
GT	bbox	+10.10	+7.10	+21.29	+5.40
GT	contour	+10.86	+6.45	+20.44	+6.16
GT	highlight	+9.95	+1.46	+16.59	+1.21
GT	mask	-1.05	+0.69	+8.34	+2.16

5 CONCLUSION

In this work, we introduce MMAD, the first benchmark for MLLMs in the IAD field, aimed at exploring the feasibility of using MLLMs for industrial quality inspection. Our evaluation of over ten SOTA MLLMs yielded less than optimistic results, revealing their weaknesses in industrial scenarios, particularly the lack of industrial knowledge and the ability to perform fine-grained comparisons across multiple images. However, our further investigations suggest that MLLMs have the potential to address some of these issues through additional enhancements. We hope that MMAD will inspire future research into improving the relevant capabilities of MLLMs and promote the development of practical applications.

REFERENCES

- Josh Achiam, Steven Adler, Sandhini Agarwal, Lama Ahmad, Ilge Akkaya, Florencia Leoni Aleman, Diogo Almeida, Janko Altschmidt, Sam Altman, Shyamal Anadkat, et al. Gpt-4 technical report. *arXiv preprint arXiv:2303.08774*, 2023.
- Jinze Bai, Shuai Bai, Shusheng Yang, Shijie Wang, Sinan Tan, Peng Wang, Junyang Lin, Chang Zhou, and Jingren Zhou. Qwen-vl: A frontier large vision-language model with versatile abilities. *arXiv preprint arXiv:2308.12966*, 2023.
- Tajeddine Benbarrad, Marouane Salhaoui, Soukaina Bakhat Kenitar, and Mounir Arioua. Intelligent machine vision model for defective product inspection based on machine learning. *Journal of Sensor and Actuator Networks*, 10(1):7, 2021.
- Paul Bergmann, Michael Fauser, David Sattlegger, and Carsten Steger. Mvtec ad—a comprehensive real-world dataset for unsupervised anomaly detection. In *Proceedings of the IEEE/CVF conference on computer vision and pattern recognition*, pp. 9592–9600, 2019.
- Paul Bergmann, Kilian Batzner, Michael Fauser, David Sattlegger, and Carsten Steger. Beyond dents and scratches: Logical constraints in unsupervised anomaly detection and localization. *International Journal of Computer Vision*, 130(4):947–969, 2022.
- Anil Bhattacharyya. On a measure of divergence between two statistical populations defined by their probability distribution. *Bulletin of the Calcutta Mathematical Society*, 35:99–110, 1943.
- Yunkang Cao, Xiaohao Xu, Chen Sun, Xiaonan Huang, and Weiming Shen. Towards generic anomaly detection and understanding: Large-scale visual-linguistic model (gpt-4v) takes the lead. *arXiv preprint arXiv:2311.02782*, 2023.
- Pengcheng Chen, Jin Ye, Guoan Wang, Yanjun Li, Zhongying Deng, Wei Li, Tianbin Li, Haodong Duan, Ziyang Huang, Yanzhou Su, et al. Gmai-mmbench: A comprehensive multimodal evaluation benchmark towards general medical ai. *arXiv preprint arXiv:2408.03361*, 2024.
- Zhe Chen, Jiannan Wu, Wenhai Wang, Weijie Su, Guo Chen, Sen Xing, Muyan Zhong, Qinglong Zhang, Xizhou Zhu, Lewei Lu, Bin Li, Ping Luo, Tong Lu, Yu Qiao, and Jifeng Dai. Internvl: Scaling up vision foundation models and aligning for generic visual-linguistic tasks. *arXiv preprint arXiv:2312.14238*, 2023.
- Wenliang Dai, Junnan Li, Dongxu Li, Anthony Tiong, Junqi Zhao, Weisheng Wang, Boyang Li, Pascale Fung, and Steven Hoi. InstructBLIP: Towards general-purpose vision-language models with instruction tuning. In *Thirty-seventh Conference on Neural Information Processing Systems*, 2023. URL <https://openreview.net/forum?id=vvoWPYqZJA>.
- Hanqiu Deng and Xingyu Li. Anomaly detection via reverse distillation from one-class embedding. In *Proceedings of the IEEE/CVF conference on computer vision and pattern recognition*, pp. 9737–9746, 2022.
- Xiaoyi Dong, Pan Zhang, Yuhang Zang, Yuhang Cao, Bin Wang, Linke Ouyang, Xilin Wei, Songyang Zhang, Haodong Duan, Maosong Cao, Wenwei Zhang, Yining Li, Hang Yan, Yang Gao, Xinyue Zhang, Wei Li, Jingwen Li, Kai Chen, Conghui He, Xingcheng Zhang, Yu Qiao, Dahua Lin, and Jiaqi Wang. Internlm-xcomposer2: Mastering free-form text-image composition and comprehension in vision-language large model. *arXiv preprint arXiv:2401.16420*, 2024.

- Tyna Eloundou, Sam Manning, Pamela Mishkin, and Daniel Rock. Gpts are gpts: An early look at the labor market impact potential of large language models. *arXiv preprint arXiv:2303.10130*, 2023.
- Chaoyou Fu, Peixian Chen, Yunhang Shen, Yulei Qin, Mengdan Zhang, Xu Lin, Zhenyu Qiu, Wei Lin, Jinrui Yang, Xiawu Zheng, Ke Li, Xing Sun, and Rongrong Ji. Mme: A comprehensive evaluation benchmark for multimodal large language models. *ArXiv*, abs/2306.13394, 2023. URL <https://api.semanticscholar.org/CorpusID:259243928>.
- Chaoyou Fu, Yuhan Dai, Yondong Luo, Lei Li, Shuhuai Ren, Renrui Zhang, Zihan Wang, Chenyu Zhou, Yunhang Shen, Mengdan Zhang, et al. Video-mme: The first-ever comprehensive evaluation benchmark of multi-modal llms in video analysis. *arXiv preprint arXiv:2405.21075*, 2024.
- Zhaopeng Gu, Bingke Zhu, Guibo Zhu, Yingying Chen, Ming Tang, and Jinqiao Wang. Anomalygpt: Detecting industrial anomalies using large vision-language models. In *Proceedings of the AAAI Conference on Artificial Intelligence*, volume 38, pp. 1932–1940, 2024.
- Xi Jiang, Jianlin Liu, Jinbao Wang, Qiang Nie, Kai Wu, Yong Liu, Chengjie Wang, and Feng Zheng. Softpatch: Unsupervised anomaly detection with noisy data. *Advances in Neural Information Processing Systems*, 35:15433–15445, 2022a.
- Xi Jiang, Guoyang Xie, Jinbao Wang, Yong Liu, Chengjie Wang, Feng Zheng, and Yaochu Jin. A survey of visual sensory anomaly detection. *arXiv preprint arXiv:2202.07006*, 2022b.
- Xi Jiang, Ying Chen, Qiang Nie, Jianlin Liu, Yong Liu, Chengjie Wang, and Feng Zheng. Toward multi-class anomaly detection: Exploring class-aware unified model against inter-class interference. *arXiv preprint arXiv:2403.14213*, 2024a.
- Yuqi Jiang, Xudong Lu, Qian Jin, Qi Sun, Hanming Wu, and Cheng Zhuo. Fabgpt: An efficient large multimodal model for complex wafer defect knowledge queries. *arXiv preprint arXiv:2407.10810*, 2024b.
- Yizhang Jin, Jian Li, Yexin Liu, Tianjun Gu, Kai Wu, Zhengkai Jiang, Muyang He, Bo Zhao, Xin Tan, Zhenye Gan, et al. Efficient multimodal large language models: A survey. *arXiv preprint arXiv:2405.10739*, 2024.
- Jihyung Kil, Zheda Mai, Justin Lee, Zihe Wang, Kerrie Cheng, Lemeng Wang, Ye Liu, Arpita Chowdhury, and Wei-Lun Chao. Compbench: A comparative reasoning benchmark for multimodal llms. *arXiv preprint arXiv:2407.16837*, 2024.
- Bohao Li, Yuying Ge, Yixiao Ge, Guangzhi Wang, Rui Wang, Ruimao Zhang, and Ying Shan. Seed-bench: Benchmarking multimodal large language models. In *Proceedings of the IEEE/CVF Conference on Computer Vision and Pattern Recognition*, pp. 13299–13308, 2024a.
- Feng Li, Renrui Zhang, Hao Zhang, Yuanhan Zhang, Bo Li, Wei Li, Zejun Ma, and Chunyuan Li. Llava-next-interleave: Tackling multi-image, video, and 3d in large multimodal models. *arXiv preprint arXiv:2407.07895*, 2024b.
- Jian Li and Weiheng Lu. A survey on benchmarks of multimodal large language models. *arXiv preprint arXiv:2408.08632*, 2024.
- Yuanze Li, Haolin Wang, Shihao Yuan, Ming Liu, Debin Zhao, Yiwen Guo, Chen Xu, Guangming Shi, and Wangmeng Zuo. Myriad: Large multimodal model by applying vision experts for industrial anomaly detection. *arXiv preprint arXiv:2310.19070*, 2023.
- Ziyi Lin, Chris Liu, Renrui Zhang, Peng Gao, Longtian Qiu, Han Xiao, Han Qiu, Chen Lin, Wenqi Shao, Keqin Chen, et al. Sphinx: The joint mixing of weights, tasks, and visual embeddings for multi-modal large language models. *arXiv preprint arXiv:2311.07575*, 2023.
- Haotian Liu, Chunyuan Li, Yuheng Li, and Yong Jae Lee. Improved baselines with visual instruction tuning, 2023a.

- Haotian Liu, Chunyuan Li, Yuheng Li, Bo Li, Yuanhan Zhang, Sheng Shen, and Yong Jae Lee. Llava-next: Improved reasoning, ocr, and world knowledge, January 2024a. URL <https://llava-vl.github.io/blog/2024-01-30-llava-next/>.
- Haotian Liu, Chunyuan Li, Qingyang Wu, and Yong Jae Lee. Visual instruction tuning. *Advances in neural information processing systems*, 36, 2024b.
- Yuan Liu, Haodong Duan, Yuanhan Zhang, Bo Li, Songyang Zhang, Wangbo Zhao, Yike Yuan, Jiaqi Wang, Conghui He, Ziwei Liu, et al. Mmbench: Is your multi-modal model an all-around player? *arXiv preprint arXiv:2307.06281*, 2023b.
- Machel Reid, Nikolay Savinov, Denis Teplyashin, Dmitry Lepikhin, Timothy Lillicrap, Jean-baptiste Alayrac, Radu Soricut, Angeliki Lazaridou, Orhan Firat, Julian Schrittwieser, et al. Gemini 1.5: Unlocking multimodal understanding across millions of tokens of context. *arXiv preprint arXiv:2403.05530*, 2024.
- Zhonghe Ren, Fengzhou Fang, Ning Yan, and You Wu. State of the art in defect detection based on machine vision. *International Journal of Precision Engineering and Manufacturing-Green Technology*, 9(2):661–691, 2022.
- Karsten Roth, Latha Pemula, Joaquin Zepeda, Bernhard Schölkopf, Thomas Brox, and Peter Gehler. Towards total recall in industrial anomaly detection. In *Proceedings of the IEEE/CVF conference on computer vision and pattern recognition*, pp. 14318–14328, 2022.
- Amanpreet Singh, Vivek Natarajan, Meet Shah, Yu Jiang, Xinlei Chen, Dhruv Batra, Devi Parikh, and Marcus Rohrbach. Towards vqa models that can read. In *Proceedings of the IEEE/CVF conference on computer vision and pattern recognition*, pp. 8317–8326, 2019.
- Shengbang Tong, Ellis Brown, Penghao Wu, Sanghyun Woo, Manoj Middepogu, Sai Charitha Akula, Jihan Yang, Shusheng Yang, Adithya Iyer, Xichen Pan, et al. Cambrian-1: A fully open, vision-centric exploration of multimodal llms. *arXiv preprint arXiv:2406.16860*, 2024a.
- Shengbang Tong, Zhuang Liu, Yuexiang Zhai, Yi Ma, Yann LeCun, and Saining Xie. Eyes wide shut? exploring the visual shortcomings of multimodal llms, 2024b.
- Ke Wang, Junting Pan, Weikang Shi, Zimu Lu, Mingjie Zhan, and Hongsheng Li. Measuring multimodal mathematical reasoning with math-vision dataset. *arXiv preprint arXiv:2402.14804*, 2024a.
- Wenxuan Wang, Yihang Su, Jingyuan Huan, Jie Liu, Wenting Chen, Yudi Zhang, Cheng-Yi Li, Kao-Jung Chang, Xiaohan Xin, Linlin Shen, et al. Asclepius: A spectrum evaluation benchmark for medical multi-modal large language models. *arXiv preprint arXiv:2402.11217*, 2024b.
- Zhou Wang, Alan C Bovik, Hamid R Sheikh, and Eero P Simoncelli. Image quality assessment: from error visibility to structural similarity. *IEEE transactions on image processing*, 13(4):600–612, 2004.
- Zhiheng Xi, Wenxiang Chen, Xin Guo, Wei He, Yiwen Ding, Boyang Hong, Ming Zhang, Junzhe Wang, Senjie Jin, Enyu Zhou, et al. The rise and potential of large language model based agents: A survey. *arXiv preprint arXiv:2309.07864*, 2023.
- Xiaohao Xu, Yunkang Cao, Yongqi Chen, Weiming Shen, and Xiaonan Huang. Customizing visual-language foundation models for multi-modal anomaly detection and reasoning. *arXiv preprint arXiv:2403.11083*, 2024.
- Shuai Yang, Zhifei Chen, Pengguang Chen, Xi Fang, Shu Liu, and Yingcong Chen. Defect spectrum: A granular look of large-scale defect datasets with rich semantics. *arXiv preprint arXiv:2310.17316*, 2023.
- Yuan Yao, Tianyu Yu, Ao Zhang, Chongyi Wang, Junbo Cui, Hongji Zhu, Tianchi Cai, Haoyu Li, Weilin Zhao, Zhihui He, et al. Minicpm-v: A gpt-4v level mllm on your phone. *arXiv preprint arXiv:2408.01800*, 2024.

- Xiang Yue, Yuansheng Ni, Kai Zhang, Tianyu Zheng, Ruoqi Liu, Ge Zhang, Samuel Stevens, Dongfu Jiang, Weiming Ren, Yuxuan Sun, et al. Mmmu: A massive multi-discipline multi-modal understanding and reasoning benchmark for expert agi. In *Proceedings of the IEEE/CVF Conference on Computer Vision and Pattern Recognition*, pp. 9556–9567, 2024.
- Vitjan Zavrtanik, Matej Kristan, and Danijel Skočaj. Draem-a discriminatively trained reconstruction embedding for surface anomaly detection. In *Proceedings of the IEEE/CVF international conference on computer vision*, pp. 8330–8339, 2021.
- Jian Zhang, Runwei Ding, Miaoju Ban, and Linhui Dai. Pku-goodsad: A supermarket goods dataset for unsupervised anomaly detection and segmentation. *IEEE Robotics and Automation Letters*, 2024a.
- Jiangning Zhang, Xuhai Chen, Zhucun Xue, Yabiao Wang, Chengjie Wang, and Yong Liu. Exploring grounding potential of vqa-oriented gpt-4v for zero-shot anomaly detection. *arXiv preprint arXiv:2311.02612*, 2023a.
- Xiaoman Zhang, Chaoyi Wu, Ziheng Zhao, Weixiong Lin, Ya Zhang, Yanfeng Wang, and Weidi Xie. Pmc-vqa: Visual instruction tuning for medical visual question answering. *arXiv preprint arXiv:2305.10415*, 2023b.
- Yiheng Zhang, Yunkang Cao, Xiaohao Xu, and Weiming Shen. Logiccode: an llm-driven framework for logical anomaly detection. *arXiv preprint arXiv:2406.04687*, 2024b.
- Penghao Zhao, Hailin Zhang, Qinhan Yu, Zhengren Wang, Yunteng Geng, Fangcheng Fu, Ling Yang, Wentao Zhang, and Bin Cui. Retrieval-augmented generation for ai-generated content: A survey. *arXiv preprint arXiv:2402.19473*, 2024.
- Qihang Zhou, Guansong Pang, Yu Tian, Shibo He, and Jiming Chen. Anomalyclip: Object-agnostic prompt learning for zero-shot anomaly detection. *arXiv preprint arXiv:2310.18961*, 2023.
- Jiawen Zhu and Guansong Pang. Toward generalist anomaly detection via in-context residual learning with few-shot sample prompts. In *Proceedings of the IEEE/CVF Conference on Computer Vision and Pattern Recognition*, pp. 17826–17836, 2024.
- Yang Zou, Jongheon Jeong, Latha Pemula, Dongqing Zhang, and Onkar Dabeer. Spot-the-difference self-supervised pre-training for anomaly detection and segmentation. In *European Conference on Computer Vision*, pp. 392–408. Springer, 2022.

A APPENDIX

A.1 DISCUSSION OF SETTINGS

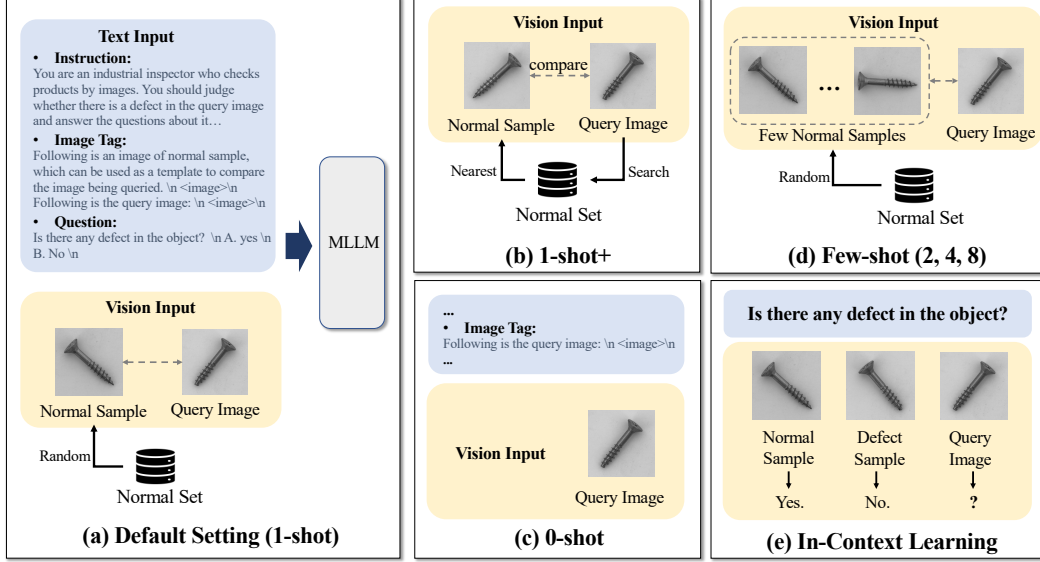


Figure 7: Diagram of different settings. The query image shows an abnormal screw with a manipulated front, which is difficult to identify without a compared sample.

Unlike other benchmarks, MMAD features various testing settings to simulate different scenarios in industrial quality inspection for MLLMs. We use 1-shot as the default setting, as a single normal image theoretically provides significant information compared to 0-shot. This approach is also used in our data annotation process. Increasing the number of normal images in few-shot settings may pose challenges for some MLLMs, particularly those not fine-tuned for multi-image tasks. In industrial production lines, the number of available normal samples often exceeds the context length of MLLMs. In such cases, similarity retrieval can filter out irrelevant images, leading us to propose the 1-shot⁺ setting, where the most informative image is selected as a template. Additionally, abnormal images can sometimes be collected in production lines. To determine whether these abnormal images aid MLLMs in making judgments, we introduce abnormal image prompts in the 1-shot setting and then query the test image, termed in-context learning, as illustrated in Figure 7.

A.2 ANALYSIS OF IN-CONTEXT LEARNING

As shown in Table 5, we tested the performance under the in-context learning setting and compared it with other settings. We chose InternVL2-40B as the base model due to its superior context-handling abilities demonstrated in previous tests. The experimental results indicate that adding abnormal images in the in-context learning setting indeed helps MLLMs in anomaly detection, improving the performance from 63.84% to 66.47%. However, adding one more normal image does not significantly change this performance. In subsequent sub-tasks related to defect identification, in-context learning did not seem to provide any benefit. We believe this may be due to MLLMs not fully leveraging the information from abnormal images. Marking defects in abnormal images and combining them with textual prompts might better assist MLLMs. The 1-shot⁺ setting, on the other hand, showed comprehensive improvements across sub-tasks, indicating that the quality of prompts is far more important than their quantity.

A.3 CASE STUDY

Table 5: Performance comparison of different settings in MMAD based on InternVL2-40B.

Setting	Anomaly	Defect				Object		Average
	Discrimination	Classification	Localization	Description	Analysis	Classification	Analysis	
1-shot	63.84	51.58	52.94	66.43	79.75	90.76	82.41	69.67
1-shot+	67.81	54.18	55.99	68.14	81.75	90.76	82.98	71.66
2-shot	63.75	50.38	54.36	67.22	79.54	90.49	81.85	69.66
In-Context Learning	66.47	50.56	51.78	64.87	78.55	91.33	81.65	69.32

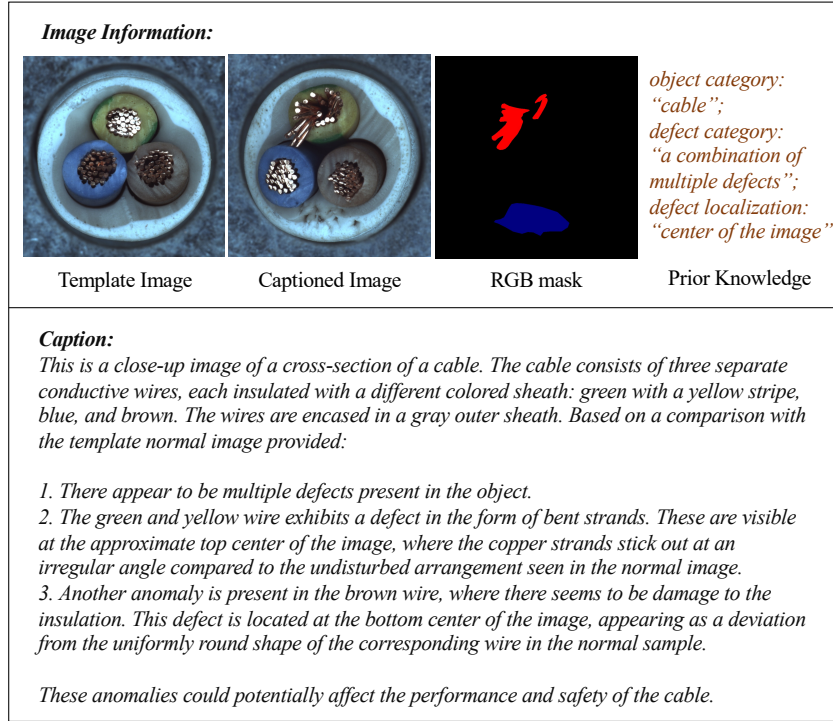


Figure 8: A good case of image caption. We prompt the AI assistant that the image contains multiple defects and provide corresponding annotations. the AI assistant distinguishes different defects in the caption, describing their appearance and location individually.

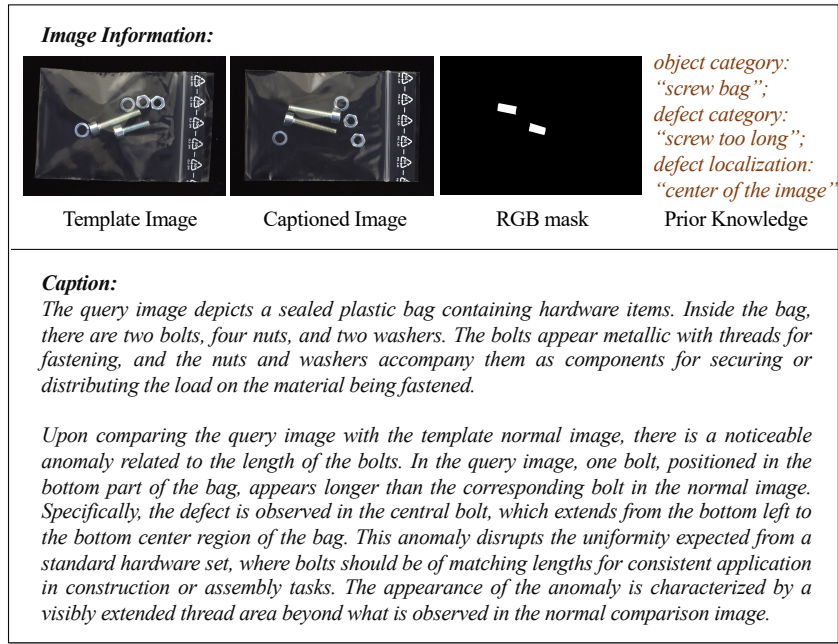


Figure 9: A bad case of image caption. Although we informed the AI assistant that a screw is too long, it failed to analyze that one screw should be long and the other short. This error is primarily due to the insufficient number of template images, and such misunderstandings will be corrected during manual filtering.

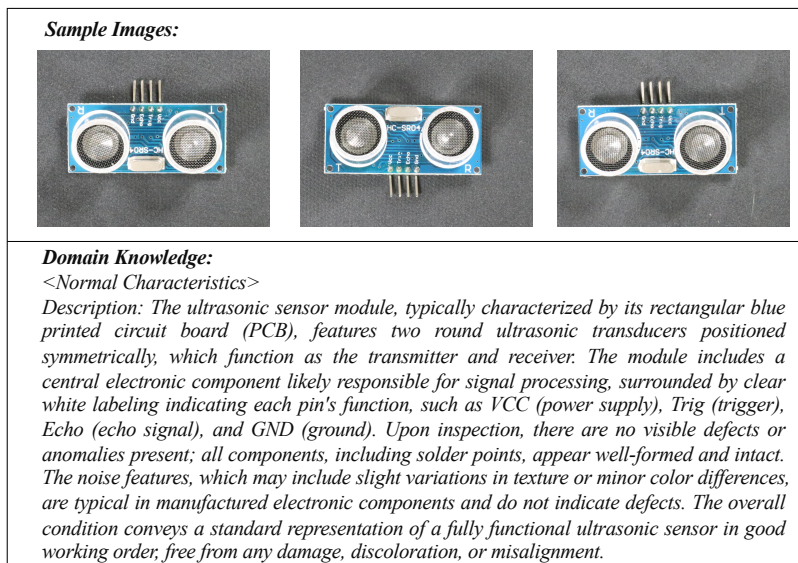


Figure 10: A case of domain knowledge. Domain knowledge includes descriptions of the characteristics of normal samples. In this example, the text describes the components and appearance of this category of PCBs, as well as some common types of noise that may be present.



Figure 11: A case of domain knowledge. Domain knowledge includes descriptions of defects. In this example, the text outlines four major logical anomalies that may occur in these juice bottles. The actual dataset contains some rare logical anomalies that are not described, such as the incorrect icon placement in the first image. We do not expect domain knowledge to cover all possible anomalies; its primary role is to provide MLLMs with an understanding of the types of anomalies.



<p>Hit: You are an industrial inspector who checks products by images. You should judge whether there is a defect in the query image and answer the questions about it. Answer with the option's letter from the given choices directly! The first image is the normal sample, which can be used as a template to compare. The last image is the query image.</p> <div style="display: flex; justify-content: space-around; align-items: center;">   </div>
<p>Question: Should the query picture be classified as normal or abnormal? A. Abnormal B. Normal Give a short analysis and then answer a letter.</p>
<p>Model response: The query picture shows three objects with copper-colored spheres on top, which are not typical for a normal product. They appear to be some kind of artificial or experimental items rather than a standard product. Therefore, the query picture should be classified as abnormal.</p> <p>Answer: A. Abnormal.</p>

Figure 12: A bad case of model respond. Since MMAD are testing with multiple-choice questions, we cannot directly analyze the answers. Instead, we use the chain-of-thought approach to encourage the model to provide its own analysis. In this example, the model did not notice the damage on the cable, yet it still chose the correct answer from the options. Therefore, we need multiple subtasks to verify whether the model truly possesses the capability for industrial anomaly detection.