

# A Mixed-Language Multi-Document News Summarization Dataset and a Graphs-Based Extract-Generate Model

Shengxiang Gao, Fang nan, Yongbing Zhang, Yuxin Huang, Kaiwen Tan\*, Zhengtao Yu

Faculty of Information Engineering and Automation, Kunming University of Science and Technology, Kunming, China

Yunnan Key Laboratory of Artificial Intelligence, Kunming University of Science and Technology, Kunming, China

\*Correspondence: kwtan@kust.edu.cn

## Abstract

Existing research on news summarization primarily focuses on single-language single-document (SLSD), single-language multi-document (SLMD) or cross-language single-document (CLSD). However, in real-world scenarios, news about a international event often involves multiple documents in different languages, i.e., mixed-language multi-document (MLMD). Therefore, summarizing MLMD news is of great significance. However, the lack of datasets for MLMD news summarization has constrained the development of research in this area. To fill this gap, we construct a mixed-language multi-document news summarization dataset (MLMD-news), which contains four different languages and 10,992 source document cluster and target summary pairs. Additionally, we propose a graph-based extract-generate model and benchmark various methods on the MLMD-news dataset and publicly release our dataset and code<sup>1</sup>, aiming to advance research in summarization within MLMD scenarios.

## 1 Introduction

The news summarization task aims to simplify and condense a large volume of news content through automated methods, extracting key information and main viewpoints so that readers can quickly grasp the core content of the news. Existing research on news summarization primarily focuses on single-language single-document (SLSD)(Svore et al., 2007; Litvak and Last, 2008; Liu and Lapata, 2019), single-language multi-document (SLMD)(Haghighi and Vanderwende, 2009; Yasunaga et al., 2017; Wang et al., 2009) and cross-language single-document (CLSD) (Wan et al., 2010; Wan, 2011; Wan et al., 2019). However, in reality, many news articles, especially international news, appear in the form of mixed-language multi-document (MLMD). Figure 1 il-

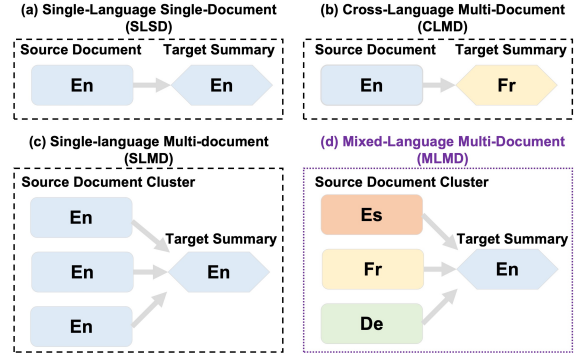


Figure 1: The diagram of SLSD, SLMD, CLSD and MLMD. Each rounded rectangle represents a source document, while the pointed rectangle represents the target summary. "En" "De" "Fr" and "Es" indicate that the text is in English, German, French, and Spanish, respectively.

lustrates the four tasks: SLSD, SLMD, CLSD, and MLMD.

It is noteworthy that, with the advancement of multi-language models such as mBART (Tang et al., 2020) and GPT (Floridi and Chiriatti, 2020; Achiam et al., 2023), a task referred to as multi-language multi-document news summarization has recently emerged (Giannakopoulos, 2013; Zopf, 2018; Mascarell et al., 2023). In the task, although the languages of different source document clusters vary, each individual source document cluster consists of **multiple documents in the same language**. Therefore, in each instance of summary generation for this type of task, it essentially falls under the category SLMD. In contrast, in MLMD, each individual source document cluster is composed of **multiple documents in different languages**. From this perspective, MLMD is more challenging than multi-language multi-document. The latter requires the model to have the capability to understand multiple documents in the current language during a single summary generation. In contrast, MLMD requires the model to simultaneously pos-

<sup>1</sup><https://github.com/Southnf9/MLMD-news>

sess the ability to understand multiple languages and multiple documents within a single summary generation.

However, the lack of MLMD news datasets has hindered progress in this field. Therefore, we first construct a MLMD-news dataset. This dataset includes documents in four languages: English, German, French, and Spanish, with a total of 10,992 source document clusters and corresponding target summaries. Each source document cluster is composed of multiple documents in different languages, and the corresponding target summary is in English. Additionally, we propose a graph-based extract-generate model for the MLMD task. This model first uses an extractor based on graph neural networks to extract key sentences from a source document cluster, and then employs a generator based on pre-trained models to generate the target summary based on these key sentences. Finally, we benchmark various methods on the MLMD-news dataset and publicly release our dataset and code to advance research in summarization within MLMD scenarios. The contributions of this paper are summarized as follows:

- We conduct the first mixed-language multi-document (MLMD) dataset, where each source document cluster contains multiple news documents in different languages.
- We propose a graph-based extract-generate model as a benchmark for MLMD.
- We perform benchmark experiments on the MLMD using various methods and have publicly released the dataset and code to advance research in this field.

## 2 Related Work

The related work in news summarization research primarily focuses on three areas, as detailed below:

**Single-Language Single-Document Summarization (SLSD):** As shown in Figure 1.(a), the SLSD news summarization task takes a source document as input and outputs a target summary in the same language. Existing methods are mainly divided into two categories: extractive and abstractive. Extractive summarization constructs the target summary by directly selecting key sentences or paragraphs from the source document, such as TextRank (Mihalcea and Tarau, 2004) and DeepSumm (Joshi et al., 2023). Abstractive summarization, on

the other hand, involves first understanding the content of the source document and then generating new summary sentences for the target summary, such as BERTSUM (Liu and Lapata, 2019) and COGITOERGOSUMM (Frisoni et al., 2023).

**Cross-Language Single-Document Summarization (CLSD):** As shown in Figure 1.(b), the CLSD news summarization task takes a source document as input and produces a target summary in a different language. Existing research is primarily divided into pipeline-based and end-to-end. Traditional CLSD methods typically use a pipeline-based methods (Boudin et al., 2011; Linhares Pontes et al., 2018), where the source document is first translated and then summarized, or the summary is generated first and then translated into the target language. In recent years, researchers have increasingly focused on end-to-end CLSD methods (Le, 2024; Cai and Yuan, 2024), which can directly generate summaries in the target language, significantly reducing the risk of error propagation.

**Single-Language Multi-Document Summarization (SLMD):** As shown in Figure 1.(c), the SLMD news summarization task takes a source document cluster as input, which contains multiple documents, and the output is a target summary in the same language. Existing methods can be categorized into extractive, abstractive, and hybrid. In the early days, due to the small sample size of SLMD datasets like DUC 2004 (Over and Yen, 2004), research on multi-document summarization primarily relied on extractive methods (Mei and Chen, 2012; Wan et al., 2015). In recent years, the emergence of large-scale SLMD datasets, such as Multi-News, has accelerated the development of abstractive (Jin and Wan, 2020; Liu et al., 2021) and hybrid SLMD news summarization (Celikyilmaz and Hakkani-Tur, 2010; Song et al., 2022; Ghadimi and Beigy, 2022).

Recently, with the development of multi-language models such as mBART (Tang et al., 2020) and GPT (Floridi and Chiriatti, 2020; Achiam et al., 2023), a task known as multi-language multi-document news summarization (Giannakopoulos, 2013; Zopf, 2018; Mascarell et al., 2023) has emerged within the SLMD paradigm. This task involves inputs and outputs similar to those in SLMD, where a source document cluster is input and a target summary in the same language is produced. The difference lies in that the languages of different source document clusters can

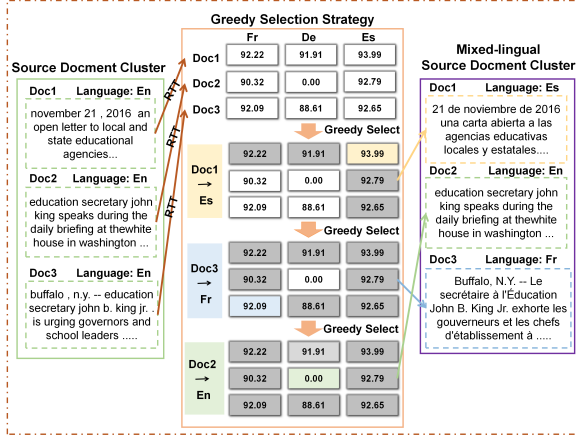


Figure 2: The diagram illustrates the construction process of the MLMD-news dataset. First, a round-trip translation (RTT) strategy is employed to translate each news document in the source document clusters of the Multi-News dataset into multiple languages and then back into the original language. This process allows the calculation of the ROUGE-1 score matrix for the document cluster. Based on this score matrix, a greedy selection strategy is used to assign a corresponding language to each news document. The original content of the news document is then replaced with the translated content in the assigned language, resulting in a source document cluster with mixed languages.

vary, thereby further requiring the model to have multilingual understanding capabilities.

### 3 The MLMD-news dataset

The overall process of constructing the MLMD-news dataset is illustrated in Figure 2. The MLMD-news dataset is built upon the Multi-News dataset, which is a well-known and widely used English multi-document summarization dataset. The construction process employs a round-trip translation strategy and a greedy selection strategy. The main goal of the round-trip translation strategy is to calculate a ROUGE-1 score matrix that reflects translation quality, while the greedy selection strategy is used to assign the most suitable language to each news document in the source document cluster and make the necessary replacements.

#### 3.1 Round-trip Translation Strategy

The round-trip translation strategy first uses machine translation services to translate text from the original language into another language (forward translation) and then uses machine translation services again to translate the text back from the other language into the original language (back translation). This strategy has been utilized by Zhu

et al. (2019) to construct cross-language single-document summarization datasets from single-language single-document summarization datasets.

Therefore, we use the round-trip translation strategy to construct MLMD-news dataset. First, the original English news documents from the Multi-News dataset are translated into Spanish, French, and German through forward translation. Then, these translated documents are back-translated into English. The English documents obtained from the back translation of each language are compared with the original English news documents, and ROUGE-1 scores are calculated. If the ROUGE-1 score for a particular language is below a threshold, it is set to zero. Conversely, if the ROUGE-1 score is equal to or above the threshold, the score is retained, resulting in a ROUGE-1 score matrix (where each row represents a document and each column corresponds to a language).

#### 3.2 Greedy Selection Strategy

As shown in Figure 2, after obtaining the ROUGE-1 score matrix, a greedy selection strategy is used to assign a language to each news document in the document cluster from Multi-News dataset. Specifically, this involves first identifying the row and column of the maximum value in the matrix, and assigning the language indicated by the column to the document indicated by the row. The corresponding row and column are then removed to form a new submatrix. This process is repeated until all news documents have been assigned a language. If at any step all values in the matrix are found to be zero, the language of remaining news documents in the submatrix is assigned as English. After completing the language assignment, each news document is transformed into the assigned language using the forward translation of the round-trip translation, replacing the content of the source document. If the assigned language is English, the document remains in its original English form. This results in a mixed-language document cluster. Finally, this mixed-language document cluster is combined with the original target summary to form an MLMD summary pair.

#### 3.3 Statistics and Analysis

Through the aforementioned process, we constructed the MLMD-news dataset, which contains 10,992 pairs of source document clusters and target summaries. The source document clusters include four languages: English, French, German,

		Train	Valid	Test
Total	#	8444	1277	1271
	Avg.Doc	2.79	2.75	2.71
	Avg.ClusterWords	2442.97	2457.48	2255.81
	Avg.ClusterSents	84.14	85.49	77.85
	Avg.SumWords	269.17	268.32	265.70
	Avg.SumSents	9.70	9.60	9.56
En	Count	7088	1027	1009
	Avg.DocWords	653.19	732.79	706.98
	Avg.DocSents	24.52	27.18	26.00
Fr	Count	5307	779	779
	Avg.DocWords	1020.20	969.46	951.30
	Avg.DocSents	32.99	31.93	31.53
De	Count	4431	693	646
	Avg.DocWords	981.05	1036.24	825.07
	Avg.DocSents	32.96	35.34	26.93
Es	Count	6769	1015	1009
	Avg.DocWords	1047.78	1048.92	1015.58
	Avg.DocSents	36.20	36.64	35.44

Table 1: Statistics of the MLMD-news dataset. "#" represents the number of source document cluster and target summary pairs. "Avg.Doc", "Avg.ClusterWords" and "Avg.ClusterSents" indicate the average number of documents, average number of tokens, and average number of sentences per source document cluster, respectively. "Avg.SumWords" and "Avg.SumSents" denote the average number of tokens and average number of sentences in the target summary. "Count", "Avg.DocWords" and "Avg.DocSents" represent the total number of documents, average number of tokens per document, and average number of sentences per document, respectively.

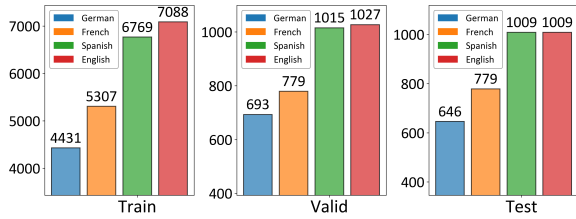


Figure 3: The number of news documents in different languages across the training, validation, and test sets.

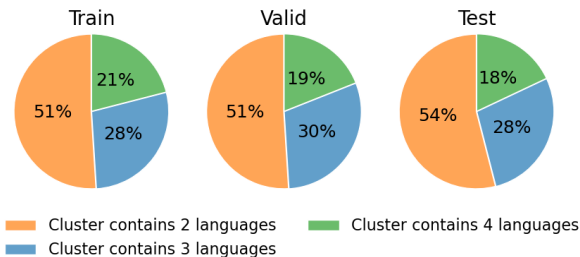


Figure 4: The proportion of the number of languages involved in the source document clusters across the training, validation, and test sets.

and Spanish, while the target summaries are all in English. The dataset was divided into training, validation, and test sets. Table 1 presents the statistical information of the MLMD-news dataset. Figure 3 shows the number of news documents in different languages across the training, validation, and test sets. Due to the quality control implemented through the round-trip translation strategy during processing, there are differences in the proportions of news documents in different languages. The number of English and Spanish documents is roughly equal, French ranks third, while German has the fewest articles. Figure 4 illustrates the proportion of the number of languages involved in the source document clusters across the training, validation, and test sets. The proportions are relatively consistent, indicating a stable language distribution. Source document clusters containing 2 languages are the most common, while those containing 4 languages are the least common.

## 4 Graph-based Extract-Generate Model

To the best of our knowledge, there is currently no method specifically designed for the MLMD task. The input for MLMD news summarization consists of multiple mixed-language documents, which presents two main challenges: the excessive length of the input and the complex relationships between multiple documents and languages. Therefore, we propose a graph-based extractive-generative model (as shown in Figure 5) as a baseline for this task. The extract-then-generate approach addresses the issue of long input, while the graph is used to model the complex relationships between multiple documents and languages. The model consists of three main modules: Graph Construction, Extractor, and Generator. This section will provide a detailed explanation of these three modules.

### 4.1 Graph Construction

In order to model the complex relationships between multiple documents and languages, we constructed a homogeneous graph between sentences, as well as a heterogeneous graph between sentences and words, for each input mixed-language document cluster.

#### 4.1.1 Homogeneous Graph Construction

Let  $G_1 = \{V_1, E_1\}$  denote a homogeneous graph, where the node set  $V_1 = \{s_1, s_2, \dots, s_n\}$  corresponds to the sentences within the document cluster, and the edge set  $E_1 = \{e_{1,1}, e_{1,3}, \dots, e_{n,n}\}$  de-



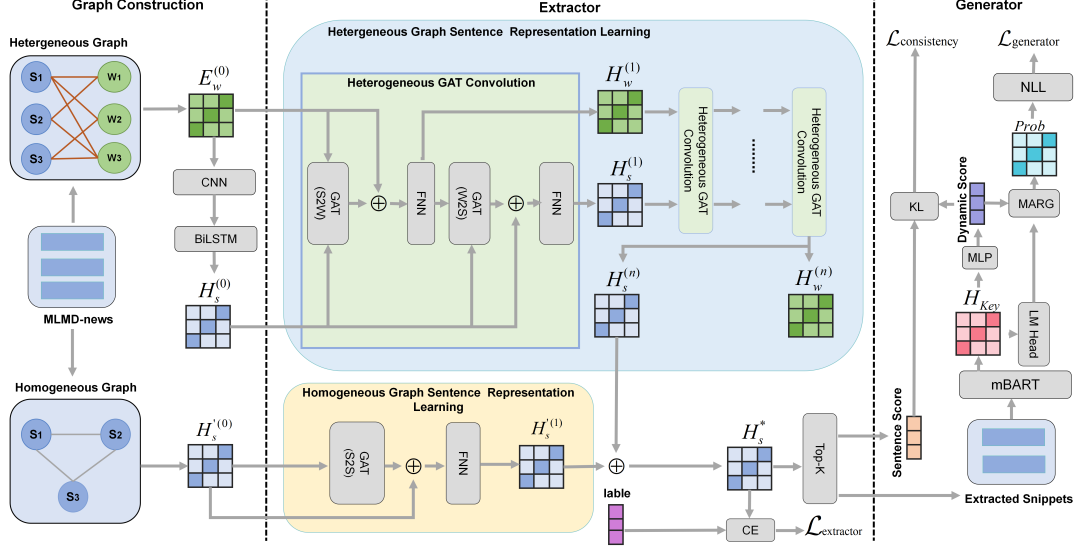


Figure 5: The framework of the extract-generate model involves three main components. In the Graph Construction, mixed-language source document clusters are constructed into both homogeneous and heterogeneous graphs. The Extractor extracts key sentences from the source document cluster, while the Generator generates a summary based on the sentences extracted by the Extractor.

notes the connections between sentences that share common words. Moreover, we refer to BERTSUM (Liu and Lapata, 2019) to obtain the initial representation of nodes  $H_s^{(0)}$ .

#### 4.1.2 Heterogeneous Graph Construction

Let  $G_2 = \{V_2, E_2\}$  denote a heterogeneous graph, where  $V_2$  is the set of nodes and  $E_2$  is the set of edges. In this graph, the nodes can be represented as  $V_2 = V_1 \cup V_w$ , where  $V_w = \{w_1, w_2, \dots, w_k\}$  is the set of words. The edges, denoted as  $E_2 = \{e_{1,1}, \dots, e_{1,k}, \dots, e_{n,1}, \dots, e_{n,k}\}$ , represent the connections between the  $i^{th}$  sentence and the  $j^{th}$  word, with edge weights determined by TF-IDF (Aizawa, 2003). We use mBERT’s vocabulary to initialize the representations of word node as  $H_w^{(0)}$ . To obtain the representations of sentence node, we first aggregate the representations of the word nodes associated with each sentence node to create the initial sentence representation. Next, we employ a convolutional neural network (CNN) to capture local information within the sentence. To extract sentence-level features, we apply a bidirectional long short-term memory (BiLSTM) network to capture contextual dependencies. Finally, by combining the outputs of the CNN and BiLSTM, we generate the representation of sentence node that encompasses both intra-sentence and inter-sentence information, denoted as  $H_s^{(0)}$ .

## 4.2 Extractor

In the extractor, we first perform sentence representation learning and then extract key sentences.

### 4.2.1 Sentence Representation Learning

Before extracting key sentences, we first use GAT (Graph Attention Network) (Veličković et al., 2017) and heterogeneous GAT (Wang et al., 2020) to learn sentence representations on the homogeneous and heterogeneous graphs, respectively.

In the homogeneous graph, we calculate the sentence representation  $H_s^{(1)}$  using the following formula:

$$\begin{aligned} U_{s \rightarrow s}^{(1)} &= \text{GAT}_{s2s}(H_s^{(0)}, H_s^{(0)}, H_s^{(0)}) \\ H_s^{(1)} &= \text{FNN}(H_s^{(0)} + U_{s \rightarrow s}^{(1)}) \end{aligned} \quad (1)$$

In the heterogeneous graph, we learn the sentence representation  $H_s^{(n)}$  through  $n$  iterations, where the iteration process at step  $t + 1$  is as follows:

$$\begin{aligned} U_{s \rightarrow w}^{(t+1)} &= \text{GAT}_{s2w}(H_w^{(t)}, H_s^{(t)}, H_s^{(t)}) \\ H_w^{(t+1)} &= \text{FNN}(H_w^{(t)} + U_{s \rightarrow w}^{(t+1)}) \\ U_{w \rightarrow s}^{(t+1)} &= \text{GAT}_{w2s}(H_s^{(t)}, H_w^{(t+1)}, H_w^{(t+1)}) \\ H_s^{(t+1)} &= \text{FNN}(H_s^{(t)} + U_{w \rightarrow s}^{(t+1)}) \end{aligned} \quad (2)$$

### 4.2.2 Extracting Key Sentences

To extract key sentences, we first concatenate the sentence representations obtained from the homogeneous graph sentence representation learning, which capture inter-sentence relationships, with the sentence representations obtained from the heterogeneous graph sentence representation learning, which capture intra-sentence relationships. This results in the final sentence representation that incorporates both inter-sentence and intra-sentence relationships. Then, we use top- $K$  selection to extract the *indices* and *scores* of the top- $K$  key sentences. The above process can be represented as follows:

$$\begin{aligned} H_s^* &= H_s^{(1)} \oplus H_s^{(n)} \\ \text{indices, score} &= \text{top-}K(H_s^*) \end{aligned} \quad (3)$$

Finally, we use these *indices* to locate key sentences, and combine them to form the key snippet  $X_{key}$ .

### 4.3 Generator

In the generator, we first input  $x \in X_{key}$  into mBART and obtain  $h_x^t$ , which is the model’s output before the final language model head. Then,  $h_x^t$  is fed into the final language model head and a multilayer perceptron (MLP) to obtain a generation probability  $P_\theta(y_t|x, y_{<t})$  and a dynamic weight  $P_\theta(x|X_{key}, y_{<t})$ , respectively. Here, the dynamic weight represents the probability of selecting  $x$  from  $X_{key}$  for summary generation. Therefore, the generation probability of the final summary  $y$  is calculated by marginalizing (MARG) as follows:

$$P_\theta(y|x, X_{key}) = \prod_{t=1}^T \sum_{x \in X_{key}} (P_\theta(y_t|x, y_{<t}) P_\theta(x|X_{key}, y_{<t})) \quad (4)$$

### 4.4 Loss

**Extractor Loss:** For the extractor, we use cross-entropy to measure the loss of key sentence extraction:

$$\mathcal{L}_{ext} = -(z \log(\hat{z}) + (1 - z) \log(1 - \hat{z})) \quad (5)$$

where  $\hat{z}$  is the predicted result, which can be computed using the *indices* from Eq.(3), and  $z$  is the true label. The calculation process is as follows: First, we use mBERT to represent all the sentences in the source document clusters and the

target summary. Then, we calculate the cosine similarity between these sentences and the target summary, and label the top- $K$  sentences with the highest similarity as key sentences.

**Generator Loss:** For the generator, we use the negative log-likelihood loss (NLL) to measure the loss:

$$\mathcal{L}_{gen} = -\log P_\theta(y|x, X_{key}) \quad (6)$$

**Consistency Loss:** The dynamic weight  $P_\theta(x|X_{key}, y_{<t})$  of generator represents the probability of selecting  $x$  from  $X_{key}$  at the  $t$ -th time step, essentially serving the same function as the extractor. Therefore, we adopt a KL divergence-based Consistency Loss proposed by Mao et al. (2021) to quantify the difference between the average dynamic weight and the extractor’s predicted scores:

$$\mathcal{L}_{con} = \text{KL}\left(\frac{1}{T} \sum_{t=1}^T (P_\theta(x|X_{key}, y_{<t})), \text{Softmax}(\text{score})\right) \quad (7)$$

**Total Loss:** The overall model loss can be defined as follows:

$$\mathcal{L}_{total} = \lambda_{ext} \mathcal{L}_{ext} + \lambda_{gen} \mathcal{L}_{gen} + \lambda_{con} \mathcal{L}_{con} \quad (8)$$

where  $\lambda_{ext}$ ,  $\lambda_{gen}$ , and  $\lambda_{con}$  are hyperparameters.

## 5 Experiments

In this section, we will introduce the baselines we used and present the implementation details.

### 5.1 Baselines

To benchmark the MLMD-news dataset, in addition to our proposed graph-based extractive-generative method, we also used the following baselines, which can be categorized into Extract-then-translate, Translate-then-extract, Abstractive models, LLM, and Extract-then-abstract.

**Extract-then-translate:** First, summaries are extracted from the source document cluster using classic extractive models such as Centroid (Radev et al., 2004), LexRank (Erkan and Radev, 2004), LexRank (Erkan and Radev, 2004), MMR (Carbonell and Goldstein, 1998), and TextRank (Mihalcea and Tarau, 2004), and then translated into the target language.

**Translate-then-extract:** First, the documents in the source document cluster are translated into the target language, and then summaries are extracted

using classic extractive models such as Centroid, LexRank, MMR, and TextRank.

**Abstractive models:** Use mT5 (Xue, 2020) and mBART (Tang et al., 2020), which have multi-language understanding and generation capabilities, to directly generate summaries from the source document cluster. If the input exceeds the model’s capacity, the excess parts will be truncated.

**LLM:** Use models such as GPT-3.5-turbo-16k<sup>1</sup>, GPT-4.0-turbo-32k<sup>1</sup>, Gemini-1.5-pro<sup>2</sup>, and Claude-2.1<sup>3</sup>, which have multi-language and long input capabilities, to directly generate summaries from the source document cluster.

**Extract-then-abstract:** First, use classic extractive models such as Centroid and TextRank to extract summaries from the source document cluster, and then generate the target summary using generative models like mT5 and mBART.

## 5.2 Implementation Details

In constructing the MLMD-news, the ROUGE-1 thresholds for French, German, and Spanish were set to 88.03, 87.05, and 89.25, respectively, based on the average ROUGE-1 scores for various language news. For the Graph-based Extract-Generate model, we set  $\lambda_{\text{ext}} = 1$ ,  $\lambda_{\text{gen}} = 0.1$ , and  $\lambda_{\text{con}} = 0.0001$ . The extractor’s learning rate was set to  $5 \times 10^{-6}$ , while the generator’s learning rate was  $5 \times 10^{-5}$ . The batch size was 8, and top- $K$  was set to 10. The ROUGE is calculated by pyrouge<sup>4</sup>. All experiments were conducted on NVIDIA L20 GPUs. In addition, the total number of parameters in Graph-based Extract-Generate model is about 800M.

## 5.3 Benchmark Experiments

In Table 2, we present the ROUGE scores for different methods on the MLMD-news dataset, and the following observations can be made:

- The ROUGE scores for the Extract-then-translate methods are quite low, which can be attributed to the limited support of classic extractive methods for mixed languages and the translation of extracted sentences.
- The ROUGE scores for the Translate-then-extract methods are higher than those for the

	<b>R-1</b>	<b>R-2</b>	<b>R-L</b>
<i>Extract-then-translate</i>			
Centroid	27.90	6.92	23.35
LexRank	28.61	7.30	24.27
MMR	24.07	5.61	20.23
TextRank	28.66	7.28	24.13
<i>Translate-then-extract</i>			
Centroid	29.16	7.64	23.60
LexRank	31.12	8.53	25.70
MMR	25.58	6.11	20.93
TextRank	30.18	8.04	24.55
<i>Abstractive models</i>			
mBART(1024)	36.84	8.13	32.22
mT5(1024)	33.21	6.26	27.43
<i>LLM</i>			
GPT-3.5-turbo-16k	34.36	8.88	30.74
GPT-4.0-turbo-32k	39.02	10.45	34.68
Gemini-1.5-pro	<b>40.79</b>	<b>12.05</b>	<b>36.59</b>
Claude-2.1	<u>40.51</u>	<u>11.67</u>	<u>36.16</u>
<i>Extract-then-abstract</i>			
TextRank-then-mBART	32.00	5.84	28.00
Centroid-then-mBART	32.76	5.70	28.71
TextRank-then-mT5	31.63	5.22	26.46
Centroid-then-mT5	31.39	5.21	26.25
<b>Our</b>	39.16	9.64	34.02

Table 2: The benchmark experimental results on the MLMD-news dataset.

Extract-then-translate methods, possibly because these classic extractive methods perform better with single-language input.

- Abstractive models show a significant advantage in ROUGE scores compared to the Extract-then-translate and Translate-then-extract methods, possibly because they possess strong multi-language understanding capabilities.
- The best and second-best results are achieved by LLMs, mainly due to their strong multi-language understanding and generation capabilities, as well as their ability to accept very long input documents.
- Aside from our proposed method, other Extract-then-abstract methods have lower ROUGE scores compared to Abstractive models. This suggests that inappropriate extraction may not only fail to enhance summarization performance but could also lead to poorer final results due to the loss of important information.
- The results indicate that our method addresses

<sup>1</sup><https://openai.com/>.

<sup>2</sup><https://gemini.google.com/>

<sup>3</sup><https://claude.ai/>

<sup>4</sup><https://github.com/andersjo/pyrouge>

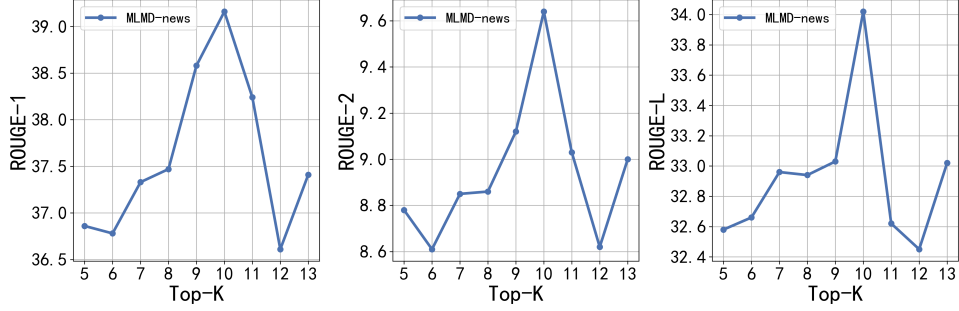


Figure 6: Parameter Sensitivity of top- $K$  on the ROUGE score.

	R-1	R-2	R-L
Our	39.16	9.64	34.02
w/o extractor	36.84	8.13	32.22
w/o generator	34.17	8.45	31.04
w/o consistency	38.81	9.41	33.85

Table 3: Ablation Study.

the above issues of other Extract-then-abstract methods and achieves performance close to that of LLMs, demonstrating the effectiveness of our method.

## 5.4 Ablation Study

In Table 3, we present the impact of different modules of our model on the MLMD-news dataset, including the extractor module, generator module, and consistency loss. When the extractor module is removed (i.e. w/o extractor), our method degenerates to mBART, resulting in decreases of 2.32%, 1.51%, and 1.8% in ROUGE-1, ROUGE-2, and ROUGE-L, respectively. This indicates that extracting key sentences significantly impacts the overall quality of the summary. When the generator module is removed (i.e. w/o generator), the extracted sentences are multi-language, and using machine translation to convert them into a summary, resulting in decreases of 4.99%, 1.19%, and 2.98% in ROUGE-1, ROUGE-2, and ROUGE-L, respectively. This indicates that the generator plays a crucial role in the overall quality of the summary. Finally, when the consistency loss module is removed (i.e. w/o consistency), ROUGE-1, ROUGE-2, and ROUGE-L decrease by 0.35%, 0.23%, and 0.17%, respectively. This suggests that consistency loss helps optimize the extraction quality of the extractor.

## 5.5 Parameter Sensitivity

We also explored the impact of extracting different numbers of key sentences (i.e., different  $K$  of top- $K$ ) on model performance in the MLMD-news dataset. As shown in Figure 6, the ROUGE score increases with the increase in  $K$ , reaching a peak at  $K = 10$ . However, when  $K$  exceeds 10, the ROUGE score begins to decline, possibly due to the introduction of noise information from including too many sentences.

## 6 Conclusion

In this paper, we constructed the first mixed-language multi-document news summarization dataset (MLMD-news) and proposed a graph-based extract-generate model specifically designed for the MLMD news summarization task. We conducted benchmark tests on the MLMD-news dataset, evaluating our proposed method along with advanced methods such as LLM. Additionally, we have publicly released the dataset and code, hoping to foster further development in the MLMD news summarization area.

## Limitations

Although our method demonstrates significant performance advantages in the mixed-language multi-document summarization task, due to the limitations of GPU performance, we set the maximum number of sentence extractions (top- $K$ ) in our experiments to 13. Increasing the top- $K$  value further might improve the model’s optimal performance, but this hypothesis has yet to be validated. Moreover, the mixed-language dataset we constructed currently primarily includes resource-rich languages such as German and English, with a limited number of languages involved. Future work could extend to more languages, especially



low-resource ones, to further verify the method’s applicability and generalization capability.

## Ethical Considerations

Our MLMD-news dataset is built on the publicly available multi-document summarization dataset Multi-News, through translation and filtering processes. During the construction of the dataset, we strictly adhered to academic ethical guidelines, respected data privacy and related rights, and ensured that the use of the data complied with ethical standards. At the same time, we implemented rigorous procedures and standards to guarantee the transparency and reliability of data processing, thus supporting credible research outcomes.

## References

- Josh Achiam, Steven Adler, Sandhini Agarwal, Lama Ahmad, Ilge Akkaya, Florencia Leoni Aleman, Diogo Almeida, Janko Altenschmidt, Sam Altman, Shyamal Anadkat, et al. 2023. Gpt-4 technical report. *arXiv preprint arXiv:2303.08774*.
- Akiko Aizawa. 2003. An information-theoretic perspective of tf-idf measures. *Information Processing & Management*, 39(1):45–65.
- Florian Boudin, Stéphane Huet, and Juan-Manuel Torres-Moreno. 2011. A graph-based approach to cross-language multi-document summarization. *Polybits*, (43):113–118.
- Yuang Cai and Yuyu Yuan. 2024. Car-transformer: Cross-attention reinforcement transformer for cross-lingual summarization. In *Proceedings of the AAAI Conference on Artificial Intelligence*, volume 38, pages 17718–17726.
- Jaime Carbonell and Jade Goldstein. 1998. The use of mmr, diversity-based reranking for reordering documents and producing summaries. In *Proceedings of the 21st annual international ACM SIGIR conference on Research and development in information retrieval*, pages 335–336.
- Asli Celikyilmaz and Dilek Hakkani-Tur. 2010. A hybrid hierarchical model for multi-document summarization. In *Proceedings of the 48th Annual Meeting of the Association for Computational Linguistics*, pages 815–824.
- Günes Erkan and Dragomir R Radev. 2004. Lexrank: Graph-based lexical centrality as salience in text summarization. *Journal of artificial intelligence research*, 22:457–479.
- Luciano Floridi and Massimo Chiriatti. 2020. Gpt-3: Its nature, scope, limits, and consequences. *Minds and Machines*, 30:681–694.
- Giacomo Frisoni, Paolo Italiani, Stefano Salvatori, and Gianluca Moro. 2023. Cogito ergo summ: abstractive summarization of biomedical papers via semantic parsing graphs and consistency rewards. In *Proceedings of the AAAI conference on artificial intelligence*, volume 37, pages 12781–12789.
- Alireza Ghadimi and Hamid Beigy. 2022. Hybrid multi-document summarization using pre-trained language models. *Expert Systems with Applications*, 192:116292.
- George Giannakopoulos. 2013. Multi-document multilingual summarization and evaluation tracks in acl 2013 multiling workshop. In *Proceedings of the multiling 2013 workshop on multilingual multi-document summarization*, pages 20–28.
- Aria Haghighi and Lucy Vanderwende. 2009. Exploring content models for multi-document summarization. In *Proceedings of human language technologies: The 2009 annual conference of the North American Chapter of the Association for Computational Linguistics*, pages 362–370.
- Hanqi Jin and Xiaojun Wan. 2020. Abstractive multi-document summarization via joint learning with single-document summarization. In *Findings of the Association for Computational Linguistics: EMNLP 2020*, pages 2545–2554.
- Akanksha Joshi, Eduardo Fidalgo, Enrique Alegre, and Laura Fernández-Robles. 2023. Deepsumm: Exploiting topic models and sequence to sequence networks for extractive text summarization. *Expert Systems with Applications*, 211:118442.
- Thang Le. 2024. Cross-lingual summarization with pseudo-label regularization. In *Findings of the Association for Computational Linguistics: NAACL 2024*, pages 4644–4677.
- Elvys Linhares Pontes, Stéphane Huet, Juan-Manuel Torres-Moreno, and Andréa Carneiro Linhares. 2018. Cross-language text summarization using sentence and multi-sentence compression. In *Natural Language Processing and Information Systems: 23rd International Conference on Applications of Natural Language to Information Systems, NLDB 2018, Paris, France, June 13-15, 2018, Proceedings 23*, pages 467–479. Springer.
- Marina Litvak and Mark Last. 2008. Graph-based keyword extraction for single-document summarization. In *Coling 2008: Proceedings of the workshop multi-source multilingual information extraction and summarization*, pages 17–24.
- Shuaiqi Liu, Jiannong Cao, Ruosong Yang, and Zhiyuan Wen. 2021. Highlight-transformer: Leveraging key phrase aware attention to improve abstractive multi-document summarization. In *Findings of the Association for Computational Linguistics: ACL-IJCNLP 2021*, pages 5021–5027.

- Yang Liu and Mirella Lapata. 2019. Text summarization with pretrained encoders. *arXiv preprint arXiv:1908.08345*.
- Ziming Mao, Chen Henry Wu, Ansong Ni, Yusen Zhang, Rui Zhang, Tao Yu, Budhaditya Deb, Chengguang Zhu, Ahmed H Awadallah, and Dragomir Radev. 2021. Dyle: Dynamic latent extraction for abstractive long-input summarization. *arXiv preprint arXiv:2110.08168*.
- Laura Mascarell, Ribin Chalumattu, and Julien Heitmann. 2023. Entropy-based sampling for abstractive multi-document summarization in low-resource settings. In *16th International Natural Language Generation Conference (INGL 2023)*.
- Jian-Ping Mei and Lihui Chen. 2012. Sumcr: A new subtopic-based extractive approach for text summarization. *Knowledge and information systems*, 31:527–545.
- Rada Mihalcea and Paul Tarau. 2004. TextRank: Bringing order into text. In *Proceedings of the 2004 conference on empirical methods in natural language processing*, pages 404–411.
- Paul Over and James Yen. 2004. An introduction to duc-2004. *National Institute of Standards and Technology*.
- Dragomir R Radev, Hongyan Jing, Małgorzata Styś, and Daniel Tam. 2004. Centroid-based summarization of multiple documents. *Information Processing & Management*, 40(6):919–938.
- Yun-Zhu Song, Yi-Syuan Chen, and Hong-Han Shuai. 2022. Improving multi-document summarization through referenced flexible extraction with credit-awareness. *arXiv preprint arXiv:2205.01889*.
- Krysta Svore, Lucy Vanderwende, and Christopher Burges. 2007. Enhancing single-document summarization by combining ranknet and third-party sources. In *Proceedings of the 2007 joint conference on empirical methods in natural language processing and computational natural language learning (EMNLP-CoNLL)*, pages 448–457.
- Yuqing Tang, Chau Tran, Xian Li, Peng-Jen Chen, Naman Goyal, Vishrav Chaudhary, Jiatao Gu, and Angela Fan. 2020. Multilingual translation with extensible multilingual pretraining and finetuning. *arXiv preprint arXiv:2008.00401*.
- Petar Veličković, Guillem Cucurull, Arantxa Casanova, Adriana Romero, Pietro Lio, and Yoshua Bengio. 2017. Graph attention networks. *arXiv preprint arXiv:1710.10903*.
- XiaoJun Wan. 2011. Using bilingual information for cross-language document summarization. In *Proceedings of the 49th Annual Meeting of the Association for Computational Linguistics: Human Language Technologies*, pages 1546–1555.
- XiaoJun Wan, Ziqiang Cao, Furu Wei, Sujian Li, and Ming Zhou. 2015. Multi-document summarization via discriminative summary reranking. *arXiv preprint arXiv:1507.02062*.
- XiaoJun Wan, Huiying Li, and Jianguo Xiao. 2010. Cross-language document summarization based on machine translation quality prediction. In *Proceedings of the 48th Annual Meeting of the Association for Computational Linguistics*, pages 917–926.
- XiaoJun Wan, Fuli Luo, Xue Sun, Songfang Huang, and Jin-ge Yao. 2019. Cross-language document summarization via extraction and ranking of multiple summaries. *Knowledge and Information Systems*, 58:481–499.
- Danqing Wang, Pengfei Liu, Yining Zheng, Xipeng Qiu, and Xuanjing Huang. 2020. Heterogeneous graph neural networks for extractive document summarization. *arXiv preprint arXiv:2004.12393*.
- Dingding Wang, Shenghuo Zhu, Tao Li, and Yihong Gong. 2009. Multi-document summarization using sentence-based topic models. In *Proceedings of the ACL-IJCNLP 2009 conference short papers*, pages 297–300.
- L Xue. 2020. mt5: A massively multilingual pre-trained text-to-text transformer. *arXiv preprint arXiv:2010.11934*.
- Michihiro Yasunaga, Rui Zhang, Kshitijh Meelu, Ayush Pareek, Krishnan Srinivasan, and Dragomir Radev. 2017. Graph-based neural multi-document summarization. *arXiv preprint arXiv:1706.06681*.
- Junnan Zhu, Qian Wang, Yining Wang, Yu Zhou, Jiajun Zhang, Shaonan Wang, and Chengqing Zong. 2019. NCLS: Neural cross-lingual summarization. In *Proceedings of the 2019 Conference on Empirical Methods in Natural Language Processing and the 9th International Joint Conference on Natural Language Processing (EMNLP-IJCNLP)*, pages 3054–3064, Hong Kong, China. Association for Computational Linguistics.
- Markus Zopf. 2018. Auto-hmnds: Automatic construction of a large heterogeneous multilingual multi-document summarization corpus. In *Proceedings of the Eleventh International Conference on Language Resources and Evaluation (LREC 2018)*.