

# Online Statistical Inference for Time-varying Sample-averaged Q-learning

Saunak Kumar Panda, Yisha Xiang, and Ruiqi Liu

## Abstract

Reinforcement learning (RL) has emerged as a key approach for training agents in complex and uncertain environments. Incorporating statistical inference in RL algorithms is essential for understanding and managing uncertainty in model performance. This paper introduces a time-varying batch-averaged Q-learning algorithm, termed sample-averaged Q-learning, which improves upon traditional single-sample Q-learning by aggregating samples of rewards and next states to better account for data variability and uncertainty. We leverage the functional central limit theorem (FCLT) to establish a novel framework that provides insights into the asymptotic normality of the sample-averaged algorithm under mild conditions. Additionally, we develop a random scaling method for interval estimation, enabling the construction of confidence intervals without requiring extra hyperparameters. Numerical experiments conducted on classic OpenAI Gym environments show that the time-varying sample-averaged Q-learning method consistently outperforms both single-sample and constant-batch Q-learning methods, achieving superior accuracy while maintaining comparable learning speeds.

## Index Terms

Reinforcement Learning (RL), Statistical Inference, Asymptotic Normality, Random Scaling

## I. INTRODUCTION

Reinforcement learning (RL) has emerged as a powerful tool for training agents in complex and uncertain environments [26], [2]. However, integrating statistical inference techniques into RL is crucial for understanding the uncertainty associated with model performance and preparing RL algorithms for real-world deployment. This need arises from the stochastic nature of RL environments, where uncertainty can stem from sensor noise, unobservable states, or the agent's interactions with the environment [15], [22]. Statistical inference (SI) enhances decision-making under uncertainty by providing confidence intervals that define the range within which a parameter is likely to fall. This quantification of uncertainty is essential for making informed decisions and is applicable across various fields, including RL.

Confidence interval estimation is vital in RL as it offers insights into the reliability and precision of learned parameters, such as Q-values. In environments characterized by noisy data and high variability, confidence intervals help quantify the uncertainty surrounding these estimates. For example, in finance, confidence interval estimation in RL can be particularly valuable when developing trading algorithms. Consider an RL agent optimizing a stock trading strategy. The agent updates its Q-values based on historical returns and market movements, which are often noisy and volatile. Confidence intervals around these Q-values can indicate the uncertainty in expected future returns, allowing the agent to evaluate the reliability of its trading policy. Wide confidence intervals may signal high uncertainty in return estimates, prompting the agent to adopt more conservative or exploratory strategies. Conversely, narrow confidence intervals suggest greater confidence in the strategy's effectiveness, guiding the agent toward more decisive trading actions. By incorporating confidence intervals, RL applications gain enhanced insights into the reliability of learned parameters, leading to more accurate and precise model evaluations and predictions.

Traditional methods often employ the central limit theorem (CLT) to analyze algorithms under i.i.d. noise, offering valuable insights into their asymptotic behavior and performance bounds. Under fairly broad conditions, a CLT for stochastic approximation algorithms, specifically temporal-difference (TD) algorithms, characterizes their limiting variance as demonstrated by Konda [16], and Devraj and Meyn [10]. The CLT has been instrumental in understanding the performance of RL algorithms in i.i.d. noise environments, helping to establish convergence properties and error rates.

Saunak Kumar Panda and Yisha Xiang are both with University of Houston, Houston, TX, USA.  
Ruiqi Liu is with Texas Tech University, Lubbock, TX, USA.

Building on this foundation, a promising area of research in interval estimation has been the application of the functional central limit theorem (FCLT) to Q-learning and other RL methods. The FCLT provides a theoretical basis for the normality of certain functionals of random processes, offering a novel perspective on the statistical properties of Q-learning and similar algorithms [3], [9]. Applying FCLT results to Q-learning can enhance our understanding of its convergence behavior and uncertainty quantification.

Although there has been work on confidence interval estimation for Q-learning and other algorithms using the last iterate or final learned values [4], [13], [5], the sample-averaged version of Q-learning has not been thoroughly explored. In many stochastic environments, sample-averaged RL algorithms can be quite beneficial. For instance, in financial trading, averaging rewards and state transitions can lead to more accurate predictions of market movements, thereby improving trading strategies. In robotics, where environments are often stochastic, averaging the rewards and transitions can result in more robust policy learning. Similarly, in game playing, this sample-averaging approach can facilitate a clearer evaluation of different strategies, ultimately leading to faster convergence to optimal policies.

Inspired by previous works [28], [20], this paper leverages the FCLT to improve statistical inference in reinforcement learning, focusing on a sample-averaged Q-learning algorithm. We utilize the random-scaling method, introduced by Lee et al. [17], to effectively handle complex asymptotic covariance matrices. This method constructs a covariance-like matrix from the trajectory of partial sums of iterates, facilitating robust statistical inference. It is particularly efficient for large datasets and resilient to variations in tuning parameters. Our contributions can be summarized as follows:

- 1) We introduce a time-varying batch average Q-learning algorithm, termed sample-averaged Q-learning, and prove that the proposed iterate achieves asymptotic normality under mild conditions. Unlike standard results for SGD and vanilla Q-learning, which exhibit root- $T$  consistency, our estimator converges at a rate of  $\frac{T}{\sqrt{\sum_{t=1}^T B_t^{-1}}}$ , where  $B_t$  represents the sizes of the sample batches. This result is a generalization from traditional single-sample Q-learning to the sample-averaged framework. Our proof involves advanced techniques, including iterate error decomposition and partial sum decomposition of sample-averaged iterates.
- 2) We develop a random scaling method for interval estimation that facilitates the construction of valid confidence intervals without relying on additional hyperparameters or the estimation of asymptotic variance. By incorporating a batch-scheduling parameter into our FCLT result, we derive different distributions with corresponding critical values based on this parameter.

The remainder of this paper is organized as follows. Section 2 provides a review of existing statistical inference approaches in the literature. In Section 3, we introduce Q-learning within the framework of stochastic approximation (SA) and propose the sample-averaged Q-learning algorithm. Section 4 presents the main FCLT result for the proposed sample-averaged Q-learning algorithm, along with the online inference procedure using random scaling. It also extends the theoretical result to the linear function approximation (LFA) version of the proposed algorithm. Numerical experiments in various RL environments are presented in Section 5 to demonstrate the performance and accuracy of the proposed method compared to the single-sample Q-learning algorithm. We provide several preliminary and main lemmas, along with all proof details in the appendix.

## II. RELATED WORKS

In this section, we review existing literature on online learning algorithms, with a focus on statistical inference procedures and the development of confidence intervals. We examine various methods that address different types of data dependence and compare them to our current work. Algorithms such as stochastic gradient descent (SGD) and RL approaches such as Q-learning require accurate statistical inference methods to quantify uncertainty and ensure reliable parameter estimation.

Li et al. [18] introduce a statistical inference framework leveraging SGD's asymptotic properties and convergence results, offering a cost-effective method for parameter inference compared to bootstrapping. Su and Zhu [25] propose hierarchical incremental gradient descent (HIGrad), which improves parallelization capabilities over traditional SGD due to its flexible tree structure. For online decision-making applications, Chen et al. [6] propose a method using asymptotic normality to construct confidence intervals for decision rules in SGD, while Chen et al. [8] extend this to advanced decision rules, enhancing applicability in dynamic environments. Lee et al. [17] introduce an FCLT-based technique for SGD, demonstrating robustness through simulation.

Bootstrapping constructs confidence intervals by resampling data with replacement, directly estimating parameter uncertainty from the data distribution. Fang et al. [12] introduce online bootstrap confidence intervals for SGD estimators, addressing parameter learning uncertainty. Kleiner et al. [14] develop scalable bootstrap methods for

large datasets and SGD applications, reducing traditional computational overhead. Ramprasad et al. [23] propose an online bootstrap inference method for policy evaluation in RL, adapting to non-i.i.d. and temporally correlated data.

Batch-means and plug-in estimators offer alternative approaches for estimating parameter uncertainty in stochastic gradient descent (SGD). Batch-means techniques reduce variance by dividing the SGD samples into batches, then averaging the results to obtain more stable estimates of uncertainty. In contrast, plug-in estimators directly substitute parameter estimates into theoretical statistical formulas, often leveraging asymptotic properties or the structure of the model. These methods are commonly used to compute key quantities such as standard errors and confidence intervals, providing valuable insight into the reliability of the estimated parameters. Chen et al. [7] propose a comprehensive framework involving batch-means and plug-in estimators for SGD, demonstrating that plug-in estimators achieve faster convergence, while batch-means require less storage and computation. For RL algorithms like Q-learning, complex covariance matrices pose challenges for plug-in methods. Zhu and Dong [29] adapt batch-means to construct asymptotically valid confidence regions, incorporating a process-level FCLT.

Our work differentiates itself from these approaches in several key ways. Although similar to [17] in employing FCLT, we focus on a sample-averaged Q-learning algorithm, addressing the complexities of Markovian data dependence, which separates our work from existing SGD-focused methods. Unlike conventional bootstrapping methods which may be computationally intensive, our sample-averaged approach utilizes FCLT with random scaling, offering a robust theoretical framework and potentially reducing computational overhead. Moreover, while batch-means methods like those of Zhu and Dong [29] handle varying batch sizes, our approach extends this by incorporating a time-varying batch-size parameter, enhancing generalizability and applicability. Our work also builds on previous studies applying FCLT to RL algorithms, such as Li et al. [19] and Xie and Zhang [27], by proposing a varying step-size sample-averaged Q-learning algorithm and offering a more generalized FCLT result that broadens applicability.

### III. PROBLEM SETUP

RL algorithms often rely on the action-value function, or Q-function, as a critical modeling element. The Q-value for any state  $s \in \mathcal{S}$  and action  $a$  under a given policy  $\pi$  denoted as  $Q^\pi(s, a)$ , quantifies the expected cumulative reward starting from state  $s$ , taking action  $a$ , and subsequently following policy  $\pi$ . Mathematically, the Q-value is expressed as:

$$Q^\pi(s, a) = \mathbb{E} \left[ r_t + \gamma r_{t+1} + \gamma^2 r_{t+2} + \dots \mid s_t = s, a_t = a; \pi \right]$$

where  $r_t$  is the reward obtained at time step  $t$ ,  $s_t$  and  $a_t$  are the state and action at time step  $t$  respectively, and  $\gamma$  is the discount factor. Building on this, the Bellman optimality operator,  $\mathcal{T}$ , is defined as:

$$\mathcal{T}Q(s, a) = R(s, a) + \gamma \mathbb{E}_{S' \sim P(\cdot | s, a)} \max_{a'} Q(S', a')$$

where  $R(s, a) \in \mathbb{R}^{\mathcal{S} \times \mathcal{A}}$  is the reward,  $S' \in \mathcal{S}$  represents the next state and the expectation  $\mathbb{E}[\cdot]$  is taken over the possible next states  $S'$  and rewards  $R$ . This leads us to consider the following root-finding problem in the framework of stochastic approximation:

$$\mathbb{E}\{Q(s, a) - \mathcal{T}Q(s, a)\} = 0. \quad (\text{III.1})$$

The above equation holds if and only if  $Q(s, a) = Q^*(s, a) \in \mathbb{R}^{\mathcal{S} \times \mathcal{A}}$  for each state  $s \in \mathcal{S}$  and action  $a \in \mathcal{A}$ , where  $Q^*(s, a)$  is the optimal Q-values for each  $s \in \mathcal{S}, a \in \mathcal{A}$ .

To solve for the optimal Q-values, one effective method is Q-learning, a widely used model-free, off-policy RL algorithm. The update rule for Q-learning, which is applied iteratively, is given by:

$$Q(s, a) \leftarrow (1 - \eta) Q(s, a) + \eta \left( R(s, a) + \gamma \max_a Q(s', a) \right)$$

where  $\eta$  represents the learning rate or step size. This iterative process allows the algorithm to converge toward the optimal Q-values, enabling the agent to learn the best policy through trial-and-error interactions with the environment.

In many applications, averaging over a sequence of i.i.d rewards and next states could potentially accelerate the convergence of RL algorithms. By averaging, we reduce the variance in our estimates, which could lead to more stable and reliable estimates of the expected rewards and future Q-values. Consider the scenario where we have a sequence of i.i.d. observations  $\{(r_i, s'_i), i = 1, 2, \dots\}$  given state action pair  $(s, a)$ . We generate  $(S_t, A_t) \sim \mu$  at

the  $t$ -step, we generate  $B_t$  rewards  $R_{t,1}(S_t, A_t), \dots, R_{t,B_t}(S_t, A_t)$  and the associate next states  $S'_{t,1}, \dots, S'_{t,B_t}$ . We consider dividing them into several batches. We define  $\mathbb{E}_\mu$  as the conditional expectation conditioned on  $(S_t, A_t)$ , denoted by  $\mathbb{E}\{\cdot | (S_t, A_t)\}$ . This batching and averaging method enhances the learning process by leveraging multiple samples, leading to more accurate and less noisy updates. This technique is particularly useful in scenarios where the variability of rewards and transitions can impede efficient learning.

For simplicity, we define  $D = |\mathcal{S} \times \mathcal{A}| = SA$ , and use matrices  $\mathbf{Q}_t, \mathbf{Q}^*, \bar{\mathbf{Q}}_t \in \mathbb{R}^D$  to denote the evaluations of the functions  $Q_t, Q^*, \bar{Q}_t$  respectively. To estimate  $\mathbf{Q}^*$ , the sample-averaged Q-learning update is given by:

$$\mathbf{Q}_{t+1}(S_t, A_t) = \mathbf{Q}_t(S_t, A_t) - \eta_t \hat{H}_t(\mathbf{Q}_t(S_t, A_t)), \quad (\text{III.2})$$

where,

$$\hat{H}_t(\mathbf{Q}_t(S_t, A_t)) = \mathbf{Q}_t(S_t, A_t) - \hat{\mathcal{T}}_{t+1}(\mathbf{Q}_t)(S_t, A_t) \quad (\text{III.3})$$

and,

$$\hat{\mathcal{T}}_{t+1}(\mathbf{Q}_t)(S_t, A_t) = \frac{1}{B_t} \sum_{i=1}^{B_t} R_{t,i}(S_t, A_t) + \frac{\gamma}{B_t} \sum_{i=1}^{B_t} \max_{a'_i} \mathbf{Q}_t(S'_{t,i}, a'_i).$$

In particular, when  $B_t = 1$ , the update reduces to single-sample Q-learning. Recall that the Bellman operator  $\mathcal{T}$  is defined as

$$\mathcal{T}(\mathbf{Q})(S_t, A_t) = \mathbb{E}\{R(S_t, A_t)\} + \gamma \mathbb{E}_{S'_t \sim P(\cdot | S_t, A_t)} \max_{a'_t} \mathbf{Q}(S'_t, a'_t).$$

Clearly,  $\hat{\mathcal{T}}_t$  is an unbiased estimate of  $\mathcal{T}$ .

#### IV. ASYMPTOTIC RESULTS

In this section, we delve into the asymptotic properties of the sample-averaged Q-learning algorithm. Specifically, we establish a general FCLT result based on the batch size. Moreover, we develop a random scaling approach for interval estimation.

##### A. Functional Central Limit Theorem (FCLT) for Sample-averaged Q-learning

In this subsection, we establish our main result, which is a general FCLT result for the sample-averaged Q-learning. First, we express the expected value of  $\hat{H}_t(\mathbf{Q}_t(S_t, A_t))$  as

$$H(\mathbf{Q}_t)(S_t, A_t) = \mathbb{E}_\mu \left\{ \hat{H}_t(\mathbf{Q}_t(S_t, A_t)) \right\} = \mathbf{Q}_t - \mathbf{R} - \gamma \mathbf{M}(\mathbf{Q}_t),$$

where,

$$\begin{aligned} \mathbf{R} &= \mathbb{E}_\mu \{R(S_t, A_t)\}, \\ \mathbf{M}(\mathbf{Q}_t) &= \mathbb{E}_\mu \left\{ \mathbb{E}_{S'_t \sim P(\cdot | S_t, A_t)} \max_{a'_t} \mathbf{Q}_t(S'_t, a'_t) \right\}. \end{aligned}$$

We also define the matrix  $\mathbf{G} = I - \gamma \mathbf{P} \mathbf{\Pi} \mathbf{\Pi}^*$ , where:

- $\mathbf{P} \in \mathbb{R}^{D \times D}$  is the transition matrix representing the probability transition kernel  $P$ ,
- $\mathbf{\Pi} \mathbf{\Pi}^* \in \mathbb{R}^{D \times D}$  is a projection matrix associated with a given policy  $\pi$ .

We begin our analysis by presenting two key assumptions necessary for our FCLT result. These assumptions are standard in the stochastic approximation literature and are not overly restrictive.

**Assumption A1.** *The following reward and regularity conditions are satisfied.*

- 1) (Uniformly bounded reward). *The random reward  $R$  is non-negative and uniformly bounded, i.e.,  $0 \leq R(s, a) \leq 1$  a.s. for all  $(s, a) \in \mathcal{S} \times \mathcal{A}$ .*
- 2) *The largest eigenvalue  $\lambda_{\max}$  of the matrix  $\mathbf{P} \mathbf{\Pi} \mathbf{\Pi}^*$  satisfies  $\lambda_{\max}(\mathbf{P} \mathbf{\Pi} \mathbf{\Pi}^*) < \frac{1}{\gamma}$ , where  $\gamma$  is the discount factor.*

**Assumption A2.** *The following rate conditions are satisfied.*

- 1) *The learning rate satisfies  $\eta_t = \eta t^{-\rho}$  for some  $\eta > 0$  and  $\rho \in (1/2, 1)$ .*
- 2) *The batch size  $B_t$  satisfies  $B_t = B \lceil t^\beta \rceil$  for some  $\beta \in [0, 2\rho - 1)$  and some positive integer  $B$ .*

The conditions in Assumption **A1** are closely related to the existing works. For example, the uniform boundedness condition for all random rewards in Assumption **A1**(i) is a standard requirement in SA literature [27], [19]. Assumption **A1** (ii) is a regularity condition required to keep the matrix  $\mathbf{G}$  positive definite, which is commonly imposed in SA literature. Assumption **A2** specifies some rate conditions on the step-size and batch-size of the model. Assumption **A2**(i) requires that the step size decays at a sufficiently slow rate, which is required for asymptotic normality [27], [19]. The learning rates satisfy  $\sum_{t=1}^{\infty} \eta_t = \infty$  and  $\sum_{t=1}^{\infty} \eta_t^2 < \infty$ , which was widely used in literature. Assumption **A2**(ii) requires that the batch size should be increasing and diverging, but cannot grow too fast.

We now present the FCLT for sample-averaged Q-learning under the same conditions. We define the standardized partial sum processes associated with  $\{\mathbf{Q}\}_{t \geq 0}$  as,

$$\widehat{M}(r) = \frac{1}{\sqrt{\sum_{t=1}^{\lceil rT \rceil} B_t^{-1}}} \sum_{t=1}^{\lceil rT \rceil} (\mathbf{Q}_t - \mathbf{Q}^*),$$

where,  $r \in [0, 1]$  is the fraction of the data used to compute the partial-sum process and  $\lceil \cdot \rceil$  returns the smallest integer larger than or equal to the input number.

**Theorem 1.** *Suppose that Assumptions A1 and A2 are satisfied. Then it follows that*

$$\widehat{M}(r) \Rightarrow (1 - \beta)^{1/2} \Omega^{1/2} \int_0^r u^{-\beta/2} dM(u). \quad (\text{IV.1})$$

Specifically for  $\beta = 0$ , we obtain the following result

$$\widehat{M}(r) \Rightarrow \Omega^{1/2} M(r). \quad (\text{IV.2})$$

Here,  $\Rightarrow$  stands for the weak convergence in  $C^D[0, 1]$ ,  $M$  is a vector of  $D$  independent standard Wiener processes on  $[0, 1]$ ,  $\beta$  is specified in Assumption **A2**, and  $\Omega = \mathbf{G}^{-1} \Sigma \mathbf{G}^{-1}$  where  $\Sigma$  is defined in the appendix, and  $\mathbf{G}$  is as defined in the beginning of the section. For ease of notation, we denote

$$M_\beta(r) := (1 - \beta)^{1/2} \int_0^r u^{-\beta/2} dM(u).$$

So, Theorem 1 can be rewritten as

$$\widehat{M}(r) \Rightarrow \Omega^{1/2} M_\beta(r)$$

Theorem 1 can be viewed as a generalization of Donsker's theorem [11] to sample-averaged Q-learning iterates. Donsker's theorem is a fundamental result in probability theory, stating that the empirical distribution function of a sample of independent, identically distributed random variables converges in distribution to a Brownian bridge. Donsker's theorem provides the foundation for FCLTs in various contexts. The result in Theorem 1 can be viewed as a generalization from traditional single-sample Q-learning to the sample-averaged framework. It provides a general FCLT result for various values of the batch schedule parameter  $\beta$ . Specifically, for  $\beta = 0$ , the distribution converges to the standard result,  $\Omega^{1/2} M(r)$ , where  $M(r)$  is a vector of  $D$  independent standard Wiener processes on  $[0, 1]$ , aligning with previous works [19].

Our FCLT result for the sample-averaged Q-learning is novel; Theorem 1 differentiates from earlier FCLT results [4], [5] in two main aspects. Firstly, it generalizes Donsker's theorem for sample-averaged Q-learning and can be adapted for varying temporally-changing batch sizes. Secondly, it addresses the partial-sum process  $\widehat{M}(r)$ , explicitly formulating the asymptotic variance  $\Omega$ . To prove our proposed FCLT, we use iterate error decomposition and partial sum decomposition of our sample-averaged iterates. The proof sketch of the same is provided in the next subsection.

1) *Proof Sketch:* We highlight our key contributions through this proof sketch for Theorem 1. The full proof of Theorem 1 is provided in Appendix A.

Let  $\Delta_t = \mathbf{Q}_t - \mathbf{Q}^*$  and the noise term  $\zeta_t = \widehat{H}_t(\mathbf{Q}_t(S_t, A_t)) - H(\mathbf{Q}_t)$ . By the iteration formula in III.2, we have

$$\Delta_t = \Delta_{t-1} - \eta_t \left( H(\mathbf{Q}_{t-1}) + \zeta_t \right)$$

By adding and subtracting  $\eta_t \mathbf{G} \Delta_{t-1}$ , we obtain

$$\begin{aligned} \Delta_t &= \Delta_{t-1} - \eta_t \mathbf{G} \Delta_{t-1} - \eta_t \zeta_t - \eta_t \left( H(\mathbf{Q}_{t-1}) - \mathbf{G} \Delta_{t-1} \right) \\ &= (I - \eta_t \mathbf{G}) \Delta_{t-1} - \eta_t \zeta_t - \eta_t \left( H(\mathbf{Q}_{t-1}) - \mathbf{G} \Delta_{t-1} \right) \end{aligned}$$

Expanding the error term up to  $\Delta_0$  and taking the weighted average of  $\Delta_t$ , we simplify to obtain

$$\begin{aligned}
 \sum_{t=1}^{\lceil rT \rceil} \Delta_t &= \sum_{t=1}^{\lceil rT \rceil} \left( \prod_{j=1}^t (I - \eta_j \mathbf{G}) \right) \Delta_0 + \sum_{t=1}^{\lceil rT \rceil} \sum_{j=1}^t \left( \prod_{i=j+1}^t (I - \eta_i \mathbf{G}) \right) \eta_j \zeta_j \\
 &\quad + \sum_{t=1}^{\lceil rT \rceil} \sum_{j=1}^t \left( \prod_{i=j+1}^t (I - \eta_i \mathbf{G}) \right) \eta_j \left( H(\theta_{j-1}) - \mathbf{G} \Delta_{j-1} \right) \\
 &= \underbrace{\sum_{t=1}^{\lceil rT \rceil} \left( \prod_{j=1}^t (I - \eta_j \mathbf{G}) \right) \Delta_0}_{S_1(r)} + \underbrace{\sum_{j=1}^{\lceil rT \rceil} \left( \sum_{t=j}^{\lceil rT \rceil} \prod_{i=j+1}^t (I - \eta_i \mathbf{G}) \right) \eta_j \zeta_j}_{S_2(r)} \\
 &\quad + \underbrace{\sum_{j=1}^{\lceil rT \rceil} \left( \sum_{t=j}^T \prod_{i=j+1}^t (I - \eta_i \mathbf{G}) \right) \eta_j \left( H(\theta_{j-1}) - \mathbf{G} \Delta_{j-1} \right)}_{S_3(r)}
 \end{aligned}$$

where the definitions of  $S_i(r)$ 's are clear from the context. We establish the overall asymptotic normality of the sum by proving the following claims:

**Claim 1:** Under Assumptions **A1** and **A2**, for  $r \in [0, 1]$ , the following holds:

$$\sup_{r \in [0, 1]} \|S_1(r)\| \leq \infty \quad \text{and} \quad \sup_{r \in [0, 1]} \|S_3(r)\| \leq \infty \quad (\text{IV.3})$$

**Claim 2:** Under Assumptions **A1** and **A2**, the following holds:

$$S_2(r) \Rightarrow \Omega^{1/2} M_\beta(r). \quad (\text{IV.4})$$

While Claim 1 can be easily proved, proving Claim 2, which demonstrates the asymptotic normality of the term  $S_2(r)$ , presents two main challenges. Firstly, it is inherently challenging to show that  $S_2(r)$  converges to asymptotic normality due to the weighted sum of martingale differences in  $S_2(r)$ . We achieve this in two steps, first by showing that  $S_2(r)$  is asymptotically equivalent to the term  $\sum_{j=1}^{\lceil rT \rceil} \mathbf{G}^{-1} \zeta_j$  and then showing that the average of the latter term is asymptotically normal. We achieve the former step by bounding

$$\sup_{r \in [0, 1]} \left\| \sum_{j=1}^{\lceil rT \rceil} \left[ \sum_{t=j}^{\lceil rT \rceil} \prod_{i=j+1}^t (I - \eta_i \mathbf{G}) \right] \eta_j \zeta_j - \sum_{j=1}^{\lceil rT \rceil} \mathbf{G}^{-1} \zeta_j \right\|,$$

where we employ Burkholder's inequality and other inequalities to simplify the same. Secondly, both steps have additional challenges since we're dealing with varying sample-averaged iterates.

A direct consequence of Theorem 1 with  $r = 1$  is the asymptotic distribution of the sample-averaged estimator via averaging, which is summarized as the following corollary.

**Corollary 1.** *Under the uniform bounded reward assumption, it follows that*

$$\frac{T}{\sqrt{\sum_{t=1}^T B_t^{-1}}} (\bar{\mathbf{Q}}_T - \mathbf{Q}^*) \xrightarrow{\mathbb{L}} N(0, \Omega)$$

Corollary 1 establishes the asymptotic normality of the estimator  $\bar{\mathbf{Q}}_T$ . Noting that there are total  $N = \sum_{t=1}^T B_t$  observations used after  $T$  iterations, by Corollary 1, we can quantify the asymptotic covariance of  $\bar{\mathbf{Q}}_T$  by

$$\text{Var} \left( \sqrt{N} \bar{\mathbf{Q}}_T \right) \approx N \frac{\sum_{t=1}^T B_t^{-1}}{T^2} \Omega = \frac{\sum_{t=1}^T B_t \sum_{t=1}^T B_t^{-1}}{T^2} \Omega.$$

and it can be verified that for  $B_t$  defined in Assumption **A2**, the estimator is root-N consistent.

### B. Online inference via Random Scaling

In this section, we propose an online algorithm for constructing a confidence interval for  $\mathbf{Q}^*$  based on Theorem 1. With the FCLT established for the proposed algorithm, we utilize the random scaling method for inference. Originally developed for time series regression and recently adapted for stochastic gradient descent (SGD) inference [17], the random scaling method constructs a covariance-like matrix using the entire trajectory of the partial sums of iterates. In this context, we apply the random scaling technique to studentize the partial sum of sample-averaged iterates  $\widehat{M}(r)$ . Before proceeding with the application, we introduce the random scaling quantity.

$$\widehat{D}_T = \frac{1}{T} \sum_{s=1}^T \left\{ \frac{1}{m_T} \sum_{t=1}^s (\mathbf{Q}_t - \bar{\mathbf{Q}}_T) \right\} \left\{ \frac{1}{m_T} \sum_{t=1}^s (\mathbf{Q}_t - \bar{\mathbf{Q}}_T) \right\}^\top.$$

where  $m_T = \sqrt{\sum_{t=1}^T B_t^{-1}}$ . It can be verified that  $\widehat{M}(1) = T m_T^{-1} (\bar{\mathbf{Q}}_T - \mathbf{Q}^*)$  and

$$\widehat{D}_T = \int_0^1 (\widehat{M}(r) - r\widehat{M}(1))(\widehat{M}(r) - r\widehat{M}(1))^\top dr.$$

As a consequence of the continuous mapping theorem and Theorem 1, we obtain the following result, which can be easily proved, and the proof is provided in appendix B.

**Theorem 2.** *Under our bounded reward assumption, it holds that*

$$\widehat{M}(1)\widehat{D}_T^{-1}\widehat{M}(1)^\top \xrightarrow{\mathbb{L}} M_\beta(1) \left\{ \int_0^1 \bar{M}_\beta(r)\bar{M}_\beta^\top(r)dr \right\}^{-1} M_\beta^\top(1).$$

Here  $M_\beta(r)$  is  $d$ -dimensional generalized Brownian motion on  $[0, 1]$ , and  $\bar{M}_\beta(r) = M_\beta(r) - rM_\beta(1)$ . As a consequence, it follows that

$$\widehat{\kappa} = \frac{\widehat{M}(1)}{\sqrt{\widehat{D}_{T,jj}}} \xrightarrow{\mathbb{L}} \frac{M_{1,\beta}(1)}{\left( \int_0^1 \{M_{1,\beta}(r) - rM_{1,\beta}(1)\}^2 dr \right)^{1/2}} := \kappa_\beta.$$

Here  $\bar{Q}_{T,j}, \mathbf{Q}_j^*$  are the  $j$ -th entry of  $\bar{\mathbf{Q}}_T, \mathbf{Q}^*$ ,  $\widehat{D}_{T,jj}$  is the  $j$ -th diagonal element of  $\widehat{D}_T$ , and  $M_{1,\beta}(r)$  is a one-dimensional generalized Brownian motion.

Theorem 2 shows that we can construct a statistic  $\widehat{\kappa}$  that is asymptotically pivotal. Theorem 2 enables us to carry out statistical inference for  $\mathbf{Q}^*$ . As a consequence, we can construct a  $(1 - \alpha) \times 100\%$ -level confidence interval for  $\mathbf{Q}_j^*$  as follows:

$$\bar{Q}_{T,j} \pm \kappa_{\beta,\alpha/2} \frac{m_T}{T} \sqrt{\widehat{D}_{T,jj}}. \quad (\text{IV.5})$$

Here,  $\kappa_{\beta,\alpha/2}$  represents the upper  $\alpha/2$  quantile of the random variable  $\kappa_\beta$ . As established by Abadir and Paruolo [1],  $\kappa_\beta$  follows a mixed normal distribution that is symmetric around zero. We compute the critical values for  $\kappa_\beta$ , as defined in Equation IV.5, through simulations. Specifically, we approximate the standard Wiener process using normalized sums of i.i.d.  $N(0, 1)$  pseudo-random deviates, with 1,000 steps, 50,000 replications, and an initial seed of 1,000 for the random number generator. Table I presents the asymptotic critical values for  $\kappa_\beta$  for various  $\beta$  values. The appendix D provides the sampling distribution plots for all the  $\beta$  values.

TABLE I: Asymptotic critical values for  $\kappa_\beta$  for various  $\beta$  values

$\beta$	1.0%	2.5%	5.0%	10.0%	50.0%	90.0%	95.0%	97.5%	99.0%
0	-8.581	-6.785	-5.335	-3.894	0.000	3.894	5.335	6.785	8.581
0.2	-8.393	-6.628	-5.197	-3.820	0.000	3.820	5.197	6.628	8.393
0.3	-8.149	-6.482	-5.101	-3.746	0.000	3.746	5.101	6.482	8.149
0.5	-7.593	-6.013	-4.751	-3.539	0.000	3.539	4.751	6.013	7.593

It is important to highlight the advantages of random scaling over traditional inference methods like plug-in and batch-means. Traditional estimators rely on the CLT and require the estimation of an asymptotic covariance matrix, which can introduce error and additional hyper-parameters, affecting efficiency and accuracy. In contrast,

random scaling directly studentizes the partial sum to create a pivotal statistic. This approach eliminates the need for variance matrix estimation and avoids extra hyper-parameters, leading to greater accuracy and robustness compared to traditional methods.

In the following section, we explore the asymptotic behavior of the sample-averaged Q-learning iterate, presenting a novel generalized FCLT result and demonstrating its asymptotic normality. Additionally, we introduce a random scaling method for constructing confidence intervals for the Q-values of our sample-averaged iterates.

## V. NUMERICAL EXPERIMENTS

In this section, we evaluate the performance of sample-averaged Q-learning compared to vanilla Q-learning, where the latter represents a special case of sample-averaged Q-learning with  $B = 1$  and  $\beta = 0$ , across some classic OpenAI Gym environments. Confidence intervals (CIs) are constructed using the random scaling (RS) method. In all experiments, immediate rewards at each grid or bucket are perturbed with Gaussian noise  $\mathcal{N}(0, \sigma^2)$ , where  $\sigma = 2$ . We assess both the constant batch and time-varying forms of sample-averaged Q-learning ( $\beta = 0.2, 0.3, 0.5$ ) against vanilla Q-learning based on two criteria: coverage rates for  $Q^*$  and confidence interval widths. The true  $Q^*$  is obtained from Q-learning in both deterministic/stochastic reward settings. Hyperparameters for each experiment are specified individually, aiming for a nominal coverage rate of 95%.

### A. Cliffwalking environment

We consider the cliffwalking environment, which a  $4 \times 12$  grid used in reinforcement learning to test algorithmic performance. Each grid cell represents a state, defined by coordinates (row, column), with the start at (3, 0) and the goal at (3, 11). The agent can move in four directions: up, down, left, and right. It receives a reward of -1 for each move, -100 for falling off the cliff (cells (3, 1) to (3, 10), which sends it back to the start), and 0 for reaching the goal. The agent aims to reach the goal state from the start, avoiding the cliff and minimizing cumulative negative rewards, which illustrates the balance of exploration and exploitation in a hazardous setting. We run simulations for 100 timesteps over 10,000 episodes, starting with a learning rate of  $\eta = 1$  and decaying it with a schedule factor  $\rho = 0.67$ .

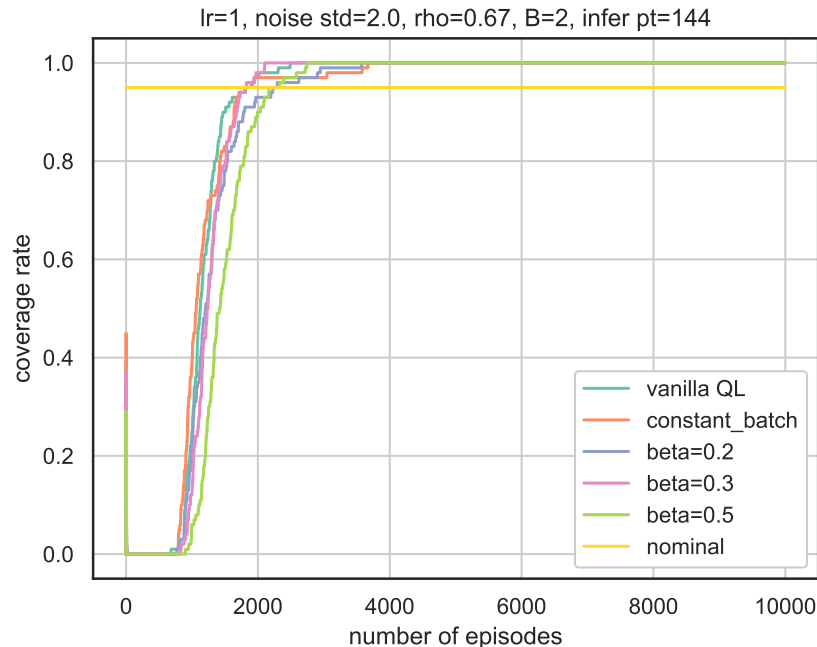


Fig. 1: Coverage rate for all methods for  $Q^*$  for cliffwalking



TABLE II: Statistical Inference of Q-learning for Cliffwalking

		Algorithm	$\beta$	Final Batch $B_T$	$n = 2000$	$n = 5000$	$n = 10000$
$\eta = 1, \rho = 0.67, \sigma = 2$							
Cov. for $Q^*$ (%)	Vanilla QL		0	1	97.0 (10.89)	100.0 (8.29)	100.0 (5.96)
			0	2	97.0 (7.44)	100.0 (5.69)	100.0 (4.09)
	Sample-averaged QL		0.2	6	93.0 (4.75)	100.0 (3.68)	100.0 (2.66)
			0.3	8	98.0 (4.10)	100.0 (3.13)	100.0(2.25)
			0.5	20	90.0 (3.20)	100.0 (2.43)	100.0 (1.75)
CI Width	Vanilla QL		0	1	144.2	109.7	78.9
			0	2	100.3	76.7	55.1
	Sample-averaged QL		0.2	6	62.8	48.7	35.2
			0.3	8	53.1	40.4	29.1
			0.5	20	38.5	29.3	21.1

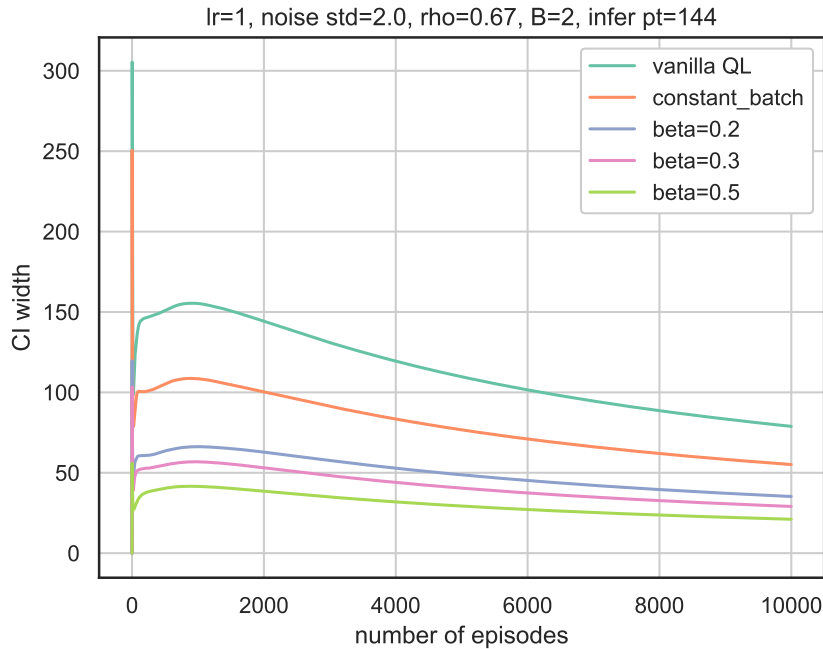


Fig. 2: Confidence Interval width for all methods for cliffwalking

The coverage rates and CI widths, with standard errors in brackets, for various Q-learning methods at a randomly selected state-action pair are presented in Table II, with trends illustrated in Figures 1 and 2. The results show that the coverage rates for time-varying sample-averaged Q-learning methods are comparable to those of single-sample Q-learning, with the highest coverage rate observed for  $\beta = 0.3$ . However, the CI widths (and standard errors) for both single-sample and constant sample-averaged Q-learning methods are significantly larger across episodes compared to the time-varying sample-averaged methods. Notably, the Q-learning algorithm with  $\beta = 0.5$  exhibits the smallest CI width, indicating that the time-varying methods achieve higher accuracy and similar coverage rates compared to vanilla single-sample Q-learning.

### B. Frozenlake

We consider asynchronous Q-learning in the Frozen Lake environment, addressing both non-slippery and slippery cases. The environment features a 4x4 grid, with each cell representing a state categorized as start “S”, goal “G”, frozen “F”, or hole “H”. The agent’s objective is to navigate from the start state “S” to the goal state “G”, avoiding holes “H”, which terminate the episode with a reward of 0. At each step, the agent can choose from four actions: move left, right, up, or down. Reaching the goal state “G” rewards the agent with +1, while all other movements yield a reward of 0. In the non-slippery version, the agent’s actions are deterministic, with no probability of unintended movement. Conversely, in the slippery version, movements are stochastic, introducing a probability of slipping and

moving in an unintended direction, which makes the environment more challenging. We run simulations for 100 timesteps over 20,000 episodes, starting with a learning rate of  $\eta = 1$  and decaying it with a schedule factor  $\rho = 0.67$ .

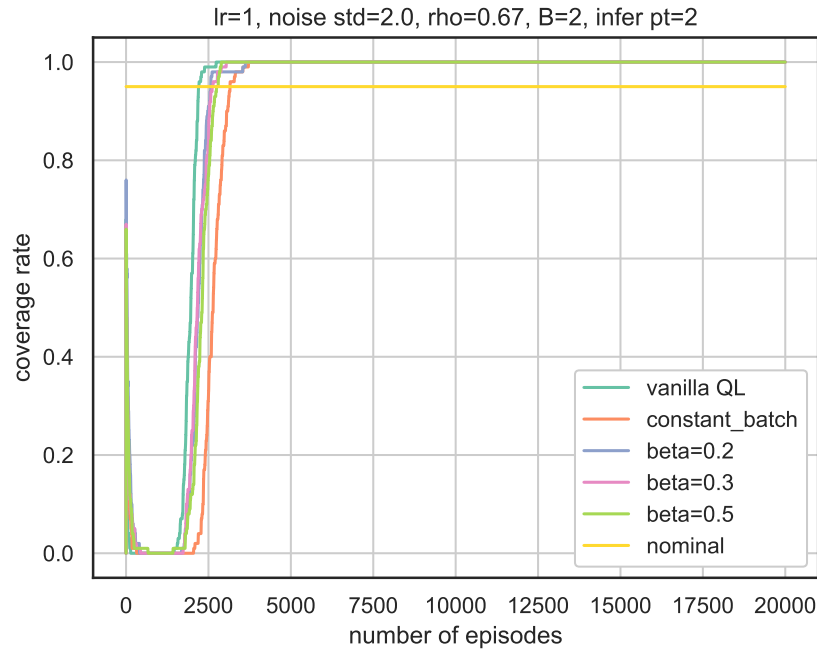


Fig. 3: Coverage rate for all methods for  $Q^*$  for frozenlake (non-slippery)

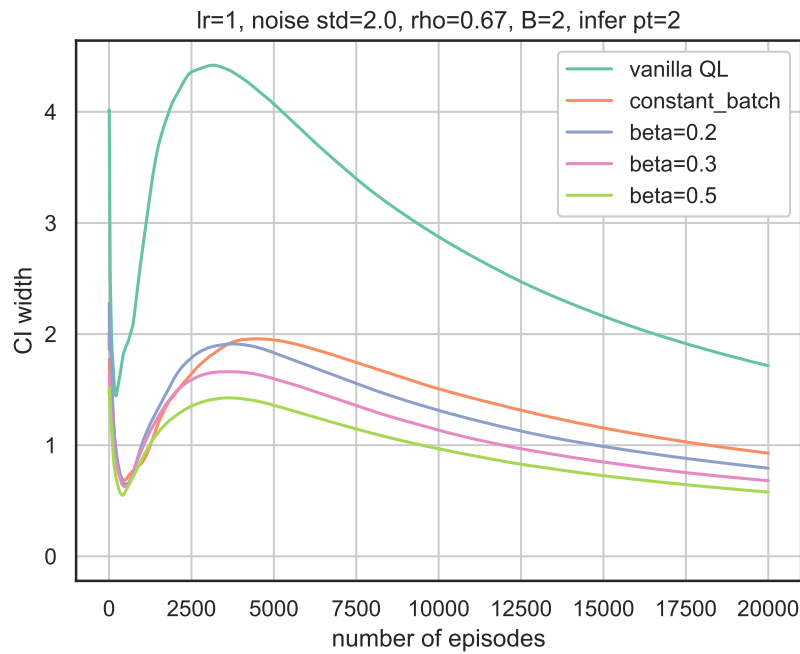


Fig. 4: Confidence Interval width for all methods for frozenlake (non-slippery)

TABLE III: Statistical Inference of Q-learning for Frozenlake (non-slippery)

Algorithm		$\beta$	Batch $B_T$	$n = 2000$	$n = 5000$	$n = 10000$
$\eta = 1, \rho = 0.67, \sigma = 2$						
Cov. for $Q^*$ (%)	Vanilla QL	0	1	100.0 (0.31)	100.0 (0.22)	100.0 (0.13)
		0	2	100.0 (0.14)	100.0 (0.11)	100.0 (0.07)
	Sample-averaged QL	0.2	6	100.0 (0.14)	100.0 (0.10)	100.0 (0.06)
		0.3	8	100.0 (0.12)	100.0 (0.09)	100.0 (0.05)
		0.5	20	100.0 (0.11)	100.0 (0.08)	100.0 (0.05)
CI Width	Vanilla QL	0	1	4.1	2.9	1.7
		0	2	1.9	1.5	0.9
	Sample-averaged QL	0.2	6	1.8	1.3	0.8
		0.3	8	1.6	1.1	0.7
		0.5	20	1.4	0.9	0.6

1) *Non-slippery*: Table III shows that the coverage rates for all methods exceed the nominal rate early in the learning process. By around the 2500th episode, Figure 3 reveals that vanilla Q-learning and time-varying sample-averaged variants exhibit comparable performance, while the constant-batch sample-averaged method requires slightly more episodes to reach nominal values. The CI widths (and standard errors) for the sample-averaged methods are significantly lower than those for single-sample Q-learning, with  $\beta = 0.5$  yielding the smallest CI widths across episodes, as seen in Figure 4 and Table III. These results highlight the improved accuracy of the sample-averaged approach in the non-slippery FrozenLake environment.

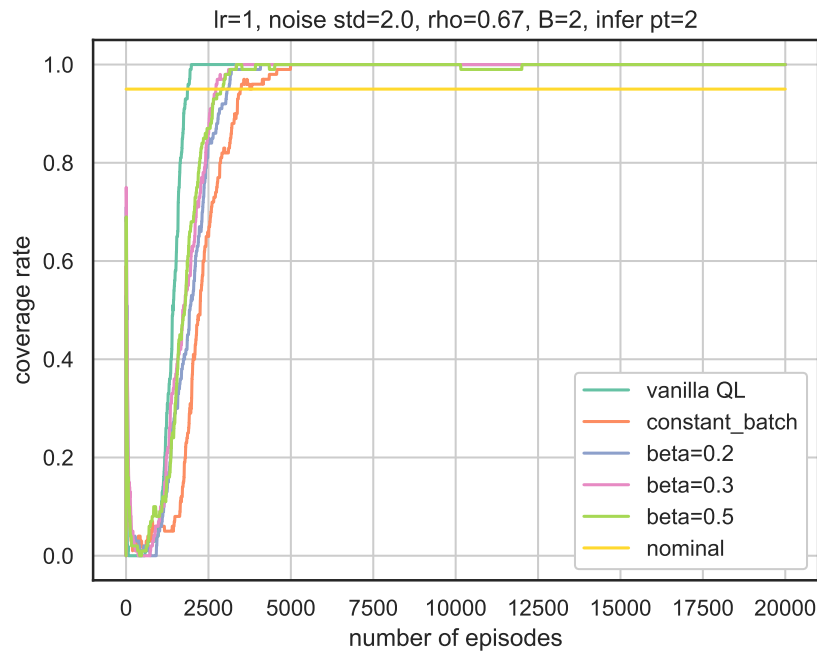
Fig. 5: Coverage rate for all methods for  $Q^*$  for frozenlake (slippery)

TABLE IV: Statistical Inference of Q-learning for Frozenlake (slippery)

Algorithm		$\beta$	Batch $B_T$	$n = 2000$	$n = 5000$	$n = 10000$
$\eta = 1, \rho = 0.67, \sigma = 2$						
Cov. for $Q^*$ (%)	Vanilla QL	0	1	100.0 (0.15)	100.0 (0.10)	100.0 (0.06)
		0	2	100.0 (0.06)	100.0 (0.05)	100.0 (0.04)
	Sample-averaged QL	0.2	6	100.0 (0.06)	100.0 (0.05)	100.0 (0.03)
		0.3	8	100.0 (0.06)	100.0 (0.04)	100.0 (0.03)
		0.5	20	100.0 (0.05)	100.0 (0.04)	100.0 (0.02)
CI Width	Vanilla QL	0	1	2.0	1.3	0.8
		0	2	0.9	0.7	0.5
	Sample-averaged QL	0.2	6	0.8	0.6	0.4
		0.3	8	0.8	0.6	0.4
		0.5	20	0.6	0.4	0.3

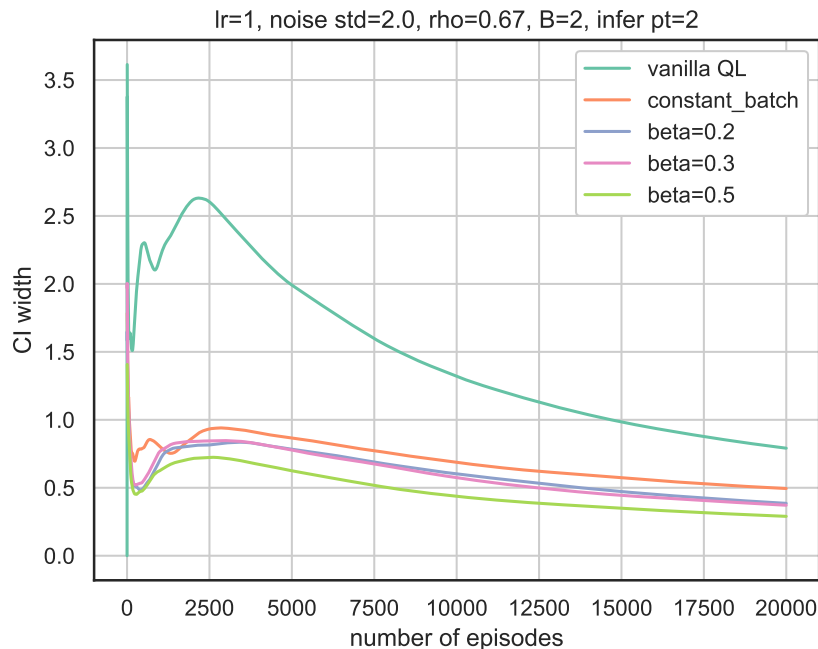


Fig. 6: Confidence Interval width for all methods for frozenlake (slippery)

2) *Slippery*: Lastly, we evaluate performance in a more stochastic version of the FrozenLake environment, where transitions are non-deterministic. Similar trends to the deterministic case are observed, as shown in Table IV and Figures 5 and 6. Notably, the time-varying sample-averaged Q-learning algorithm with  $\beta = 0.5$  consistently achieves the lowest CI width values across episodes.

## VI. CONCLUSION

In this paper, we introduce a time-varying batch-averaged Q-learning algorithm, termed sample-averaged Q-learning. By leveraging the functional central limit theorem (FCLT), we establish a novel sample-averaged framework to account for uncertainty in data arising from different sources. We prove that the proposed algorithm achieves asymptotic normality under mild conditions and demonstrate that our estimator converges at a rate of  $\frac{T}{\sqrt{\sum_{t=1}^T B_t^{-1}}}$ , contrasting with the root- $T$  consistency typically observed in SGD and vanilla Q-learning. Additionally, we devise a random scaling method for interval estimation, deriving  $\kappa_\beta$  distributions with critical values tied to the batch-scheduling parameter  $\beta$ . We evaluate the inference performance of single-sample and sample-averaged Q-learning on classic RL environments from OpenAI Gym. The results consistently show that time-varying sample-averaged Q-learning outperforms both single-sample and constant-batch Q-learning in accuracy, while maintaining comparable learning speeds and achieving above-nominal performance.

We propose a tabular sample-averaged Q-learning algorithm that achieves higher inference accuracy than the single-sample version. However, tabular methods face limitations in environments with continuous or large state-action spaces due to the curse of dimensionality. A promising direction for future work is to extend the theoretical FCLT results to the Linear Function Approximation (LFA) variant of sample-averaged Q-learning and establish asymptotic normality for the LFA estimates, evaluating its performance in deep RL settings. Additionally, applying the asymptotic variance derived in this study to mean-variance risk-sensitive RL could provide insights into accuracy and performance improvements in risk-sensitive scenarios.

#### APPENDIX

We present the proof of Theorem 1, the FCLT for the proposed sample-averaged Q-learning algorithm in this section.

##### A. Proof of Theorem 1

Let  $\Delta_t = \mathbf{Q}_t - \mathbf{Q}^*$  and the noise term  $\zeta_t = \widehat{H}_t(\mathbf{Q}_t(S_t, A_t)) - H(\mathbf{Q}_t)$ . By the iteration formula in III.2, we have

$$\begin{aligned}\Delta_t &= \Delta_{t-1} - \eta_t \left( H(\mathbf{Q}_{t-1}) + \zeta_t \right) \\ &= \Delta_{t-1} - \eta_t H(\mathbf{Q}_{t-1}) - \eta_t \zeta_t\end{aligned}$$

By adding and subtracting  $\eta_t \mathbf{G} \Delta_{t-1}$ , we obtain

$$\begin{aligned}&= \Delta_{t-1} - \eta_t \mathbf{G} \Delta_{t-1} - \eta_t \zeta_t - \eta_t \left( H(\mathbf{Q}_{t-1}) - \mathbf{G} \Delta_{t-1} \right) \\ &= (I - \eta_t \mathbf{G}) \Delta_{t-1} - \eta_t \zeta_t - \eta_t \left( H(\mathbf{Q}_{t-1}) - \mathbf{G} \Delta_{t-1} \right)\end{aligned}$$

Expanding the error term till  $\Delta_0$  and simplifying, we get

$$\begin{aligned}&= \left( \prod_{j=1}^t (I - \eta_j \mathbf{G}) \right) \Delta_0 + \sum_{j=1}^t \left( \prod_{i=j+1}^t (I - \eta_i \mathbf{G}) \right) \eta_j \zeta_j \\ &\quad + \sum_{j=1}^t \left( \prod_{i=j+1}^t (I - \eta_i \mathbf{G}) \right) \eta_j \left( H(\mathbf{Q}_{j-1}) - \mathbf{G} \Delta_{j-1} \right).\end{aligned}$$

Taking the weighted average of the error term  $\Delta_t$  and simplifying, we show

$$\begin{aligned}\sum_{t=1}^{\lceil rT \rceil} \Delta_t &= \sum_{t=1}^{\lceil rT \rceil} \left( \prod_{j=1}^t (I - \eta_j \mathbf{G}) \right) \Delta_0 + \sum_{t=1}^{\lceil rT \rceil} \sum_{j=1}^t \left( \prod_{i=j+1}^t (I - \eta_i \mathbf{G}) \right) \eta_j \zeta_j \\ &\quad + \sum_{t=1}^{\lceil rT \rceil} \sum_{j=1}^t \left( \prod_{i=j+1}^t (I - \eta_i \mathbf{G}) \right) \eta_j \left( H(\theta_{j-1}) - \mathbf{G} \Delta_{j-1} \right) \\ &= \underbrace{\sum_{t=1}^{\lceil rT \rceil} \left( \prod_{j=1}^t (I - \eta_j \mathbf{G}) \right) \Delta_0}_{S_1(r)} + \underbrace{\sum_{j=1}^{\lceil rT \rceil} \left( \sum_{t=j}^{\lceil rT \rceil} \prod_{i=j+1}^t (I - \eta_i \mathbf{G}) \right) \eta_j \zeta_j}_{S_2(r)} \\ &\quad + \underbrace{\sum_{j=1}^{\lceil rT \rceil} \left( \sum_{t=j}^{\lceil rT \rceil} \prod_{i=j+1}^t (I - \eta_i \mathbf{G}) \right) \eta_j \left( H(\theta_{j-1}) - \mathbf{G} \Delta_{j-1} \right)}_{S_3(r)} \\ &:= S_1(r) + S_2(r) + S_3(r),\end{aligned}$$

where the definitions of  $S_i(r)$ 's are clear from the context. We establish the overall asymptotic normality of the sum by proving the claims listed in Section IV.

**Claim 1:** Under Assumptions **A1** and **A2**, for  $r \in [0, 1]$ , the following holds:

$$\sup_{r \in [0,1]} \|S_1(r)\| \leq \infty \quad \text{and} \quad \sup_{r \in [0,1]} \|S_3(r)\| \leq \infty$$

*Proof.* For the term  $S_1(r)$ , direct examination leads to

$$\begin{aligned} \sup_{r \in [0,1]} \|S_1(r)\| &\leq \sum_{t=1}^T \left\| \prod_{j=1}^t (I - \eta_j \mathbf{G}) \right\| \|\Delta_0\| \stackrel{(i)}{\leq} \sum_{t=1}^T \exp\left(-c \sum_{j=1}^t j^{-\rho}\right) \\ &\asymp \sum_{t=1}^T \exp(-ct^{-\rho+1}) \\ &\asymp \int_1^T \exp(-ct^{-\rho+1}) \\ &\leq \int_1^\infty \exp(-ct^{-\rho+1}) < \infty. \end{aligned} \tag{A.1}$$

Here (i) is due to Lemma **A.6**. Similarly, we have

$$\begin{aligned} \sup_{r \in [0,1]} \|S_3(r)\| &\leq \sum_{j=1}^T \left\| \sum_{t=j}^T \prod_{i=j+1}^t (I - \eta_i \mathbf{G}) \eta_j \right\| \|H(\mathbf{Q}_{j-1}) - \mathbf{G}\Delta_{j-1}\| \\ &\stackrel{(i)}{\leq} K \sum_{j=1}^T \|H(\mathbf{Q}_{j-1}) - \mathbf{G}\Delta_{j-1}\| \\ &\stackrel{(ii)}{\leq} K \sum_{j=1}^T \|\Delta_{j-1}\|^2 \\ &\stackrel{(iii)}{=} O_P\left(\sum_{j=1}^T \eta_t\right) = O_P(T^{-\rho+1}) \stackrel{(iv)}{=} o_P\left(\sqrt{\sum_{j=1}^T B_j^{-1}}\right). \end{aligned} \tag{A.2}$$

Here (i) follows from Lemma **A.6**, (ii) is from Lemma **A.2**, (iii) is due to Lemma **A.11**, and (iv) is according to the rate conditions in Assumption **A2** and  $2\rho - \beta > 1$ .

Combining the bounds in (A.1) and (A.2), we show that  $S_1(r)$  and  $S_3(r)$  are uniformly bounded over  $r \in [0, 1]$ .  $\square$

**Claim 2:** Under Assumptions **A1** and **A2**, the following holds:

$$S_2(r) \Rightarrow \Omega^{1/2} M_\beta(r).$$

For the  $S_2(r)$  term, we first prove that it is asymptotically equivalent to the term  $\sum_{j=1}^{\lceil rT \rceil} \mathbf{G}^{-1} \zeta_j$  and then show that the latter term divided by the square root of the batch sum  $\left(\sum_{j=1}^T B_j^{-1}\right)$  is asymptotically normal.

**Claim 2.1:** Under Assumptions **A1** and **A2**, we demonstrate that

$$\sup_{r \in [0,1]} \left\| \sum_{j=1}^{\lceil rT \rceil} \left[ \sum_{t=j}^{\lceil rT \rceil} \prod_{i=j+1}^t (I - \eta_i \mathbf{G}) \right] \eta_j \zeta_j - \sum_{j=1}^{\lceil rT \rceil} \mathbf{G}^{-1} \zeta_j \right\| = o_P\left(\sqrt{\sum_{j=1}^T B_j^{-1}}\right)$$

*Proof.* Let us define matrices:

$$\begin{aligned} D_j^j &= I, \\ D_j^t &= (I - \gamma_{t-1} \mathbf{G}) D_j^{t-1} = \dots = \prod_{k=j}^{t-1} (I - \gamma_k \mathbf{G}) \quad \text{for } t \geq j, \\ \bar{D}_j^t &= \gamma_{j-1} \sum_{i=j}^{t-1} D_j^i = \gamma_{j-1} \sum_{i=j}^{t-1} \prod_{k=j}^{i-1} (I - \gamma_k \mathbf{G}). \end{aligned}$$

Noting that:

$$\eta_j \sum_{t=j}^{\lceil rT \rceil} \prod_{i=j+1}^t (I - \eta_i \mathbf{G}) = \eta_j \sum_{t=j}^{\lceil rT \rceil} D_{j+1}^{t+1} = \eta_j \sum_{i=j+1}^{\lceil rT \rceil+1} D_{j+1}^i = D_{j+1}^{\lceil rT \rceil+2},$$

it follows that:

$$\begin{aligned} \left\| \sum_{j=1}^{\lceil rT \rceil} \left[ \sum_{t=j}^{\lceil rT \rceil} \prod_{i=j+1}^t (I - \eta_i \mathbf{G}) \right] \eta_j \zeta_j - \sum_{j=1}^{\lceil rT \rceil} \mathbf{G}^{-1} \zeta_j \right\| &= \left\| \sum_{j=1}^{\lceil rT \rceil} D_{j+1}^{\lceil rT \rceil+2} \zeta_j - \sum_{j=1}^{\lceil rT \rceil} \mathbf{G}^{-1} \zeta_j \right\| \\ &\leq \left\| \sum_{j=1}^{\lceil rT \rceil} (D_{j+1}^{\lceil rT \rceil+2} - \mathbf{G}^{-1}) \zeta_j \right\| \\ &:= S(r). \end{aligned}$$

Here, the definition of  $S(r)$  is clear from the context. In the following, we will bound  $\sup_{r \in [0,1]} S(r)$ . Let  $v_{s,j} = \bar{D}_{j+1}^{s+2} - \mathbf{G}^{-1}$ , and we have:

$$\mathbb{E} \left\{ \sup_{r \in [0,1]} S^{2m}(r) \right\} = \mathbb{E} \left\{ \sup_{r \in [0,1]} \left\| \sum_{j=1}^{\lceil rT \rceil} v_{\lceil rT \rceil, j} \zeta_j \right\|^{2m} \right\} \leq \sum_{s=1}^T \mathbb{E} \left\{ \left\| \sum_{j=1}^s v_{s,j} \zeta_j \right\|^{2m} \right\} = \sum_{s=1}^T \mathbb{E} (\|U_s\|^{2m}), \quad (\text{A.3})$$

where  $U_s := \sum_{j=1}^s v_{s,j} \zeta_j$  is a martingale. By direct examination, we have:

$$\mathbb{E} (\|U_s\|^{2m}) = \mathbb{E} \left\{ \left\| \sum_{j=1}^s v_{s,j} \zeta_j \right\|^{2m} \right\} \stackrel{(i)}{\leq} K \mathbb{E} \left\{ \left( \sum_{j=1}^s \|v_{s,j} \zeta_j\|^2 \right)^m \right\} = K \sum_{j_1, \dots, j_m=1}^s \mathbb{E} \left\{ \prod_{l=1}^m \|v_{s, j_l} \zeta_{j_l}\|^2 \right\}.$$

Here, (i) is due to Burkholder's inequality. For each combination  $j_1, \dots, j_m$ , we see that:

$$\begin{aligned} \mathbb{E} \left\{ \prod_{l=1}^m \|v_{s, j_l} \zeta_{j_l}\|^2 \right\} &\leq \left( \prod_{l=1}^m \|v_{s, j_l}\|^2 \right) \mathbb{E} \left\{ \|\zeta_{j_1}\|^2 \dots \|\zeta_{j_m}\|^2 \right\} \\ &\stackrel{(i)}{\leq} K \left( \prod_{l=1}^m \|v_{s, j_l}\|^2 \right) (B_{j_1} \dots B_{j_m})^{-1} = K \prod_{l=1}^m (\|v_{s, j_l}\|^2 B_{j_l}), \end{aligned}$$

where  $K > 0$  is a constant, and (i) follows from Lemma A.8. Combining the above two inequalities, we show that:

$$\begin{aligned} \mathbb{E} (\|U_s\|^{2m}) &\leq K \sum_{j_1, \dots, j_m=1}^s \prod_{l=1}^m \|v_{s, j_l}\|^2 B_{j_l} = K \left( \sum_{j=1}^s \|v_{s,j}\|^2 B_j^{-1} \right)^m \\ &\stackrel{(i)}{\leq} K \left( \sum_{j=1}^s \|v_{s,j}\| j^{-\beta} \right)^m \stackrel{(ii)}{\leq} K s^{(-\beta+\rho)m}. \end{aligned}$$

Here (i) and (ii) are due to the boundedness of  $\|v_{s,j}\|$  and the bound of  $\sum_{j=1}^s \|v_{s,j}\|$  from Lemma A.7. Combining the above inequality with (A.3), we show that:

$$\mathbb{E} \left\{ \sup_{r \in [0,1]} S^{2m}(r) \right\} \leq K \sum_{s=1}^T s^{(-\beta+\rho)m} = K T^{(-\beta+\rho)m+1}.$$

Hence, we prove that

$$\sup_{r \in [0,1]} S(r) = O_P \left( T^{\frac{1}{2m} + \frac{\rho-\beta}{2}} \right) \stackrel{(i)}{=} o_p \left( \sqrt{\sum_{j=1}^T B_j^{-1}} \right),$$

where (i) is due to  $\sum_{j=1}^T B_j^{-1} \asymp T^{-\beta+1}$  and  $m^{-1} > 1 - \rho$  from Assumption A2. Hence, we complete the proof.  $\square$

**Claim 2.2:** Under Assumptions **A1** and **A2**, we show that

$$\left( \sum_{j=1}^T B_j^{-1} \right)^{-1/2} \sum_{j=1}^{\lfloor rT \rfloor} \mathbf{G}^{-1} \zeta_j \Rightarrow \Omega^{1/2} M_\beta(r)$$

*Proof.* Let us define the following notations:

$$\begin{aligned} \zeta_t^* &= \widehat{H}_t(\mathbf{Q}^*(S_t, A_t)) - H(\mathbf{Q}^*) \\ \epsilon_t &= \zeta_t - \zeta_t^* \\ m_T &= \sqrt{\sum_{j=1}^T B_j^{-1}} \end{aligned}$$

Let us define  $X_{T,j} = m_T^{-1} \mathbf{G}^{-1} \zeta_j$ . To verify the FCLT for the process  $\sum_{j=1}^{\lfloor rT \rfloor} X_{T,j}$ , Theorem 5.1 in [21] requires the following conditions:

$$\max_{1 \leq j \leq T} |X_{T,j}| \text{ is uniformly integrable} \quad (1)$$

and, for all  $r \in [0, 1]$ ,

$$\sum_{j=1}^{\lfloor rT \rfloor} X_{T,j} X_{T,j}^\top \xrightarrow{\mathbb{P}} r^{1-\beta} \Omega \text{ as } T \rightarrow \infty \quad (2)$$

Since  $\zeta_j$  is bounded,  $X_{T,j}$  is bounded and hence, Condition (1) holds trivially. Clearly, Condition (2) holds trivially when  $r = 0$ . Hence, it suffices to consider the case when  $r > 0$ . Since  $\zeta_t^*$ 's are independent,

$$\begin{aligned} \mathbb{E}_\mu \left( \zeta_t^* \zeta_t^{*\top} \right) &= \mathbb{E}_\mu \left[ \left( \widehat{H}_t(\mathbf{Q}^*) - H(\mathbf{Q}^*) \right) \left( \widehat{H}_t(\mathbf{Q}^*) - H(\mathbf{Q}^*) \right)^\top \right] \\ &= \mathbb{E}_\mu \left[ \widehat{H}_t(\mathbf{Q}^*) \widehat{H}_t(\mathbf{Q}^*)^\top \right] - H(\mathbf{Q}^*) H(\mathbf{Q}^*)^\top \\ &= \mathbb{E}_\mu \left[ \left( \mathbf{Q}^* - \widehat{\mathcal{T}}_{t+1}(\mathbf{Q}^*) \right) \left( \mathbf{Q}^* - \widehat{\mathcal{T}}_{t+1}(\mathbf{Q}^*) \right)^\top \right] \quad (\text{since } H(\mathbf{Q}^*) = 0) \\ &= \mathbf{Q}^* \mathbf{Q}^{*\top} + \mathbb{E}_\mu \left[ \widehat{\mathcal{T}}_{t+1}(\mathbf{Q}^*) \widehat{\mathcal{T}}_{t+1}(\mathbf{Q}^*)^\top \right] - \mathbf{Q}^* \left( \mathcal{T}_{t+1}(\mathbf{Q}^*) \right)^\top - \left( \mathcal{T}_{t+1}(\mathbf{Q}^*) \right) \mathbf{Q}^{*\top} \\ &= \mathbb{E}_\mu \left[ \widehat{\mathcal{T}}_{t+1}(\mathbf{Q}^*) \widehat{\mathcal{T}}_{t+1}(\mathbf{Q}^*)^\top \right] - \mathbf{Q}^* \mathbf{Q}^{*\top} \end{aligned}$$

Expanding the above equation we get,

$$\begin{aligned} &= \frac{1}{B_t^2} \mathbb{E}_\mu \left[ \sum_{i,j=1}^{B_t} R_{t,i}(S_t, A_t) R_{t,j}(S_t, A_t)^\top \right] \\ &\quad + \frac{\gamma^2}{B_t^2} \mathbb{E}_\mu \left[ \sum_{i,j=1}^{B_t} \left( \max_{a'_i} \mathbf{Q}^*(S'_{t,i}, a'_i) \right) \left( \max_{a'_j} \mathbf{Q}^*(S'_{t,j}, a'_j) \right)^\top \right] \\ &\quad + \frac{\gamma}{B_t^2} \mathbb{E}_\mu \left[ \sum_{i,j=1}^{B_t} R_{t,i}(S_t, A_t) \left( \max_{a'_j} \mathbf{Q}^*(S'_{t,j}, a'_j) \right)^\top \right] \\ &\quad + \frac{\gamma}{B_t^2} \mathbb{E}_\mu \left[ \sum_{i,j=1}^{B_t} \left( \max_{a'_i} \mathbf{Q}^*(S'_{t,i}, a'_i) \right) R_{t,j}(S_t, A_t)^\top \right] - \mathbf{Q}^* \mathbf{Q}^{*\top}. \quad (\text{A.4}) \end{aligned}$$

For the first and second terms in (A.4), we will have two cases. Let us consider the first term in the above sum.

1) If  $i \neq j$ ,

$$\begin{aligned} \mathbb{E}_\mu \left[ R_{t,i}(S_t, A_t) R_{t,j}(S_t, A_t)^\top \right] &= \mathbb{E}_\mu \left[ R_{t,i}(S_t, A_t) \right] \mathbb{E}_\mu \left[ R_{t,j}(S_t, A_t) \right]^\top \\ &= \mathbb{E}_\mu \left[ R_{t,1}(S_t, A_t) \right] \mathbb{E}_\mu \left[ R_{t,1}(S_t, A_t) \right]^\top, \end{aligned}$$



since the samples are iid.

2) If  $i = j$ ,

$$\mathbb{E}_\mu \left[ R_{t,i}(S_t, A_t) R_{t,j}(S_t, A_t)^\top \right] = \mathbb{E}_\mu \left[ R_{t,1}(S_t, A_t) R_{t,1}(S_t, A_t)^\top \right].$$

Then,

$$\begin{aligned} \frac{1}{B_t^2} \mathbb{E}_\mu \left[ \sum_{i,j=1}^{B_t} R_{t,i}(S_t, A_t) R_{t,j}(S_t, A_t)^\top \right] &= \frac{1}{B_t^2} \left( B_t \mathbb{E}_\mu \left[ R_{t,1}(S_t, A_t) R_{t,1}(S_t, A_t)^\top \right] \right. \\ &\quad \left. + B_t (B_t - 1) \mathbb{E}_\mu \left[ R_{t,1}(S_t, A_t) \right] \mathbb{E}_\mu \left[ R_{t,1}(S_t, A_t) \right]^\top \right) \\ &= \frac{1}{B_t} \mathbb{E}_\mu \left[ R_{t,1}(S_t, A_t) R_{t,1}(S_t, A_t)^\top \right] \\ &\quad + \frac{B_t - 1}{B_t} \mathbb{E}_\mu \left[ R_{t,1}(S_t, A_t) \right] \mathbb{E}_\mu \left[ R_{t,1}(S_t, A_t) \right]^\top \end{aligned}$$

Similarly, for the second term in (A.4) we have,

$$\begin{aligned} \frac{\gamma^2}{B_t^2} \mathbb{E}_\mu \left[ \sum_{i,j=1}^{B_t} \left( \max_{a'_i} \mathbf{Q}^*(S'_{t,i}, a'_i) \right) \left( \max_{a'_j} \mathbf{Q}^*(S'_{t,j}, a'_j) \right)^\top \right] &= \frac{\gamma^2}{B_t} \mathbb{E}_\mu \left[ \left( \max_{a'_1} \mathbf{Q}^*(S'_{t,1}, a'_1) \right) \right. \\ &\quad \left. \left( \max_{a'_1} \mathbf{Q}^*(S'_{t,1}, a'_1) \right)^\top \right] \\ &\quad + \frac{\gamma^2 (B_t - 1)}{B_t} \mathbb{E}_\mu \left[ \max_{a'_1} \mathbf{Q}^*(S'_{t,1}, a'_1) \right] \\ &\quad \mathbb{E}_\mu \left[ \max_{a'_1} \mathbf{Q}^*(S'_{t,1}, a'_1) \right]^\top \end{aligned}$$

Also, since the samples  $R_{t,i}(S_t, A_t)$  and  $\max_{a'_j} \mathbf{Q}^*(S'_{t,j}, a'_j)$  are independent of each other, we can simplify the third and fourth terms of (A.4) as follows,

$$\frac{\gamma}{B_t^2} \mathbb{E}_\mu \left[ \sum_{i,j=1}^{B_t} R_{t,i}(S_t, A_t) \left( \max_{a'_j} \mathbf{Q}^*(S'_{t,j}, a'_j) \right)^\top \right] = \gamma \mathbb{E}_\mu \left[ R_{t,1}(S_t, A_t) \right] \mathbb{E}_\mu \left[ \max_{a'_1} \mathbf{Q}^*(S'_{t,1}, a'_1) \right]^\top$$

and

$$\frac{\gamma}{B_t^2} \mathbb{E}_\mu \left[ \sum_{i,j=1}^{B_t} \left( \max_{a'_i} \mathbf{Q}^*(S'_{t,i}, a'_i) \right) R_{t,j}(S_t, A_t)^\top \right] = \gamma \mathbb{E}_\mu \left[ \max_{a'_1} \mathbf{Q}^*(S'_{t,1}, a'_1) \right] \mathbb{E}_\mu \left[ R_{t,1}(S_t, A_t) \right]^\top$$

Combining all the above simplifications and further expanding the definition of  $\mathbf{Q}^* \mathbf{Q}^{*\top}$ , we get,

$$\begin{aligned} \mathbb{E}_\mu \left( \zeta_t^* \zeta_t^{*\top} \right) &= \frac{1}{B_t} \left( \mathbb{E}_\mu \left[ R_{t,1}(S_t, A_t) R_{t,1}(S_t, A_t)^\top \right] \right. \\ &\quad \left. + \gamma^2 \mathbb{E}_\mu \left[ \left( \max_{a'_1} \mathbf{Q}^*(S'_{t,1}, a'_1) \right) \left( \max_{a'_1} \mathbf{Q}^*(S'_{t,1}, a'_1) \right)^\top \right] \right) \\ &\quad - \frac{1}{B_t} \left( \mathbb{E}_\mu \left[ R_{t,1}(S_t, A_t) \right] \mathbb{E}_\mu \left[ R_{t,1}(S_t, A_t) \right]^\top \right. \\ &\quad \left. + \gamma^2 \mathbb{E}_\mu \left[ \max_{a'_1} \mathbf{Q}^*(S'_{t,1}, a'_1) \right] \mathbb{E}_\mu \left[ \max_{a'_1} \mathbf{Q}^*(S'_{t,1}, a'_1) \right]^\top \right) \\ &= \frac{1}{B_t} \Sigma \end{aligned} \tag{A.5}$$

where the matrix  $\Sigma$  is defined below,

$$\begin{aligned} \Sigma := & \mathbb{E}_\mu \left[ R_{t,1}(S_t, A_t) R_{t,1}(S_t, A_t)^\top \right] + \gamma^2 \mathbb{E}_\mu \left[ \left( \max_{a'_1} \mathbf{Q}^*(S'_{t,1}, a'_1) \right) \left( \max_{a'_1} \mathbf{Q}^*(S'_{t,1}, a'_1) \right)^\top \right] \\ & - \mathbb{E}_\mu \left[ R_{t,1}(S_t, A_t) \right] \mathbb{E}_\mu \left[ R_{t,1}(S_t, A_t) \right]^\top - \gamma^2 \mathbb{E}_\mu \left[ \max_{a'_1} \mathbf{Q}^*(S'_{t,1}, a'_1) \right] \mathbb{E}_\mu \left[ \max_{a'_1} \mathbf{Q}^*(S'_{t,1}, a'_1) \right]^\top \end{aligned}$$

Hence, by direct examination, we have

$$D(r) := m_T^{-2} \sum_{j=1}^{\lfloor rT \rfloor} \mathbf{G}^{-1} \mathbb{E}_\mu \left( \eta_j \eta_j^\top \right) \mathbf{G}^{-1} \stackrel{(i)}{=} m_T^{-2} \sum_{j=1}^{\lfloor rT \rfloor} \mathbf{G}^{-1} \left( \frac{1}{B_t} \Sigma \right) \mathbf{G}^{-1} \stackrel{(ii)}{\rightarrow} r^{1-\beta} \Omega. \quad (\text{A.6})$$

Here (i) is due to (A.5), and (ii) follows from Lemma A.4.

Let  $Y_{T,j} = X_{T,j} X_{T,j}^\top - \mathbb{E}_\mu \left( X_{T,j} X_{T,j}^\top \mid \mathcal{F}_{j-1} \right)$ , and it follows that

$$\mathbb{E}_\mu \left( \|Y_{T,j}\|^2 \right) \leq 2 \mathbb{E}_\mu \left( \|X_{T,j}\|^4 \right) \leq 2m_T^{-4} \mathbb{E}_\mu \left( \|\zeta_j\|^4 \right) \stackrel{(i)}{\leq} K m_T^{-4} B_j^{-2},$$

where (i) is due to Lemma A.8. If  $i < j$ , we see that

$$\mathbb{E}_\mu \left\{ \text{trace} \left( Y_{T,j}^\top Y_{T,i} \right) \mid \mathcal{F}_i \right\} = \text{trace} \left\{ \mathbb{E}_\mu \left( Y_{T,j}^\top Y_{T,i} \mid \mathcal{F}_i \right) \right\} = \text{trace} \left\{ \mathbb{E}_\mu \left( Y_{T,j}^\top \mid \mathcal{F}_i \right) Y_{T,i} \right\} = 0.$$

Therefore, the above two inequalities together imply that

$$\mathbb{E}_\mu \left\{ \left\| \sum_{j=1}^T Y_{T,j} \right\|^2 \right\} = \sum_{j=1}^T \mathbb{E}_\mu \left( \|Y_{T,j}\|^2 \right) + 2 \sum_{1 \leq i < j \leq T} \mathbb{E}_\mu \left\{ \text{trace} \left( Y_{T,j}^\top Y_{T,i} \right) \right\} \leq K m_T^{-4} \sum_{j=1}^T B_j^{-2} \rightarrow 0,$$

which further leads to

$$\sum_{j=1}^T X_{T,j} X_{T,j}^\top - \sum_{j=1}^T \mathbb{E}_\mu \left( X_{T,j} X_{T,j}^\top \mid \mathcal{F}_{j-1} \right) = \sum_{j=1}^T Y_{T,j} = o_P(1). \quad (\text{A.7})$$

Moreover, direct examination shows that

$$\begin{aligned} \left\| \mathbb{E} \left( \zeta_j \zeta_j^\top \mid \mathcal{F}_{j-1} \right) - \mathbb{E} \left( \eta_j \eta_j^\top \right) \right\| &= \left\| \mathbb{E} \left( \zeta_j \zeta_j^\top \mid \mathcal{F}_{j-1} \right) - \mathbb{E} \left( \eta_j \eta_j^\top \mid \mathcal{F}_{j-1} \right) \right\| \\ &= \left\| \mathbb{E} \left( \zeta_j \zeta_j^\top - \eta_j \eta_j^\top \mid \mathcal{F}_{j-1} \right) \right\| \\ &= \left\| \mathbb{E} \left\{ (\zeta_j - \eta_j) (\zeta_j - \eta_j)^\top + 2 (\zeta_j - \eta_j) \eta_j^\top \mid \mathcal{F}_{j-1} \right\} \right\| \\ &= \left\| \mathbb{E} \left\{ \epsilon_j \epsilon_j^\top + 2 \epsilon_j \eta_j^\top \mid \mathcal{F}_{j-1} \right\} \right\|, \end{aligned}$$

which further implies that

$$\begin{aligned}
\left\| \sum_{j=1}^T \mathbb{E} \left( X_{T,j} X_{T,j}^\top \mid \mathcal{F}_{j-1} \right) - D_1(r) \right\| &= \left\| \sum_{j=1}^T \mathbb{E} \left( X_{T,j} X_{T,j}^\top \mid \mathcal{F}_{j-1} \right) - \sum_{j=1}^T m_T^{-2} \mathbf{G}^{-1} \mathbb{E} \left( \eta_j \eta_j^\top \right) \mathbf{G}^{-1} \right\| \\
&= \left\| \sum_{j=1}^T m_T^{-2} \mathbf{G}^{-1} \mathbb{E} \left( \zeta_j \zeta_j^\top - \eta_j \eta_j^\top \mid \mathcal{F}_{j-1} \right) \mathbf{G}^{-1} \right\| \\
&\leq m_T^{-2} \left\| \mathbf{G}^{-1} \right\|^2 \sum_{j=1}^T \left( \mathbb{E} \left( \|\epsilon_j\|^2 \mid \mathcal{F}_{j-1} \right) + 2\sqrt{\mathbb{E} \left( \|\epsilon_j\|^2 \mid \mathcal{F}_{j-1} \right)} \sqrt{\mathbb{E} \left( \|\eta_j\|^2 \right)} \right) \\
&\stackrel{(i)}{\leq} m_T^{-2} \sum_{j=1}^T \left( B_j^{-1} h_{j-1}(\mathbf{Q}) + 2B_j^{-1} \sqrt{h_{j-1}(\mathbf{Q})} \right) \\
&= K m_T^{-2} \sum_{j=1}^T B_j^{-1} \left( h_{j-1}(\mathbf{Q}) + \sqrt{h_{j-1}(\mathbf{Q})} \right) \\
&\stackrel{(ii)}{=} o_P(1).
\end{aligned}$$

Here (i) is due to Lemma A.8, and (ii) follows from Lemma A.5 and the fact  $h_t(\mathbf{Q}) \xrightarrow{\text{a.s.}} 0$  in Lemma A.10. Combining the above inequality with (A.6) and (A.7), we verify Condition (2).  $\square$

### B. Proof of Theorem 2

Recall that  $m_T = \sqrt{\sum_{t=1}^T B_t^{-1}}$  and,

$$\widehat{M}(r) = m_T^{-1} \sum_{t=1}^{\lceil rT \rceil} (\mathbf{Q}_t - \mathbf{Q}^*),$$

Noting that  $\bar{\mathbf{Q}}_T - \mathbf{Q}^* = m_T T^{-1} \widehat{M}(1)$  and

$$\begin{aligned}
m_T \left\{ \widehat{M} \left( \frac{s}{T} \right) - \frac{s}{T} \widehat{M}(1) \right\} &= \sum_{t=1}^s (\mathbf{Q}_t - \mathbf{Q}^*) - \frac{s}{T} \sum_{t=1}^T (\mathbf{Q}_t - \mathbf{Q}^*) \\
&= \sum_{t=1}^s (\mathbf{Q}_t - \mathbf{Q}^*) - s (\bar{\mathbf{Q}}_T - \mathbf{Q}^*) = \sum_{t=1}^s (\mathbf{Q}_t - \bar{\mathbf{Q}}_T)
\end{aligned}$$

we have

$$\begin{aligned}
\widehat{D}_T &= \frac{1}{T} \sum_{s=1}^T \left\{ \frac{1}{m_T} \sum_{t=1}^s (\mathbf{Q}_t - \bar{\mathbf{Q}}_T) \right\} \left\{ \frac{1}{m_T} \sum_{t=1}^s (\mathbf{Q}_t - \bar{\mathbf{Q}}_T) \right\}^\top \\
&= \frac{1}{T} \sum_{s=1}^T \left\{ \widehat{M} \left( \frac{s}{T} \right) - \frac{s}{T} \widehat{M}(1) \right\} \left\{ \widehat{M} \left( \frac{s}{T} \right) - \frac{s}{T} \widehat{M}(1) \right\}^\top \\
&= \int_0^1 \left( \widehat{M}(r) - r \widehat{M}(1) \right) \left( \widehat{M}(r) - r \widehat{M}(1) \right)^\top dr
\end{aligned}$$

As a consequence, it holds that

$$\begin{aligned}
\frac{T^2}{m_T^2} (\bar{\mathbf{Q}}_T - \mathbf{Q}^*) \widehat{D}_T (\bar{\mathbf{Q}}_T - \mathbf{Q}^*)^\top &= \widehat{M}(1) \left\{ \int_0^1 \left( \widehat{M}(r) - r \widehat{M}(1) \right) \left( \widehat{M}(r) - r \widehat{M}(1) \right)^\top dr \right\} \widehat{M}^\top(1) \\
&\xrightarrow{L} M_\beta(1) \left\{ \int_0^1 (\bar{M}_\beta(r) - r \bar{M}_\beta(1)) (\bar{M}_\beta(r) - r \bar{M}_\beta(1))^\top dr \right\} M_\beta^\top(1)
\end{aligned}$$

where the last convergence follows from Theorem 1 and continuous mapping theorem.

### C. Preliminary and Main Lemmas

#### 1) Preliminary Lemmas:

**Lemma A.1.** Given  $\mathbf{Q}^*$  is the unique solution of  $H(\mathbf{Q}) = 0$ , then

$$(\mathbf{Q} - \mathbf{Q}^*)^\top H(\mathbf{Q}) \geq K^{-1} \|\mathbf{Q} - \mathbf{Q}^*\|^2$$

for all  $\mathbf{Q} \in \Theta$ .

*Proof.*

$$\begin{aligned} (\mathbf{Q} - \mathbf{Q}^*)^\top H(\mathbf{Q}) &= (\mathbf{Q} - \mathbf{Q}^*)^\top \left( \mathbf{Q} - \mathbb{E}(R) - \gamma \mathbb{E}_{S'} \max_{a'} \mathbf{Q}(S', a') \right) \\ &= (\mathbf{Q} - \mathbf{Q}^*)^\top \left( \mathbf{Q} - \mathbb{E}(R) - \gamma \mathbb{E}_{S'} \max_{a'} \mathbf{Q}^*(S', a') \right. \\ &\quad \left. - \gamma \mathbb{E}_{S'} \max_{a'} \mathbf{Q}(S', a') + \gamma \mathbb{E}_{S'} \max_{a'} \mathbf{Q}^*(S', a') \right) \\ &= (\mathbf{Q} - \mathbf{Q}^*)^\top \left( \mathbf{Q} - \mathbb{E}(R) - \gamma \mathbb{E}_{S'} \max_{a'} \mathbf{Q}^*(S', a') \right) \\ &\quad - (\mathbf{Q} - \mathbf{Q}^*)^\top \left( \gamma \mathbb{E}_{S'} \max_{a'} \mathbf{Q}(S', a') - \gamma \mathbb{E}_{S'} \max_{a'} \mathbf{Q}^*(S', a') \right) \\ &\geq \|\mathbf{Q} - \mathbf{Q}^*\|^2 - \|\mathbf{Q} - \mathbf{Q}^*\| \left\| \gamma \mathbb{E}_{S'} \max_{a'} \mathbf{Q}(S', a') - \gamma \mathbb{E}_{S'} \max_{a'} \mathbf{Q}^*(S', a') \right\| \\ &\geq \|\mathbf{Q} - \mathbf{Q}^*\|^2 - \gamma \|\mathbf{Q} - \mathbf{Q}^*\| \|\mathbf{Q} - \mathbf{Q}^*\|_\infty \\ &\geq \|\mathbf{Q} - \mathbf{Q}^*\|^2 - \gamma \|\mathbf{Q} - \mathbf{Q}^*\|^2 \\ &\geq (1 - \gamma) \|\mathbf{Q} - \mathbf{Q}^*\|^2. \end{aligned}$$

□

**Lemma A.2.** For matrix  $\mathbf{G}$  defined in section 3, the following statement holds:

$$\|H(\mathbf{Q}) - \mathbf{G}(\mathbf{Q} - \mathbf{Q}^*)\| \leq K \|\mathbf{Q} - \mathbf{Q}^*\|^2$$

for all  $\mathbf{Q} \in \Theta$ .

*Proof.* By definition of the optimal policy  $\pi^*$  (which is deterministic), we have

$$\max_{a'} Q^*(S', a') = Q^*(S', \pi^*(S')).$$

Nothing that if  $\|\mathbf{Q} - \mathbf{Q}^*\| < \delta$  with  $\delta$  being small enough, it means that  $|Q(S', a') - Q^*(S', a')| < \delta$ . This implies that the greedy action based on  $\mathbf{Q}$  should be the same as that based on  $\mathbf{Q}^*$ . In other word, we have

$$\max_{a'} Q(S', a') = Q(S', \pi^*(S'))$$

Hence, for all  $(S', a)$ , it follows that

$$M(\mathbf{Q}) - M(\mathbf{Q}^*) \geq \begin{pmatrix} \mathbb{E}_{S' \sim P(\cdot | s_1, a_1)} \{Q(S', \pi^*(S')) - Q^*(S', \pi^*(S'))\} \\ \vdots \\ \mathbb{E}_{S' \sim P(\cdot | s_2, a_2)} \{Q(S', \pi^*(S')) - Q^*(S', \pi^*(S'))\} \end{pmatrix},$$

which is a linear function of  $\mathbf{Q} - \mathbf{Q}^*$ . We can easily check that  $M(\mathbf{Q}) - M(\mathbf{Q}^*) \geq \mathbf{P}\mathbf{\Pi}\pi^*(\mathbf{Q} - \mathbf{Q}^*)$ . Now,

$$\begin{aligned} &\|H(\mathbf{Q}) - \mathbf{G}(\mathbf{Q} - \mathbf{Q}^*)\| \\ &= \|\mathbf{Q} - \mathbf{R} - \gamma M(\mathbf{Q}) - (I - \gamma \mathbf{P}\mathbf{\Pi}\pi^*)(\mathbf{Q} - \mathbf{Q}^*)\| \\ &= \|\mathbf{Q} - \mathbf{R} - \gamma M(\mathbf{Q}) - \mathbf{Q} + \mathbf{Q}^* + \gamma \mathbf{H}(\mathbf{Q} - \mathbf{Q}^*)\| \\ &\leq \|\mathbf{Q}^* - \mathbf{R} - \gamma M(\mathbf{Q}^*) + \gamma (M(\mathbf{Q}^*) - M(\mathbf{Q}^*))\| \\ &= 0 \end{aligned}$$

Thus,  $\|H(\mathbf{Q}) - \mathbf{G}(\mathbf{Q} - \mathbf{Q}^*)\| \leq K\|\mathbf{Q} - \mathbf{Q}^*\|^2$ , where  $K = 0$ .  $\square$

**Lemma A.3.** Let  $a(x)$  be a function on  $\mathbb{R}$ , and let  $k < n$  be two integers.

1) If  $a(x)$  is non-decreasing, then

$$\int_{k-1}^n a(x)dx \leq \sum_{i=k}^n a(i) \leq \int_k^{n+1} a(x)dx.$$

2) If  $a(x)$  is non-increasing, then

$$\int_k^{n+1} a(x)dx \leq \sum_{i=k}^n a(i) \leq \int_{k-1}^n a(x)dx.$$

*Proof.* This is Lemma S.8 in [20].  $\square$

**Lemma A.4.** Suppose that  $B_t = c\lceil t^\beta \rceil$  for some  $\beta \in [0, 1)$  and constant  $c$ , then it holds that

$$\lim_{T \rightarrow \infty} \frac{\sum_{t=1}^{\lceil rT \rceil} B_t^{-1}}{\sum_{t=1}^T B_t^{-1}} = r^{1-\beta}.$$

*Proof.* When  $\beta = 1$ , it is easy to prove. W.L.O.G, we may assume  $B_t = \lceil t^\beta \rceil$  with  $\beta \in (0, 1)$ . Since  $B_t \geq t^\beta$ , it follows from Lemma A.3 that

$$\begin{aligned} \sum_{t=1}^{\lceil rT \rceil} B_t^{-1} &\leq \sum_{t=1}^{\lceil rT \rceil} t^{-\beta} = \sum_{t=2}^{\lceil rT \rceil} t^{-\beta} + 1 \leq \int_1^{\lceil rT \rceil} t^{-\beta} dt + 1 \\ &\leq \int_1^{rT+1} t^{-\beta} dt + 1 \\ &= \frac{1}{1-\beta} (rT+1)^{1-\beta} - \frac{1}{1-\beta} + 1 \\ &= \frac{1}{1-\beta} (rT+1)^{1-\beta} + C_1. \end{aligned}$$

Similarly, since  $B_t \leq t^\beta + 1$ , it holds that

$$\begin{aligned} \sum_{t=1}^{\lceil rT \rceil} B_t^{-1} &\geq \sum_{t=1}^{\lceil rT \rceil} \frac{1}{t^\beta + 1} = \sum_{t=1}^{\lceil rT \rceil} \left\{ \frac{1}{t^\beta} - \frac{1}{t^\beta} + \frac{1}{t^\beta + 1} \right\} = \sum_{t=1}^{\lceil rT \rceil} \left\{ \frac{1}{t^\beta} - \frac{1}{t^\beta(t^\beta + 1)} \right\} \\ &= \sum_{t=1}^{\lceil rT \rceil} t^{-\beta} - \sum_{t=1}^{\lceil rT \rceil} \frac{1}{t^\beta(t^\beta + 1)}. \end{aligned}$$

By Lemma A.3, we have

$$\sum_{t=1}^{\lceil rT \rceil} t^{-\beta} \geq \int_1^{\lceil rT \rceil + 1} t^{-\beta} dt \geq \int_1^{rT} t^{-\beta} dt = \frac{1}{1-\beta} (rT)^{1-\beta} - \frac{1}{1-\beta}$$

and

$$\begin{aligned} \sum_{t=1}^{\lceil rT \rceil} \frac{1}{t^\beta(t^\beta + 1)} &\leq \sum_{t=1}^{rT+1} \frac{1}{t^\beta(t^\beta + 1)} \leq \sum_{t=1}^{rT+1} \frac{1}{t^{2\beta}} = 1 + \sum_{t=2}^{rT+1} \frac{1}{t^{2\beta}} \\ &\leq 1 + \int_1^{rT+1} t^{-2\beta} dt \\ &= 1 + \frac{1}{1-2\beta} (rT+1)^{1-2\beta} - \frac{1}{1-2\beta}. \end{aligned}$$

Combining the above inequalities, we show that

$$\sum_{t=1}^{\lceil rT \rceil} B_t^{-1} \geq \frac{1}{1-\beta} (rT)^{1-\beta} - \frac{1}{1-2\beta} (rT+1)^{1-2\beta} + C_2.$$

Hence, we conclude that

$$\frac{1}{1-\beta}(rT)^{1-\beta} - \frac{1}{1-2\beta}(rT+1)^{1-2\beta} + C_2 \leq \sum_{t=1}^{\lceil rT \rceil} B_t^{-1} \leq \frac{1}{1-\beta}(rT+1)^{1-\beta} + C_1,$$

and

$$\frac{1}{1-\beta}T^{1-\beta} - \frac{1}{1-2\beta}(T+1)^{1-2\beta} + C_2 \leq \sum_{t=1}^T B_t^{-1} \leq \frac{1}{1-\beta}(T+1)^{1-\beta} + C_1.$$

Using the above two inequalities, we show that

$$\frac{\sum_{t=1}^{\lceil rT \rceil} B_t^{-1}}{\sum_{t=1}^T B_t^{-1}} \leq \frac{\frac{1}{1-\beta}(rT+1)^{1-\beta} + C_1}{\frac{1}{1-\beta}T^{1-\beta} - \frac{1}{1-2\beta}(T+1)^{1-2\beta} + C_2} \rightarrow r^{1-\beta}$$

and

$$\frac{\sum_{t=1}^{\lceil rT \rceil} B_t^{-1}}{\sum_{t=1}^T B_t^{-1}} \geq \frac{\frac{1}{1-\beta}(rT)^{1-\beta} - \frac{1}{1-2\beta}(rT+1)^{1-2\beta} + C_2}{\frac{1}{1-\beta}(T+1)^{1-\beta} + C_1} \rightarrow r^{1-\beta}.$$

By the squeeze theorem, we show that

$$\lim_{T \rightarrow \infty} \frac{\sum_{t=1}^{\lceil rT \rceil} B_t^{-1}}{\sum_{t=1}^T B_t^{-1}} = r^{1-\beta}.$$

□

**Lemma A.5.** Suppose that  $a_n > 0$  is a decreasing sequence with  $\lim_{n \rightarrow \infty} a_n = 0$ , and  $b_n$  is a converging sequence with  $\lim_{n \rightarrow \infty} b_n = b$ . If  $\sum_{n=1}^{\infty} a_n = \infty$ , then  $\lim_{T \rightarrow \infty} \sum_{n=1}^T a_n b_n / \left( \sum_{n=1}^T a_n \right) = b$ .

*Proof.* This is Lemma S.6 in [20].

□

**Lemma A.6.** Let  $\mathbf{G}$  be a positive definite matrix and define

$$\begin{aligned} D_j^j &= I, \\ D_j^t &= (I - \gamma_{t-1} \mathbf{G}) D_j^{t-1} = \dots = \prod_{k=j}^{t-1} (I - \gamma_k \mathbf{G}) \quad \text{for } t \geq j, \\ \bar{D}_j^t &= \gamma_{j-1} \sum_{i=j}^{t-1} D_j^i = \gamma_{j-1} \sum_{i=j}^{t-1} \prod_{k=j}^{i-1} (I - \gamma_k \mathbf{G}) \end{aligned}$$

and the sequence  $\{\eta_t\}_{t=1}^{\infty}$  satisfies  $\gamma = \gamma t^{-\rho}$  for some  $\gamma > 0$  and  $\rho \in (1/2, 1)$ . Then the following statements hold:

- 1) There are constants  $K > 0$  such that  $\|\bar{D}_j^t\| \leq K$  for all  $j$  and all  $t \geq j$ .
- 2)  $\|D_j^t\| \leq \exp\left(-\gamma \lambda_G \sum_{k=j}^{t-1} k^{-\rho}\right)$ , where  $\lambda_G$  is the smallest eigenvalue of  $\mathbf{G}$ .
- 3) If  $a_j = t^b$  for some  $b \in \mathbb{R}$ , then it follows that  $\sum_{j=1}^t a_j \|\bar{D}_j^t - \mathbf{G}^{-1}\| \leq K t^{b+\rho}$  for some  $K > 0$ .

*Proof.* This is Lemma S.10 in [20].

□

2) Main Lemmas:

**Lemma A.7.** Under Assumptions A1 and A2, there exists a constant  $K > 0$  such that the following statements hold for all  $\mathbf{Q} \in \Theta$ :

- 1)  $\|H(\mathbf{Q})(S_t, A_t)\|^2 \leq K$
- 2)  $\mathbb{E}_\mu \left\{ \left\| \hat{H}_t(\mathbf{Q})(S_t, A_t) - H(\mathbf{Q}_t)(S_t, A_t) \right\|^2 \right\} \leq K B_t^{-1}$
- 3)  $\mathbb{E}_\mu \left\{ \left\| \hat{H}_t(\mathbf{Q}_t(S_t, A_t)) - \hat{H}_t(\mathbf{Q}^*(S_t, A_t)) - H(\mathbf{Q})(S_t, A_t) \right\|^2 \right\} \leq K B_t^{-1} h_t(\mathbf{Q})(S_t, A_t),$   
where  $h_t(\mathbf{Q})(S_t, A_t) := \mathbb{E}_\mu \left( \left\| \mathbf{Q}(S_t, A_t) - \mathcal{T}_{t+1}(\mathbf{Q})(S_t, A_t) - \mathbf{Q}^*(S_t, A_t) + \mathcal{T}_{t+1}(\mathbf{Q}^*)(S_t, A_t) \right\|^2 \right)$ .

*Proof.* Since the random reward is uniformly bounded in  $[0, 1]$  and the Q-value is in a compact set by Assumption 1 (i) and (ii), so there is a constant  $K$  such that  $\|H(\mathbf{Q})(S_t, A_t)\|^2 \leq K$  for all  $\mathbf{Q} \in \Theta$ .

For the second statement, based on the definitions of  $\widehat{H}_t(\mathbf{Q}_t(S_t, A_t))$  and  $H_t(\mathbf{Q})(S_t, A_t)$  we have,

$$\begin{aligned} & \mathbb{E}_\mu \left\{ \left( \widehat{H}_t(\mathbf{Q})(S_t, A_t) - H_t(\mathbf{Q})(S_t, A_t) \right)^T \left( \widehat{H}_t(\mathbf{Q})(S_t, A_t) - H_t(\mathbf{Q})(S_t, A_t) \right) \right\} \\ &= \mathbb{E}_\mu \left\{ \|\widehat{H}_t(\mathbf{Q})(S_t, A_t)\|^2 + \|H_t(\mathbf{Q})\|^2 - \left( \widehat{H}_t(\mathbf{Q})(S_t, A_t) \right)^T H_t(\mathbf{Q}) - \left( H_t(\mathbf{Q}) \right)^T \left( \widehat{H}_t(\mathbf{Q})(S_t, A_t) \right) \right\} \\ &= \mathbb{E}_\mu \left\{ \|\mathbf{Q}(S_t, A_t) - \widehat{\mathcal{T}}_{t+1} \mathbf{Q}(S_t, A_t)\|^2 \right\} - \|H_t(\mathbf{Q})\|^2 \end{aligned}$$

Expanding the norm and simplifying we get,

$$\begin{aligned} &= \mathbb{E}_\mu \left\{ R_{t,1}(S_t, A_t)^T R_{t,1}(S_t, A_t) \right\} + \frac{B_t - 1}{B_t} \mathbb{E}_\mu \left\{ R_{t,1}(S_t, A_t) \right\}^T \mathbb{E}_\mu \left\{ R_{t,1}(S_t, A_t) \right\} \\ &\quad + \frac{\gamma^2}{B_t} \mathbb{E}_\mu \left\{ M_{t,1}(\mathbf{Q})^T M_{t,1}(\mathbf{Q}) \right\} + \frac{\gamma^2(B_t - 1)}{B_t} \mathbb{E}_\mu \left\{ M_{t,1}(\mathbf{Q}) \right\}^T \mathbb{E}_\mu \left\{ M_{t,1}(\mathbf{Q}) \right\} - \mathbf{R}^T \mathbf{R} - \gamma^2 M(\mathbf{Q})^T M(\mathbf{Q}) \\ &= B_t^{-1} \left( \mathbb{E}_\mu \left\{ R_{t,1}(S_t, A_t)^T R_{t,1}(S_t, A_t) \right\} + \gamma^2 \mathbb{E}_\mu \left\{ M_{t,1}(\mathbf{Q})^T M_{t,1}(\mathbf{Q}) \right\} - \mathbb{E}_\mu \left\{ R_{t,1}(S_t, A_t) \right\}^T \mathbb{E}_\mu \left\{ R_{t,1}(S_t, A_t) \right\} \right. \\ &\quad \left. - \gamma^2 \mathbb{E}_\mu \left\{ M_{t,1}(\mathbf{Q}) \right\}^T \mathbb{E}_\mu \left\{ M_{t,1}(\mathbf{Q}) \right\} \right) \\ &\leq K B_t^{-1} \end{aligned}$$

where  $M_{t,1}(\mathbf{Q}) = \max_{a'_1} \mathbf{Q}(S'_{t,1}, a'_1)$ , and the last inequality holds since the rewards and the Q-values are bounded by Assumption A1.

For the last statement, adding  $H_t(\mathbf{Q}^*)(S_t, A_t)$  to the original terms and simplifying, we get

$$\begin{aligned} &= \mathbb{E}_\mu \left\{ \|\widehat{H}_t(\mathbf{Q})(S_t, A_t) - \widehat{H}_t(\mathbf{Q}^*)(S_t, A_t)\|^2 \right\} - \|H_t(\mathbf{Q})(S_t, A_t) - H_t(\mathbf{Q}^*)(S_t, A_t)\|^2 \\ &= \mathbb{E}_\mu \left\{ \gamma^2 \|\widehat{M}(\mathbf{Q})(S_t, A_t) - \widehat{M}(\mathbf{Q}^*)(S_t, A_t)\|^2 \right\} - \gamma^2 \|M(\mathbf{Q})(S_t, A_t) - M(\mathbf{Q}^*)(S_t, A_t)\|^2 \\ &= \frac{\gamma^2}{B_t} \mathbb{E}_\mu \left\{ \|M_{t,1}(\mathbf{Q})\|^2 + \|M_{t,1}(\mathbf{Q}^*)\|^2 \right\} - \frac{\gamma^2}{B_t} \left( \mathbb{E}_\mu \left\{ M_{t,1}(\mathbf{Q}) \right\}^T \mathbb{E}_\mu \left\{ M_{t,1}(\mathbf{Q}) \right\} \right. \\ &\quad \left. + \mathbb{E}_\mu \left\{ M_{t,1}(\mathbf{Q}^*) \right\}^T \mathbb{E}_\mu \left\{ M_{t,1}(\mathbf{Q}^*) \right\} \right) \\ &= B_t^{-1} \mathbb{E}_\mu \left\{ \|\mathbf{Q}(S_t, A_t) - \mathcal{T}_{t+1}(\mathbf{Q})(S_t, A_t) - \mathbf{Q}^* + \mathcal{T}_{t+1}(\mathbf{Q}^*)(S_t, A_t)\|^2 \right\} \\ &\quad - B_t^{-1} \left( \|\mathbf{Q}(S_t, A_t) - \mathbf{Q}^*(S_t, A_t)\|^2 - \gamma \mathbb{E}_\mu \left\{ (\mathbf{Q}(S_t, A_t) - \mathbf{Q}^*(S_t, A_t))^T (M_{t,1}(\mathbf{Q}) - M_{t,1}(\mathbf{Q}^*)) \right\} \right. \\ &\quad \left. - \gamma \mathbb{E}_\mu \left\{ (M_{t,1}(\mathbf{Q}) - M_{t,1}(\mathbf{Q}^*))^T (\mathbf{Q}(S_t, A_t) - \mathbf{Q}^*(S_t, A_t)) \right\} - \gamma^2 \mathbb{E}_\mu \left\{ M_{t,1}(\mathbf{Q})^T M_{t,1}(\mathbf{Q}^*) \right. \right. \\ &\quad \left. \left. + M_{t,1}(\mathbf{Q}^*)^T M_{t,1}(\mathbf{Q}) \right\} - \gamma^2 \mathbb{E}_\mu \left\{ M_{t,1}(\mathbf{Q}) \right\}^T \mathbb{E}_\mu \left\{ M_{t,1}(\mathbf{Q}) \right\} \right. \\ &\quad \left. - \gamma^2 \mathbb{E}_\mu \left\{ M_{t,1}(\mathbf{Q}^*) \right\}^T \mathbb{E}_\mu \left\{ M_{t,1}(\mathbf{Q}^*) \right\} \right) \\ &\leq K B_t^{-1} h_t(\mathbf{Q})(S_t, A_t). \end{aligned}$$

where  $M_{t,1}(\mathbf{Q}) = \max_{a'_1} \mathbf{Q}(S'_{t,1}, a'_1)$ ,  $M_{t,1}(\mathbf{Q}^*) = \max_{a'_1} \mathbf{Q}^*(S'_{t,1}, a'_1)$ , and the last inequality holds since the rewards and the Q-values are bounded by Assumption A1.  $\square$

**Lemma A.8.** *Let us define the following notations:*

$$\begin{aligned} \zeta_t &= \widehat{H}_t(\mathbf{Q}(S_t, A_t)) - H_t(\mathbf{Q})(S_t, A_t) \\ \zeta_t^* &= \widehat{H}_t(\mathbf{Q}^*(S_t, A_t)) - H_t(\mathbf{Q}^*)(S_t, A_t) \\ \epsilon_t &= \zeta_t - \zeta_t^* \end{aligned}$$

Under Assumptions A1 and A2, the following statements hold for some constant  $K > 0$ .

$$1) \mathbb{E}_\mu (\|\epsilon_t\|^2 | \mathcal{F}_{t-1}) \leq K B_t^{-1} h_{t-1}(\mathbf{Q}).$$

- 2)  $\mathbb{E}_\mu \left( \|\zeta_t^*\|^2 \right) \leq KB_t^{-1}$ .  
 3)  $\mathbb{E}_\mu \left( \|\zeta_t\|^{2k} \right) \leq KB_t^{-k}$ .

*Proof.* By Lemma A.7 and Assumption A1, we have  $\mathbb{E} \left( \|\epsilon_t\|^2 | \mathcal{F}_{t-1} \right) \leq KB_t^{-1} h_{t-1}(\mathbf{Q})$ , where  $K > 0$  is some constant. Taking expectation, it follows that  $\mathbb{E}_\mu \left( \|\epsilon_t\|^2 \right) \leq KB_t^{-1} \mathbb{E}_\mu \{ h_{t-1}(\mathbf{Q}) \}$ , which is the first statement.

The second statement is a direct consequence of Lemma A.7.

To prove the third statement, we can utilize Theorem 3 from [24] which proves the following inequality for  $p > 2$  and independent, centered Random variables  $X_i \in L^p$  :

$$E \left[ \left| \sum_{i=1}^n X_i \right|^p \right] \leq C(p) \max \left\{ \sum_{i=1}^n E [|X_i|^p], \left( \sum_{i=1}^n E [X_i^2] \right)^{p/2} \right\}.$$

In our case,

$$\mathbb{E}_\mu \left( \|\zeta_t\|^{2k} \right) = \mathbb{E}_\mu \left[ \left\| \sum_{i=1}^{B_t} \left( \frac{1}{B_t} (R_{t,i}(S_t, A_t) - B_t \mathbf{R}) + \frac{\gamma}{B_t} \left( \max_{a'_i} Q_t(S'_{t,i}, a'_i) - B_t M(\mathbf{Q}_t) \right) \right) \right\|^{2k} \right]$$

Let us denote the terms inside the summation as  $X_i$ , then from above result

$$\begin{aligned} \mathbb{E}_\mu \left( \|\zeta_t\|^{2k} \right) &\leq C(2k) \max \left\{ \sum_{i=1}^{B_t} E [\|X_i\|^{2k}], \left( \sum_{i=1}^{B_t} E [X_i^2] \right)^k \right\} \stackrel{(i)}{\leq} C(2k) \left( KB_t^{-1} \right)^k \\ &= K_1 B_t^{-k} \end{aligned}$$

where (i) is due to Lemma A.7. This completes the proof.  $\square$

**Lemma A.9.** Under Assumptions A1 and A2, it follows that  $\mathbf{Q}_T \xrightarrow{a.s.} \mathbf{Q}^*$  as  $T \rightarrow \infty$ .

*Proof.* Based on  $\Delta_t$  defined before, we have

$$\begin{aligned} \|\Delta_t\|^2 &\leq \left\| \Delta_{t-1} - \eta_t \hat{H}_t(\mathbf{Q}_{t-1}(S_t, A_t)) \right\|^2 \\ &= \left\| \Delta_{t-1} - \eta_t H(\mathbf{Q}_{t-1}) - \eta_t \zeta_t \right\|^2 \\ &= \|\Delta_{t-1}\|^2 + \eta_t^2 \|H(\mathbf{Q}_{t-1})\|^2 + \eta_t^2 \|\zeta_t\|^2 - 2\eta_t \Delta_{t-1}^\top H(\mathbf{Q}_{t-1}) - 2\eta_t \Delta_{t-1}^\top \zeta_t \\ &\quad + 2\eta_t^2 H^\top(\mathbf{Q}_{t-1}(S_t, A_t)) \zeta_t. \end{aligned}$$

Taking conditional expectation, it follows from Assumption A1 that

$$\begin{aligned} \mathbb{E} \left( \|\Delta_t\|^2 | \mathcal{F}_{t-1} \right) &\leq \|\Delta_{t-1}\|^2 + 2\eta_t^2 \|H(\mathbf{Q}_{t-1})\|^2 + 2\eta_t^2 \mathbb{E} \left( \|\zeta_t\|^2 | \mathcal{F}_{t-1} \right) - 2\eta_t \Delta_{t-1}^\top H(\mathbf{Q}_{t-1}) \\ &\stackrel{(i)}{\leq} \|\Delta_{t-1}\|^2 + 2\eta_t^2 K + 2\eta_t^2 K - 2\eta_t K^{-1} \|\Delta_{t-1}\|^2 \\ &= \|\Delta_{t-1}\|^2 + 4K\eta_t^2 - 2\eta_t K^{-1} \|\Delta_{t-1}\|^2 \end{aligned} \tag{A.8}$$

Here (i) is due to Lemmas A.7, A.8, and A.1. Since  $\sum_{t=1}^\infty \eta_t^2 < \infty$ , Robbins-Siegmund Theorem implies that  $\Delta_t \xrightarrow{a.s.} \Delta^*$  for some random vector  $\Delta^*$  and

$$\mathbb{P} \left( \sum_{t=1}^\infty 2\eta_t K^{-1} \|\Delta_{t-1}\|^2 < \infty \right) = 1.$$

The condition  $\sum_{t=1}^\infty \eta_t = \infty$  implies that  $\Delta_t \xrightarrow{a.s.} 0$ .  $\square$

**Lemma A.10.** Under Assumptions A1 and A2, it follows that  $h_T(\mathbf{Q}) \xrightarrow{a.s.} 0$  as  $T \rightarrow \infty$ .

*Proof.* This is a direct consequence of Assumption A1 and Lemma A.9.  $\square$

**Lemma A.11.** Under Assumptions A1 and A2, it follows that  $\mathbb{E} \left( \|\mathbf{Q}_t - \mathbf{Q}^*\|^2 \right) \leq K\eta_t$ , where  $K > 0$  is a constant free of  $t$ .



*Proof.* Using (A.8), it follows that

$$\begin{aligned}\mathbb{E}\left(\|\Delta_t\|^2 \mid \mathcal{F}_{t-1}\right) &\leq \|\Delta_{t-1}\|^2 + 4K\eta_t^2 - 2\eta_t K^{-1} \|\Delta_{t-1}\|^2 \\ &\leq \|\Delta_{t-1}\|^2 + 4K\eta_t^2 - \eta_t K^{-1} \|\Delta_{t-1}\|^2 \\ &\leq \left(1 - \eta_t K^{-1}\right) \|\Delta_{t-1}\|^2 + 4K\eta_t^2.\end{aligned}$$

Taking expected value, we conclude that

$$\frac{\mathbb{E}\left(\|\Delta_t\|^2\right)}{\eta_t} \leq \frac{(1 - \eta_t K^{-1})}{\eta_t} \mathbb{E}\left(\|\Delta_{t-1}\|^2\right) + 4K\eta_t.$$

Finally, using Lemma A.10 in [25], we conclude that  $\sup_{1 \leq t < \infty} \mathbb{E}\left(\|\Delta_t\|^2\right) / \eta_t < \infty$  and complete the proof.  $\square$

#### D. Additional Results

In this section, we provide additional sampling distribution plots for  $\beta = 0, 0, 2$ , and  $0.5$ .

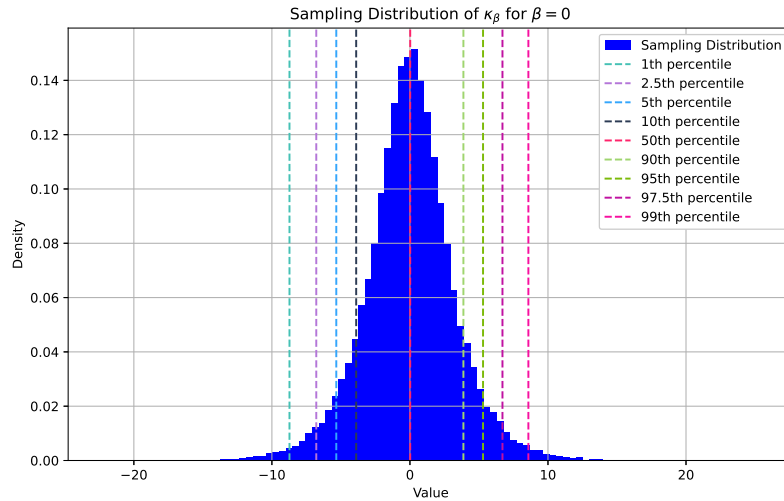


Fig. 7: Sampling distribution of  $\kappa_\beta$  for  $\beta = 0$

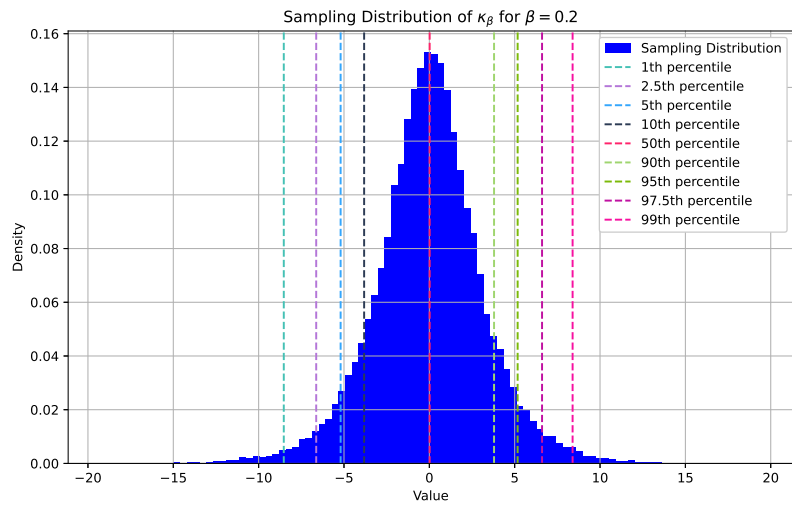


Fig. 8: Sampling distribution of  $\kappa_\beta$  for  $\beta = 0.2$

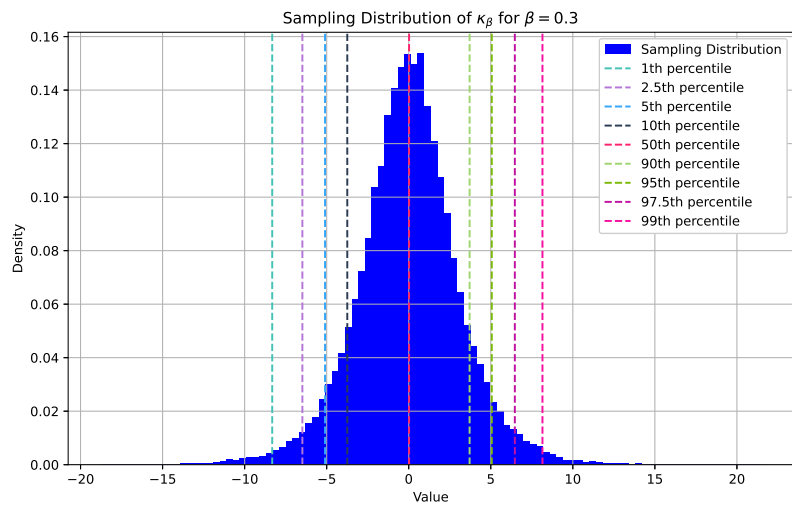


Fig. 9: Sampling distribution of  $\kappa_\beta$  for  $\beta = 0.3$

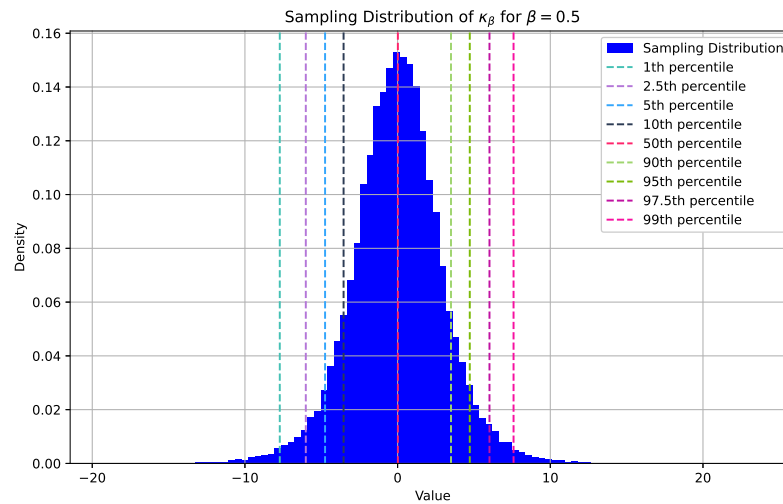


Fig. 10: Sampling distribution of  $\kappa_\beta$  for  $\beta = 0.5$

#### REFERENCES

- [1] Karim M. Abadir and Paolo Paruolo. Two mixed normal densities from cointegration analysis. *Econometrica*, 65(3):671, 1997.
- [2] Kai Arulkumar, Marc Peter Deisenroth, Miles Brundage, and Anil Anthony Bharath. Deep reinforcement learning: A brief survey. *IEEE Signal Processing Magazine*, 34(6):26–38, 2017.
- [3] Patrick Billingsley. *Convergence of Probability Measures*. Wiley, New York, 2nd edition, 1999.
- [4] V. S. Borkar. *Stochastic Approximation: A Dynamical Systems Viewpoint*. Systems & Control: Foundations & Applications. Birkhäuser, 2009.
- [5] Vivek Borkar, Shuhang Chen, Adithya Devraj, Ioannis Kontoyiannis, and Sean Meyn. The ode method for asymptotic statistics in stochastic approximation and reinforcement learning, 2024.
- [6] Haoyu Chen, Wenbin Lu, and Rui Song. Statistical inference for online decision making via stochastic gradient descent. *Journal of the American Statistical Association*, 116:1–45, 2020.
- [7] Xiangning Chen, Jason D. Lee, Xin T. Tong, and Yuchen Zhang. Statistical inference for model parameters in stochastic gradient descent. *Annals of Statistics*, 48(1):251–273, 2020.
- [8] Xiaojin Chen, Zhun Lai, Haoran Li, and Yuchen Zhang. Online statistical inference for contextual bandits via stochastic gradient descent. *arXiv preprint arXiv:2212.14883*, 2022.
- [9] A. W. Van der Vaart. *Asymptotic Statistics*. Cambridge University Press, Cambridge, 1998.
- [10] Adithya M. Devraj and Sean P. Meyn. Fastest convergence for q-learning, 2018.
- [11] Monroe D. Donsker. An invariance principle for certain probability limit theorems. *Memoirs of American Mathematical Society*, (6):12, 1951.
- [12] Ying Fang, Jialiang Xu, and Lei Yang. Online bootstrap confidence intervals for the stochastic gradient descent estimator. *Journal of Machine Learning Research*, 19:1–40, 2018.
- [13] S. Gadat, M. L. D. N. R. Carpentier, and S. M. M. C. F. F. J. Fournier. Statistical properties of reinforcement learning algorithms. *Journal of Machine Learning Research*, 18:1–45, 2018.
- [14] Ariel Kleiner, Ameet Talwalkar, Purnamrita Sarkar, and Michael I. Jordan. A scalable bootstrap for massive data. *Journal of the Royal Statistical Society Series B: Statistical Methodology*, 76(4):795–816, 2014.
- [15] Jens Kober, J Andrew Bagnell, and Jan Peters. Reinforcement learning in robotics: A survey. *The International Journal of Robotics Research*, 32(11):1238–1274, 2013.
- [16] Vijay R. Konda and John N. Tsitsiklis. Onactor-critic algorithms. *SIAM Journal on Control and Optimization*, 42(4):1143–1166, 2003.
- [17] Seungjae Lee, Yuan Liao, Myung Hwan Seo, and Yongchan Shin. Fast and robust online inference with stochastic gradient descent via random scaling. In *Proceedings of the AAAI Conference on Artificial Intelligence*, volume 36, pages 7381–7389, 2022.
- [18] Tianhao Li, Lu Liu, Anastasios Kyrillidis, and Constantine Caramanis. Statistical inference using sgd. In *Proceedings of the AAAI Conference on Artificial Intelligence*, volume 32, 2018.
- [19] Xuyang Li, Wenqi Yang, Jing Liang, Zhiqiang Zhang, and Michael I. Jordan. A statistical analysis of polyak-ruppert averaged q-learning. In *Proceedings of the 26th International Conference on Artificial Intelligence and Statistics*, pages 2207–2261, 2023.
- [20] Ruiqi Liu, Xi Chen, and Zuofeng Shang. Statistical inference with stochastic gradient methods under  $\phi$ -mixing data, 2023.
- [21] Florence Merlevède, Magda Peligrad, and Sergey Utev. Functional clt for martingale-like nonstationary dependent structures. *Bernoulli*, 2019.
- [22] Kevin P. Murphy. *Machine learning: A probabilistic perspective*. MIT Press, 2012.
- [23] Parameswaran Ramprasad, Yifan Li, Zhaoran Yang, Zhuoran Wang, Wenbo W. Sun, and Guang Cheng. Online bootstrap inference for policy evaluation in reinforcement learning. *Journal of the American Statistical Association*, 2022.
- [24] Haskell P. Rosenthal. On the subspaces of  $l_p$  ( $p \geq 2$ ) spanned by sequences of independent random variables. *Israel Journal of Mathematics*, 8(3):273–303, 1970.
- [25] Weijie J. Su and Yuantao Zhu. Uncertainty quantification for online learning and stochastic approximation via hierarchical incremental gradient descent. *arXiv preprint arXiv:1802.04876*, 2018.

- [26] Richard S. Sutton and Andrew G. Barto. *Reinforcement learning: An introduction*. MIT Press, 2018.
- [27] Chenxu Xie and Zheng Zhang. A statistical online inference approach in averaged stochastic approximation. *Advances in Neural Information Processing Systems*, 35:8998–9009, 2022.
- [28] Bin Yu. Rates of Convergence for Empirical Processes of Stationary Mixing Sequences. *The Annals of Probability*, 22(1):94 – 116, 1994.
- [29] Yuantao Zhu and Jingyi Dong. On constructing confidence region for model parameters in stochastic gradient descent via batch means. In *2021 Winter Simulation Conference (WSC)*, pages 1–12. IEEE, 2021.