

# SensorBench: Benchmarking LLMs in Coding-Based Sensor Processing

Pengrui Quan  
UCLA  
prquan@g.ucla.edu

Xiaomin Ouyang\*  
HKUST  
xmouyang@cse.ust.hk

Jeya Vikranth Jeyakumar\*  
NVIDIA  
vikranth94@g.ucla.edu

Ziqi Wang\*  
Qualcomm  
wangzq312@g.ucla.edu

Yang Xing  
UCLA  
joker2003@g.ucla.edu

Mani Srivastava†  
UCLA  
mbs@ucla.edu

## Abstract

Effective processing, interpretation, and management of sensor data have emerged as a critical component of cyber-physical systems. Traditionally, processing sensor data requires profound theoretical knowledge and proficiency in signal-processing tools. However, recent works show that Large Language Models (LLMs) have promising capabilities in processing sensory data, suggesting their potential as *copilots* for developing sensing systems.

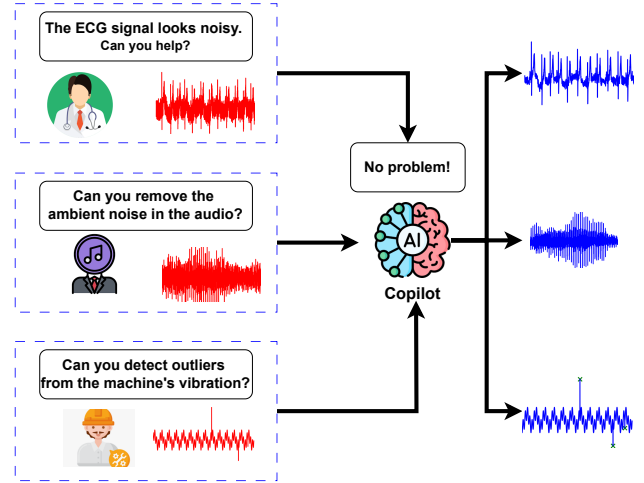
To explore this potential, we construct a comprehensive benchmark, SensorBench, to establish a quantifiable objective. The benchmark incorporates diverse real-world sensor datasets for various tasks. The results show that while LLMs exhibit considerable proficiency in simpler tasks, they face inherent challenges in processing compositional tasks with parameter selections compared to engineering experts. Additionally, we investigate four prompting strategies for sensor processing and show that self-verification can outperform all other baselines in 48% of tasks. Our study provides a comprehensive benchmark and prompting analysis for future developments, paving the way toward an LLM-based sensor processing *copilot*.

## 1 Introduction

Recent advances in Large Language Models (LLMs) have sparked interest in their application to sensor signal processing and physical-world interactions. LLMs have shown promise in tasks such as health trace analysis and motion sensor interpretation [6, 14, 21]. For example, LLMs have been used to analyze complex health datasets, including spatiotemporal household sensor traces, aiding in the diagnosis and monitoring of Alzheimer’s patients [14]. Additionally, LLMs have demonstrated the ability to interpret data in mobile sensing applications [6, 21].

\*The research was conducted at UCLA and unrelated to the current affiliation

†The author holds concurrent appointments as Amazon Scholar and Professor at UCLA, but work in this paper is not associated with Amazon.



**Figure 1: Sensor processing *copilot*.** We envision an intelligent assistant to support users, making advanced sensor data analysis accessible to a much broader audience.

Despite these promising results, integrating LLMs into sensor processing systems faces significant challenges. The studies in existing literature are fragmented, using varied methodologies, datasets, and evaluation metrics, making it difficult to form a cohesive understanding of LLM performance in this domain. Furthermore, debates persist in both academic and industrial circles about the reliability of LLMs for tasks like planning and reasoning [18, 19]. Without a structured approach, assessing the full potential and limitations of LLM-based sensor processing systems remains challenging.

Recognizing the need for a structured evaluation of LLMs’ sensor processing abilities, this paper makes the first systematic attempt to address the gap. Specifically, we aim to answer two key research questions:

**(Q1) How well do LLMs perform sensor processing? What is their absolute and relative performance compared to human experts?** This analysis helps determine

whether LLMs can serve as viable alternatives to human experts or if they fall short in key areas of the sensor processing workflow.

**(Q2) Can LLMs benefit from a reasoning approach inspired by the iterative problem-solving mindset of human experts?** We explore the effectiveness of advanced prompting strategies, such as Chain-of-Thought (CoT) [20], ReAct [22], and self-verification [17], to see if mimicking expert reasoning improves LLM performance.

To address these questions, we construct SensorBench, a comprehensive benchmark comprising a diverse range of sensory types and tasks that are meticulously crafted to test various aspects of LLM performance in realistic scenarios. Our evaluation provides answers to Q1, revealing that *LLMs perform comparably to experts on simpler tasks but struggle with more complex compositional tasks and parameter selection*.

Furthermore, to enhance LLMs' capabilities as sensor processors, we explicitly employ existing state-of-the-art prompting strategies to guide LLMs to mimic the human "cognitive process." Out of the four prompting strategies we tested, our adapted self-verification approach demonstrates significant advantages, outperforming other baselines 48% of the time. The evaluation results answer Q2, showing that *LLMs benefit significantly from iterative sanity checks and reflection on the solutions*.

Our main contributions are summarized as follows:

- We propose a comprehensive benchmark for evaluating LLM performance in sensory data processing, providing a structured framework for future research.<sup>1</sup>
- We provide an in-depth comparison of LLM performance against human experts, highlighting the current state of LLM capabilities and identifying areas for improvement.
- We investigate various prompting strategies for sensor processing and demonstrate that our adapted self-verification [17] outperforms other prompting methods in 48% of tasks, including the base model, CoT, and ReAct approaches.

## 2 Related Works

**LLM for Sensor Data Analysis.** Sensor data are sequences of measurements recorded of the physical world. As extensive physical-world knowledge was obtained from text, LLMs have recently been explored for their potential in sensor data analysis. Recently, [21] investigated the use of LLMs in processing and reasoning about ECG signals and satellite WiFi SSID signals. [14] focused on high-level reasoning tasks using sensor traces from household sensors, such as air quality sensors and occupancy sensors. It applied LLMs to diagnose

and monitor Alzheimer's disease from the sensor traces. Besides, an application of LLMs in human activity recognition (HAR) using IMU sensors has also been investigated in [6].

**LLM-based Agents.** There has been a long history of building LLM-based agents by combining existing tools with LLM [3, 15, 23], which can lead to more potent and up-to-date solutions to real-world applications. However, the current solution differs from our work from the following few perspectives: 1) The problem-solving abilities of LLMs in real-world sensing tasks is still an open problem. 2) Existing works study problems with a combination of well-performed APIs that do not require expert-level knowledge.

## 3 SensorBench

### 3.1 Benchmark overview

We focus on multichannel temporal sensor signals, such as audio, ECG, PPG, motion, and pressure signals, as shown in Table 1. Since sensor processing typically involves digital signal processing (DSP) methods, we start by meticulously selecting possible DSP tasks commonly seen in engineering, health care, and industrial settings. We select examples from MATLAB tutorials [9, 10], leveraging their practical and instructional approach, and subsequently refer to established DSP textbooks [13, 16] to create our benchmark. This method ensures that we capture real-world applications and validate them against established literature.

To assign a level of difficulty to each task, we further categorize the tasks by the following factors:

- **Single/Compositional.** Single tasks involve straightforward, isolated API calls, while compositional tasks require integrating multiple processes or signal understanding. Single tasks are assigned a difficulty level of 1, and compositional tasks are assigned a difficulty level of 2.
- **Parameterized/Non-parameterized.** Parameterized tasks involve specific critical parameters determining the processing quality, such as setting stop-band frequency for spectral filtering tasks, while non-parameterized tasks do not include such procedures. Similarly, Non-parameterized tasks have a difficulty level of 1, while parameterized tasks have a difficulty level of 2.

We calculated the overall difficulty for each task by summing the two factors. Overall, table 1 summarizes SensorBench, with the share of each category in the benchmark composition.

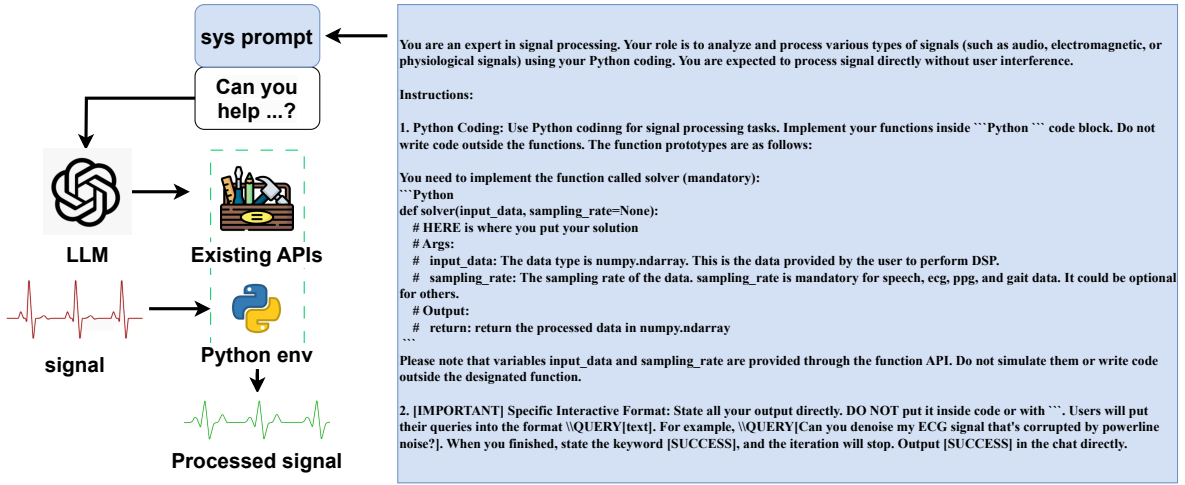
### 3.2 Evaluation Settings

**3.2.1 Settings of Leveraging LLMs.** We instruct LLMs to perform automated coding for signal processing tasks and provide LLMs with a Python coding environment with API access (the defined list of available APIs includes *numpy*, *scipy*, *pandas*, *pmdarima*, *statsmodels*, and *ruptures*). Fig. 2 shows

<sup>1</sup>Code and data are available at [https://github.com/nesl/LLM\\_sensor\\_processing](https://github.com/nesl/LLM_sensor_processing).

Category	Task	Dataset	Modality	Metric	Single/Comp.	Non-Para./Para.	Difficulty	Percentage (%)
Preprocessing	Resampling Delay detection	Synthetic Gait [8]	Synthetic Pressure	MSE	Single	Non-Para.	2	8
Signal reconstruction	Imputation Extrapolation	ECG[4] PPG[24]	ECG & PPG	MSE	Single	Para.	3	16
Spectrum analysis	Period detection	Gait [8]	Pressure	MSE	Single	Para.	3	4
Outlier detection	Additive outlier removal	Yahoo [7] Additive noise Shifted distribution Shifted mean	Network traffic Synthetic	F1 score	Comp.	Para.	4	16
Spectral filtering	Low stop Band stop Band pass High stop	ECG-baseline drift Spoke digits - noise [5] ECG-Powerline ECG-Gaussian	Audio & ECG	MSE SDR MSE MSE	Single comp.	Para.	3 4 3 3	32
Adaptive filtering	Echo cancellation	Spoke Digits [5]	Audio	SDR	Comp.	Para.	4	4
Feature extraction	Heart rate calculation	ECG[4]	ECG	MSE	Comp.	Para.	4	4
Change point detection	Change point detection	Changing variance Changing means Changing frequency	Synthetic	F1 score	Comp.	Para.	4	16

Table 1: Overview of sensor processing tasks and datasets.

Figure 2: Settings of using LLMs. System prompts and user queries are fed to LLMs as instructions. The models can access and process signals through *Python* coding, with the help of defined APIs.

the setting of using LLMs. We benchmark the performance of the four different LLMs: GPT-4o [12], GPT-4 [1], GPT-3.5-turbo [11], and Llama-3-70b [2].

**3.2.2 Evaluation Protocol.** For each task and dataset combination, we selected 3 distinct data samples. Each experiment was repeated 3 times to account for variability. For each combination, this approach yields a total of 9 examples (3 signals  $\times$  3 repetitions). To analyze the results, we calculate the trimmed mean, which involves dropping the highest and lowest scores for the 9 examples and calculating the mean of the 7 middle examples. This approach ensures that our benchmarking results are less affected by possible extreme values produced by unbounded metrics such as MSE and SDR.

**3.2.3 Evaluation Metric.** We explained the metrics in Table 1 as follows:

**Signal-to-Distortion Ratio (SDR).** A higher SDR indicates better performance, reflecting the accuracy of audio signal reconstruction.

**F1 Score.** A higher F1 score signifies better performance in tasks involving detection, balancing precision, and recall.

**Mean Squared Error (MSE).** A lower MSE indicates a closer match between the processed signal and the ground truth.

To obtain the order of performance across models, we use the following metrics:

**Win rate.** Eqn. 1 shows the percentage of times a model achieves the best performance across a set of tasks

**Failure rate.** Eqn. 2 indicates the percentage of times a model outputs invalid signals.

$$\text{win rate} = \frac{\sum_{i=1}^N \mathbb{I}(\text{output is the best for task } i)}{N} \times 100\% \quad (1)$$

Demo.	Expert 1	Expert 2
Years of Exp.	8	4
Background	Graduated PhD student in electrical and computer engineering. Incoming research scientist in a tech company	Junior year PhD student in electrical and computer engineering
Relevant courses taken	Probability and Statistics, Signals and Communication Systems, Digital Signal Processing, Digital Speech Processing	Signals and Systems (Discrete/Continuous), Probability and Statistics, Modern Communication System, Speech Processing
Field	Significant research experiences in processing wireless signals for various applications, such as audio signal extraction, activity recognition, and IoT device interactions.	Multimodal sensor fusion for real-time scene analysis, particularly using RF-vision sensor fusion. Published papers in sensor signal processing
Time spent	11.8h	10.5h
Win rate (%)	64%	56%

**Table 2: Background of the experts. The win rate indicates the percentage of tasks in which the expert defeats all LLMs.**

$$\text{failure rate} = \frac{\sum_{i=1}^N \mathbb{I}(\text{output is invalid for task } i)}{N} \times 100\% \quad (2)$$

## 4 Experimental Results

### 4.1 Comparison with Human Experts

We compare LLMs with two experts in sensor processing. We gave both LLMs and experts access to *Python* coding environments and APIs. Table 2 shows relevant details, including win rates against all LLMs <sup>2</sup>.

Fig. 3 shows the taskwise performance for LLMs and the domain experts (we show the reciprocal of MSE to ease the comparison).

*Experts are better: Change point detection, Spectral filtering-speech, Outlier detection, Echo cancellation, Heart rate calculation, and Period detection.* Figure 3a, 3b, 3k, 3j, 3f, and 3h demonstrates that both Expert 1 and Expert 2 outperform the LLMs in the tasks by more than 50%. Among the LLMs, Llama-3, GPT-4o, and GPT-4 has the highest performance, followed by GPT-3.5. None of the LLMs are close to the experts’ performance. These tasks usually require multi-step planning, iterative problem-solving, and parameter selection, with the highest difficulty levels.

*Experts are comparable: Spectral filtering-ECG, Resampling, Delay detection, Imputation, and Extrapolation.* As shown by Fig. 3, GPT-4o, GPT-4, GPT-3.5, and Llama-3 outperform or achieve comparable performance in Spectral filtering-ECG and Resampling compared to the domain experts, which indicates the potential of using LLMs in these tasks. It is worth noticing that these tasks can be done by calling APIs with existing world knowledge obtained through training corpus. For example, LLMs can rely on *scipy* to design a bandpass filter from 0.5 Hz to 45 Hz, to remove almost all

possible noise in ECG. The tasks have difficulties  $\leq 3$  by our definition.

Finally, we want to point out that it takes experts a significant amount of time to solve these tasks - both experts spent more than 10 hours on the tasks. However, the latency of LLMs is around 2 to 5s for each task, depending on the size and the deployment of models.

Based on the results, we answer Q1 - While the current LLMs can achieve comparable performance on simple tasks (difficulties  $\leq 3$ ) in our benchmark, there are significant gaps between harder tasks (difficulties  $> 4$ ) that require iterative problem-solving and parameter tuning.

### 4.2 Results of Prompting Strategies

In this section, we compare the performance of our design with three state-of-the-art prompt engineering approaches: Base, CoT, ReACT, and self-verification. Given the most advanced reasoning and planning abilities reported in existing literature [2, 3], our experiments focus on GPT-4o with prompting variations.

**4.2.1 Baselines.** The **Base** represents the simplest form of interaction with the LLM. It involves straightforward queries and a basic coding environment without additional design.

**ReAct[22].** ReAct is a prompt engineering strategy where the model is encouraged to reflect on its previous outputs and actions before proceeding with the next step. This method aims to simulate a more iterative and thoughtful problem-solving approach.

**CoT[20].** Chain of Thought (CoT) prompting involves guiding the model through a series of logical steps to reach a solution. This method breaks down complex tasks into smaller, manageable steps, encouraging the model to reason through each part sequentially.

**Self-verification[17]** asks LLMs to propose tentative solutions, obtain initial feedback, and then refine their strategies based on task feedback. Specifically, [17] relies on external environmental feedback, which is impractical for real-world sensor processing applications. For example, in industrial machinery monitoring, there is no oracle to confirm whether the detected data point is an outlier, and relying on such an oracle would negate the need for LLMs. Building on [17], we employ another LLM as an internal sanity checker to provide autonomous feedback.

**4.2.2 Results.** Table 3 shows the performance comparisons across different signal processing tasks.

Table 3 shows that self-verification achieves the highest win, 48%, and lowest failure rates, 5.75%, among all the methods. Moreover, ReAct also performed better than CoT and baseline in general, especially in compositional tasks. Lastly,

<sup>2</sup>The study is IRB-approved (IRB#24-000996 ).

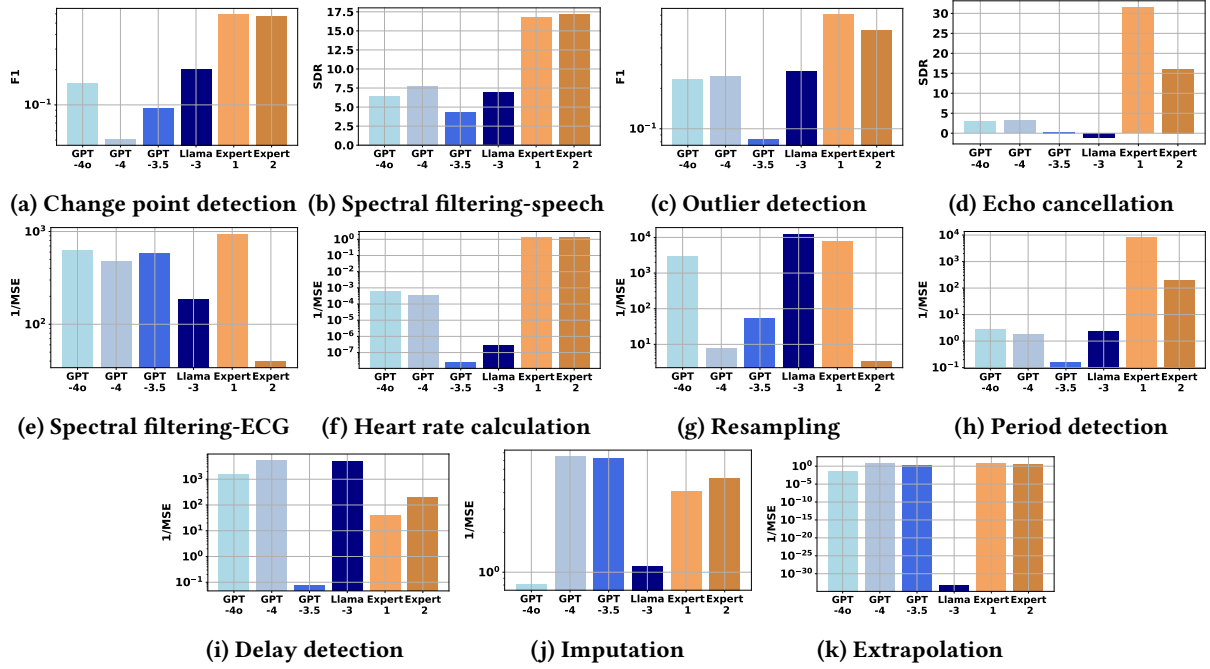


Figure 3: LLMs v.s. Experts. For the task use MSE as metric, we use  $1/\text{MSE}$  to ease the comparison. The higher the number in y-axis, the better the performance.

Task	Data characteristic	Metric	Base	CoT	ReAct	Self-verification
↑ Change point detection	Synthesis-frequency	F1	0.1193	0.0915	<b>0.1671</b>	0.1488
↑ Change point detection	Synthesis-variance	F1	<u>0.0726</u>	0.0115	0.0346	<b>0.0809</b>
↑ Change point detection	Synthesis-mean	F1	0.3088	<b>0.3912</b>	0.2987	0.3881
↑ Change point detection	Synthesis-mean-noise	F1	0.1111	0.0952	<u>0.1481</u>	<b>0.4325</b>
↑ Outlier detection	Synthesis-noise-varying mean	F1	0.0207	<u>0.0581</u>	0.0400	<b>0.4588</b>
↑ Outlier detection	Synthesis-noise-changing distr.	F1	0.0508	0.0571	<u>0.0989</u>	<b>0.2583</b>
↑ Outlier detection	Synthesis-noise	F1	<u>0.2738</u>	0.2417	<u>0.2738</u>	<b>0.4729</b>
↑ Outlier detection	Network traffic	F1	0.5817	<b>0.6845</b>	<u>0.6171</u>	0.3170
↑ Echo cancellation	Speech with echo	SDR	<u>2.9642</u>	0.8051	<b>9.7490</b>	-1.4204
↑ Speech Filtering	Speech-multi peak-nonstationary	SDR	<b>11.7282</b>	<u>11.3844</u>	10.0130	9.7817
↑ Speech Filtering	Speech-single peak-stationary	SDR	5.4157	3.9530	<u>7.6142</u>	<b>16.1273</b>
↑ Speech Filtering	Speech-multi peak-stationary	SDR	5.4320	5.2824	<u>5.4885</u>	<b>6.4630</b>
↑ Speech Filtering	Speech-single peak-nonstationary	SDR	3.1390	4.3511	<u>4.4404</u>	<b>6.4976</b>
↓ Imputation	ECG	MSE	<b>0.0201</b>	<b>0.0201</b>	<b>0.0201</b>	<u>0.0230</u>
↓ Imputation	PPG	MSE	2.4288	1.5787	<b>0.3182</b>	<u>1.2262</u>
↓ ECG Filtering	ECG-60Hz	MSE	0.0040	0.0039	<u>0.0039</u>	<b>0.0000</b>
↓ ECG Filtering	ECG-50Hz	MSE	<b>0.0000</b>	<b>0.0000</b>	<b>0.0000</b>	<b>0.0000</b>
↓ ECG Filtering	ECG-motion	MSE	<u>1.0e-4</u>	4.6e-3	<b>7.1e-5</b>	1.2e-4
↓ ECG Filtering	ECG-gaussian	MSE	<u>0.0023</u>	0.0026	<b>0.0007</b>	0.0027
↓ Extrapolation	PPG	MSE	<u>0.5148</u>	<b>0.4217</b>	0.6087	2.5117
↓ Extrapolation	ECG	MSE	49.0853	<b>0.0147</b>	0.0222	0.0193
↓ ECG heartrate	ECG	MSE	1546.0656	<u>667.8772</u>	<u>667.8772</u>	<b>36.2437</b>
↓ Delay detection	Gait	MSE	<b>0.0006</b>	0.0323	0.0091	0.0020
↓ Period detection	Gait	MSE	0.3661	0.4279	<u>0.3589</u>	<b>0.2139</b>
↓ Resampling	Synthesis	MSE	<b>0.0003</b>	0.0535	0.1242	<u>0.0366</u>
Win rate (%)	-	-	20	24	28	<b>48</b>
Failure rate (%)	-	-	12.85	14.23	13.54	<b>5.75</b>

Table 3: Comparisons among all the methods, including base, CoT, ReAct, and ours on GPT-4o. Note that higher F1 and SDR scores indicate better performance. The best is made bold, and the second best is underscored.

CoT showed comparable success compared with the base prompting approach.

The results demonstrate that self-verification can provide more gains for the task with a difficulty level of 4 as it guides

the model to reflect on its solutions. However, we observe that Expert 1 outperforms self-verification prompting 72% of the time, and Expert 2 does so 68% of the time.

Based on the study above, we summarize our response to Q2: Self-verification outperforms other prompting strategies on the majority of tasks. Mimicking human experts by performing self-proposed sanity checks and reflections can enhance LLM performance.

## 5 Conclusion and Discussion

In this work, we systematically investigate whether LLMs can perform sensor processing. Our study begins with introducing a comprehensive SensorBench to systematically analyze the LLMs' signal processing abilities for sensing tasks.

Our findings reveal that while LLMs demonstrate competence in simpler tasks, there is a significant performance gap when it comes to more challenging tasks. Despite improvements from self-verification prompting—which enhances models' reasoning abilities and yields better performance relative to baseline strategies—the LLM still falls short of human-level performance. In fact, human experts outperform LLMs by over 60% on these demanding tasks, underscoring the current limitations in LLM planning and reasoning abilities for compound and parameterized sensor processing.

Despite these challenges, it is worth noting that the complex tasks in SensorBench are also challenging for human experts, who often spend hours solving them effectively. This highlights the inherent difficulty of the tasks rather than the inadequacy of the models.

Looking ahead, enhancing LLMs' planning and reasoning abilities remains crucial for closing the performance gap between human experts. We encourage the research community to invest further effort in exploring the strategies of task-specific fine-tuning and scaling test-time computation. These advancements can potentially push LLMs closer to human-level performance in complex sensor processing tasks.

## References

- [1] Josh Achiam, Steven Adler, Sandhini Agarwal, Lama Ahmad, Ilge Akkaya, Florencia Leoni Aleman, Diogo Almeida, Janko Altschmidt, Sam Altman, Shyamal Anadkat, et al. 2023. Gpt-4 technical report. *arXiv preprint arXiv:2303.08774* (2023).
- [2] Meta AI. 2023. Introducing Meta Llama 3: The most capable openly available LLM to date. <https://ai.meta.com/blog/meta-llama-3/>. Accessed: 2024-07-01.
- [3] Yingqiang Ge, Wenyue Hua, Kai Mei, Juntao Tan, Shuyuan Xu, Zelong Li, Yongfeng Zhang, et al. 2024. Openagi: When llm meets domain experts. *Advances in Neural Information Processing Systems* 36 (2024).
- [4] Ary L Goldberger, Luis AN Amaral, Leon Glass, Jeffrey M Hausdorff, Plamen Ch Ivanov, Roger G Mark, Joseph E Mietus, George B Moody, Chung-Kang Peng, and H Eugene Stanley. 2000. PhysioBank, PhysioToolkit, and PhysioNet: components of a new research resource for complex physiologic signals. *circulation* 101, 23 (2000), e215–e220.
- [5] Zohar Jackson, César Souza, Jason Flaks, Yuxin Pan, Hereman Nicolas, and Adhish Thite. 2018. Jakobovski/free-spoken-digit-dataset: v1. 0.8. *Zenodo*, August (2018).
- [6] Sijie Ji, Xinzhe Zheng, and Chenshu Wu. 2024. HARGPT: Are LLMs Zero-Shot Human Activity Recognizers? *arXiv preprint arXiv:2403.02727* (2024).
- [7] N Laptev and S Amizadeh. 2015. Yahoo anomaly detection dataset s5. URL <http://webscope.sandbox.yahoo.com/catalog.php> (2015).
- [8] Yue Luo, Sarah M Coppola, Philippe C Dixon, Song Li, Jack T Dennerlein, and Boyi Hu. 2020. A database of human gait performance on irregular and uneven surfaces collected by wearable sensors. *Scientific data* 7, 1 (2020), 219.
- [9] MathWorks. 2024. DSP System Toolbox Examples. [https://www.mathworks.com/help/dsp/examples.html?category=getting-started-with-dsp-system-toolbox&s\\_tid=CRUX\\_topnav](https://www.mathworks.com/help/dsp/examples.html?category=getting-started-with-dsp-system-toolbox&s_tid=CRUX_topnav) Accessed: 2024-06-22.
- [10] MathWorks. 2024. Signal Processing Toolbox Examples. [https://www.mathworks.com/help/signal/examples.html?category=getting-started-with-signal-processing-toolbox&s\\_tid=CRUX\\_topnav](https://www.mathworks.com/help/signal/examples.html?category=getting-started-with-signal-processing-toolbox&s_tid=CRUX_topnav) Accessed: 2024-06-22.
- [11] OpenAI. 2023. GPT-3.5 Turbo: GPT-3.5 Turbo models can understand and generate natural language or code and have been optimized for chat using the Chat Completions API but work well for non-chat tasks as well. <https://platform.openai.com/docs/models/gpt-3-5-turbo>. Accessed: 2024-07-01.
- [12] OpenAI. 2023. GPT-4o: GPT-4o (“o” for “omni”). <https://platform.openai.com/docs/models/gpt-4o>. Accessed: 2024-07-01.
- [13] Alan V Oppenheim. 1999. *Discrete-time signal processing*. Pearson Education India.
- [14] Xiaomin Ouyang and Mani Srivastava. 2024. LLMsense: Harnessing LLMs for High-level Reasoning Over Spatiotemporal Sensor Traces. *arXiv preprint arXiv:2403.19857* (2024).
- [15] Yujia Qin, Shihao Liang, Yining Ye, Kunlun Zhu, Lan Yan, Yaxi Lu, Yankai Lin, Xin Cong, Xiangru Tang, Bill Qian, et al. 2023. Toolllm: Facilitating large language models to master 16000+ real-world apis. *arXiv preprint arXiv:2307.16789* (2023).
- [16] Richard A Roberts and Clifford T Mullis. 1987. *Digital signal processing*. Addison-Wesley Longman Publishing Co., Inc.
- [17] Noah Shinn, Federico Cassano, Ashwin Gopinath, Karthik Narasimhan, and Shunyu Yao. 2024. Reflexion: Language agents with verbal reinforcement learning. *Advances in Neural Information Processing Systems* 36 (2024).
- [18] Kaya Stechly, Karthik Valmeekam, and Subbarao Kambhampati. 2024. On the self-verification limitations of large language models on reasoning and planning tasks. *arXiv preprint arXiv:2402.08115* (2024).
- [19] Mudit Verma, Siddhant Bhambri, and Subbarao Kambhampati. 2024. On the Brittle Foundations of ReAct Prompting for Agentic Large Language Models. *arXiv preprint arXiv:2405.13966* (2024).
- [20] Jason Wei, Xuezhi Wang, Dale Schuurmans, Maarten Bosma, Fei Xia, Ed Chi, Quoc V Le, Denny Zhou, et al. 2022. Chain-of-thought prompting elicits reasoning in large language models. *Advances in neural information processing systems* 35 (2022), 24824–24837.
- [21] Huatao Xu, Liying Han, Mo Li, and Mani Srivastava. 2023. Penetrative ai: Making llms comprehend the physical world. *arXiv preprint arXiv:2310.09605* (2023).
- [22] Shunyu Yao, Jeffrey Zhao, Dian Yu, Nan Du, Izhak Shafran, Karthik Narasimhan, and Yuan Cao. 2022. React: Synergizing reasoning and acting in language models. *arXiv preprint arXiv:2210.03629* (2022).
- [23] Xiang Yue, Yuansheng Ni, Kai Zhang, Tianyu Zheng, Ruqi Liu, Ge Zhang, Samuel Stevens, Dongfu Jiang, Weiming Ren, Yuxuan Sun, et al. 2024. Mmmu: A massive multi-discipline multimodal understanding and reasoning benchmark for expert agi. In *Proceedings of the IEEE/CVF Conference on Computer Vision and Pattern Recognition*. 9556–9567.
- [24] Zhilin Zhang, Zhouyue Pi, and Benyuan Liu. 2014. TROIKA: A general framework for heart rate monitoring using wrist-type photoplethysmographic signals during intensive physical exercise. *IEEE Transactions on biomedical engineering* 62, 2 (2014), 522–531.