

Beyond Speech and More: Investigating the Emergent Ability of Speech Foundation Models for Classifying Physiological Time-Series Signals

Orchid Chetia Phukan^{1*}, Swarup Ranjan Behera^{2*}, Girish^{1,3†}, Mohd Mujtaba Akhtar^{1†}
Arun Balaji Buduru¹, Rajesh Sharma^{1,4}

¹IIIT-Delhi, India, ²Reliance Jio AICoE, India, ³UPES, India, ⁴University of Tartu, Estonia

Correspondence: orchidp@iiitd.ac.in

Abstract

Despite being trained exclusively on speech data, speech foundation models (SFMs) like Whisper have shown impressive performance in non-speech tasks such as audio classification. This is partly because speech shares some common traits with audio, enabling SFMs to transfer effectively. In this study, we push the boundaries by evaluating SFMs on a more challenging out-of-domain (OOD) task: classifying physiological time-series signals. We test two key hypotheses: first, that SFMs can generalize to physiological signals by capturing shared temporal patterns; second, that multilingual SFMs will outperform others due to their exposure to greater variability during pre-training, leading to more robust, generalized representations. Our experiments, conducted for stress recognition using ECG (Electrocardiogram), EMG (Electromyography), and EDA (Electrodermal Activity) signals, reveal that models trained on SFM-derived representations outperform those trained on raw physiological signals. Among all models, multilingual SFMs achieve the highest accuracy, supporting our hypothesis and demonstrating their OOD capabilities. This work positions SFMs as promising tools for new uncharted domains beyond speech.

1 Introduction

The dawn of large-scale pre-trained foundation models (FMs) has revolutionized machine learning across diverse modalities, including speech, audio, text, and image. These FMs, trained on vast datasets, possess exceptional generalization abilities, enabling them to perform a wide range of tasks both in-domain (ID) as well as out-of-domain (OOD). Large language models (LLMs) despite being pre-trained on text data have shown excellent OOD performance in predicting protein phase transition (Frank et al., 2024), speech-

based depression detection (Zhang et al., 2024). Similarly, researchers have leveraged vision transformer pre-trained on visual data for speech emotion recognition (Akinpelu et al., 2024). In audio¹ domain, speech foundation models (SFMs) primarily trained on large scale speech have exhibited cross-task generalization, handling tasks like audio classification (Gong et al., 2023; Ma et al., 2024), bio-acoustics (Sheikh et al., 2024), etc. These advancements underscore the emergent capabilities of FMs to extend beyond their original training domains, unlocking new avenues for exploration and application across disciplines.

In this study, we focus especially on investigating the ability of SFMs to perform a challenging OOD task: classification of physiological time-series signals. Previously, researchers in NLP and vision community have explored the usage of text-based FMs and vision-based FMs for physiological signals applications (Gao et al., 2024; Hu et al., 2024; Yoon et al., 2024; Phukan et al., 2024). However, no effort has yet been made to use SFMs to classify physiological signals. We address the gap by evaluating the implicit capabilities of SFMs to classify physiological signals for stress recognition. We hypothesize that: (i) *SFMs can generalize to classify physiological signals by leveraging the shared temporal patterns inherent in both speech and physiological time-series data* and (ii) *Multilingual SFMs will perform better than other SFMs due to their large-scale pre-training on diverse languages equips them with robust, generalized representations that enhance their ability to capture complex temporal patterns, making them more effective*.

To test these hypotheses, we consider three different types of physiological signals, including ECG (Electrocardiogram), EMG (Electromyography), and EDA (Electrodermal Activity), for a bet-

*First co-authors

†Second co-authors

¹Here, audio is categorized as sounds that are non-speech

ter understanding of the OOD generalizability of the SFMs. We conduct experiments on the WE-SAD dataset, a benchmark for physiological stress recognition. We extract representations from the frozen SFMs and show that downstream models trained on SFM representations outperform models trained on raw physiological data. Amongst SFMs, we show that multilingual SFMs achieve the best performance. Our results validate the OOD capabilities of SFMs and underscore the potential of SFMs for usage to physiological signal applications, opening new possibilities. The main contributions are summarized as follows:

- We are, to the best of our knowledge, the first study to evaluate diverse state-of-the-art (SOTA) SFMs - WavLM, Wav2vec2, Unispeech-SAT, x-vector, HuBERT, MMS, XLS-R, and Whisper - for classifying physiological signals such as ECG, EMG, and EDA for stress recognition.
- Our findings show that SFMs representations outperform models trained on raw physiological data. This mirrors findings in NLP, where LLM representations have shown competitive performance compared to raw data (Gao et al., 2024).
- We demonstrate that multilingual SFMs exhibit the best performance among all the SOTA SFMs. This superior performance is consistent across the three physiological signals (ECG, EMG, and EDA) under consideration.

For reproducibility, we will release the codes curated as part of this study after the double-blind review process.

2 Related Work

In this section, we briefly explore the application of SFMs for tasks beyond speech, followed by an examination of FMs from other domains utilized for physiological time-series signal tasks.

SFMs have shown exceptional performance in diverse tasks outside speech processing. Sarkar and Magimai.-Doss (2023) et al. investigated various SOTA SFMs such as WavLM, Wav2vec2, etc for classifying animal callers. Cauzinille et al. (2024) et al. evaluated self-supervised SFMs for classifying gibbon’s vocal signatures. Turian et al. (2022) explored various SFMs representations for

achieving SOTA performance across various acoustic tasks such as environmental sound classification, music tasks, and so on. However, the audio tasks, as well as the speech processing applications, fall under the broader domain of sounds. This leaves a gap in understanding the performance of SFMs in OOD tasks. In our study, we focus on a challenging OOD task: the classification of physiological signals with diverse applications ranging from affective computing to healthcare.

Researchers from NLP and CV domains have explored the usage of their domain-specific FMs for classifying physiological signals. Hu et al. (2024) exploited LLM for mental health assessment with EEG signals and Ishaque et al. (2022) leveraged various vision foundation models such as ResNet, VGG-16, etc for stress recognition from ECG signals. However, SFMs haven’t been explored yet for the classification of physiological signals, and in this work, we take the first step towards this direction by classifying physiological signals for stress recognition.

3 Speech Foundation Models

In this section, we give an overview of the different SOTA SFMs considered in our study. **WavLM** (Chen et al., 2022) is a SOTA SFM on SUPERB that integrates masked speech prediction and denoising. **Wav2vec2** (Baevski et al., 2020) is a self-supervised learning model that solves a contrastive task. **UniSpeech** (Chen et al., 2021) is also a SOTA SFM on SUPERB, pre-trained in a speaker-aware format. **x-vector** (Snyder et al., 2018) is a time-delay neural network trained for SOTA speaker recognition. **HuBERT** (Hsu et al., 2021) learns from continuous speech without labeled data, refining clusters through a masked prediction loss. **MMS** (Pratap et al., 2024) expands speech technology to over 1,000 languages and is built upon Wav2vec2 architecture. **XLS-R** (Babu et al., 2021) is a cross-lingual model trained on 128 languages and based on Wav2vec2 architecture. **Whisper** (Radford et al., 2022) is an encoder-decoder-based multilingual transformer-based model trained on 96 languages.

We use the frozen SFMs and extract representations from the last hidden layer of the SFMs by average pooling. We extract representations of 512 (x-vector, Whisper), 768 (WavLM, Wav2vec2, Unispeech-SAT, HuBERT), 1024 (WavLM-large), and 1280 (MMS, XLS-R) - dimension from the

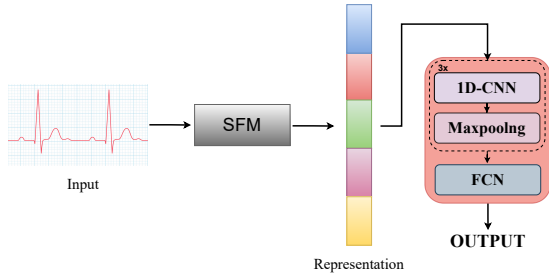


Figure 1: Modeling architecture.

SFMs. For Whisper, we leveraged the representations from the encoder by removing the decoder. More detailed information and the links to the SFMs are given in Appendix A.1.

4 Experimental Setup

4.1 Benchmark Dataset

We use the WESAD (Wearable Stress and Affect Detection) dataset (Schmidt et al., 2018). It consists of physiological signals from chest and wrist-worn sensors. Collected from 15 subjects at a 700 Hz sampling rate, the dataset supports both 2-class (stress vs. non-stress) and 3-class (baseline vs stress vs amusement) classification tasks. For our experiments, we leverage ECG, EMG, and EDA signals collected from chest-worn sensors. We make windows of 5 seconds with a shift of 2 seconds following Singh et al. (2023). Further, as the SFMs expect the input to be sampled 16 KHz, we resample the signals to 16 KHz. We then directly pass the signals to the SFMs for the representations to be extracted for downstream modeling.

4.2 Downstream Modeling

We kept the downstream modeling simple to investigate the implicit behavior of SFMs for classifying physiological signals. We employ CNN and FCN (Fully Connected Network) as downstream networks and built models for both 2-class and 3-class classification. The CNN (Figure 1) model consists of two 1D convolutional layers with 16, 32, and 64 filters, each followed by batch normalization and max-pooling. Then, we flattened the output and passed it through an FCN with a dense layer with 128 neurons. We keep the number of neurons in the output layer depending on the classification task i.e 2-class or 3-class classification that outputs the class probabilities. For the FCN, we follow the same modeling as for FCN in the CNN model. We train the models for 50 epochs

	FCN		CNN	
	A (%)	F1 (%)	A (%)	F1 (%)
2-class				
ECG	58.71	58.68	75.42	64.18
EMG	72.17	54.42	72.90	62.12
EDA	39.38	36.74	55.26	55.20
3-class				
ECG	44.26	36.18	57.78	44.30
EMG	40.32	35.51	58.05	45.72
EDA	33.25	21.02	46.23	33.04

Table 1: Evaluation Scores: A and F1 represent accuracy and macro-average F1 scores, respectively, for both 2-class and 3-class classification. The scores are averages from a 5-fold evaluation. All scores are in %.

with a learning rate of 1e-3 and use Adam as the optimizer. To prevent overfitting, we use dropout and early stopping.

4.3 Experimental Results

Table 1 presents the performance of models trained on raw physiological data. Previous research in physiological signals mostly followed building models on raw signals (Singh et al., 2023; Tanwar et al., 2024), so we consider it as baseline in our study. In both 2-class classification (stress vs. non-stress) and 3-class classification (amusement, stress, baseline), the CNN models achieve the best scores across ECG, EMG, and EDA compared to FCN.

Table 2 and 3 present the evaluation scores of a 2-class classification task (stress vs. non-stress) and 3-class classification task (baseline vs stress vs amusement), respectively. The scores demonstrate clear dominance of downstream models trained on SFM representations compared to models trained on raw data (See Table 1). This proves our first hypothesis that *SFMs will generalize for classifying physiological signals by utilizing the common temporal patterns in native to both speech and physiological time-series data*. This performance of the SFMs is observed across all the considered SFMs, all the physiological signals, and also for both the classification tasks.

We considered two versions of WavLM - base and large, referred to as WavLM and WavLM-large. We chose WavLM-large for its SOTA performance in SUPERB (Wen Yang et al., 2021), which assesses SFM representations for speech-processing tasks. We find that WavLM-large outperforms WavLM, a difference likely attributable to the sizes of the SFMs: the base version has 94.70 million parameters, while the large version boasts 316.62

SFMs	FCN						CNN					
	ECG		EMG		EDA		ECG		EMG		EDA	
	A (%)	F1 (%)	A (%)	F1 (%)	A (%)	F1 (%)	A (%)	F1 (%)	A (%)	F1 (%)	A (%)	F1 (%)
WavLM	81.60	73.42	78.05	69.99	64.26	43.45	81.90	76.39	78.66	71.36	70.29	63.70
WavLM-large	85.00	80.70	73.78	60.89	67.23	42.02	89.78	88.18	76.69	70.97	69.69	55.76
Wav2vec2	80.45	75.59	75.17	66.99	68.17	49.99	84.21	81.47	77.24	72.23	71.45	61.67
Unispeech-SAT	76.63	65.07	72.45	54.84	64.99	41.20	79.60	75.89	75.73	66.56	69.78	55.23
x-vector	83.42	78.86	75.87	60.33	73.54	55.34	86.78	82.92	75.90	66.24	74.72	63.28
HuBERT	82.93	76.84	75.17	72.57	73.02	55.21	84.51	82.97	79.78	73.57	74.96	63.09
MMS	86.94	83.08	80.18	72.82	75.08	64.54	91.51	89.94	81.39	77.46	79.51	72.23
XLS-R	91.48	89.21	79.63	73.40	74.33	63.06	91.69	90.22	80.21	76.83	78.33	71.96
Whisper	93.42	91.94	85.15	80.90	75.72	67.57	97.85	97.43	87.00	83.92	77.42	68.14

Table 2: Evaluation Scores: A and F1 represent accuracy and macro-average F1 scores, respectively, for 2-class classification (stress vs. non-stress) with downstream models trained on different SFM representations. Scores are averages from a 5-fold evaluation. All scores are in %.

SFMs	FCN						CNN					
	ECG		EMG		EDA		ECG		EMG		EDA	
	A (%)	F1 (%)	A (%)	F1 (%)	A (%)	F1 (%)	A (%)	F1 (%)	A (%)	F1 (%)	A (%)	F1 (%)
WavLM	52.89	39.08	44.59	39.03	49.86	27.36	67.02	49.27	58.93	47.86	53.14	38.15
WavLM-large	66.75	48.12	56.05	38.14	53.11	35.31	69.41	50.20	64.35	50.35	56.47	46.32
Wav2vec2	65.91	47.56	62.32	44.17	53.44	36.26	70.63	63.43	63.69	54.28	57.53	47.44
Unispeech-SAT	63.23	44.21	51.53	36.72	46.14	24.55	64.47	56.31	66.18	48.05	53.11	39.37
x-vector	69.11	56.02	59.35	40.08	45.32	43.82	76.72	67.60	61.41	53.56	59.62	41.38
HuBERT	66.69	49.63	61.44	46.91	56.08	42.06	67.78	63.35	65.99	53.13	59.84	43.38
MMS	72.42	60.61	64.02	47.35	59.68	44.57	78.27	72.03	68.29	56.32	62.93	49.06
XLS-R	74.96	66.29	66.02	47.39	60.69	45.38	77.81	69.06	66.87	58.18	61.72	50.27
Whisper	81.45	72.43	74.84	67.10	60.08	44.89	87.27	85.40	78.60	74.69	63.56	52.38

Table 3: Evaluation Scores: A and F1 represent accuracy and macro-average F1 scores, respectively, for 3-class classification (baseline vs. stress vs. amusement) with downstream models trained on different SFM representations. The scores are averages from a 5-fold evaluation. All scores are in %.

million. However, when compared to other SFMs, it cannot be definitively stated that larger models always provide better representations. For instance, the base versions of Unispeech-SAT and HuBERT, which are significantly smaller than WavLM-large, demonstrate superior performance in some cases and are comparable in others.

Another interesting observation from the experimental results is the performance of x-vector, which, despite having only approximately 4.2 million parameters, outperforms many larger SFM counterparts. This highlights that SFMs trained to capture speaker characteristics can provide robust cross-domain representations.

Among all the SFMs in both Table 2 and Table 3, we observe that multilingual SFMs outperform other models, including monolingual SFMs like Unispeech-SAT, WavLM, WavLM-large, and the speaker recognition PTM x-vector. This validates our second hypothesis that *multilingual SFMs will outperform other SFMs due to their large-scale pre-training across a wide variety of languages, making them adapt more effectively to the nuances of physiological signals and will provide more generalized cross-domain representations. Thus im-*

proving their ability to capture complex temporal patterns and enhancing their overall effectiveness. This is further supported by the visualization of raw representations from the last hidden states of the SFMs using t-SNE plots in Appendix A.1, Figure 2, where we observe better clustering across different classes in multilingual SFMs compared to others. However, among the multilingual SFMs, performance varies, with one model leading in some instances and another in others.

5 Conclusion

In this study, we demonstrate for the first time that SFMs, despite being trained solely on speech data, exhibit notable effectiveness in the challenging OOD task of classifying physiological time-series signals for stress recognition. Our experiments on the WESAD dataset, using various SOTA SFMs, reveal that these models outperform those trained on raw physiological signals. Furthermore, we find that multilingual SFMs excel compared to counterparts, benefiting from multilingual pre-training that enhances their robustness and cross-domain generalization. Our findings open avenues for future research on the OOD generalization of SFMs.

6 Limitations

In our study, we evaluated SFMs using only two downstream networks. However, prior research in speech processing indicates that SFM performance varies across different architectures (Zaiem et al., 2023). In future work, we aim to explore a wider range of downstream models. Additionally, we focused solely on representations from the final layer of the SFMs, despite evidence suggesting that performance can fluctuate based on the extracted features from different layers (Kodali et al., 2023; Pasad et al., 2021). We will investigate this dimension in our future studies as well.

7 Ethics Statement

In our study, we utilize an openly accessible dataset that is freely available for research purposes. The dataset is fully anonymized, ensuring that no sensitive user details are associated with any of the data points. The dataset has been curated to meet ethical standards, and no additional processing was necessary to remove private user information.

References

- Samson Akinpelu, Serestina Viriri, and Adekanmi Adegun. 2024. An enhanced speech emotion recognition using vision transformer. *Scientific Reports*, 14(1):13126.
- Arun Babu, Changan Wang, Andros Tjandra, Kushal Lakhotia, Qiantong Xu, Naman Goyal, Kritika Singh, Patrick von Platen, Yatharth Saraf, Juan Pino, Alexei Baevski, Alexis Conneau, and Michael Auli. 2021. Xls-r: Self-supervised cross-lingual speech representation learning at scale. *arXiv*, abs/2111.09296.
- Alexei Baevski, Yuhao Zhou, Abdelrahman Mohamed, and Michael Auli. 2020. wav2vec 2.0: A framework for self-supervised learning of speech representations. *Advances in neural information processing systems*, 33:12449–12460.
- Jules Caussinille, Benoît Favre, Ricard Marxer, Dena Clink, Abdul Hamid Ahmad, and Arnaud Rey. 2024. Investigating self-supervised speech models’ ability to classify animal vocalizations: The case of gibbon’s vocal signatures. In *Interspeech 2024*, pages 132–136.
- Sanyuan Chen, Chengyi Wang, Zhengyang Chen, Yu Wu, Shujie Liu, Zhuo Chen, Jinyu Li, Naoyuki Kanda, Takuya Yoshioka, Xiong Xiao, et al. 2022. Wavlm: Large-scale self-supervised pre-training for full stack speech processing. *IEEE Journal of Selected Topics in Signal Processing*, 16(6):1505–1518.
- Sanyuan Chen, Yu Wu, Chengyi Wang, Zhengyang Chen, Zhuo Chen, Shujie Liu, Jian Wu, Yao Qian, Furu Wei, Jinyu Li, and Xiangzhan Yu. 2021. *Unispeech-sat: Universal speech representation learning with speaker aware pre-training*.
- Mor Frank, Pengyu Ni, Matthew Jensen, and Mark B Gerstein. 2024. Leveraging a large language model to predict protein phase transition: A physical, multiscale, and interpretable approach. *Proceedings of the National Academy of Sciences*, 121(33):e2320510121.
- YanJun Gao, Skatje Myers, Shan Chen, Dmitriy Dligach, Timothy A Miller, Danielle Bitterman, Matthew Churpek, and Majid Afshar. 2024. When raw data prevails: Are large language model embeddings effective in numerical data representation for medical machine learning applications? *arXiv preprint arXiv:2408.11854*.
- Yuan Gong, Sameer Khurana, Leonid Karlinsky, and James Glass. 2023. *Whisper-at: Noise-robust automatic speech recognizers are also strong general audio event taggers*. In *INTERSPEECH 2023*, pages 2798–2802.
- Wei-Ning Hsu, Benjamin Bolte, Yao-Hung Hubert Tsai, Kushal Lakhotia, Ruslan Salakhutdinov, and Abdelrahman Mohamed. 2021. Hubert: Self-supervised speech representation learning by masked prediction of hidden units. *IEEE/ACM transactions on audio, speech, and language processing*, 29:3451–3460.
- Yongquan Hu, Shuning Zhang, Ting Dang, Hong Jia, Flora D. Salim, Wen Hu, and Aaron J. Quigley. 2024. *Exploring large-scale language models to evaluate eeg-based multimodal data for mental health*. In *Companion of the 2024 on ACM International Joint Conference on Pervasive and Ubiquitous Computing, UbiComp ’24*, page 412–417, New York, NY, USA. Association for Computing Machinery.
- Syem Ishaque, Naimul Khan, and Sri Krishnan. 2022. Detecting stress through 2d ecg images using pre-trained models, transfer learning and model compression techniques. *Machine Learning with Applications*, 10:100395.
- Manila Kodali, Sudarsana Reddy Kadiri, and Paavo Alku. 2023. *Classification of vocal intensity category from speech using the wav2vec2 and whisper embeddings*. In *INTERSPEECH 2023*, pages 4134–4138.
- Rao Ma, Adian Liusie, Mark Gales, and Kate Knill. 2024. *Investigating the emergent audio classification ability of ASR foundation models*. In *Proceedings of the 2024 Conference of the North American Chapter of the Association for Computational Linguistics: Human Language Technologies (Volume 1: Long Papers)*, pages 4746–4760, Mexico City, Mexico. Association for Computational Linguistics.
- Ankita Pasad, Ju-Chieh Chou, and Karen Livescu. 2021. Layer-wise analysis of a self-supervised speech representation model. In *2021 IEEE Automatic Speech*

- Recognition and Understanding Workshop (ASRU)*, pages 914–921. IEEE.
- Orchid Chetia Phukan, Ankita Das, Arun Balaji Buduru, and Rajesh Sharma. 2024. Sonic: Synergizing vision foundation models for stress recognition from ecg signals. *arXiv preprint arXiv:2404.00827*.
- Vineel Pratap, Andros Tjandra, Bowen Shi, Paden Tomasello, Arun Babu, Sayani Kundu, Ali Elkahky, Zhaoheng Ni, Apoorv Vyas, Maryam Fazel-Zarandi, et al. 2024. Scaling speech technology to 1,000+ languages. *Journal of Machine Learning Research*, 25(97):1–52.
- Alec Radford, Jong Wook Kim, Tao Xu, Greg Brockman, Christine McLeavey, and Ilya Sutskever. 2022. Robust speech recognition via large-scale weak supervision. *arXiv preprint*.
- Eklavya Sarkar and Mathew Magimai.-Doss. 2023. Can self-supervised neural representations pre-trained on human speech distinguish animal callers? In *INTER-SPEECH 2023*, pages 1189–1193.
- Philip Schmidt, Attila Reiss, Robert Duerichen, Claus Marberger, and Kristof Van Laerhoven. 2018. Introducing wesad, a multimodal dataset for wearable stress and affect detection. In *Proceedings of the 20th ACM international conference on multimodal interaction*, pages 400–408.
- Muhammad Umer Sheikh, Hassan Abid, Bhuiyan Sanjid Shafique, Asif Hanif, and Muhammad Haris Khan. 2024. Bird whisperer: Leveraging large pre-trained acoustic model for bird call classification. In *Inter-speech 2024*, pages 5028–5032.
- Ghanapriya Singh, Orchid Chetia Phukan, and Ravinder Kumar. 2023. Stress recognition with multi-modal sensing using bootstrapped ensemble deep learning model. *Expert Systems*, 40(6):e13239.
- David Snyder, Daniel Garcia-Romero, Gregory Sell, Daniel Povey, and Sanjeev Khudanpur. 2018. X-vectors: Robust dnn embeddings for speaker recognition. In *2018 IEEE international conference on acoustics, speech and signal processing (ICASSP)*, pages 5329–5333. IEEE.
- Ritu Tanwar, Orchid Chetia Phukan, Ghanapriya Singh, Pankaj Kumar Pal, and Sanju Tiwari. 2024. Attention based hybrid deep learning model for wearable based stress recognition. *Engineering Applications of Artificial Intelligence*, 127:107391.
- Joseph Turian, Jordie Shier, Humair Raj Khan, Bhiksha Raj, Björn W Schuller, Christian J Steinmetz, Colin Malloy, George Tzanetakis, Gissel Velarde, Kirk McNally, et al. 2022. Hear: Holistic evaluation of audio representations. In *NeurIPS 2021 Competitions and Demonstrations Track*, pages 125–145. PMLR.
- Shu wen Yang, Po-Han Chi, Yung-Sung Chuang, Cheng-I Jeff Lai, Kushal Lakhotia, Yist Y. Lin, Andy T. Liu, Jiatong Shi, Xuankai Chang, Guan-Ting Lin, Tzu-Hsien Huang, Wei-Cheng Tseng, Ko tik Lee, Da-Rong Liu, Zili Huang, Shuyan Dong, Shang-Wen Li, Shinji Watanabe, Abdelrahman Mohamed, and Hung yi Lee. 2021. Superb: Speech processing universal performance benchmark. In *Interspeech 2021*, pages 1194–1198.
- Hyungjun Yoon, Biniyam Aschalew Tolera, Taesik Gong, Kimin Lee, and Sung-Ju Lee. 2024. By my eyes: Grounding multimodal large language models with sensor data via visual prompting. *Preprint*, arXiv:2407.10385.
- Salah Zaiem, Youcef Kemiche, Titouan Parcollet, Slim Essid, and Mirco Ravanelli. 2023. Speech self-supervised representation benchmarking: Are we doing it right? In *INTERSPEECH 2023*, pages 2873–2877.
- Xiangyu Zhang, Hexin Liu, Kaishuai Xu, Qiquan Zhang, Daijiao Liu, Beena Ahmed, and Julien Epps. 2024. When llms meets acoustic landmarks: An efficient approach to integrate speech into large language models for depression detection. *arXiv preprint arXiv:2402.13276*.

A Appendix

A.1 Speech Foundation Models

Wav2Vec2²: Base version of 95.04 million parameters that consists of 12 transformer encoder blocks.

HuBERT³: Base version of 95 million parameters.

WavLM: We use base⁴ and large⁵ versions.

UniSpeech-SAT⁶: We utilized base version of 94.68 million parameters.

x-vector⁷: It shows SOTA performance compared to previous SOTA speaker recognition system. It has approx 4.2 million parameters.

MMS⁸: We make use of MMS 1 billion parameters version.

XLS-R⁹: We use XLS-R 1 billion parameters version.

Whisper¹⁰: We have selected the Whisper-base version of 74 million parameters for our experiments.

²<https://huggingface.co/facebook/wav2vec2-base>

³<https://huggingface.co/facebook/hubert-base-ls960>

⁴<https://huggingface.co/microsoft/wavlm-base>

⁵<https://huggingface.co/microsoft/wavlm-large>

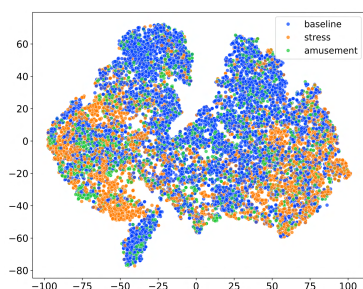
⁶<https://huggingface.co/microsoft/unispeech-sat-base>

⁷<https://huggingface.co/speechbrain/spkrec-xvect-voxceleb>

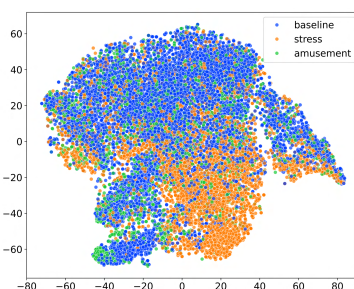
⁸<https://huggingface.co/facebook/mms-1b>

⁹<https://huggingface.co/facebook/wav2vec2-xls-r-1b>

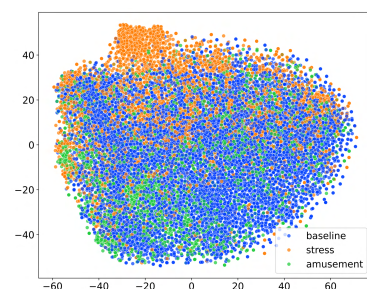
¹⁰<https://huggingface.co/openai/whisper-base>



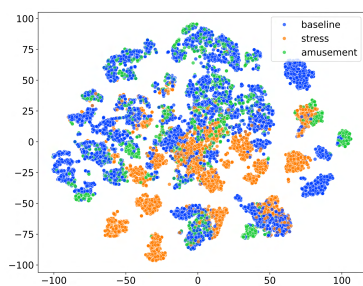
(a) Wav2vec2 (EMG)



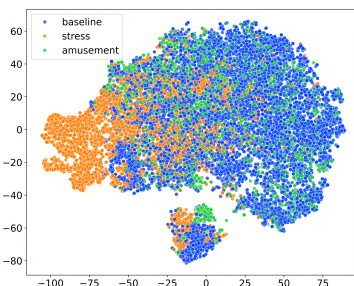
(b) XLS-R (EMG)



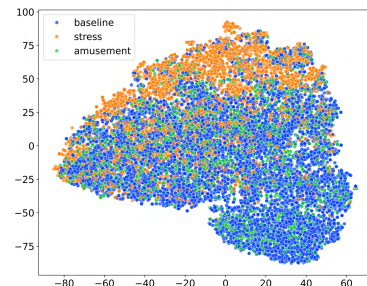
(c) Whisper (EMG)



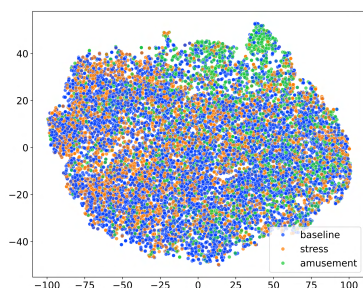
(d) Whisper (ECG)



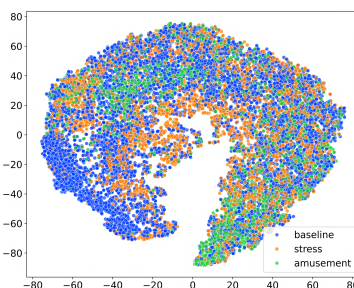
(e) XLS-R (ECG)



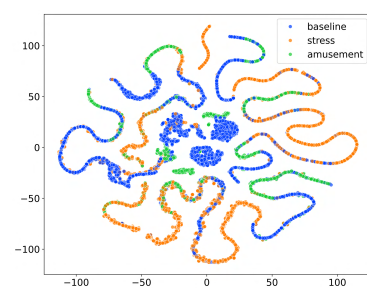
(f) MMS (ECG)



(g) WavLM (EDA)



(h) Wav2vec2 (EDA)



(i) Whisper (EDA)

Figure 2: t-SNE Plots.