

1024m at SMM4H 2024: Tasks 3, 5 & 6 - Self Reported Health Text Classification through Ensembles

Ram Mohan Rao Kadiyala

University of Maryland, College Park
rkadiyal@terpmail.umd.edu

M.V.P. Chandra Sekhara Rao

RVR&JC College of Engineering
mvpcs@rvrjc.ac.in

Abstract

Social media is a great source of data for users reporting information regarding their health and how various things have had an effect on them. This paper presents various approaches using Transformers and Large Language Models and their ensembles, their performance along with advantages and drawbacks for various tasks of SMM4H'24 - Classifying texts on impact of nature and outdoor spaces on the author's mental health (Task 3), Binary classification of tweets reporting their children's health disorders like Asthma, Autism, ADHD and Speech disorder (task 5), Binary classification of users self-reporting their age (task 6).

1 Introduction

Social media has become a key way for people to share their experiences and feelings. This has opened up new opportunities for researchers to understand how different aspects of life affect our well-being. The paper explores three tasks of SMM4H 2024(Xu et al., 2024) - 4-way classification of texts based on effect of nature, outdoor spaces and activities on author's mental health (Task 3), Binary classification of texts reporting health disorders in author's child including ADHD, Autism, Asthma and Speech disorder (Task 5)(Klein et al., 2024), Binary classification of texts self-reporting author's exact age directly / indirectly (Task 6).The paper explores usage of transformer models like RoBERTa(Liu et al., 2019), DeBERTa(He et al., 2021), Longformer(Beltagy et al., 2020) and LLMs including both proprietary and open-source like GPT-4(OpenAI, 2024), Claude-Opus(Anthropic, 2024), Llama-3 8B(Touvron et al., 2023), Mistral 7B(Jiang et al., 2023), Gemma 7B(GemmaTeam, 2024), and ensembles along with advantages and drawbacks of each approach using the models. Similar previous works can be found in (Weissenbacher et al., 2022), (Magge et al., 2021) and (Klein et al., 2020).

2 Datasets

The dataset for Task 3 consists of 3000 reddit posts from r/socialanxiety belonging to four classes based on self reported impact of outdoor spaces and activities on the author's mental health - 0: unrelated to the task, 1: had a positive impact, 2: is neutral or had no effect, 3: had a negative effect. The dataset for Task 5 consists of 9734 tweets belonging to two classes - 1: users reporting having a child having ADHD, Asthma, Autism or Speech disorder and the rest as class 0. Similarly for Task 6, the dataset of 21200 texts consists of both tweets and reddit posts from r/AskDocs for two classes - Class 1 being texts through which the author's current age in years may be determined and rest as Class 0. The distribution of labels for the three tasks can be seen in Table 1, Table 2 and Table 3.

	Training	Development	Testing
Class 0	1131	377	?
Class 1	160	54	?
Class 2	395	131	?
Class 3	114	38	?
Total	1800	600	600

Table 1: Dataset split and class distribution : Task 3

	Training	Development	Testing
Class 0	5118	254	?
Class 1	2280	135	?
Total	7398	389	1947

Table 2: Dataset split and class distribution : Task 5

	Training	Development	Testing
Class 0	5966	2435	?
Class 1	2834	1765	?
Total	8800	4200	8200

Table 3: Dataset split and class distribution : Task 6

	F1	P	R
Bart-Large* (2-stage)	0.673	0.666	0.687
Bart-Large (direct)	0.654	0.676	0.643
Bart-Large (2-stage)	0.679	0.677	0.682
Mean	0.519	0.565	0.538
Median	0.580	0.630	0.589

Table 4: Precision, Recall and F1 on Test set compared to other participants : Task 3

* indicates model is trained without using Dev set

	F1	P	R
Bart-Large* (direct)	0.912	0.896	0.929
Bart-Large (direct)	0.918	0.923	0.912
Mean	0.822	0.818	0.838
Median	0.901	0.885	0.917

Table 5: Precision, Recall and F1 on Test set compared to other participants : Task 5

* indicates model is trained without using Dev set

3 Systems Description

For Task 3, two approaches were tested. One where classification was done directly in a 4-way and the other where classification was done in two stages, this involved first classifying the text whether it is related to the task or not i.e class 0 or not and then classifying the effect on the user in the second stage. For Task 5 and 6 it was done directly as a binary classification task¹². In LLM approaches, The proprietary versions were used as zero-shot and the rest of the LLMs were tested in a zero-shot and fine-tuned manner. Additionally they were tested in a two stage classification for Task 3. In the case of ensembles, It was through majority voting in a set of models, through and-rule for high precision requirement and through or-rule for high recall requirements. For Task 5 and 6, while using LLMs, classification was done by dividing the criteria into parts and aggregating the individual results. i.e In the case of Task 5, individual prompts test for each condition that needed to be satisfied to classify as positive and AND-rule is used for generating final label. Similarly OR-rule was used for Task 6. The performance of different approaches can be seen in Table 7, Table 8 and Table 9. The data during training was shuffled after every epoch and also internally in each mini-batch.

¹Code available at: <https://github.com/1024-m/SMM4H-ACL-2024>

²Models available at: <https://huggingface.co/1024m>

	F1	P	R
Bart-Large (direct)	0.959	0.953	0.965
GPT-4 (and-rule)	0.922	0.895	0.951
Mean	0.924	0.924	0.926
Median	0.936	0.934	0.949

Table 6: Precision, Recall and F1 on Test set compared to other participants : Task 6

4 Error Analysis

The LLMs performed equally good on all kinds of data while transformers models performed less effectively when the kind of language used is off from rest of the data or when criteria for classification was mentioned in one sentence and referred to the conditions indirectly later on. It was observed that positively labelled samples were predicted correctly by either the LLM approach or transformers, hence ensembles of both had recall over 0.99 with just 1 percent drop in F1 scores in Task 5 and 6. Many of the positively misclassified samples were in the format of advertisements where the title appears to match the criteria for positive classification. This is one area where LLMs were still able to distinguish effectively while other models did not.

5 Conclusion

the performance of some of the models compared to others on the test set can be seen in Table 4, Table 5 and Table 6. The LLM approach did yield comparatively good results despite using in a 4bit precision due to lack of computational resources. It is likely the performance would be better than the current models in full precision. Many of the positive label texts have been filtered out during the data collection process. For example, texts self-reporting age in text format instead of numerical. Due to this, a higher focus on recall is necessary. A custom metric with higher importance to recall is better suited for Task 5 and 6 compared to F1 scores. Ensemble approaches like majority voting and filtering guaranteed positive label texts using LLM predictions could improve performance without a significant drop in the F1 scores. Finally, the performance improved on all the tasks while using dev set as additional training data compared to just the training data, hinting at the possibility of improving the performance by adding more training data. Augmentation through paraphrasing existing data however did not improve the results.

	Direct Classification			2-Stage Classification		
Model	Macro-F1	Precision	Recall	Macro-F1	Precision	Recall
Transformers (fine-tuned)						
longformer-large	0.603	0.610	0.596	0.667	0.671	0.660
RoBERTa-large	0.595	0.601	0.585	0.664	0.669	0.652
BART-large	0.603	0.597	0.611	0.670	0.652	0.687
DeBERTa-large	0.601	0.598	0.606	0.661	0.657	0.669
Proprietary LLMs (zero-shot)						
GPT-4	0.536	0.545	0.546	0.584	0.592	0.571
Claude-Opus	0.504	0.492	0.605	0.579	0.565	0.594
Open-source LLMs (fine-tuned)						
LLaMa-3-8B	0.643	0.622	0.653	-	-	-
Mistral-7B	0.637	0.621	0.646	-	-	-
Gemma-7B	0.639	0.624	0.644	-	-	-

Table 7: performance of different approaches on Dev set : Task 3

	Direct Classification			And-rule Classification		
Model	Class1-F1	Precision	Recall	Class1-F1	Precision	Recall
Transformers (fine-tuned)						
longformer-large	0.937	0.940	0.933	-	-	-
RoBERTa-large	0.926	0.926	0.926	-	-	-
BART-large	0.940	0.933	0.947	-	-	-
DeBERTa-large	0.927	0.914	0.941	-	-	-
Proprietary LLMs (zero-shot)						
GPT-4	0.786	0.862	0.956	0.859	0.785	0.948
Claude-Opus	0.689	0.809	0.985	0.851	0.782	0.943
Open-source LLMs (fine-tuned)						
LLaMa-3-8B	0.925	0.939	0.911	-	-	-
Mistral-7B	0.921	0.921	0.921	-	-	-
Gemma-7B	0.920	0.934	0.907	-	-	-

Table 8: performance of different approaches on Dev set : Task 5

	Direct Classification			Or-rule Classification		
Model	Class1-F1	Precision	Recall	Class1-F1	Precision	Recall
Transformers (fine-tuned)						
longformer-large	0.898	0.884	0.914	-	-	-
RoBERTa-large	0.891	0.862	0.920	-	-	-
BART-large	0.901	0.878	0.926	-	-	-
DeBERTa-large	0.894	0.869	0.923	-	-	-
Proprietary LLMs (zero-shot)						
GPT-4	0.861	0.791	0.960	0.897	0.870	0.925
Claude-Opus	0.858	0.794	0.952	0.893	0.873	0.937
Open-source LLMs (fine-tuned)						
LLaMa-3-8B	0.898	0.912	0.886	-	-	-
Mistral-7B	0.894	0.908	0.883	-	-	-
Gemma-7B	0.894	0.901	0.889	-	-	-

Table 9: performance of different approaches on Dev set : Task 6

References

- Anthropic. 2024. Proprietary documentation of Company Name. [\[link\]](#).
- Iz Beltagy, Matthew E. Peters, and Arman Cohan. 2020. [Longformer: The long-document transformer](#).
- GemmaTeam. 2024. [Gemma: Open models based on gemini research and technology](#).
- Pengcheng He, Xiaodong Liu, Jianfeng Gao, and Weizhu Chen. 2021. [Deberta: Decoding-enhanced bert with disentangled attention](#).
- Albert Q. Jiang, Alexandre Sablayrolles, Arthur Mensch, Chris Bamford, Devendra Singh Chaplot, Diego de las Casas, Florian Bressand, Gianna Lengyel, Guillaume Lample, Lucile Saulnier, L  lio Renard Lavaud, Marie-Anne Lachaux, Pierre Stock, Teven Le Scao, Thibaut Lavril, Thomas Wang, Timoth  e Lacroix, and William El Sayed. 2023. [Mistral 7b](#).
- Diederik P. Kingma and Jimmy Ba. 2017. [Adam: A method for stochastic optimization](#).
- Ari Klein, Ilseyar Alimova, Ivan Flores, Arjun Magge, Zulfat Miftahutdinov, Anne-Lyse Minard, Karen O’Connor, Abeed Sarker, Elena Tutubalina, Davy Weissenbacher, and Graciela Gonzalez-Hernandez. 2020. [Overview of the fifth social media mining for health applications \(#SMM4H\) shared tasks at COLING 2020](#). In *Proceedings of the Fifth Social Media Mining for Health Applications Workshop & Shared Task*, pages 27–36, Barcelona, Spain (Online). Association for Computational Linguistics.
- Ari Z Klein, Juan M Banda, Yuting Guo, Ana Lucia Schmidt, Dongfang Xu, Jesus Ivan Flores Amaro, Raul Rodriguez-Esteban, Abeed Sarker, and Graciela Gonzalez-Hernandez. 2023. [Overview of the 8th social media mining for health applications \(smm4h\) shared tasks at the amia 2023 annual symposium](#). *medRxiv : the preprint server for health sciences*, page 2023.11.06.23298168.
- Ari Z Klein, Jos   Agust  n Guti  rrez G  mez, Lisa D Levine, and Graciela Gonzalez-Hernandez. 2024. [Using longitudinal twitter data for digital epidemiology of childhood health outcomes: An annotated data set and deep neural network classifiers](#). *J Med Internet Res*, 26:e50652.
- Yinhan Liu, Myle Ott, Naman Goyal, Jingfei Du, Mandar Joshi, Danqi Chen, Omer Levy, Mike Lewis, Luke Zettlemoyer, and Veselin Stoyanov. 2019. [Roberta: A robustly optimized bert pretraining approach](#).
- Arjun Magge, Ari Klein, Antonio Miranda-Escalada, Mohammed Ali Al-Garadi, Ilseyar Alimova, Zulfat Miftahutdinov, Eulalia Farre, Salvador Lima L  pez, Ivan Flores, Karen O’Connor, Davy Weissenbacher, Elena Tutubalina, Abeed Sarker, Juan Banda, Martin Krallinger, and Graciela Gonzalez-Hernandez. 2021. [Overview of the sixth social media mining for health applications \(#SMM4H\) shared tasks at NAACL 2021](#). In *Proceedings of the Sixth Social Media Mining for Health (#SMM4H) Workshop and Shared Task*, pages 21–32, Mexico City, Mexico. Association for Computational Linguistics.
- OpenAI. 2024. [Gpt-4 technical report](#).
- Hugo Touvron, Thibaut Lavril, Gautier Izacard, Xavier Martinet, Marie-Anne Lachaux, Timoth  e Lacroix, Baptiste Rozi  re, Naman Goyal, Eric Hambro, Faisal Azhar, Aurelien Rodriguez, Armand Joulin, Edouard Grave, and Guillaume Lample. 2023. [Llama: Open and efficient foundation language models](#).
- Davy Weissenbacher, Juan Banda, Vera Davydova, Darryl Estrada Zavala, Luis Gasco S  nchez, Yao Ge, Yuting Guo, Ari Klein, Martin Krallinger, Mathias L  din, Arjun Magge, Raul Rodriguez-Esteban, Abeed Sarker, Lucia Schmidt, Elena Tutubalina, and Graciela Gonzalez-Hernandez. 2022. [Overview of the seventh social media mining for health applications \(#SMM4H\) shared tasks at COLING 2022](#). In *Proceedings of The Seventh Workshop on Social Media Mining for Health Applications, Workshop & Shared Task*, pages 221–241, Gyeongju, Republic of Korea. Association for Computational Linguistics.
- Dongfang Xu, Guillermo Lopez Garcia, Lisa Raitzel, Rolland Roller, Philippe Thomas, Eiji Aramaki, Shuntaro Yada, Pierre Zweigenbaum, Sai Tharuni Samineni, Karen O’Connor, Yao Ge, Sudeshna Das, Abeed Sarker, Ari Klein, Lucia Schmidt, Vishakha Sharma, Raul Rodriguez-Esteban, Juan Banda, Ivan Flores Amaro, Davy Weissenbacher, and Graciela Gonzalez-Hernandez. 2024. [Overview of the 9th social media mining for health applications \(#SMM4H\) shared tasks at ACL 2024](#). In *Proceedings of The 9th Social Media Mining for Health Research and Applications Workshop and Shared Tasks*, Bangkok, Thailand. Association for Computational Linguistics.

A Task 3 System Overview

Classifying the class of unrelated texts (class 0) from the other 3 separately had improved the performance by reducing mis-classification between Class 0 and others. The overview of the process can be seen in [Figure 1](#). The fine-tuned transformer models used had the best results with a learning rate of 0.00002 and weight decay of 0.01 over 30 epochs for 2-stage classification and 50 epochs for direct classification. In case of the fine-tuned LLMs, the base models were loaded in 4-bit configuration due to computational limitations, later fine-tuned and used in 16-bit precision for inference. During training, RoPE scaling was used for texts longer than 2048 tokens. They were fine-tuned over 3 epochs with a learning rate of 0.0002 and weight decay of 0.01 using Alpaca prompts.

The prompts used over the LLMs were as follows :

- **2-stage 1st prompt** : "Did outdoor spaces or activities get mentioned? Respond only with a 1 for yes or 0 for no. Only one character (0/1) nothing else."
- **2-stage 1st prompt** : "What impact did outdoor spaces or activities have on the user's mental health ? Respond only with a 1 for positive or 2 for neutral or 3 for negative. Only one character (1/2/3) nothing else."
- **Direct classification prompt** : "What impact did outdoor spaces or activities have on the user's mental health ? Respond only with a 1 for positive or 2 for neutral or 3 for negative or 0 for no mention. Only one character (1/2/3/0) nothing else."
- **Fine-tuned LLMs prompt** : "What impact did outdoor spaces or activities have on the user's mental health ? Respond only with a 1 for positive or 2 for neutral or 3 for negative or 0 for no mention. Only one character (1/2/3/0) nothing else"

The models that resulted in the best performance on the test set are available at :

- <https://huggingface.co/1024m/SMM4H-Task3-BartL-1A30>
- <https://huggingface.co/1024m/SMM4H-Task3-BartL-1B30>

B Task 5 System Overview

The overview of the process can be seen in [Figure 2](#). The fine-tuned transformer models used had the same hyper-parameters as used in Task 3, and were fine-tuned over 20 epochs. In case of the fine-tuned LLMs, the process is same as what was used in task 3. The proprietary systems were tested additionally using multiple separate prompts for each sub-condition that is to be true to be classified as a positive class text. In case of And-rule approach, the texts were marked as positive (class 1) if all of the conditions were met to achieve higher F1 with a lower recall trade-off.

The prompts used over the LLMs were as follows :

- **Direct classification prompt** : "The tweets already mention at least one of the following: attention-deficit/hyperactivity disorder (ADHD), autism spectrum disorders (ASD), delayed speech (speech disorder), or asthma. In some cases, the tweets discuss hypothetical cases or the possibility of having the condition. It might be about someone else's child or an adult son/daughter. Respond with '1' if the tweet explicitly mentions an existing formal diagnosis of one of those conditions AND it concerns a child/baby AND the child is the user's own. In all other cases, respond with a '0'. Respond with only one character ('0'/'1') and nothing else."
- **AND-rule prompt 1** : "The tweets already mention at least one of the following: attention-deficit/hyperactivity disorder (ADHD), autism spectrum disorders (ASD), delayed speech (speech disorder), or asthma. In some cases, the tweets discuss hypothetical cases or the possibility of having the condition. Respond with '1' if the tweet explicitly mentions an existing formal diagnosis of one of those conditions. In all other cases, respond with a '0'. Respond with only one character ('0'/'1') and nothing else."
- **AND-rule prompt 2** : "The tweets already mention... ...Respond with '1' if the tweet explicitly mentions it concerns a child/baby having one of those conditions. In all other cases, respond with a '0'. Respond with only one character ('0'/'1') and nothing else."

- **AND-rule prompt 3** : "The tweets already mention... ...Respond with '1' if the tweet explicitly mentions the child is the user's own having diagnosed with one of those conditions. In all other cases, respond with a '0'. Respond with only one character ('0'/'1') and nothing else."

The model that resulted in the best performance on the test set is available at :

- <https://huggingface.co/1024m/SMM4H-Task5-BartL-2A>

- **OR-rule prompt 3** : "Respond only with 0 or 1 and nothing else based on whether the current age of the author was expressed using formats like 25m , 24f are used where 'm' refers to Male and 'f' refers to Female."

The models that resulted in the best performance on the test set are available at :

- <https://huggingface.co/1024m/SMM4H-Task6-BartL-A20> For Reddit texts
- <https://huggingface.co/1024m/SMM4H-Task6-BartL-B20> For Twitter texts

C Task 6 System Overview

The overview of the process can be seen in [Figure 3](#). The fine-tuned transformer models used had the same hyper-parameters as used in Task 3, and were fine-tuned over 20 epochs. In case of the fine-tuned LLMs, the process is same as what was used in task 3. The proprietary systems were tested additionally using multiple separate prompts for each sub-condition that can be true to be classified as a positive class text. In case of OR-rule approach, the texts were marked as positive (class 1) if at least one of the conditions were met to achieve higher F1 with a lower recall trade-off. The classification was done separately for twitter and reddit posts with separate models i.e one for each platform's posts.

The prompts used over the LLMs were as follows :

- **Direct classification prompt** : "Respond only with 0 or 1 and nothing else : based on whether current age of the AUTHOR in years can be known from the texts. The texts have a two digit number which is likely an age if not clear. The age needed to know in context is current age of THE author and not someone else. In some cases formats like 25m , 24f are used where m refers to Male and f refers to Female."
- **OR-rule prompt 1** : "Respond only with 0 or 1 and nothing else based on whether the current age of the author was reported in the given text."
- **OR-rule prompt 2** : "Respond only with 0 or 1 and nothing else based on whether the current age of the author can be determined from the given text."

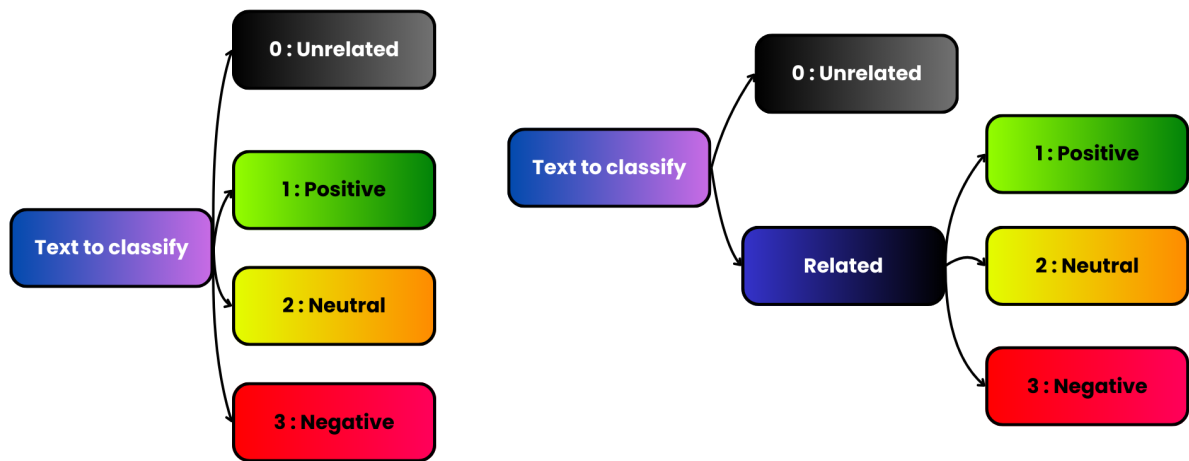


Figure 1: Overview of approaches used for Task 3 : Direct (left) and 2-Stage (right)

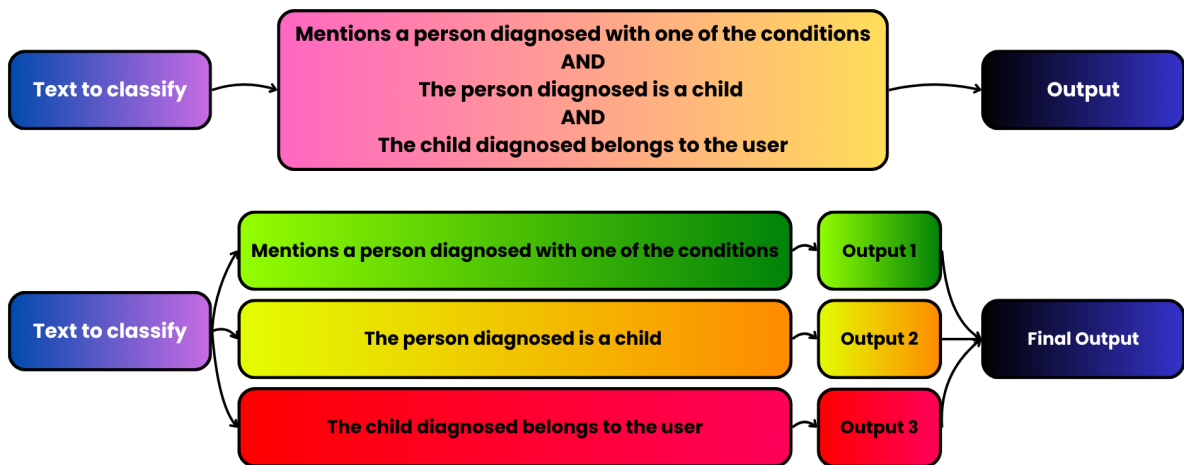


Figure 2: Overview of approaches used for Task 5 : Direct (top) and AND-rule (bottom)

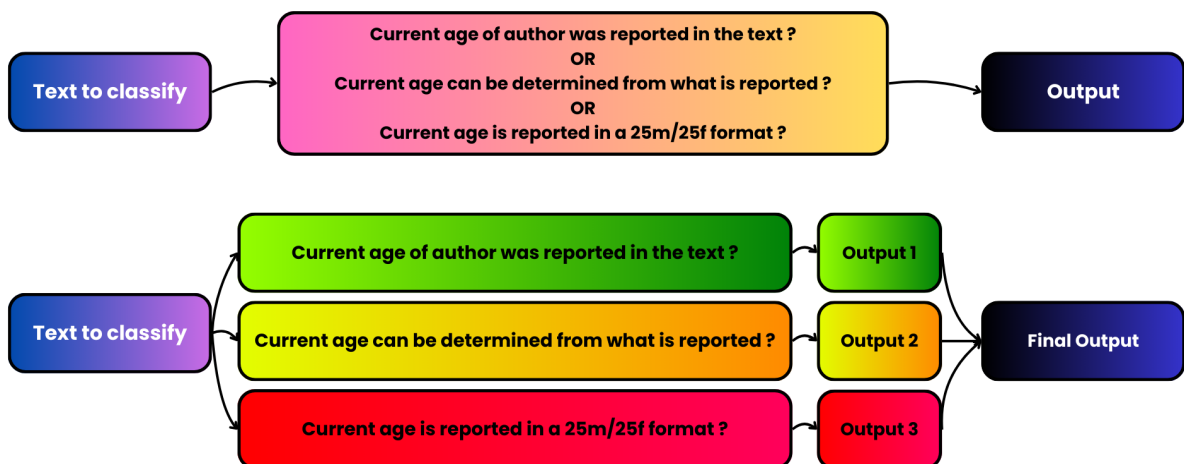


Figure 3: Overview of approaches used for Task 6 : Direct (top) and OR-rule (bottom)