

Aggregated Knowledge Model: Enhancing Domain-Specific QA with Fine-Tuned and Retrieval-Augmented Generation Models

Fengchen Liu
fengchenliu@lbl.gov
Lawrence Berkeley National
Laboratory
Berkeley, California, USA
University of California, Berkeley
Berkeley, California, USA

Jordan Jung
jordanjung@lbl.gov
Lawrence Berkeley National
Laboratory
Berkeley, California, USA
Convergent Computing/CCO
Walnut Creek, California, USA

Wei Feinstein
wfeinstein@lbl.gov
Lawrence Berkeley National
Laboratory
Berkeley, California, USA

Jeff D'Ambrogia
jeffd@lbl.gov
Lawrence Berkeley National
Laboratory
Berkeley, California, USA

Gary Jung
gmjung@lbl.gov
Lawrence Berkeley National
Laboratory
Berkeley, California, USA

ABSTRACT

This paper introduces a novel approach to enhancing closed-domain Question Answering (QA) systems, focusing on the specific needs of the Lawrence Berkeley National Laboratory (LBL) Science Information Technology (SciencIT) domain. Utilizing a rich dataset derived from the SciencIT documentation, our study embarks on a detailed comparison of two fine-tuned large language models and five retrieval-augmented generation (RAG) models. Through data processing techniques, we transform the documentation into structured context-question-answer triples, leveraging the latest Large Language Models (AWS Bedrock, GCP PaLM2, Meta LLaMA2, OpenAI GPT-4, Google Gemini-Pro) for data-driven insights. Additionally, we introduce the Aggregated Knowledge Model (AKM), which synthesizes responses from the seven models mentioned above using K-means clustering to select the most representative answers. The evaluation of these models across multiple metrics offers a comprehensive look into their effectiveness and suitability for the LBL SciencIT environment. The results demonstrate the potential benefits of integrating fine-tuning and retrieval-augmented strategies, highlighting significant performance improvements achieved with the AKM. The insights gained from this study can be applied to develop specialized QA systems tailored to specific domains.

CCS CONCEPTS

• **Information systems** → **Question answering; Retrieval models and ranking**; • **Computing methodologies** → **Natural language processing**; • **Applied computing** → **Document searching**.

KEYWORDS

Fine-tuning Language Models, Retrieval-Augmented Generation, Closed-Domain Question Answering, Domain-Specific Information Retrieval, Large Language Models, GCP PaLM, AWS Bedrock, Meta LLaMA, OpenAI GPT, Google Gemini-Pro, High Performance Computing

Reference Format:

Fengchen Liu, Jordan Jung, Wei Feinstein, Jeff D'Ambrogia, and Gary Jung. . Aggregated Knowledge Model: Enhancing Domain-Specific QA with Fine-Tuned and Retrieval-Augmented Generation Models. In *Proceedings of The Fourth International Conference on AI ML Systems (AIMLSystems 2024)*. ., 7 pages.

1 INTRODUCTION

Rapid advancements in Natural Language Processing (NLP) and deep learning have enhanced the capability of Question Answering (QA) systems to utilize both structured and unstructured data effectively. These systems are increasingly critical in diverse domains, from customer support to academic research, particularly in closed-domain applications known for their precision and domain-specific focus.

At the Lawrence Berkeley National Laboratory (LBL), the SciencIT department addresses the IT needs of the scientific community, utilizing extensive documentation and resources. This work leverages data from the LBL SciencIT documentation website, processed to support our QA system. By integrating technologies like Google Cloud VertexAI, AWS Bedrock, OpenAI, and Meta LLaMA with Retrieval Augmented Generation (RAG) [11, 16] through the LangChain framework, we fine-tune multiple models for enhanced QA performance. In addition to these models, we propose the Aggregated Knowledge Model (AKM), which synthesizes responses from the various fine-tuned and RAG models using K-means clustering [12, 13] to select the most representative answers. This novel approach aims to improve the overall performance and reliability of QA systems in the LBL SciencIT domain.

This paper presents a comparative study of seven models, analyzing their performance and potential in the LBL SciencIT domain.

Additionally, the Aggregated Knowledge Model (AKM) is introduced and evaluated. The findings from this study offer insights into the development of closed-domain QA systems and suggest potential directions for future domain-specific QA enhancements.

1.1 Motivation and Benefits

- **Streamlining Information Retrieval for Researchers:** The LBL researchers require efficient access to ScienceIT documentation to support their work, necessitating systems that provide quick, precise information retrieval.
- **Elevating User Experience through Accessible Expertise:** The QA system enhances user experience by providing rapid and accurate responses, improving efficiency and focus on primary research tasks.
- **Sustainability in Knowledge Dissemination:** Our QA system offers a sustainable solution for information dissemination, evolving with the expanding needs of the ScienceIT ecosystem.
- **Bridging Informational Gaps:** The initiative promotes accessible, accurate information for all researchers, ensuring inclusivity and comprehensive knowledge access within the Berkeley Lab.

2 RELATED WORK

The evolution of QA systems began with Stanford’s BASEBALL in 1961, a rule-based linguistic model interfaced with a database [10]. Advancements in deep learning have significantly impacted QA system development across various domains, notably through the use of neural networks like CNNs [15], LSTMs [23], and the transformational architecture of transformers such as BERT and GPT-2 [6, 7, 21]. Modern QA approaches include:

- **Information Retrieval QA,** utilizing search engines for answer retrieval [5].
- **NLP QA,** employing NLP and machine learning for response deduction [8].
- **Knowledge Base QA,** using structured datasets for precise answers [24].
- **Hybrid QA,** combining multiple methods for enhanced results [17].
- **Retrieval-Augmented Generation QA,** integrating retrieval with generative methods for contextually accurate responses [11, 16].
- **Open Domain and Closed Domain QA,** catering to general or specific informational needs [2, 14].

This diversity highlights the evolution from singular, rule-based models to complex, multifaceted systems that blend retrieval, NLP, and domain-specific methodologies.

3 DATA

Generating meaningful question-answer pairs for a closed-domain QA system presents a significant challenge, particularly in ensuring the relevance and accuracy of the pairs to the specific domain. To address this challenge, we turned to the capabilities of the Language Model (LLM). Specifically, we employed GCP VertexAI’s PaLM2(chat-bison@001)[9]. Given a context paragraph, this LLM was tasked with producing concise and pertinent question-answer

pairs. The model’s ability to understand the essence of a paragraph and distill it into questions and answers was crucial in meeting this challenge. The depth and breadth of the context paragraph determined the number of question-answer pairs generated, with an average context yielding about 5 pairs. In total, our approach resulted in approximately 2800 tuples of context, question, and answer for our data-driven experiments.

4 MODELS

In the domain of Question Answering (QA), the choice of the underlying model plays a pivotal role in determining the system’s efficiency and accuracy. Given the specific requirements of the LBL ScienceIT domain, we ventured into a comprehensive exploration of both conventional and contemporary models. Our endeavor was twofold: fine-tuning Large Language Models (LLMs) and harnessing the power of Retrieval Augmented Generation (RAG) models. This section delineates the specifics of each model we employed.

Figure[1] shows a systematic workflow to tackle QA challenges. The process begins with document preparation which involves loading the data, fragmenting it into digestible segments (discussed in Section 3), and then encoding these segments into numerical vectors using the AWS Bedrock Titan [4], GCP PaLM2 [9], Meta LLaMA [20] and OpenAI GPT-4 [1] embeddings. Once transformed, as shown in Figure[1]A, these vectors are cataloged in an index to streamline future retrievals. When a query is presented, as shown in Figure[1]B, its embedding is generated and juxtaposed with the indexed embeddings to pinpoint the most pertinent document segments. These identified segments are then incorporated into the context of the prompt dispatched to the AWS Bedrock, GCP PaLM2 (text-bison-001), the self-hosting Meta LLaMA models, OpenAI GPT-4 and Google Gemini-Pro[3]. This ensures that the response is not only relevant but also deeply contextual, drawing directly from the information within the retrieved document segments.

4.1 The Enhanced ScienceIT QA System

4.1.1 Two fine-tuned models:

- **Model 1:** Fine-tuned on $\langle \text{question, answer} \rangle$ pairs.

$$\text{Model}_1 : \{(q_i, a_i)\} \rightarrow \hat{a}_i$$

Where q_i is the question, a_i is the ground truth answer, and \hat{a}_i is the predicted answer.

- **Model 2:** Fine-tuned on $\langle \text{question, context, answer} \rangle$ triples.

$$\text{Model}_2 : \{(q_i, c_i, a_i)\} \rightarrow \hat{a}_i$$

Where c_i is the context.

Both models were fine-tuned using 4x NVIDIA A100 80GB GPUs.

4.1.2 Five RAG models:

- **Embedding Generation:** For each document segment d_j , generate an embedding e_j using the respective LLM’s embedding model.

$$e_j = \text{Embed}(d_j)$$

- **Vector Store Creation:** Store all embeddings $E = \{e_1, e_2, \dots, e_n\}$ in a vector database.

- **Query Processing:** Generate an embedding for the query q_i :

$$e_{q_i} = \text{Embed}(q_i)$$

Retrieve the top-k relevant document segments based on similarity (e.g., semantic similarity) to the query embedding:

$$\{d_{i1}, d_{i2}, \dots, d_{ik}\} = \text{Retrieve}(\mathbf{e}_{q_i}, \mathbf{E})$$

Concatenate these retrieved segments to form the augmented context c'_i .

- Answer Generation: Generate the answer \hat{a}_i using the LLM with the augmented context:

$$\hat{a}_i = \text{LLM}(q_i, c'_i)$$

The fifth model, which is a RAG model using Meta LLaMA2, was hosted using 4x NVIDIA A40 40GB GPUs.

4.2 Aggregated Knowledge Model (AKM)

To enhance our Domain Knowledge Question Answering system, we introduced the Aggregated Knowledge Model (AKM) as the 8th model. This model leverages the strengths of seven individual LLM models, including fine-tuned versions of Google PaLM2 and various Retrieval Augmented Generation (RAG) models from AWS Bedrock, GCP PaLM2, Meta LLaMA2, OpenAI GPT-4, and Google Gemini-Pro.

The AKM evaluates responses from these models by utilizing K-means clustering [12, 13] with $k = 1$ to identify the most representative answer for each question. The specific steps involved are as follows:

4.2.1 Vectorization. Each predicted answer A_i from the models is converted into a TF-IDF [19] vector \mathbf{v}_i :

$$\mathbf{V} = [\mathbf{v}_1, \mathbf{v}_2, \dots, \mathbf{v}_7]$$

4.2.2 Clustering. We apply K-means clustering with $k = 1$ to these vectors to find the centroid \mathbf{c} of the cluster:

$$\mathbf{c} = \frac{1}{7} \sum_{i=1}^7 \mathbf{v}_i$$

4.2.3 Distance Calculation. For each vector \mathbf{v}_i , we calculate its Euclidean distance to the centroid \mathbf{c} :

$$d_i = \|\mathbf{v}_i - \mathbf{c}\|$$

4.2.4 Selection. The answer corresponding to the vector with the smallest distance to the centroid is selected as the final response:

$$A_{\text{final}} = A_{\arg \min_i d_i}$$

This approach ensures that the chosen answer is the most central and representative of the combined knowledge from all models. By synthesizing diverse perspectives and reducing the impact of outlier responses, the AKM provides more accurate and reliable answers.

5 EXPERIMENTS

The primary goal of our experiments was to assess the efficacy of various model architectures for our Closed Domain QA System. Approximately 2800 (context, question, answer) tuples were used, with 80% allocated for model fine-tuning and 20% for validation to ensure thorough learning and unbiased assessment.

Evaluation was conducted using a testing dataset comprising approximately 560 ScienceIT domain knowledge questions. Each question was processed by the first seven models (two fine-tuned models and five RAG models) with the LLM temperature set to 0.5. The eighth model, AKM, aggregated the responses from these seven models to generate its answer. This entire process was repeated 100 times, resulting in a total of 56000 samples for evaluation. The performance metrics for each model were computed as the mean and standard deviation (in Table[1], and Appendix A) from these samples, ensuring robust and reliable results.

5.1 Evaluation Metrics

We utilized BLEU Scores to evaluate n-gram accuracy, ROUGE Scores to assess recall, precision, and F1 metrics, and STS (Semantic Textual Similarity) to examine the semantic similarity between model-generated and reference answers, emphasizing STS's relevance due to language variability [18].

5.2 Experimental Comparison

In addition to comparing the performance of all eight models, we also experimented with several methods for the eighth model (AKM) to select the most representative answer:

5.2.1 TF-IDF and Cosine Similarity. We first vectorized the answers using TF-IDF [19] and computed the cosine similarity between each pair of answers. However, this method did not yield the best performance, as the cosine similarity metric alone was insufficient to capture the nuanced differences between the answers.

5.2.2 Embeddings and Mean Embedding (using BERT). In another approach, we utilized pre-trained BERT embeddings [6] to represent each answer. We then computed the mean embedding of all answers and selected the answer whose embedding was closest to this mean. Although this method showed improvement over cosine similarity, it still fell short in accurately identifying the most representative answers due to the high dimensionality and complexity of the embeddings.

5.2.3 Clustering (using K-means). The most effective method was K-means clustering [12, 13]. By clustering the TF-IDF [19] vectors of the predicted answers and selecting the answer closest to the centroid, we were able to consistently identify the most representative answer. This method outperformed the previous approaches by better capturing the central tendency of the answer distributions.

6 ANALYSIS

Our diverse selection of models yielded varied results, with significant insights into their performance across different metrics, as showcased in Figure[2] and Table[1] (for each model's metrics distribution, please see Appendix A Figure 3). BLEU and ROUGE scores indicated specific strengths in text alignment and recall capabilities, while STS scores highlighted semantic similarities effectively handled by our models. Notably, Models with Retrieval-Augmented Generation (RAG) features, such as Model 6 (OpenAI GPT-4) and Model 7 (Google Gemini-Pro), showed strong performances in semantic contexts, aligning closely with reference answers, showcasing the impact of RAG on model performance.

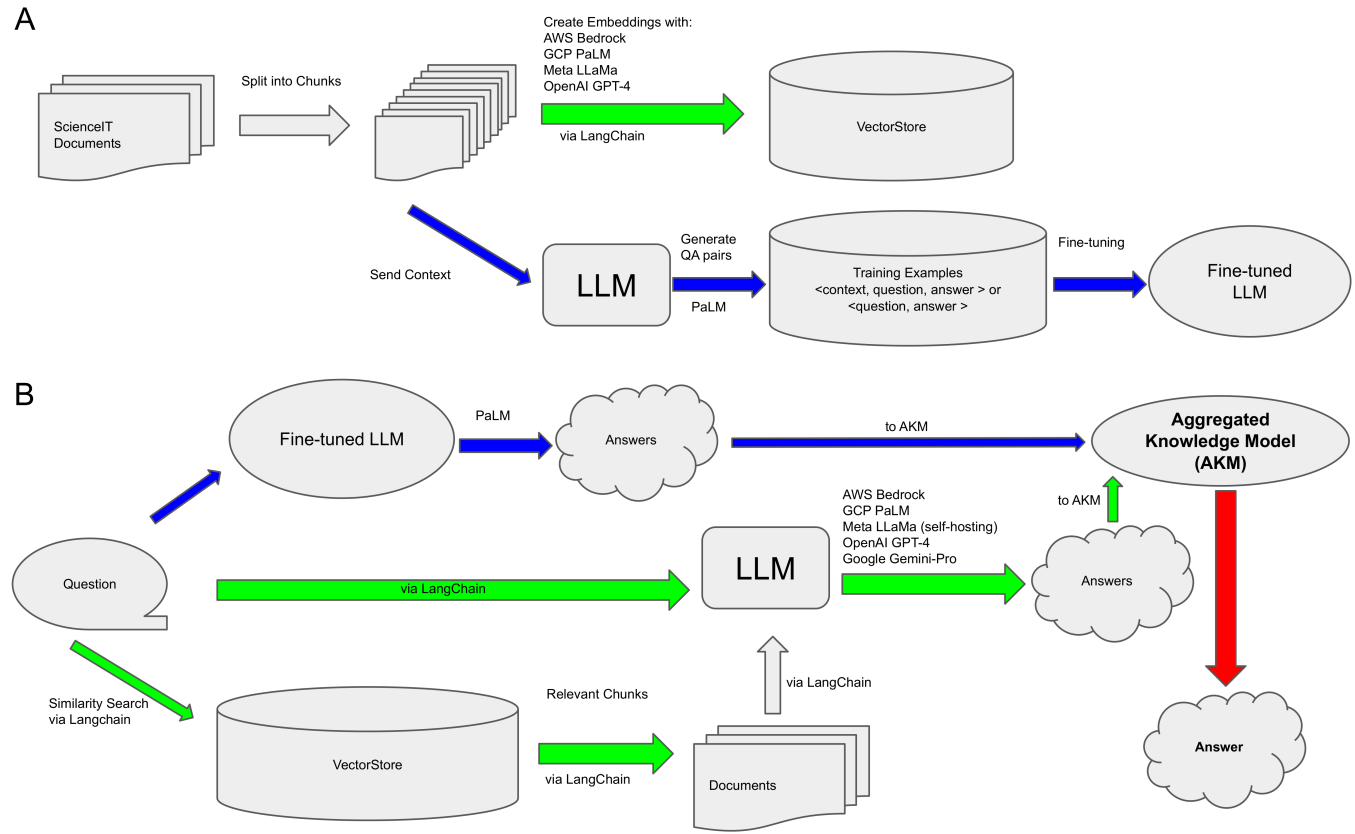


Figure 1: Workflow of the Enhanced ScienceIT QA System. This diagram illustrates the two-fold process in the QA system’s development. Panel A shows the data preparation phase, where ScienceIT documents are split into chunks and processed to generate embeddings with AWS Bedrock, GCP PaLM, Meta LLaMA, and OpenAI GPT-4, facilitated by LangChain, creating a VectorStore for RAG (green) and training examples for model fine-tuning (blue). Panel B depicts the query processing flow where a fine-tuned LLM answers a user’s question, and the RAG retrieves relevant document chunks from the VectorStore using similarity search. The question, along with retrieved chunks, is passed through various LLMs, including AWS Bedrock, GCP PaLM, Meta LLaMA (self-hosted), OpenAI GPT-4, and Google Gemini-Pro, to generate precise answers. The Aggregated Knowledge Model (AKM) further enhances the system by synthesizing answers from the fine-tuned and RAG models using K-means clustering to select the most representative answer (red), improving overall accuracy and reliability.

The introduction of the Aggregated Knowledge Model (AKM) further improved performance by effectively synthesizing the strengths of the individual models. From the evaluation metrics in Table[1], it is evident that the AKM model consistently achieved higher scores across various metrics, indicating its robustness and effectiveness in providing accurate and contextually relevant answers. This improvement, with an overall performance increase of over 8%, can be attributed to the AKM’s ability to aggregate and balance the diverse responses from multiple models, capturing the central tendency and reducing the impact of outlier predictions.

The use of K-means clustering in the AKM proved to be particularly effective. By vectorizing the predicted answers and identifying the centroid of the cluster, the AKM could select the most representative answer for each question. This method outperformed others, such as TF-IDF with cosine similarity and BERT embeddings with mean embedding, by better capturing the overall distribution of the answers and selecting the one closest to the centroid.

7 CONCLUSION

This study explored various models in Closed Domain Question Answering (QA) Systems, demonstrating the distinct advantages of Retrieval Augmented Generation models. The introduction of the Aggregated Knowledge Model (AKM) marked a significant improvement, with an overall performance increase of over 8%, surpassing the previously best-performing OpenAI GPT-4 with RAG. The AKM model leveraged the strengths of multiple models to provide more accurate and reliable answers, resulting in a higher average evaluation score across multiple metrics.

The results emphasize the need for tailoring model architecture and fine-tuning strategies to specific domains. The AKM model, by aggregating responses from various LLMs and RAG models, highlights the importance of integrating diverse model capabilities and effective retrieval mechanisms to enhance performance.

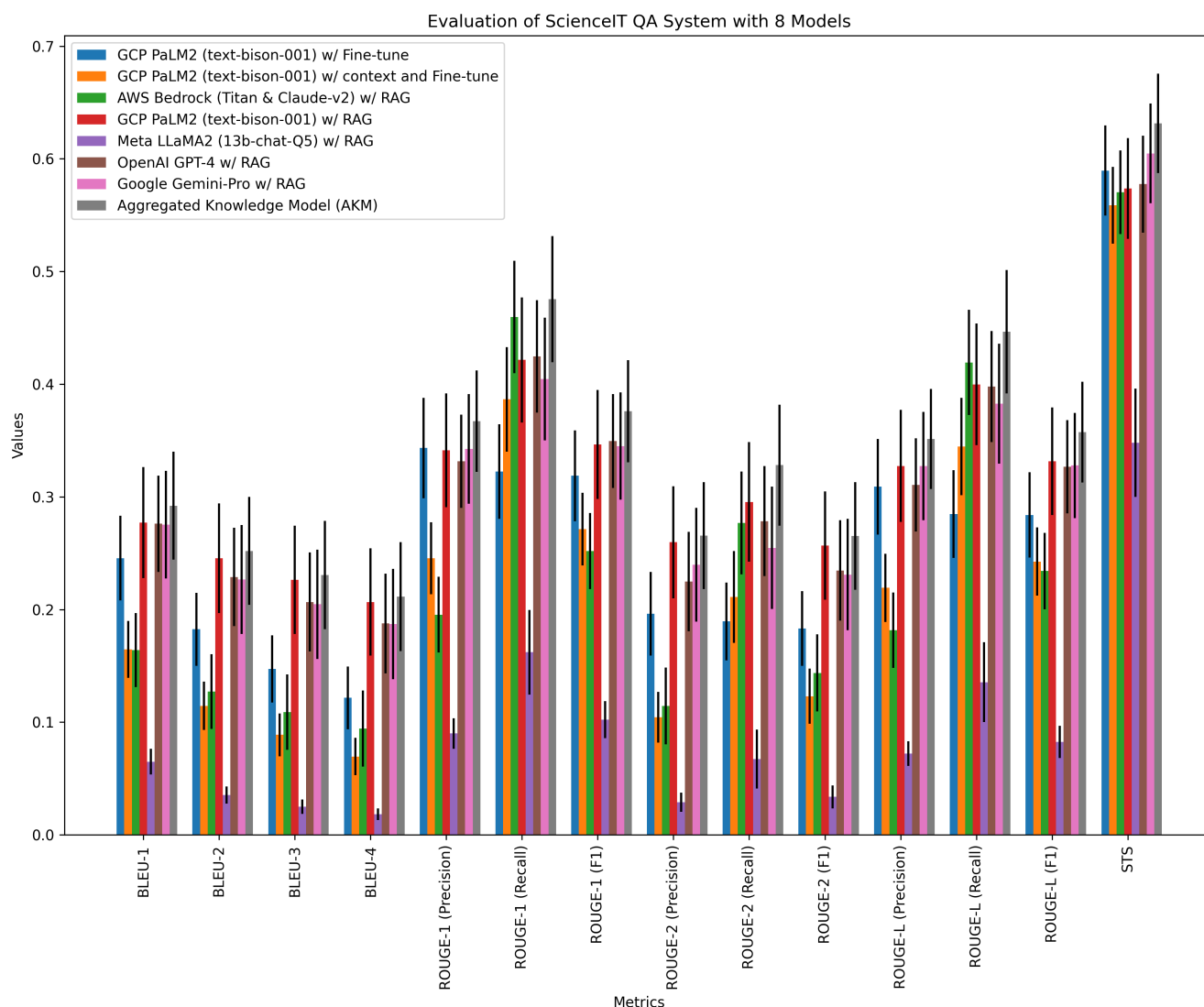


Figure 2: Performance metrics of different models across various evaluation metrics. The figure compares eight models: two fine-tuned, five retrieval-augmented generation (RAG), and the Aggregated Knowledge Model (AKM). The models were evaluated using approximately 560 ScienceIT domain knowledge questions, with the process repeated 100 times. Metrics include BLEU-1, BLEU-2, BLEU-3, BLEU-4, ROUGE-1 (Precision), ROUGE-1 (Recall), ROUGE-1 (F1), ROUGE-2 (Precision), ROUGE-2 (Recall), ROUGE-2 (F1), ROUGE-L (Precision), ROUGE-L (Recall), ROUGE-L (F1), and Semantic Textual Similarity (STS). Each bar represents the mean value of the metric for a model, with error bars indicating the standard deviation. The AKM model aggregates responses from the seven models using K-means clustering, showing improved performance across the metrics.

Challenges persist in creating question-answer pairs for extensive document sets, necessitating innovative approaches and broader experiments to refine our models and outcomes. Future research will focus on enhancing data quality through advanced augmentation techniques, developing hybrid models that integrate various architectural strengths, and employing advanced metrics like the ReCOGS Semantic Exact Match [22] for deeper semantic analysis. Additionally, addressing ethical implications, particularly

around data privacy, user consent, and bias mitigation, is crucial as we advance these technologies.

ACKNOWLEDGMENTS

This research used the Lawrence computational cluster provided by the IT Division at Lawrence Berkeley National Laboratory, supported by the U.S. Department of Energy under Contract No. DE-AC02-05CH11231. We also acknowledge the support from the Tuition Assistance Program (TAP) at Lawrence Berkeley National

| Metrics | Model 1 | Model 2 | Model 3 | Model 4 | Model 5 | Model 6 | Model 7 | Model 8 |
|---------------------|---------------|---------------|---------------|---------------|---------------|---------------|---------------|---------------|
| BLEU-1 | 0.246 ± 0.038 | 0.165 ± 0.025 | 0.164 ± 0.033 | 0.277 ± 0.049 | 0.065 ± 0.011 | 0.276 ± 0.043 | 0.275 ± 0.048 | 0.292 ± 0.048 |
| BLEU-2 | 0.182 ± 0.032 | 0.115 ± 0.021 | 0.127 ± 0.033 | 0.246 ± 0.049 | 0.035 ± 0.008 | 0.229 ± 0.044 | 0.227 ± 0.048 | 0.252 ± 0.048 |
| BLEU-3 | 0.147 ± 0.030 | 0.089 ± 0.019 | 0.109 ± 0.034 | 0.226 ± 0.048 | 0.025 ± 0.006 | 0.207 ± 0.044 | 0.205 ± 0.048 | 0.231 ± 0.048 |
| BLEU-4 | 0.122 ± 0.028 | 0.070 ± 0.017 | 0.094 ± 0.034 | 0.207 ± 0.048 | 0.018 ± 0.005 | 0.188 ± 0.044 | 0.187 ± 0.049 | 0.211 ± 0.048 |
| ROUGE-1 (Precision) | 0.343 ± 0.045 | 0.245 ± 0.032 | 0.195 ± 0.034 | 0.341 ± 0.051 | 0.090 ± 0.013 | 0.332 ± 0.041 | 0.342 ± 0.049 | 0.367 ± 0.045 |
| ROUGE-1 (Recall) | 0.323 ± 0.042 | 0.387 ± 0.047 | 0.460 ± 0.050 | 0.422 ± 0.056 | 0.162 ± 0.038 | 0.425 ± 0.050 | 0.404 ± 0.054 | 0.476 ± 0.056 |
| ROUGE-1 (F1) | 0.319 ± 0.040 | 0.271 ± 0.032 | 0.252 ± 0.034 | 0.346 ± 0.048 | 0.102 ± 0.016 | 0.350 ± 0.042 | 0.345 ± 0.048 | 0.376 ± 0.045 |
| ROUGE-2 (Precision) | 0.196 ± 0.037 | 0.104 ± 0.023 | 0.114 ± 0.034 | 0.260 ± 0.050 | 0.029 ± 0.009 | 0.225 ± 0.044 | 0.240 ± 0.051 | 0.266 ± 0.048 |
| ROUGE-2 (Recall) | 0.189 ± 0.034 | 0.211 ± 0.041 | 0.277 ± 0.046 | 0.295 ± 0.053 | 0.067 ± 0.026 | 0.278 ± 0.049 | 0.255 ± 0.054 | 0.328 ± 0.054 |
| ROUGE-2 (F1) | 0.183 ± 0.033 | 0.123 ± 0.025 | 0.144 ± 0.034 | 0.257 ± 0.048 | 0.034 ± 0.010 | 0.235 ± 0.045 | 0.231 ± 0.049 | 0.265 ± 0.048 |
| ROUGE-L (Precision) | 0.309 ± 0.042 | 0.219 ± 0.030 | 0.181 ± 0.033 | 0.327 ± 0.050 | 0.072 ± 0.011 | 0.311 ± 0.041 | 0.327 ± 0.048 | 0.352 ± 0.044 |
| ROUGE-L (Recall) | 0.285 ± 0.039 | 0.345 ± 0.043 | 0.419 ± 0.047 | 0.400 ± 0.054 | 0.136 ± 0.035 | 0.398 ± 0.049 | 0.383 ± 0.053 | 0.447 ± 0.055 |
| ROUGE-L (F1) | 0.284 ± 0.038 | 0.243 ± 0.030 | 0.234 ± 0.034 | 0.332 ± 0.048 | 0.082 ± 0.014 | 0.327 ± 0.041 | 0.328 ± 0.047 | 0.357 ± 0.045 |
| STS | 0.590 ± 0.040 | 0.559 ± 0.034 | 0.570 ± 0.037 | 0.574 ± 0.045 | 0.348 ± 0.048 | 0.578 ± 0.043 | 0.605 ± 0.044 | 0.631 ± 0.044 |
| Average | 0.266 ± 0.037 | 0.225 ± 0.030 | 0.239 ± 0.037 | 0.322 ± 0.050 | 0.090 ± 0.018 | 0.311 ± 0.044 | 0.311 ± 0.049 | 0.347 ± 0.048 |

Table 1: Performance metrics (the mean and standard deviation (\pm)) across different models. Model 1: GCP PaLM2 (text-bison-001) w/ Fine-tune. Model 2: GCP PaLM2 (text-bison-001) w/ context and Fine-tune. Model 3: AWS Bedrock (Titan & Claude-v2) w/ RAG. Model 4: GCP PaLM2 (text-bison-001) w/ RAG. Model 5: Meta LLaMA2 (13b-chat-Q5) w/ RAG. Model 6: OpenAI GPT-4 w/ RAG. Model 7: Google Gemini-Pro w/ RAG. Model 8: Aggregated Knowledge Model (AKM). STS: Semantic Textual Similarity.

Laboratory. This research was further supported by the Master of Information and Data Science program at the UC Berkeley School of Information, with guidance from its faculty and administration. Additionally, we acknowledge the computational resources from Amazon Web Services (AWS) and Google Cloud Platform (GCP) that supported our experiments.

REFERENCES

- [1] Josh Achiam, Steven Adler, Sandhini Agarwal, Lama Ahmad, Ilge Akkaya, Floren-
cia Leoni Aleman, Diogo Almeida, Janko Altschmidt, Sam Altman, Shyamal
Anadkat, et al. 2023. Gpt-4 technical report. *arXiv preprint arXiv:2303.08774*
(2023).
- [2] Jafar A Alzubi, Rachna Jain, Anubhav Singh, Pritee Parwekar, and Meenu Gupta.
2021. COBERT: COVID-19 question answering system using BERT. *Arabian
journal for science and engineering* (2021), 1–11.
- [3] Rohan Anil, Sebastian Borgeaud, Yonghui Wu, Jean-Baptiste Alayrac, Jiahui Yu,
Radu Soricut, Johan Schalkwyk, Andrew M Dai, Anja Hauth, et al. 2023. Gemini:
a family of highly capable multimodal models. *arXiv preprint arXiv:2312.11805*
(2023).
- [4] AWS. 2023. AWS Bedrock. <https://aws.amazon.com/bedrock/>. Accessed: 2023-
12-19.
- [5] Hiteshwar Kumar Azad and Akshay Deepak. 2019. Query expansion techniques
for information retrieval: a survey. *Information Processing & Management* 56, 5
(2019), 1698–1735.
- [6] Jacob Devlin, Ming-Wei Chang, Kenton Lee, and Kristina Toutanova. 2018. Bert:
Pre-training of deep bidirectional transformers for language understanding. *arXiv
preprint arXiv:1810.04805* (2018).
- [7] Kavin Ethayarajh. 2019. How contextual are contextualized word representa-
tions? Comparing the geometry of BERT, ELMo, and GPT-2 embeddings. *arXiv
preprint arXiv:1909.00512* (2019).
- [8] Ravi Garg, Elissa Oh, Andrew Naidech, Konrad Kording, and Shyam Prabhakaran.
2019. Automating ischemic stroke subtype classification using machine learning
and natural language processing. *Journal of Stroke and Cerebrovascular Diseases*
28, 7 (2019), 2045–2051.
- [9] Google. 2023. Tune Language Foundation Models Vertex AI Google Cloud. <https://cloud.google.com/vertex-ai/docs/generative-ai/models/tune-models>. Accessed:
2023-12-30.
- [10] Bert F Green Jr, Alice K Wolf, Carol Chomsky, and Kenneth Laughery. 1961.
Baseball: an automatic question-answerer. In *Papers presented at the May 9-11,
1961, western joint IRE-AIEE-ACM computer conference*. 219–224.
- [11] Kelvin Guu, Kenton Lee, Zora Tung, Panupong Pasupat, and Mingwei Chang. 2020.
Retrieval augmented language model pre-training. In *International conference on
machine learning*. PMLR, 3929–3938.
- [12] Greg Hamerly and Charles Elkan. 2003. Learning the k in k-means. *Advances in
neural information processing systems* 16 (2003).
- [13] John A Hartigan and Manchek A Wong. 1979. Algorithm AS 136: A k-means
clustering algorithm. *Journal of the royal statistical society. series c (applied
statistics)* 28, 1 (1979), 100–108.
- [14] Mahsa Abazari Kia, Aygul Garifullina, Mathias Kern, Jon Chamberlain, and Shoaib
Jameel. 2022. Adaptable closed-domain question answering using contextualized
CNN-attention models and question expansion. *IEEE Access* 10 (2022), 45080–
45092.
- [15] Tao Lei, Zhizhong Shi, Duoxing Liu, Lei Yang, and Feng Zhu. 2018. A novel
CNN-based method for question classification in intelligent question answering.
In *Proceedings of the 2018 international conference on algorithms, computing and
artificial intelligence*. 1–6.
- [16] Patrick Lewis, Ethan Perez, Aleksandra Piktus, Fabio Petroni, Vladimir Karpukhin,
Naman Goyal, Heinrich Küttler, Mike Lewis, Wen-tau Yih, Tim Rocktäschel,
et al. 2020. Retrieval-augmented generation for knowledge-intensive nlp tasks.
Advances in Neural Information Processing Systems 33 (2020), 9459–9474.
- [17] Ekaterina Loginova, Stalin Varanasi, and Günter Neumann. 2021. Towards end-
to-end multilingual question answering. *Information Systems Frontiers* 23 (2021),
227–241.
- [18] Matt Post. 2018. A call for clarity in reporting BLEU scores. *arXiv preprint
arXiv:1804.08771* (2018).
- [19] Juan Ramos et al. 2003. Using tf-idf to determine word relevance in document
queries. In *Proceedings of the first instructional conference on machine learning*,
Vol. 242. Citeseer, 29–48.
- [20] Hugo Touvron, Louis Martin, Kevin Stone, Peter Albert, Amjad Almahairi, Yas-
mine Babaei, Nikolay Bashlykov, Soumya Batra, Prajwal Bhargava, Shruti Bhos-
ale, et al. 2023. Llama 2: Open foundation and fine-tuned chat models. CoRR,
abs/2307.09288, 2023b. doi: 10.48550. *arXiv preprint arXiv:2307.09288* (2023).
- [21] Ashish Vaswani, Noam Shazeer, Niki Parmar, Jakob Uszkoreit, Llion Jones,
Aidan N Gomez, Łukasz Kaiser, and Illia Polosukhin. 2017. Attention is all
you need. *Advances in neural information processing systems* 30 (2017).
- [22] Zhengxuan Wu, Christopher D Manning, and Christopher Potts. 2023. Recogs:
How incidental details of a logical form overshadow an evaluation of semantic
interpretation. *arXiv preprint arXiv:2303.13716* (2023).
- [23] Wei Xia, Wen Zhu, Bo Liao, Min Chen, Lijun Cai, and Lei Huang. 2018. Novel
architecture for long short-term memory used in question classification. *Neuro-
computing* 299 (2018), 20–31.
- [24] Guangyou Zhou, Zhiwen Xie, Zongfu Yu, and Jimmy Xiangji Huang. 2021. DFM:
A parameter-shared deep fused model for knowledge base question answering.
Information Sciences 547 (2021), 103–118.

A DISTRIBUTION OF METRICS

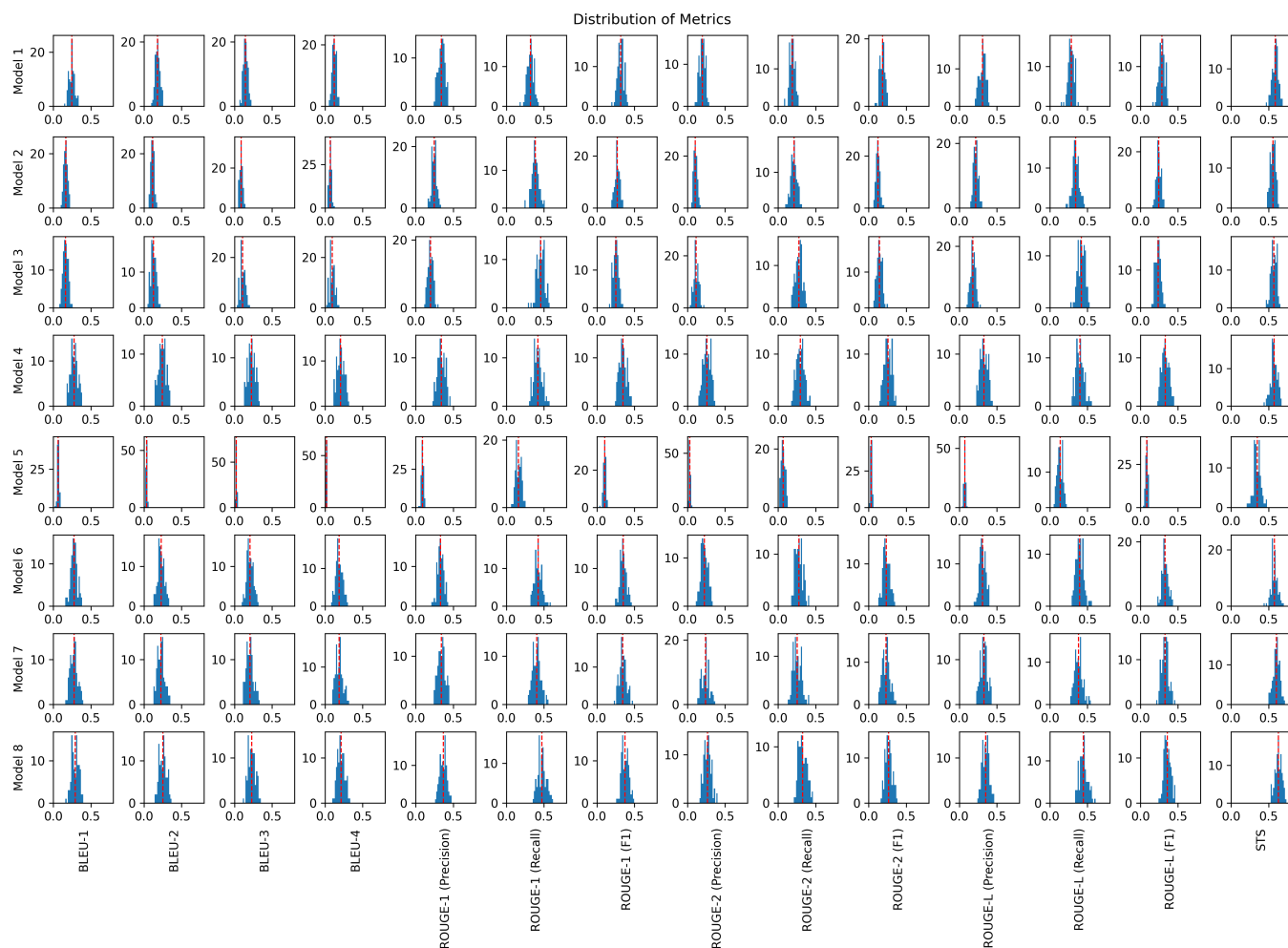


Figure 3: Distribution of metrics for each model. The plot shows the performance metrics (BLEU, ROUGE, and STS) distributions for eight models evaluated on approximately 560 ScienceIT domain knowledge questions. Each model’s performance was assessed 100 times, resulting in distributions. The red lines indicate the mean values. Model 1: GCP PaLM2 (text-bison-001) w/ Fine-tune. Model 2: GCP PaLM2 (text-bison-001) w/ context and Fine-tune. Model 3: AWS Bedrock (Titan & Claude-v2) w/ RAG. Model 4: GCP PaLM2 (text-bison-001) w/ RAG. Model 5: Meta LLaMA2 (13b-chat-Q5) w/ RAG. Model 6: OpenAI GPT-4 w/ RAG. Model 7: Google Gemini-Pro w/ RAG. Model 8: Aggregated Knowledge Model (AKM). STS: Semantic Textual Similarity.