

COMPUTER VALIDATION OF OPEN GAPS FOR THE ALMOST MATHIEU OPERATOR WITH CRITICAL COUPLING

JORDI-LLUÍS FIGUERAS AND JOAQUIM PUIG

ABSTRACT. We present some computer assisted methods to prove the existence of spectral gaps for the Almost Mathieu operator at critical coupling and give rigorous numerical estimates on their size. As an example we show that the first 8 gaps predicted by the Gap Labelling theorem are open when $\omega = (\sqrt{5} - 1)/2$ and 12 of them are open when $\omega = e - 2$. A dynamical method based on the constructive conjugation to a hyperbolic cocycle and a spectral method based on the rigorous computation of the eigenvalues of finite-dimensional matrices are presented. We also present some experiments and conjectures on gap size for the associated peridodic problems.

1. INTRODUCTION

In the last decades quasi-periodic Schrödinger operators and the associated dynamical systems generated by their eigenvalue equations have been intensively studied as a valuable source of examples of different spectral and dynamical properties (see, the reviews [14, 39, 32, 12]). Among these Schrödinger operators, a central focus of interest has been the Almost Mathieu Operator (AMO, see [28] for a recent review and references therein), known also as Harper Operator, which acts on $l^2(\mathbb{Z})$ as

$$(1.1) \quad (H_{b,\omega,\theta}x)_n = x_{n+1} + x_{n-1} + b \cos(2\pi(\omega n + \theta))x_n, \quad n \in \mathbb{Z}.$$

Here ω is called the *frequency* of the quasi-periodic potential, b the *coupling* parameter, which is taken equal to 2 in most of the present paper, and $\theta \in \mathbb{T} = \mathbb{R}/\mathbb{Z}$ is a phase.

A focus of interest has been the structure of the spectrum of the AMO in terms of ω and b , which is a compact subset of \mathbb{R} . For irrational frequencies and nonzero coupling it was soon conjectured [8] and numerically observed [26] that the spectrum is a Cantor set: connected components of the resolvent set, the *gaps*, are dense in the spectrum, see Figure 1. This contrasts with the *periodic case* of ω rational, where the spectrum, contrary to the case of ω irrational, depends on ϕ and it is the union of finitely many closed intervals, the *spectral bands* (see [12] for a general introduction to 1D ergodic Schrödinger operators).

The Cantor structure of the spectrum, which as a mathematical challenge was known as the *Ten Martini Problem*, has been established in a series of papers [9, 11, 41, 5, 3] and references therein. Thanks to Aubry-André duality [2], the spectrum for $|b| > 2$ and the spectrum for $1/b$ are homothetic and the gap structure

2020 *Mathematics Subject Classification.* 34L40, 37C55, 65G30.

Key words and phrases. Almost Mathieu Operator, Hofstadter butterfly, Quasi-Periodic Schrödinger operators, Cantor Spectrum, Quasi-Periodic Skew-Products and Cocycles, Validated Numerics, Computer-Assisted Proofs.

is the same. In the *noncritical* case ($|b| \neq 2$), the fact that all gaps predicted by the *Gap Labelling Theorem* [30] are open, a question called the *Dry Ten Martini Problem*, has been proven for ω Diophantine [4] and for all irrational frequencies [6]. In the *critical* case $|b| = 2$, although it is known that for irrational ω the spectrum is a Cantor set of zero Lebesgue measure [37, 5], and therefore infinitely many gaps are open, it is not known which gaps are open, even for Diophantine frequencies. The numerical plot of the spectrum versus the frequency, the well-known *Hofstadter Butterfly* [26, 23, 20, 40] depicted in Figure 1 suggests an opening of all gaps for the irrational case. To our knowledge, the question of whether all possible gaps are open for the AMO remains open only in the critical case $|b| = 2$ see [34, 6]. In particular, for a Diophantine ω such as the golden mean, it is not known whether a particular gap is open.

The goal of this paper is to prove realistic bounds on the size of individual gaps of the AMO for critical coupling $b = 2$ and irrational frequencies using rigorous numerics [48]. The idea is the following: given a numerical approximation of a gap which can be obtained by non-rigorous means we will provide algorithms to validate it (i.e. proving that it actually represents a true gap) that reduce the problem to checking a large, but finite, number of strict inequalities. This last step can be checked rigorously by a computer using interval arithmetic. We will present two methods to validate spectral gaps: a *dynamical method*, based on the dynamics of a Schrödinger cocycle inside a spectral gap, and a *spectral method*, based on the validated computation of the eigenvalues of the finite dimensional matrices given by periodic approximations of the irrational frequency.

We will show that 8 gaps of the AMO (as predicted by the Gap Labelling Theorem) are open for $b = 2$ and $\omega = \frac{\sqrt{5}-1}{2}$ and 12 gaps are open for $\omega = e - 2$. These specific values are chosen to exemplify the method and could be adapted to other particular values. We will also provide validated bounds for the upper and lower endpoints of these intervals, yielding an estimate of its width and an upper bound on the measure of the spectrum (which is known to be zero in this case). Finally, we investigate questions on the spectrum with rational frequencies regarding the ordering of gaps according to their length or the relation with the quantities involved appearing in Thouless conjecture.

The paper is structured as follows. In the methods section we give the necessary background on the dynamical and spectral aspects of the problem, as well as an overview of the computer-assisted methods for the proof of the main results. In the results section we state the two main results on the existence of spectral gaps. We also describe some experiments on the size and scaling of gaps, in particular about the scaling of Thouless conjecture. We end the paper discussing the limitations and the possible extensions of the results.

2. METHODS

2.1. Dynamics and Gaps of Quasi-Periodic Schrödinger operators. In this section we summarize some of the theoretical results which will be needed in the rest of the paper. Our presentation is limited to the results which are relevant for our approach and we refer the interested reader to the bibliography given in the introduction.

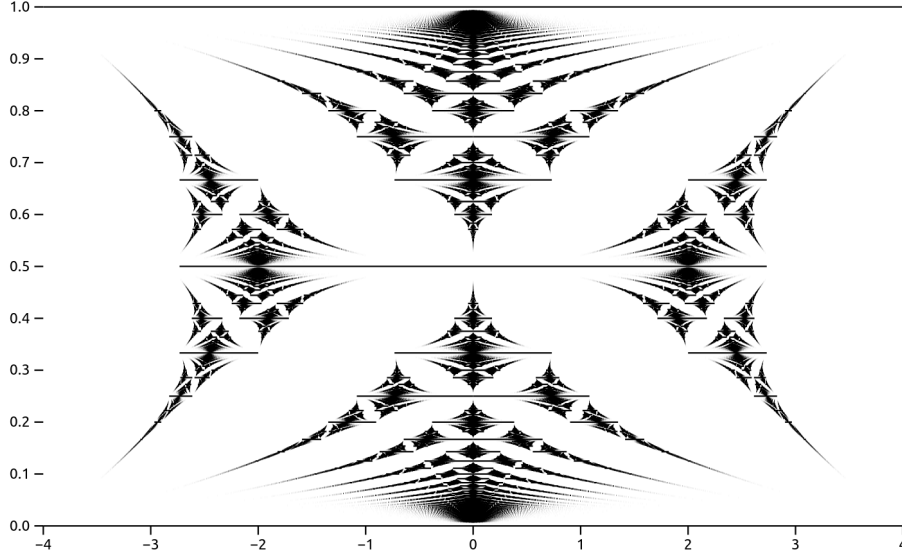


FIGURE 1. Hofstadter butterfly: frequency on the vertical direction, spectrum on the horizontal direction

2.1.1. *Quasi-periodic cocycles and their reducibility.* In the validated numerical algorithms that we will present, it is important to describe the dynamics of the eigenvalue equation (2.3), or rather its equivalent 1st order system,

$$(2.1) \quad \begin{pmatrix} x_{n+1} \\ x_n \end{pmatrix} = \begin{pmatrix} a - b \cos(2\pi\theta_n) & -1 \\ 1 & 0 \end{pmatrix} \begin{pmatrix} x_n \\ x_{n-1} \end{pmatrix}, \quad \theta_{n+1} = \theta_n + \omega,$$

when a lies inside an open spectral gap.

Dynamically, first-order systems like (2.1), known as *quasi-periodic skew-product systems*, are defined by the iteration of a map, called the *cocycle*,

$$(2.2) \quad (v, \theta) \in \mathbb{R}^2 \times \mathbb{T} \mapsto (A_a, \omega)(v, \theta) = (A_a(\theta)v, \theta + \omega) \in \mathbb{R}^2 \times \mathbb{T},$$

where

$$A_a(\theta) = \begin{pmatrix} a - b \cos(2\pi\theta) & -1 \\ 1 & 0 \end{pmatrix}.$$

We say that a cocycle (A, ω) on $SL(2, \mathbb{R})$ is conjugated to another (B, ω) , possibly not in the class of Schrödinger cocycles, if there exist continuous maps $Z, B : \mathbb{T} \rightarrow SL(2, \mathbb{R})$ satisfying

$$A(\theta)Z(\theta) = Z(\theta + \omega)B(\theta), \quad \theta \in \mathbb{T}.$$

A cocycle is *reducible to constant coefficients* whenever a map B can be found that it is independent of θ , called Floquet matrix. This is a generalization of the concept of *Floquet reducibility* for systems of linear differential equations with periodic coefficients. Contrary to the periodic case, Floquet reducibility for quasi-periodic cocycles does not always hold (see, for example, [17, 33, 50]).

2.1.2. *The rotation number and the Gap Labelling Theorem.* The rotation number, $\text{rot}(a, b)$, measures how non-trivial solutions of the eigenvalue equation of an AMO

$$(2.3) \quad (H_{b,\omega,\theta}x)_n = x_{n+1} + x_{n-1} + b \cos(2\pi(\omega n + \theta))x_n = ax_n, \quad n \in \mathbb{Z}$$

wind around the origin [31, 13]. It is related to the *integrated density of states*, and can be defined for more general quasi-periodic cocycles on $SL(2, \mathbb{R})$ [25, 35]. See [12] for references and a comprehensive introduction.

The rotation number for the AMO and an irrational frequency is a continuous, monotone function of a , which is only constant outside the spectrum of the AMO, Σ_ω (it is therefore independent of θ as long as ω is irrational). When $\omega = p/q$ is rational the spectrum depends on the phase θ and will be denoted as $\Sigma_\omega(\theta)$ with

$$(2.4) \quad \Sigma_\omega = \bigcup_{\theta \in \mathbb{T}} \Sigma_\omega(\theta).$$

Moreover, the open intervals in the resolvent set of the spectrum, the *spectral gaps* where the rotation number is constant, are uniquely labelled by an integer called its *label*. This is the content of the *Gap Labelling Theorem* [31], which asserts that inside every open gap in the resolvent set, there is a unique label $k \in \mathbb{Z}$ such that the rotation number is *resonant* with respect to ω , that is, it is of the form $\{k\omega\} \in [0, 1)$ where $\{\cdot\}$ denotes the fractional part of a real number (see Theorem 4.10.3 in [12]) and the unique value k is called the *label* of the gap.

Whenever the rotation number takes a resonant value for single a but it is strictly monotone at this value, we will call the set $\{a\}$ *collapsed gap*, and we will distinguish it from *non-collapsed gaps*, the actual open intervals in the resolvent.

2.1.3. *Dynamics inside a spectral gap.* The dynamics of Schrödinger cocycles can display some rich behavior which is not found in their periodic counterparts (when ω is a rational number). For energies in the resolvent set (i.e. the complement of the spectrum), dynamics are well-described by *uniform hyperbolicity* which has several equivalent definitions in our setting (cf. Theorem 3.8.2 in the book [12]). Some of these definitions can be given in terms of the absence of nontrivial bounded solutions of the skew-product or the uniform exponential growth of the norm of the iterates of the cocycle. The concept of uniform hyperbolicity of cocycles or exponential dichotomy is very relevant in our approach: by virtue of Johnson's theorem [30] a lies in the spectrum if, and only if, the corresponding cocycle is uniformly hyperbolic (Theorem 4.9.3 in [12]).

It is therefore possible to establish the existence of an open spectral gap in a Schrödinger operator (e.g the AMO) provided the cocycle is shown to be uniformly hyperbolic for a particular energy a . It is well-known that uniform hyperbolicity is equivalent to the conjugacy to a *projective* diagonal cocycle in $PSL(2, \mathbb{R})$ (see Theorem 3.8.2 in [12] and references therein). In order to prove conjugacy to a hyperbolic cocycle we will need a sufficient condition for uniform hyperbolicity [22, 16, 21] which can be validated using rigorous numerics and is enough for our purposes.

Theorem 2.1. *Let (A, ω) be a continuous cocycle on $SL(2, \mathbb{R})$ (for example the Schrödinger cocycle of the AMO) and a frequency $\omega \in \mathbb{R}$. Assume that there exist continuous maps $P_1, P_2 : \mathbb{T} \rightarrow SL(2, \mathbb{R})$, two constants $\Lambda_{11}, \Lambda_{22} \in \mathbb{R}$, satisfying $0 < \Lambda_{11} < 1 < \Lambda_{22}$, and constants σ, τ, λ such that the following bounds hold for every $\theta \in \mathbb{T}$:*

- H1: $\max_{ij} |(P_2(\theta + \omega)A(\theta)P_1(\theta) - \Lambda)_{ij}| < \sigma$, where $\Lambda = \text{diag}(\Lambda_{11}, \Lambda_{22})$;
H2: $\max_{ij} |(P_1(\theta)P_2(\theta) - Id)_{ij}| < \tau$;
H3: $\max(\Lambda_{11}, \Lambda_{22}^{-1}) < \lambda$.

Then, if $\sigma + \lambda + \tau < 1$ we obtain that

- (1) (A, ω) is uniformly hyperbolic. If (A, ω) is a Schrödinger cocycle with energy a , then a is inside an open spectral gap.
- (2) There exists a continuous map $\tilde{P} : \mathbb{T} \rightarrow SL(2, \mathbb{R})$ and continuous functions $\tilde{\Lambda}_{11}, \tilde{\Lambda}_{22} : \mathbb{T} \rightarrow \mathbb{R}$ such that

$$\tilde{P}(\theta + \omega)^{-1}A(\theta)\tilde{P}(\theta) - \tilde{\Lambda}(\theta) = 0, \quad \tilde{\Lambda} = \text{diag}(\tilde{\Lambda}_{11}, \tilde{\Lambda}_{22}),$$

The map \tilde{P} encodes in its columns the stable and unstable directions.

If the invariant stable and unstable bundles have non-orientable topology, we need to apply the same theorem but on the cocycle $\left(\frac{\omega}{2}, A_a(2\cdot)\right)$ on $\mathbb{R}/(2\mathbb{Z}) \times \mathbb{R}^2$ instead of $\mathbb{R}/\mathbb{Z} \times \mathbb{R}^2$.

2.2. Dynamical Method: Validation of Uniform Hyperbolicity. The idea for proving the existence of open gaps for Almost Mathieu operators will be to compute numerically, i.e. with float point arithmetic, sufficiently good approximations of a reducing transformation P and a constant diagonal matrix Λ so that they can be validated, using interval arithmetic, by checking hypothesis (H1-H3) in Theorem 2.1 above.

2.2.1. Computation of the approximations. The main target for this step is to get a representation of the matrix-valued map $P(\theta)$ which gives the change of coordinates and the diagonal matrix Λ . Since the base dynamics are on the circle, it is natural to express them as Fourier series. There are several ways of computing such approximations for this problem, and a discussion of which one is the optimal is out of scope of this paper [18]. In order to compute a first approximation of a fiber of the unstable (and stable) bundle of the cocycle we use a simple iteration method. Once this is computed, by simply iterating this fiber under the dynamics, we propagate it to all node points in \mathbb{T} . Finally, we use FFT to obtain the desired Fourier series.

2.2.2. Interval arithmetic and validation of solutions. The validation of the solutions follows the same principles as the ones developed in [21] but with some improvements. The main one is that, instead of using Fourier Models for rigorously manipulating the products and operations needed in the proof, we use instead the more advanced technique of rigorous FFT developed in the paper [18]. With this improvement we transform the computation complexity from order N^2 to $N \log(N)$, being N the number of Fourier modes.

Another improvement is that, once we have validated the hyperbolicity of the cocycle for a spectral value a , we can automatically obtain an interval of a 's where the cocycle is hyperbolic with the same rotation number. This is done by using a similar idea from [15]. Assume that the inequality in hypothesis H1 holds for a spectral value a_0 with upper bound σ_0 :

$$(2.5) \quad \max_{ij} |(P_2(\theta + \omega)A_{a_0}(\theta)P_1(\theta) - \Lambda)_{ij}| < \sigma_0$$

for any $\theta \in \mathbb{T}$. Then, for any ε we obtain that

$$P_2(\theta + \omega)A_{a_0+\varepsilon}(\theta)P_1(\theta) - \Lambda = P_2(\theta + \omega)A_{a_0}(\theta)P_1(\theta) - \Lambda + \varepsilon P_2(\theta + \omega) \begin{pmatrix} -1 & 0 \\ 0 & 0 \end{pmatrix} P_1(\theta).$$

This means that the left-hand side of inequality (2.5) satisfies the bound

$$\max_{ij} \left| (P_2(\theta + \omega)A_{a_0}(\theta)P_1(\theta) - \Lambda)_{ij} \right| < \underbrace{\sigma_0 + \varepsilon \left(\max_{\theta} \max_{ij} |(P_2(\theta)_{ij})| \right)}_{\|P_2\|} \underbrace{\left(\max_{\theta} \max_{ij} |(P_2(\theta)_{ij})| \right)}_{\|P_1\|}$$

and any ε satisfying

$$|\varepsilon| < \frac{1 - \sigma_0 - \lambda}{\|P_2\| \|P_1\|}$$

will still fulfill the hypotheses of Theorem 2.1, and the cocycle will still be hyperbolic.

2.3. Spectral Method: Periodic approximants. Besides using the *dynamical method*, we also compute some spectral gaps for Almost Mathieu operators using periodic approximations, which is what we call the *spectral method*. This is essentially a computer-assisted validation of the the original periodic approximation which Hofstadter [26] used to produce his famous butterfly-shaped plots.

2.3.1. Persistence of gaps. Theoretical results. This approach uses the continuity of the spectrum as a function of ω which, in a quantitative form, was established in [11] and later improved in [7]. Using continuity results on the frequency ω one can prove results for *irrational* values of ω if the spectrum of a sufficiently close periodic frequency is well-approximated. Indeed, let ω and ω' be two frequencies and Σ_ω and $\Sigma_{\omega'}$ be the two spectra of critical AMO. Recall that when ω is rational, Σ_ω is defined through the union (2.4).

The continuity result by Choi, Elliot and Yui [11] (Theorem 4.3) states that

$$(2.6) \quad \text{Dist}(\Sigma_\omega, \Sigma_{\omega'}) \leq 3(2\pi|\omega' - \omega|)^{\frac{1}{3}},$$

where $\text{Dist}(K_1, K_2)$, for any two compact subsets K_1 and K_2 , refers to the Hausdorff distance between K_1 and K_2 . The above formula on the distance between the two spectra as sets can be written in terms of gaps. Indeed, once an open gap exists for a certain value frequency ω ,

Proposition 2.2 (cf [11]). *Let $k \in \mathbb{Z}$ and let $(a_k^-(\omega), a_k^+(\omega))$ be an open spectral gap with label k in Σ_ω and $\gamma_k(\omega) = a_k^+(\omega) - a_k^-(\omega)$ its length. If $\omega' \in [0, 1)$ satisfies that*

$$\gamma_k(\omega) > 6(2\pi|\omega' - \omega|)^{\frac{1}{3}}$$

then the gap with label k is open for ω' and it includes the interval

$$\left(a_k^-(\omega) + 3(2\pi|\omega' - \omega|)^{\frac{1}{3}}, a_k^+(\omega) - 3(2\pi|\omega' - \omega|)^{\frac{1}{3}} \right) \subset (a_k^-(\omega'), a_k^+(\omega')).$$

and, therefore, its length satisfies

$$(2.7) \quad \gamma_k(\omega') > \gamma_k(\omega) - 6(2\pi|\omega' - \omega|)^{\frac{1}{3}}.$$

Proof. Using inequality 2.6 one has that, for any $a \in \mathbb{R}$,

$$d(a, \Sigma_\omega) \leq d(a, \Sigma_{\omega'}) + d(\Sigma_\omega, \Sigma_{\omega'}) \leq d(a, \Sigma_{\omega'}) + 3(2\pi|\omega' - \omega|)^{\frac{1}{3}}.$$

Under the present hypothesis, if

$$a \in \left(a_k^-(\omega) + 3(2\pi|\omega' - \omega|)^{\frac{1}{3}}, a_k^+(\omega) - 3(2\pi|\omega' - \omega|)^{\frac{1}{3}} \right)$$

then $d(a, \Sigma_\omega) > 3(2\pi|\omega' - \omega|)^{\frac{1}{3}}$ and also $d(a, \Sigma_{\omega'}) > 0$ which, given that $\Sigma_{\omega'}$ is compact, implies that a lies inside a gap of $\Sigma_{\omega'}$. The latter holds for *every* ω'' between ω and ω' so, by continuity of the label [11], if a belongs to the gap with label k for ω , then it must also belong to the gap labelled by the same k for ω' . \square

In particular, if a certain computer method proves rigorously the existence of a certain gap of length l for a particular value of ω , this gap will persist for nearby values of ω' through an explicit formula which involves l and the difference $|\omega' - \omega|$:

$$(2.8) \quad |\omega' - \omega| < \frac{l^3}{6^3 2\pi} = \frac{l^3}{432\pi} < \frac{l^3}{1357}$$

This bound was improved by Avron, van Mouche and Simon [7] (Theorem 7.3) to an exponent of $1/2$. As Krasovsky notes in [34] (Section 4), if α belongs to Σ_ω , there exists $\alpha' \in \Sigma_{\omega'}$ such that

$$(2.9) \quad |\alpha - \alpha'| \leq 60|\omega - \omega'|^{1/2}.$$

and the constant 60 can be replaced by a better bound which depends on the difference $\omega - \omega'$. The following result summarizes the corresponding bounds that the above estimates imply for the gaps similarly to Proposition 2.2 did for the estimate 2.6

Proposition 2.3 (cf [7]). *Let $k \in \mathbb{Z}$ and let $(a_k^-(\omega), a_k^+(\omega))$ be an open spectral gap with label k in Σ_ω and $\gamma_k(\omega) = a_k^+(\omega) - a_k^-(\omega)$ its length. If $\omega' \in [0, 1)$ satisfies that*

$$\gamma_k(\omega) > 120|\omega - \omega'|^{1/2}$$

then the gap with label k is open for ω' it includes the interval

$$\left(a_k^-(\omega) + 60|\omega - \omega'|^{1/2}, a_k^+(\omega) - 60|\omega - \omega'|^{1/2} \right) \subset (a_k^-(\omega'), a_k^+(\omega'))$$

and therefore its length satisfies

$$(2.10) \quad \gamma_k(\omega') > \gamma_k(\omega) - 120|\omega - \omega'|^{\frac{1}{2}}.$$

Although for small values of gap length l the estimates of Proposition 2.3 give wider intervals, for intermediate values of l Proposition 2.2 may give wider approximations, so it is convenient to compute both of them.

2.3.2. Almost Mathieu operators with rational frequencies. The spectrum of Almost Mathieu operators $H_{\omega, \theta}$ with a rational frequency $\omega = \frac{p}{q}$, p and q coprime, is the union of a finite number of spectral bands separated by spectral gaps, all depending on θ . Indeed, the spectrum of $H_{b, p/q, \theta}$ is given by the endpoints of the possible spectral gaps and bands:

$$E_0 > E_1 \geq E_2 > E_3 \geq E_4 > \dots E_{2j-1} \geq E_{2j} > E_{2j+1} \geq \dots > E_{2q-1}$$

so that the spectrum is given by the union of the bands

$$\Sigma_{p/q}(\theta) = [E_{2q-1}, E_{2q-2}] \cup \cdots \cup [E_1, E_0] = \bigcup_{j=0}^{q-1} [E_{2j+1}, E_{2j}].$$

Spectral bands are separated by $q - 1$ (possibly void) spectral gaps

$$\Delta_k(\theta) = (E_{2q-2k}, E_{2q-2k-1}), \quad k = 1, \dots, q - 1.$$

Although spectral gaps will usually depend on θ for these rational frequencies, the integrated density of states is always k/q on the k -th gap [9].

Each of the endpoints of spectral bands is associated to the periodic or anti-periodic problem for a q -dimensional matrix. Indeed, for $k \equiv 0, 3 \pmod{4}$, the endpoints E_k correspond to the eigenvalues of the matrix

$$(2.11) \quad H_{p/q}^+(\theta) = \begin{pmatrix} 2 \cos(2\pi\theta) & & & 1 \\ & 2 \cos 2\pi \left(\theta + \frac{p}{q} \right) & & \\ & & \ddots & \\ 1 & & & 2 \cos 2\pi \left(\theta + (q-1) \frac{p}{q} \right) \end{pmatrix}$$

and, for $l \equiv 1, 2 \pmod{4}$, these correspond to the eigenvalues of the matrix $H_{p/q}^-(\theta)$ with anti-periodic boundary condition:

$$(2.12) \quad H_{p/q}^-(\theta) = \begin{pmatrix} 2 \cos(2\pi\theta) & & & -1 \\ & 2 \cos 2\pi \left(\theta + \frac{p}{q} \right) & & \\ & & \ddots & \\ -1 & & & 2 \cos 2\pi \left(\theta + (q-1) \frac{p}{q} \right) \end{pmatrix}.$$

Equivalently, these eigenvalues can also be found as the values of a where the trace of the q -th iterate of the transfer matrix

$$(2.13) \quad \begin{pmatrix} a - 2 \cos 2\pi \left(\theta + (q-1) \frac{p}{q} \right) & -1 \\ 1 & 0 \end{pmatrix} \cdots \begin{pmatrix} a - 2 \cos 2\pi\theta & -1 \\ 1 & 0 \end{pmatrix}$$

is either $+2$ for periodic eigenvalues or -2 for anti-periodic eigenvalues.

Almost Mathieu operators with rational frequencies are very unique because the union of the spectra over all phases θ , which defines the spectrum Σ_ω in Equation (2.4), can be restricted to *two* particular values of θ as a consequence of Chambers Formula [9]. This is the contents of the following theorem by Bellissard and Simon [9] which states which are the phases θ that give the intersection of all gaps and thus the gaps of the spectrum Σ_ω as the union of all spectra $\Sigma_\omega(\theta)$ for a periodic frequency $\omega = p/q$.

Theorem 2.4 (cf [9]). *Consider an Almost Mathieu operator with coupling $b = 2$, rational frequency $\omega = p/q$ and some $\theta \in \mathbb{T}$. Let $\Delta_k(\theta)$ be the spectral gaps of the spectrum $\Sigma_\omega(\theta)$ for $k = 0, \dots, q - 1$*

(1) If q is even or q is odd and $b > 0$, the gaps satisfy

$$\begin{aligned}\Delta_k(0) &= \bigcap_{\theta} \Delta_k(\theta), \quad k = 1, 3, \dots \\ \Delta_k\left(\frac{1}{2q}\right) &= \bigcap_{\theta} \Delta_k(\theta), \quad k = 2, 4, \dots\end{aligned}$$

(2) If q is odd and $b < 0$, then

$$\begin{aligned}\Delta_k\left(\frac{1}{2q}\right) &= \bigcap_{\theta} \Delta_k(\theta), \quad k = 1, 3, \dots \\ \Delta_k(0) &= \bigcap_{\theta} \Delta_k(\theta), \quad k = 2, 4, \dots\end{aligned}$$

This result reduces the computation of the spectrum of AMO with rational frequencies to the computation of the eigenvalues of two self-adjoint matrices of dimension q , namely (2.11) and (2.12). Note that this is precisely the justification for the algorithms for plotting Hofstadter butterfly in Figure 1 (see also [20, 40] for some refinements to reduce the dimension and the recent software [1]). Note that this result is specific of the Almost Mathieu operator and does not necessarily hold if we replace the cosine by another periodic function. Using the continuity of the spectrum given by either Proposition 2.2 or 2.3, each of the gaps obtained for the periodic problem persists for an open interval of frequencies depending on gap length. Of course, this procedure can only yield opening of all gaps (the *Dry Ten Martini Problem* [6], a question which is out of the scope of this problem) when lower estimates on gap length are available for any q .

2.3.3. Computer-assisted proof of the persistence of gaps for irrational frequencies.

With the previous background in mind, we can now describe the algorithm to prove the existence of gaps for an irrational frequency ω from the periodic problem.

We take a certain rational approximation p/q of ω , with p and q coprime, and compute a validated approximation of the eigenvalues of the q -dimensional matrices $H_{p/q}^+(\theta)$ and $H_{p/q}^-(\theta)$ for $\theta = 0$ and $\theta = 1/2q$. In our case we used the Arblib library [29], a C library for interval arithmetic, which provides the verified computation of eigenvalues for a matrix in interval arithmetic, see [46, 49]. We chose to compute only rational frequencies $\omega = p/q$ with q being an odd number to avoid the unnecessary complication of having 0 as a double eigenvalue (see Figure 1).

Using Theorem 2.4, we construct the spectral bands and gaps of the periodic problem $\Sigma_{p/q}$, representing each endpoint of bands by an interval with rigorously contains the true endpoint. Additionally, this gives rigorous upper and lower bounds on the measure of the spectrum for this rational value and of every gap length.

We can use the bounds given by Proposition 2.2 or 2.3 to give, for every gap in the periodic problem with rational frequency p/q that we have taken, a rigorous bound for which this gap will exist for any ω close enough to p/q as well a rigorous lower bound on its size. Indeed, taking an irrational ω (like $(\sqrt{5} - 1)/2$ or $e - 2$) and some rational approximation p/q , we can prove the existence of all the gaps for irrational ω which are larger than a certain bound (given by the above two continuity results on the spectrum) and depends only on the distance between ω and this rational approximation p/q .

Left Endpoint	Right Endpoint	Label
$-\infty$	-2.59851518536	0
-2.50857481536	-2.37612614288	-3
-2.30758848800	-2.00845718154	2
-1.789961146545	-0.273318241882	-1
-0.1298164588928	-0.0196121757507	4
0.0196121757507	0.1298164588928	-4
0.273318241882	1.789961146545	1
2.00845718154	2.30758848800	-2
2.37612614288	2.50857481536	3
2.59851518536	$+\infty$	0

TABLE 1. Gaps for $\omega_1 = (\sqrt{5} - 1)/2$ obtained from the dynamical method using double precision interval arithmetics and up to 1024 Fourier modes. The values printed in the left and right endpoints correspond to rounding values guaranteeing they are inside the validated spectral gaps. The last column of the table is the label of the original gap in the periodic problem.

3. RESULTS

3.1. Dynamical Method.

3.1.1. *Results for $\omega_1 = (\sqrt{5} - 1)/2$.* Using the dynamical method we obtained the gaps displayed in Table 1. A total of 8 gaps were obtained. The distance between the upper and the lower point of the spectrum minus the total sum of validated gaps for ω_1 was 0.635 which gives an upper bound of the measure of the spectrum (which is known to be zero) and represents the 86.63% of the interval between the validated right endpoint of the lowest gap and the right endpoint of the upper gap.

3.1.2. *Results for $\omega_2 = e - 2$.* With the same dynamical method we obtained the gaps displayed in Table 2. A total of 8 gaps were obtained. The distance between the upper and the lower point of the spectrum minus the total sum of validated gaps for ω_2 was 0.8273 which gives an upper bound of the measure of the spectrum (which is known to be zero) and represents the 84.3% of of the interval between the validated right endpoint of the lowest gap and the right endpoint of the upper gap.

3.2. Spectral Method.

3.2.1. *Results for $\omega_1 = (\sqrt{5} - 1)/2$.* We proved the existence of gaps for $\omega_1 = (\sqrt{5} - 1)/2$ which are given in Table 3. We used $p/q = 987/1597$ and ball arithmetic with 50 digits and showed the existence of 8 spectral gaps (apart from bounds of the lowest and upper spectral gap). In this case, we used the estimates from Proposition 2.3 to obtain that gaps boundaries had to be enlarged by $0.0251248715580 \pm 4.46 \cdot 10^{-14}$. The measure of the spectrum for the rational approximation was $\Sigma(p/q)$ was $0.00584216754614 \pm 3.31 \cdot 10^{-15}$. The distance between the upper and the lower point of the spectrum minus the total sum of validated gaps for ω_1 was $0.844250239140 \pm 2.13 \cdot 10^{-13}$ which gives an upper bound of the measure of the spectrum (which is known to be zero) and represents the $83.17 \pm 6.42 \cdot 10^{-4}\%$ of

Left Endpoint	Right Endpoint	Label
$-\infty$	-2.72603125000	0
-2.65714062500	-2.63451562500	-4
-2.60421010408	-2.61414062500	3
-2.48323437500	-0.801437500000	-1
-0.589406250000	-0.096787500000	2
0.096787500000	0.589406250000	-2
0.801437500000	2.48323437500	1
2.55656250000	2.61414062500	-3
2.63451562500	2.65714062500	4
2.72603125000	$+\infty$	0

TABLE 2. Gaps for $\omega_1 = e - 2$ obtained from the dynamical method using double precision interval arithmetics and up to 1024 Fourier modes. The values printed in the left and right endpoints correspond to rounding values guaranteeing they are inside the validated spectral gaps. The last column of the table is the label of the original gap in the periodic problem.

the interval between the validated right endpoint of the lowest gap and the right endpoint of the upper gap.

Left Endpoint	Right Endpoint	Number of Gap	Label
$-\infty$	-2.62263996148	0	0
-2.49080746353	-2.39389225666	233	-3
-2.29908225829	-2.01696396030	377	2
-1.84909334969	-0.214184658337	610	-1
-0.110814328134	-0.0386155348422	754	4
0.0386155348422	0.110814328134	843	-4
0.214184658337	1.84909334969	987	1
2.01696396030	2.29908225829	1220	-2
2.39389225666	2.49080746353	1364	3
2.62263996148	$+\infty$	1597	0

TABLE 3. Validated Gaps for $\omega_1 = (\sqrt{5} - 1)/2$ obtained from the periodic approximation $p/q = 987/1597$ using 50 digits in ball arithmetic. The printing precision is set to a lower value for readability. The values printed in the left and right endpoints correspond to exact floating-point numbers which been rounded upward or downward to guarantee that they are inside the validated spectral gaps. The third column displays the ordering of the gap (from left to right) in the periodic problem: every validated gap comes from an gap in the periodic approximation p/q . The last column of the table is the label of the original gap in the periodic problem.

3.2.2. *Results for $\omega_2 = e - 2$.* Using the same method, we also computed gaps in the resolvent set using interval arithmetic with 40 digits and $p/q = 719/1001$, which is

a rational approximation of $\omega_2 = e - 2$. Using again the estimates from Proposition 2.3 we obtained an enlargement value of $0.0199157821095 \pm 7.79 \cdot 10^{-16}$ and this proved the existence of the 12 gaps described in Table 4.

Left Endpoint	Right Endpoint	Number of Gap	Label
$-\infty$	-2.74495255625	0	0
-2.65721095492	-2.64443590307	127	-4
-2.60421010408	-2.56648816182	155	3
-2.46431695653	-0.820368049989	282	-1
-0.646689943693	-0.611187586183	409	-5
-0.570487209785	-0.116609296737	437	2
-0.0740258280376	-0.0583643948664	465	9
0.0583643948664	0.0740258280376	536	-9
0.116609296737	0.570487209785	564	-2
0.611187586183	0.646689943693	592	5
0.820368049989	2.46431695653	719	1
2.56648816182	2.60421010408	846	-3
2.64443590307	2.65721095492	874	4
2.74495255625	$+\infty$	1001	0

TABLE 4. Same as in Table 3 but with $\omega_2 = e - 2$, $p/q = 719/1001$ and using 40 digits in ball arithmetic.

3.2.3. Remarks on the gaps of $\Sigma_{p/q}$. The use of validated numerics with large precision allows a detailed analysis of the size of gaps for the periodic approximations of $\omega_1 = 987/1597$ and $\omega_2 = 719/1001$.

Figure 2 displays the general decay of gap length according to the label of each gap. Gaps tend to decay according to the label in general terms, but this decay is not strict, as it can be observed from the oscillating behaviour seen in the figure and can be checked for lower values of q . For instance, for $p = 13$ and $q = 21$, the gap with label -5 has length $0.012767645482867 \pm 9.83 \cdot 10^{-16}$ and the gap with label -6 has length $0.02806352869759 \pm 4.35 \cdot 10^{-15}$.

The consecutive relative minima of gap length as a function of $|k|$ (the lower peaks of Figure 2) are important regarding the open question of whether all gaps are open for the ω_1 and ω_2 . These minima appear at some particular values of k which are related to the best rational approximations of ω_1 and ω_2 . For $\omega_1 = (\sqrt{5} - 1)/2$ these consecutive minima of gap length occur precisely when the labels k take values in the Fibonacci sequence ($|k| = 1, 2, 3, 5, \dots$). Something similar happens for $\omega_2 = e - 2$, although in this case the rational best approximations are $1, 3, 4, 7, 32, 39, 71, 465, 536, \dots$.

We can observe that gap lengths seem to decay faster for ω_2 than for ω_1 . In fact, we checked that for in both cases the following scaling law holds for all k and

$$\gamma_k > \frac{1}{|k|^\nu}, \quad |k| > 1$$

with $\nu_1 = 2.59144268092 \pm 3.92 \cdot 10^{-12}$ for $p/q = 987/1597$ and $\nu_2 = 4.75030275304 \pm 4.26 \cdot 10^{-12}$ for $p/q = 719/1001$.

Lower bounds on the gap length are important in the proofs of gap opening, but they seem to depend very much on the arithmetical properties of the frequency and

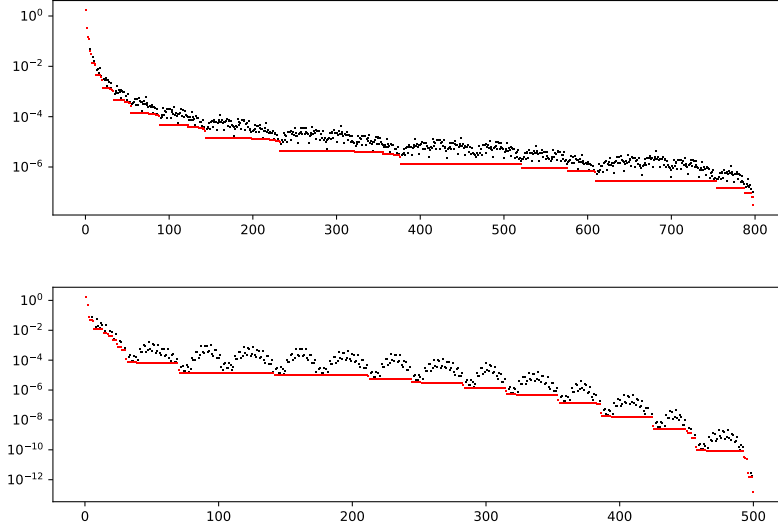


FIGURE 2. Length of gaps for $p/q = 987/1597$ (top) and $p/q = 719/1001$ (bottom) as a function of the absolute value of its label, $|k|$. In red, we plot the cumulative minima of gap length as a function of the absolute value of the label. Note the logarithmic scale on the vertical axis.

the label of each gap. In [11] (Theorem 3.3) it was shown that the gaps for the periodic problem are greater than 8^{-q} while in [3] (Theorem 7.2), the following was proved: for any irrational frequency and sequence of p_n/q_n converging to it, there is a $\epsilon > 0$ such that gaps of the periodic problem p_n/q_n have size at least $e^{-\epsilon q_n}$. For the golden mean ω_1 and $p/q = 987/1597$ we checked that all gaps are greater than K_1^{-q} for $K_1 = 1.01090201763 \pm 3.96 \cdot 10^{-12}$, while for $\omega_2 = e - 2$ and $719/1001$ this value was $K_2 = 1.02993096753 \pm 8.70 \cdot 10^{-13}$.

3.2.4. Exploration of different rational frequencies. To see if similar estimates may hold for other frequencies, we computed gaps and bands for all rational frequencies for p/q with odd q , p and q coprime and $q \leq 95$. We used this to generate a database of 1850 values of p/q and check different properties on gap decay. The total set of gaps which was computed is shown in Figure 3.

The gap with minimal length that was computed was $9.43425512814 \cdot 10^{-47}$ and this is why we used 500 digits of internal precision, as opposed to the usual float precision. We checked that every gap was larger than C^{-q} where $C = 3.05124276000 \pm 1.56 \cdot 10^{-12}$, smaller than the bound 8 obtained in [11].

Figure 4 shows the decay in the minimal gap length for every q in this range. We can observe that the values $p = 1, q = 1$ and $p = 2, q = 2$ are special and that give the upper and lower bounds on gap length for every odd q . The following statement has been checked to be true for $q \leq 95$:

Conjecture 3.1. There is a constant $8 \geq R > 3.05124276000 \pm 1.56 \cdot 10^{-12}$ such that for any p and q , being q odd and p and q coprime, the length $\gamma_k(p/q)$ of the

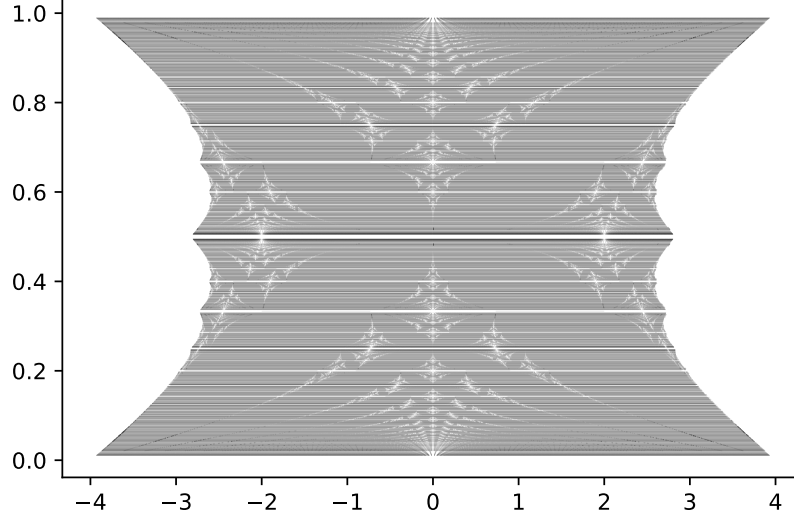


FIGURE 3. Validated gaps (horizontal direction) in $\Sigma_{p/q}$ as a function of rational frequencies p/q (vertical direction) with odd q , p and q coprime and $q \leq 95$.

gap with label k of the periodic problem $\Sigma(p/q)$ satisfies

$$\min_k \gamma_k(1/q) > \min_{p,k} \gamma_k(p/q) > \min_k \gamma_k(2/q) > R^{-k}.$$

Figure 5 shows the Lebesgue measure of the periodic spectrum as a function of the rational approximation p/q , which is known to tend to zero when p/q tends to an irrational frequency ω . The rate at which this limit tends to zero is related to a conjecture by Thouless [47] namely, for any sequence of coprime p_n and q_n such that $p_n/q_n \rightarrow \omega$ irrational one has

$$(3.1) \quad \lim_n q_n \cdot |\Sigma_{p_n/q_n}| = G := \frac{32C}{\pi}$$

where $C = 0.915\dots$ is Catalan's constant, see [24, 28]. Figure 5 displays the measure of the spectrum of $\Sigma_{p/q}$ as a function of the rational approximation p/q .

The convergence of the limit (3.1) can also be seen in Figure 6 where the value of the difference between $32C/\pi$ and $q \cdot |\Sigma_{p/q}|$ is shown. In all the computed values, $32C/\pi$ was greater than $q \cdot |\Sigma_{p/q}|$. By checking the measures for each of the finite-dimensional matrices, we checked that the following conjecture was true for $q \leq 95$,

Conjecture 3.2. For any p and q coprime, being q odd,

$$\frac{32C}{\pi} > q \cdot |\Sigma_{p/q}| > q \cdot |\Sigma_{1/q}| > \sqrt{\frac{2}{q}}, p \neq 1, q-1.$$

If such an inequality was shown to be true for every coprime p and q (which cannot be settled with the methods in the present paper), the analysis of this

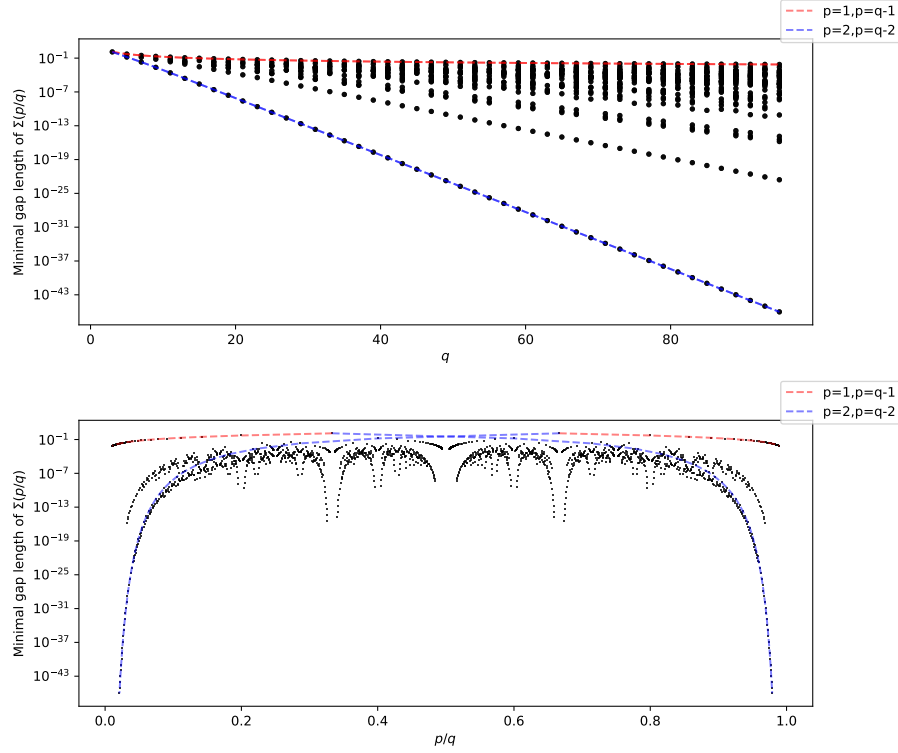


FIGURE 4. Top: Minimal Gap length for all rational frequencies for p/q with odd q , p and q coprime and $q \leq 95$. Note the logarithmic scale in the vertical axis. Bottom: the same plot as a function of p/q .

conjecture would be reduced to the consideration of the cases $p = 1$ and $p = q - 1$ [24]. See also the discussion in [38].

Finally we wanted to investigate the Hölder continuity of the spectrum in Equation (2.9) and obtain lower bounds given the exact computation of the spectrum for some rational p/q . We used the fact that for even q , the spectrum of $\Sigma_{p/q}$ contains 0, which is not in the spectrum when q is odd. Figure 7 displays, for every p/q with q the minimum positive value in the spectrum, which is precisely $d(0, \Sigma_{p/q})$ and allows to compute the constant in 2.9, proved to be lower than 60 in [34]. For instance, computing the distance from 0, which lies in the spectrum of $\Sigma_{1/2}$, with the rest of the spectrum we obtained that the constant needs to be larger than $7.03127155516 \pm 3.80 \cdot 10^{-12}$.

4. DISCUSSION AND CONCLUSIONS

In this paper we have examined two strategies for proving the existence of open gaps in the spectrum of the Almost Mathieu operator at critical coupling and some selected irrational frequencies. We have produced a number of gaps for selected frequencies, namely $\omega_1 = (\sqrt{5} - 1)/2$ and $\omega_2 = e - 2$. Although the fact that these gaps were open was expected from previous numerical computations [26, 23, 36, 27],

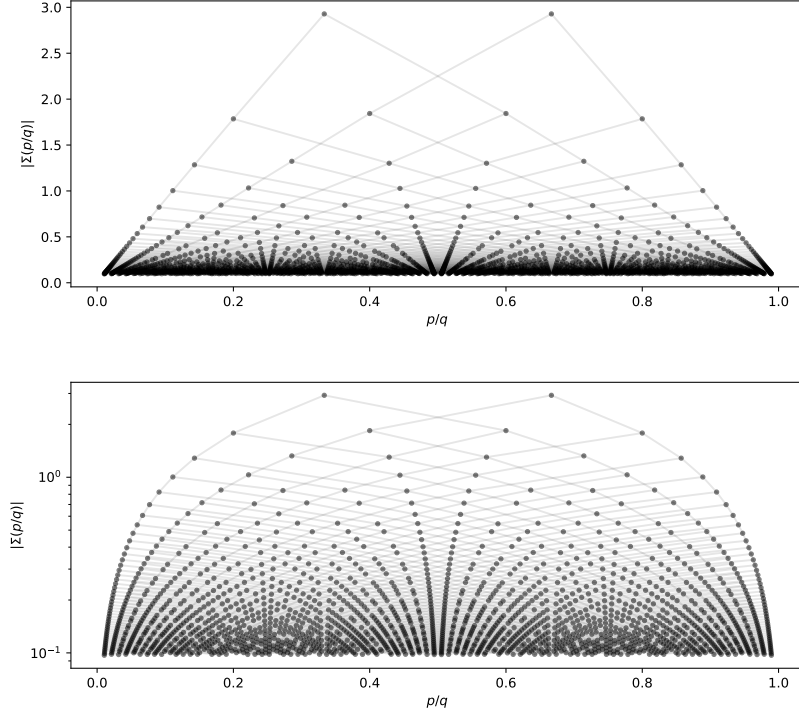


FIGURE 5. Measure of the AMO for rational frequencies as a function of the rational frequency p/q for odd q and $q \leq 95$ (top) and the same with logarithmic y scale. Grey lines connect dots whose frequency p/q have the same p . It resembles of Thomae's function, although the vertical values, the measures $\Sigma_{p,q}$ are not exactly the same for all values p/q with the same q .

the present paper shows that the use of validated numerics allows for rigorously determining this opening. Given the small differences in the eigenvalues of matrices involved, the use of extended precision and validated algorithms is convenient. Moreover, the lower bounds on the resolvent set seem to be quite realistic when compared to these numerical values. The difference between the expected zero measure of the spectrum and the actual bound found with rigorous numerics, which is small but not zero, seems to be common in similar problems in dynamics. For instance, this has been observed in the AMO with $b = 1$ and 3 in [21] and for circle maps in [19].

Computer-assisted proofs are increasingly used in all areas of mathematics and we hope that the constructive methods presented in this paper can be formalised with the use of proof assistants in the future.

In this particular model, the Almost Mathieu operator, the dynamical and the spectral method seem to yield similar results in terms of performance. For more general models, we expect the dynamical method to perform better since Chambers formula, which reduces the computation of the periodic problem to simply two

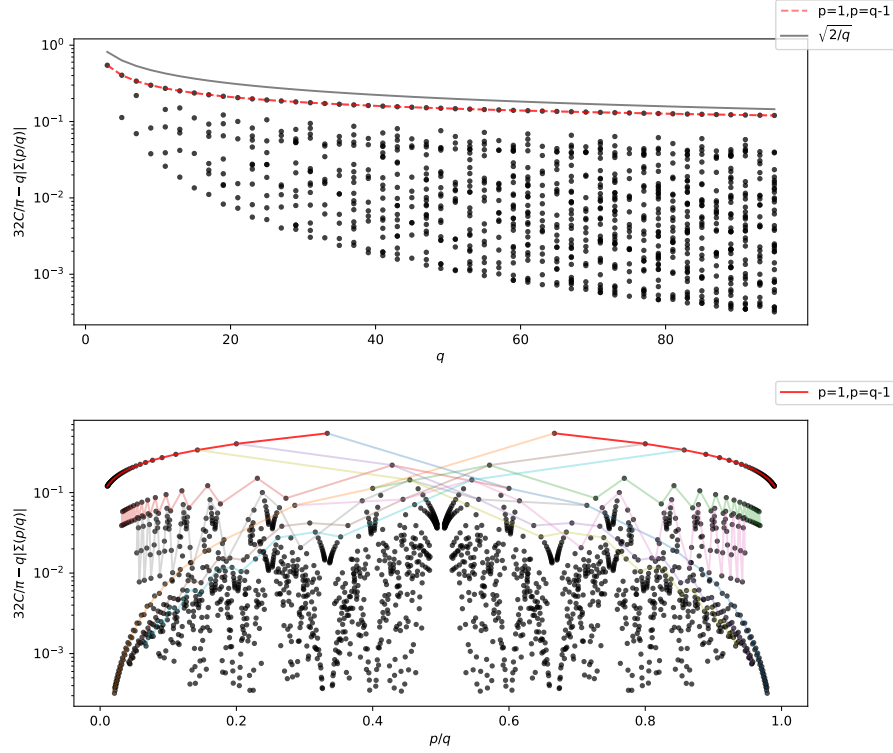


FIGURE 6. Top: Difference $32C/\pi - q|\Sigma_{p/q}|$ for the as a function of q . Note that the slowest convergence is given exactly when $p = 1$ or $p = q - 1$, which seems to be faster than $\sqrt{2/q}$. Bottom: Same plot as a function of the rational approximations p/q .

phases, $\theta_0 = 0$ or $\theta_0 = 1/2q$ is specific of the Almost Mathieu operator. The dynamical method can easily adapted to other sampling functions than the cosine. Extension to higher frequencies, moreover, is straightforward, although technically challenging by the implementation problems of higher-dimensional Fourier series.

Although, to our knowledge, the opening of some specific gaps for the Almost Mathieu operator had not previously been shown, the results in the present paper give little clue on the the opening of all gaps. Our main motivation in presenting them was twofold. On one hand, to show that it is possible to prove realistic bounds on the gaps of the Hofstadter Butterfly which account for most of what can be experimentally observed, both from a numerical point of view [44] and from physical experiments [45]. On the other, by being able to rigorously bound some gaps, one can test some of the inequalities and bounds on gaps, most notably the opening of all gaps, for some finite bound. In this paper, we have tested some of these conjectures like Thouless conjecture, the possible ordering of gaps according to their label (which we proved to be false in general) and the same could be done with analytic upper bounds for the spectrum such as in [10].

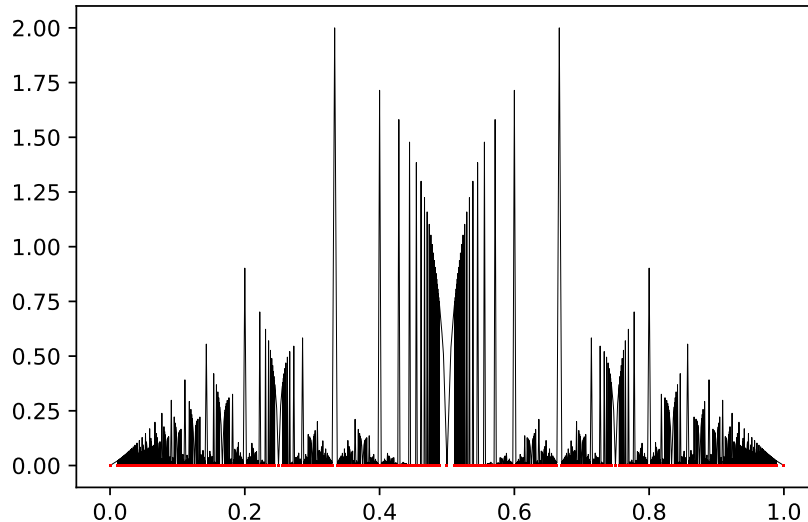


FIGURE 7. Plot of the minimum positive value in the spectrum $\Sigma_{p/q}$ for every odd $q \leq 95$ as a function of the frequency p/q . Values in red correspond to points of the form $(j/k, 0)$ with even k and $\gcd(j, k) = 1$ which are a collapsed gap for $\Sigma_{j,k}$.

ACKNOWLEDGEMENTS

The research of JP is supported by the grant PID-2021-122954NB-100 funded by MCIN/AEI (Spain) and “ERDF: A way of making Europe”.

APPENDIX A. CODE AND DATA AVAILABILITY

The Python library to reproduce the results can be found in [43] and the computed data can be found in [42].

REFERENCES

- [1] B Andrews. Hofstadtertools: A python package for analyzing the hofstadter model. *Journal of Open Source Software*, 9(95):6356, 2024.
- [2] S. Aubry and G. André. Analyticity breaking and Anderson localization in incommensurate lattices. In *Group theoretical methods in physics (Proc. Eighth Internat. Colloq., Kiryat Anavim, 1979)*, pages 133–164. Hilger, Bristol, 1980.
- [3] A. Avila and S. Jitomirskaya. The ten Martini problem. *Annals of Mathematics*, 170(1):303–342, 2009.
- [4] A. Avila and S. Jitomirskaya. Almost localization and almost reducibility. *Journal of the European Mathematical Society*, 12(1):93–131, 2010.
- [5] A. Avila and R. Krikorian. Reducibility or nonuniform hyperbolicity for quasiperiodic Schrödinger cocycles. *Ann. Math. (2)*, 164(3):911–940, 2006.
- [6] A. Avila, J. You, and Q. Zhou. Dry ten martini problem in the non-critical case. 2023.
- [7] J. Avron, P. H M v. Mouche, and B. Simon. On the measure of the spectrum for the almost Mathieu operator. *Communications in Mathematical Physics*, 132(1):103–118, 1990.

- [8] M. Ya. Azbel. Energy spectrum of a conduction electron in a magnetic field. *Sov Phys JETP-USSR*, 19(3):634–645, 1964.
- [9] J. Bellissard and B. Simon. Cantor Spectrum for the Almost Mathieu Equation.
- [10] F. P. Boca and A. Zaharescu. Norm estimates of almost $\{M\}$ athieu operators. *J. Funct. Anal.*, 220(1):76–96, 2005.
- [11] M. D. Choi, G. A. Elliott, and N. Yui. Gauss polynomials and the rotation algebra. *Invent. Math.*, 99(2):225–246, 1990.
- [12] D. Damanik and J. Fillman. *One-Dimensional Ergodic Schrödinger Operators: I. General Theory*, volume 221. American Mathematical Society, 2022.
- [13] F. Delyon and B. Souillard. The rotation number for finite difference operators and its properties. *Communications in Mathematical Physics*, 89(3):415–426, 1983.
- [14] L. H. Eliasson. Résultats non-perturbatifs pour l’équation de schrödinger et d’autres cocycles quasi-périodiques [d’après avila, bourgain, jitomirskaya, krikorian, puig]. *Astérisque*, 326(Séminaire Bourbaki. Vol. 2007/2008):Exp. No. 988, viii, 197—217 (2010), 2009.
- [15] J.-Ll. Figueras and R. de la Llave. Numerical computations and computer assisted proofs of periodic orbits of the Kuramoto-Sivashinsky equation. *SIAM J. Appl. Dyn. Syst.*, 16(2):834–852, 2017.
- [16] J.-Ll. Figueras and À. Haro. Reliable computation of robust response tori on the verge of breakdown. *SIAM J. Appl. Dyn. Syst.*, 11(2):597–628, 2012.
- [17] J.-Ll. Figueras and À. Haro. Triple collisions of invariant bundles. *Discrete Contin. Dyn. Syst. Ser. B*, 18(8):2069–2082, 2013.
- [18] J.-Ll. Figueras, À. Haro, and A. Luque. Rigorous computer-assisted application of KAM theory: a modern approach. *Found. Comput. Math.*, 17(5):1123–1193, 2017.
- [19] J.-Ll. Figueras, A. Haro, and A. Luque. Effective bounds for the measure of rotations. *Nonlinearity*, 33(2):700–741, 2020.
- [20] J. P. Guillement, B. Helffer, P. Treton, P. Treton Walk, and Journal De Physique. Walk inside Hofstadter’s butterfly To cite this version :. 50(15):2019–2058, 1989.
- [21] À. Haro, M. Canadell, J.-Ll. Figueras, A. Luque, and J.-M. Mondelo. *The parameterization method for invariant manifolds*, volume 195 of *Applied Mathematical Sciences*. Springer, [Cham], 2016. From rigorous results to effective computations.
- [22] À. Haro and R. de la Llave. A parametrization method for the computation of invariant tori and their whiskers in quasi-periodic maps: numerical algorithms. *Discrete Contin. Dyn. Syst., Ser. B*, 6(6):1261–1300, 2006.
- [23] B. Helffer, P. Kerdelhué, and J. Sjöstrand. Le papillon de Hofstadter revisité. volume 26, pages 249–264. 1.
- [24] B. Helffer and P. Kerdelhué. On the total bandwidth for the rational Harper’s equation. 173(2):335–356.
- [25] M. R. Herman. Une methode pour minorer les exposants de Lyapounov et quelques exemples montrant le caractere local d’un theoreme d’Arnold et de Moser sur le tore de dimension 2. *Commentarii Mathematici Helvetici*, 58(1):453–502, 1983.
- [26] D. R. Hofstadter. Energy levels and wave functions of Bloch electrons. *Physical Review B*, 14(6):2239–2249, 1976.
- [27] I. Satija. *Butterfly in the Quantum World. The story of the most fascinating quantum fractal*. 2016.
- [28] S. Jitomirskaya. Critical phenomena, arithmetic phase transitions, and universality: some recent results on the almost mathieu operator. *Current Developments in Mathematics*, 2019(1):1–42, 2019.
- [29] F. Johansson. Arb: efficient arbitrary-precision midpoint-radius interval arithmetic. *IEEE Transactions on Computers*, 66:1281–1292, 2017.
- [30] R. A. Johnson. Exponential dichotomy, rotation number, and linear differential operators with bounded coefficients. *Journal of differential equations*, 61(1):54–78, 1986.
- [31] R.A. Johnson and J. Moser. The rotation number for almost periodic potentials. *Communications in Mathematical Physics*, 1982.
- [32] R.A. Johnson, R. Obaya, S. Novo, C. Núñez, and R. Fabbri. *Nonautonomous Linear Hamiltonian Systems*. Springer, 2016.
- [33] N. Karaliolios. Global aspects of the reducibility of quasiperiodic cocycles in semisimple compact Lie groups. To appear:138, may 2015.

- [34] I. Krasovsky. Central Spectral Gaps of the Almost Mathieu Operator. *Communications in Mathematical Physics*, 351(1):419–439, apr 2017.
- [35] R. Krikorian. Reducibility, differentiable rigidity and Lyapunov exponents for quasi-periodic cocycles on $sl(2, r)$, 2004.
- [36] MP. Lamoureux. Drawing butterflies from the almost Mathieu operator. *arXiv*, pages 1–23, 2010.
- [37] Y. Last. Zero measure spectrum for the almost mathieu operator. *Communications in mathematical physics*, 164:421–432, 1994.
- [38] Y. Last and M. Wilkinson. A sum rule for the dispersion relations of the rational Harper equation. 25(22):6123–6133.
- [39] C.A. Marx and S. Ya. Jitomirskaya. Dynamics and spectral theory of quasi-periodic Schrödinger-type operators. *Ergodic Theory and Dynamical Systems*, pages 1–41, 2016.
- [40] D. Osadchy and J. E. Avron. Hofstadter butterfly as quantum phase diagram. *Journal of Mathematical Physics*, 42(12):5665–5671, 2001.
- [41] J. Puig. Cantor spectrum for the almost Mathieu operator. *Commun. Math. Phys.*, 244(2):297–309, 2004.
- [42] J. Puig. Validated Spectral Gaps and Bands for the critical Almost Mathieu Operator, October 2024. Dataset available at <https://doi.org/10.5281/zenodo.13951270>.
- [43] J. Puig. ValidatedHofstadter: Computation of validated spectral gaps in the Almost Mathieu Operator, October 2024. Available at <https://codeberg.org/joaquimpuig/ValidatedHofstadter>.
- [44] J. Puig and C. Simó. Resonance tongues and spectral gaps in quasi-periodic Schrödinger operators with one or more frequencies. A numerical exploration. *J. Dyn. Differ. Equations*, 23(3):649–669, 2011.
- [45] P. Roushan, C. Neill, J. Tangpanitanon, et al. Spectral signatures of many-body localization with interacting photons. 1179(December):1175–1179, 2017.
- [46] S. M. Rump. Verification methods: Rigorous results using floating-point arithmetic. In *Proceedings of the 2010 International Symposium on Symbolic and Algebraic Computation*, pages 3–4, 2010.
- [47] D. J Thouless. Scaling for the discrete Mathieu equation. 127(1):187–193.
- [48] W. Tucker. Validated numerics. In *Validated Numerics*. Princeton University Press, 2011.
- [49] J. van Der Hoeven and B. Mourrain. Efficient certification of numeric solutions to eigenproblems. In Blömer, J., Kotsireas, I. S., Kutsia, T., Simos, and D. E., editors, *MACIS 2017 - 7th International Conference on Mathematical Aspects of Computer and Information Sciences*, volume 10693 of *Lect. Notes in Computer Science*, pages 81–94, Vienna, Austria, November 2017. Springer International Publishing.
- [50] J. You. Quantitative almost reducibility and its applications. In *Proceedings of the International Congress of Mathematicians (ICM 2018)*, pages 2113–2135. World Scientific, 2018.

DEPARTAMENT DE MATEMATICS. UPPSALA UNIVERSITET. UPPSALA (SWEDEN).
 Email address: jordi-lluis.figueras@math.uu.se

DEPARTMENT OF MATHEMATICS. UNIVERSITAT POLITÈCNICA DE CATALUNYA. DIAGONAL 647,
 08028 BARCELONA (SPAIN).
 Email address: joaquim.puig@upc.edu