

Temporal reversibility of reactive systems out of equilibrium: A strange paradox

O. Politano^a, Alejandro L. Garcia^b, F. Baras^a, and M. Malek Mansour^c

(a) Laboratoire Interdisciplinaire Carnot de Bourgogne,
UMR 6303 CNRS-Université Bourgogne Franche-Comté,
F-21078 Dijon Cedex, France

(b) Dept. Physics and Astronomy,
San Jose State University,
San Jose, California, 95192 USA

(c) Université Libre de Bruxelles CP 231, Campus Plaine,
B-1050 Brussels, Belgium

Abstract

The second law of thermodynamics stipulates that entropy production is non-negative in macroscopic systems, reaching zero at thermodynamic equilibrium. As a corollary, this implies that the state trajectory of macroscopic systems is inherently time-irreversible under out-of-equilibrium conditions. However, over the past half-century, various studies have demonstrated that this principle does not hold for the composition sample path of some isothermal reactive systems. Theoretical frameworks leading to this unexpected observation primarily focus on zero-dimensional (perfectly homogeneous) systems, which exclude the effect of local fluctuations. This oversimplification might account for the paradoxical theoretical prediction. In the absence of pertinent experimental data, this paper aims to investigate this phenomenon through microscopic simulations.

1 Introduction

Consider a perfectly homogeneous, isothermal reactive system maintained out of equilibrium by fixing the concentration of certain reactive components. This type of non-equilibrium systems is commonly generated in laboratory experiments using the so-called "continuously stirred tank reactor" (CSTR) device [1]. The state of such isothermal systems is solely characterized by its composition, the only pertinent quantity accessible for experimental investigations.

Suppose we are somehow able to measure the precise number of each chemical species over an arbitrarily long interval of time. In other words, let us assume that we have access to the exact state trajectory of the system, often referred to as the "path" or "sample path" in the context of stochastic processes. The question arises as to whether the analysis of this state trajectory will allow us to determine the thermodynamic properties of the system. As shown by Evans et al. [2], the answer is affirmative and applies to a large class of non-equilibrium systems. The underlying theory, known as "path thermodynamics", is based on the concept of "path entropy" [3–5]. Unlike Boltzmann's entropy, which is defined at a specific instant [6], path entropy is defined over a time interval of the state trajectory [7–10]. Its properties are governed by the so-called "fluctuation theorem" (see [11] and [12] for reviews).

It is instructive to recall that the stochastic analysis of reactive systems was first introduced by Luo et al. in 1984 [13]. The authors successfully derived the statistical properties of non-equilibrium reactive systems using the master equation formulation and Boltzmann's definition

of entropy. They then demonstrated that this theory, known already at that time as "stochastic thermodynamics", yielded results that, on average, aligned perfectly with those of classical thermodynamics. To prevent any potential confusion, we will henceforth employ the term "path thermodynamics" to denote stochastic thermodynamics based on path entropy. There are indeed some subtle differences between these approaches.

For instance, while Boltzmann entropy production is strictly non-negative, the fluctuation theorem asserts that the probability of observing a negative path entropy production is not zero, rather it goes as the exponential of the inverse of the number of molecules. Consequently, this peculiar property has negligible effect on the behavior of macroscopic systems, with its primary relevance lying in extremely small systems. This perspective has fueled significant interest in path thermodynamic descriptions of such systems, leading to notable publications over the past two decades [14] (see [15] for a review).

Despite this extensive literature, the question of the domain of validity of path thermodynamics has not been fully addressed. Recently, we showed that path thermodynamics fails to correctly describe the thermodynamic properties of a reactive system involving more than one elementary reaction leading to the same composition change [16, 17]. An unexpected consequence of this issue pertains to reactive systems where all elementary reactions lead to the same composition changes.

Prominent examples include single-variable Schlögl-type reactive systems, denoted as X , where reactions lead either to $X \rightarrow X + 1$ (forward) or $X \rightarrow X - 1$ (backward) [18]. As previously mentioned, the associated state trajectory lacks information that distinguishes these reactions from each other. Consequently, its structure is equivalent to that of a reactive system composed of a single reversible reaction, symbolically represented as $X \rightleftharpoons X + 1$. Thus, at the stationary regime, the state trajectory aligns with that of a thermodynamic equilibrium system. In other words, the state trajectory of Schlögl-type reactive systems is necessarily time-reversible in the stationary regime, even if the system is maintained out of equilibrium. However, time reversal symmetry is a key signature of thermodynamic equilibrium states [6], which is not necessarily the case here. We are thus faced with a paradox.

It is worth noting that this assertion can be rigorously proven within the framework of standard Markovian stochastic modeling of reactive systems. It was first established by Graham and Haken in 1971 for diffusion processes [19], and later extended by several authors to include jump processes [20] (for a simple presentation of this property, see Section 6.3 of [21]). The widely accepted explanation for this unexpected result is an oversimplified theoretical approach, such as the use of standard Markovian stochastic modeling and the associated treatment of the system-reservoir interaction.

Driving a system out of equilibrium necessarily requires the presence of reservoirs and external forces that can be switched on and off to closely replicate laboratory conditions. In the standard stochastic modeling, established over half a century ago [20, 21], the state of the reservoirs and the properties of external forces are predefined. Their role is thus limited to maintaining constant given system parameters, such as temperature or the concentration of certain chemical components.

This article, along with all of our related previous works, is based on the standard stochastic modeling of reactive systems. It is worth noting that nearly everything we know about the statistical properties of non-equilibrium systems has been obtained from this type of modeling, like for example the Landau-Lifshitz fluctuating hydrodynamics formalism [23] or the onset of instabilities in nonequilibrium systems [24]. But the most striking example is undoubtedly the use of

standard stochastic modeling by Lebowitz and Spohn to set up the basics of path thermodynamic formulation of reactive systems [4]. The same type of modeling that restricts the applicability of path thermodynamics to reactive systems where each observed compositional change corresponds to one, and only one, elementary reaction. As shown in [17,22], the paradoxical behavior of Schlögl-type reactive systems is a direct consequence of this approach.

The question, therefore, arises: are these unexpected properties of non-equilibrium state trajectories a genuine feature of reality, or are they merely a consequence of an oversimplified treatment of system-reservoir interactions in standard stochastic modeling?

As Schmied and Seifert have noted [9], an accurate description of reactive systems should, in principle, incorporate explicit interactions with reservoirs, resulting in a unified system-reservoir entity. However, the theoretical approach underlying this course of procedure is quite complex and, to date, have been applied only in relatively simple scenarios. One such example is the explicit inclusion of the degrees of freedom of heat reservoirs within the analysis using a Hamiltonian framework at the microscopic level. This approach was primarily advanced by Jarzynski, who successfully derived fundamental results related to various thermodynamic aspects of the fluctuation theorem [5].

The situation is much less restrictive in reactive systems, primarily because certain elementary reactions may not involve any chemical species shared with the reservoirs. As a result, incorporating system-reservoir interactions does not alter the limited applicability of path thermodynamics to reactive systems where the problematic elementary reactions are of this kind. The following simple example will help clarify this point.

Let us consider a scenario where a molecule A transforms into a molecule B through interactions (collisions) with either a molecule S or another molecule B . In short, we have the reactions $S + A \rightleftharpoons S + B$ and $B + A \rightleftharpoons 2B$. Starting from an arbitrary state $(A, B \neq 0)$, both reactions lead to the same composition change, namely $(A, B) \rightarrow (A - 1, B + 1)$ (forward) or $(A, B) \rightarrow (A + 1, B - 1)$ (backward). The state trajectory of a reactive system involving these elementary reactions does not incorporate any information that allows differentiation between them. And, contrary to recent claims [25], possible variations in the number of S particles, whether due to other reactive processes or exchanges with reservoirs, do not alter this fact [26]. However, from the basic principles of irreversible thermodynamics, we know that the entropy production of a reactive system is the sum of the entropy production associated with each individual reaction (see, for example, Section 9.5 of [27]). This crucial information cannot be obtained solely from the analysis of the state trajectory. Hence, we can conclude that the path thermodynamic properties of this system, derived from its state trajectory, will inevitably be incongruous with irreversible thermodynamic results.

Remarkably, no specific modeling procedures or complex mathematical developments are needed to establish this evidence. Contrary to a somewhat commonly held belief, this demonstrates once and for all that there indeed exists a class of reactive systems that *cannot be described by path thermodynamics*, regardless of how their interactions with reservoirs are handled.

With other arguments falling short, a different sort of criticism was recently leveled against our findings, suggesting that multiple jump Markov processes could potentially model a given reactive system, thereby challenging the uniqueness of stochastic formulations for non-equilibrium systems [25,28]. Beyond the mathematical proofs that refute this claim [22,26], we have also conducted microscopic simulations of reactive Boltzmann equations to provide further comprehensive evidence, employing the well-established Bird algorithm [29,30]. This approach, in addition to being significantly faster than traditional molecular dynamics simulations, allows us

to simulate perfectly homogeneous systems while preserving key aspects of microscopic dynamics. As demonstrated in [22], these simulations consistently validate the predictions made by the standard stochastic modeling of reactive systems [16, 17, 20, 21].

The case of single-variable Schlögl-type reactive systems presents a particular challenge, as at least one of the elementary reactions must involve a chemical species shared with the reservoirs in order to maintain non-equilibrium constraints. Detailed studies indicate that explicitly including reservoir interactions to form a unified system-reservoir entity is fraught with difficulties and is far from straightforward. As discussed in [22, 26], a primary conceptual hurdle is that the system-reservoir entity itself becomes a closed system. Unless infinitely large reservoirs are assumed, this compound system will inevitably reach a thermodynamic equilibrium state over time. At present, there is no clear method to maintain such a system-reservoir entity in a non-equilibrium state over extended periods.

On the other hand, it is well understood that the time-reversibility of Schlögl-type reactive systems is a direct consequence of path thermodynamics' inability to accurately describe the properties of reactive systems involving more than one elementary reaction leading to the same composition change [16, 17]. As noted above, the validity of this fact is unaffected by how system-reservoir interactions are handled. Although there are quite plausible presumptions supporting the validity of standard Markovian modeling for reactive systems, the current state of our knowledge does not yet provide a definitive answer to this question.

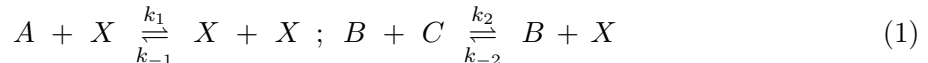
There remains one last possibility that should be considered to either rule out or at least explain this paradoxical result. This pertains to the fact that the general framework leading to this peculiar result concerns zero-dimensional systems (equivalent to "ideally homogeneous" systems) that exclude the presence of local fluctuations. However, there exist numerous situations where local fluctuations have dramatic effects on the macroscopic behavior of reactive systems. Known examples include annihilation reactions in low-dimensional systems [31, 32] or the onset of instabilities in chemical systems where local fluctuations destroy coherent oscillatory behavior (limit cycle) in one and two-dimensional systems [33, 34]. The same mechanism may perhaps provide an explanation for the perceived paradoxical issue in Schlögl-type reactive systems.

In the absence of pertinent experimental results, another way to explore this possibility is to resort to classical molecular dynamics simulation of reactive systems. The aim is to estimate the probability of observing a transition from state S_1 to S_2 during the time interval $[t_1, t_2]$, and compare it to the reverse transition from S_2 to S_1 during the same time interval $[t_1, t_2]$.

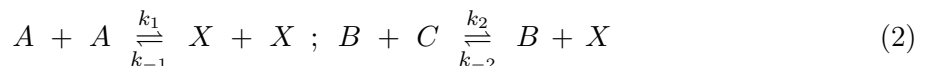
2 Hard sphere simulations of reactive systems

Generating statistically reliable data to estimate two-body distribution functions poses a challenge due to the need for a large number of data points. One approach to mitigate this challenge is by conducting molecular dynamics simulations of dilute hard sphere gases, where careful treatment of the collision timetable can greatly enhance computational efficiency [35]. However, it's important to note that highly efficient algorithms may introduce unintended biases, such as Maxwell's demon, in certain scenarios. In this study, we followed the approach outlined in [36] to address these challenges. To eliminate potential sources of errors, we rebuilt the collision timetable completely every 200 steps. This procedure was tested through a simulation involving 10^6 collisions, and the results were found to be comparable to those obtained using the standard procedure.

Another advantage of choosing a system of dilute hard spheres is that the results can be compared with those generated through microscopic simulations of the homogeneous reactive Boltzmann equation. The optimal strategy would be to conduct a molecular dynamic simulations of the same reactive systems that were considered previously [22]. This is precisely the approach adopted in the present work. Accordingly, we consider the following models:



and



where the mole fraction of reactants A , B , and C is assumed to remain constant. Their values, as well as those of the kinetic constant $k_{\pm i}$, $i = 1, 2$, are set in order to ensure that both systems operate under non-equilibrium conditions [22].

More precisely, for the model (1) we set $k_{-1} = k_1$, $k_{-2} = k_2$, $C = A/2$, and $A/B = k_2/k_1 = 5/6$, so that the number of X particles at the stationary state reads $X_s = A$. This choice of parameters guaranties that the system operates under non-equilibrium conditions. For instance, for these parameters we can check that in dilute (ideal) systems, the *thermodynamic entropy production*, σ_s , is strictly positive at the stationary state

$$\sigma_s = \frac{6}{5} N k_B k_2 a^2 \ln(2) > 0 \quad (3)$$

where k_B is the Boltzmann constant, a the mole fraction of A , and N the total number of particles present in the system, including solvent or other non-reactive particles (extensivity parameter) [27].

For model (2), we shall use a slightly different parameter setting: $k_1 = k_2 = k_{-1} = k_{-2}$, $B = 5A/3$ and $C = A/3$. The main motivation for this parameter choice is to ensure that the macroscopic number of X particles at the stationary state matches that of system (1), namely $X_s = A$. This will make the comparison of simulation results between these two models more straightforward. Furthermore, here again we can check that in dilute (ideal) systems the thermodynamic entropy production is strictly positive at the stationary state:

$$\sigma_s = \frac{5}{9} N k_B k_1 a^2 \ln(9/2) > 0 \quad (4)$$

so that the system operates under non-equilibrium conditions.

We observe that in the reactive system described in (2), each elementary reaction leads to a distinct change in composition, making the associated state trajectory inherently time-irreversible [27]. In contrast, the reactive system (1) is characterized by both reactions leading to either $X \rightarrow X + 1$ (forward) or $X \rightarrow X - 1$ (backward). Consequently, in a zero-dimensional system ("ideal homogeneity" assumption), the stationary state trajectory of this reactive non-equilibrium system is time-reversible [16,17,22]. The primary objective of this article is to determine whether this paradoxical property is an intrinsic characteristic or a result of the zero-dimensional assumption. Comparing the statistical properties of these two systems will be instrumental in interpreting the results of the molecular dynamics simulations

Another issue is how are we going to proceed in order to maintain constant the mole fraction of a chemical species. This problem represented a serious challenge in early-day microscopic

simulations of reactive systems. Achieving this required bringing the system into contact with a reservoir containing that species and adjusting the parameters so that the frequency of exchange processes with the reservoir was much higher than that of the reactive processes. However, this approach resulted in significant CPU wastage, making detailed studies of reactive processes through microscopic simulations prohibitively expensive.

In the mid-1970s, an original solution to tackle this problem was proposed [37,38]. Here's how it works: In order to maintain the mole fraction of A and C constant (B is not modified), "solvent" particles, designated as S , are introduced, and the following strategy is implemented: when a reactive collision results in the destruction of one of these particles, an S particle is randomly selected from the immediate vicinity of the collision center and transformed into the destroyed particle. Likewise, the same strategy for the reverse process is applied. When an A or C particle is generated through a reactive collision, the aforementioned strategy is used to select one such particle and replace it with an S particle (see [39] for a review). This is the optimal strategy for traditional molecular dynamic simulation of reactive systems (MD).

An alternative option is to randomly select an S particle from the entire system volume and transform it back into an A or C species each time they are destroyed through a reactive process. Similarly, if one of these particles is generated through a reactive collision, that same type of particle is randomly selected from the entire system volume and transformed into an S particle. This approach aims to reduce the local fluctuations of A and C particles by promoting their spatial homogenization. It can be seen as a hybrid method, combining elements of traditional molecular dynamics and purely homogeneous Bird simulation procedures. We refer to this alternative option as "hybrid simulation" (HS). The distinction between these two choices, as well as the strictly homogeneous Bird procedure, should offer valuable insights into the impact of local fluctuations on the system's statistical properties.

For microscopic modeling of reactive processes we adopt the "hard sphere chemistry" strategy, which originated in the mid-1970s [37,38]. The fundamental concept is elegant and straightforward. First, we assign each particle a distinct attribute, such as a "color". If two particles collide with sufficient energy, meaning that their relative kinetic energy exceeds a threshold linked to the activation energy of the reaction, a reactive collision takes place [40]. In this event, the particles' attributes (colors) are changed according to the chemical step in question.

A significant issue with this approach is the inevitable deformation of the Maxwell-Boltzmann distribution, as only the most energetic particles can undergo a reactive transformation [41,42]. In order to prevent this non-equilibrium effect, the reactive collision rules have to be further simplified. Consider an isothermal bi-molecular chemical reaction, say R_i , similar to one of the forward or backward reactions considered above, and let us denote by E_i the associated activation energy. Upon expressing the composition of the system in terms of mole fractions, it can easily be shown that the kinetic constant k_i of that reaction R_i is proportional to the collision frequency ν_i of the reactant particles, that is $k_i = \nu_i \tilde{k}_i$, where $\tilde{k}_i = \exp \{ - E_i/k_B T \}$ stands for the Arrhenius factor (T represents the temperature of the medium and k_B is the Boltzmann constant). After a collision between two such reactive particles has occurred, we choose randomly $\tilde{k}_i\%$ of the collisions to be reactive. This well known procedure avoids the deformation of the Maxwell-Boltzmann distribution since it does not involve any systematic energy transfer between reactants and products. It is, however, restricted to isothermal second-order (binary collisions) reactions (see [39] for a review).

3 Simulation results

For microscopic simulations, we consider an ensemble of N hard spheres with identical mass m and diameter d , regardless of their chemical identity. They are confined within a volume V chosen to yield a number density of 3×10^{-3} particles per cubic diameter d^3 . This choice ensures that the system falls within the valid range of the Boltzmann equation. Further details can be found in references [29, 30].

For the microscopic simulation of the reactive system (1), the total number of hard spheres is set to $N = 5,000$, with $A = 1,000$, $B = 1,200$, and $C = 500$ particles. The rate constants are set to $k_1 = k_{-1} = 0.9\nu$ and $k_2 = k_{-2} = 0.75\nu$, where ν is the collision frequency. In other words, 90% of collisions between particles involved in the first reaction and 75% of the collisions between particles involved in the second reaction are assumed to be reactive. We can readily confirm that this parameter set results in a macroscopic number of X particles equal to $X_s = 1,000$ in the stationary state.

For the microscopic simulation of the reactive system (2), we set the value of N to be $N = 7,000$. The other parameters are set as follows: $A = 1,500$, $B = 2,500$, and $C = 500$ particles, with $k_1 = k_2 = k_{-1} = k_{-2} = 0.9\nu$. In other words, 90% of collisions between particles involved in the first and in the second reactions of the model (2) are assumed to be reactive. With these parameter choices, the macroscopic number of X particles in the stationary state aligns with that of the reactive system (1), i.e., $X_s = 1,000$.

Our primary objective in conducting these simulations is to analyze the statistical properties of sample paths associated with the reactive systems (1) and (2). By measuring the number of X particles over a sufficiently long time interval, we can estimate the "direct" probability distribution $P(X_1, t_1; X_2, t_2)$ of having X_1 particles at time t_1 and X_2 particles at time $t_2 > t_1$, which can then be compared with the "reverse" probability distribution $P(X_2, t_1; X_1, t_2)$ of having X_2 particles at t_1 and X_1 particles at t_2 . Special care is taken to ensure that, before starting the collection of data, the system has reached the stationary regime. The resulting (estimated) probability distributions therefore depend only on the time interval $\tau = t_2 - t_1$.

We observed that the statistical errors associated with these probability distributions grow quite rapidly for time intervals τ larger than 20 mean reactive collision times (MRCT). Therefore, we limit the simulation to values of τ not exceeding 15 MRCT. Furthermore, for practical reasons, we set the value of X at the final time $t_2 = t_1 + \tau$ to a "reference state" X_{ref} . As can be expected, we observed that the statistical error decreases as the chosen value of X_{ref} approaches the most probable state. Given that the most probable state is located in close proximity to the macroscopic stationary state $X_s = 1000$, we set $X_{\text{ref}} = X_s$.

To carry out our measurements, we generated four different datasets, each containing outcomes associated with 10^{10} collisions. The resulting direct and reverse probability distributions are shown in Figure (1) for both molecular dynamics (MD) and hybrid simulation (HS) cases, where $\tau = 10$ mean reactive collision time. The statistical error, estimated from 20 successive runs of 5×10^8 collisions, does not exceed 1% (about by the size of the marker symbols in Figure (1)).

As expected, the sample paths associated with model (2) are distinctly time-irreversible. Furthermore, no notable differences between molecular dynamics and hybrid simulations are observed. A property that holds true for perfectly homogeneous (Bird) simulation results as well. However, this proves to be not the case for model (1), where quantitative discrepancies between (MD) and (HS) results are apparent.

Quite surprisingly, these discrepancies observed in model (1) are only quantitative, meaning that the qualitative behavior remains the same in both cases. As shown in Figure (1), the direct and reverse trajectories are practically indistinguishable in both the case of (MD) and the case of (HS). In other words, $P(X, t; X_{\text{ref}}, t + \tau) \approx P(X_{\text{ref}}, t; X, t + \tau)$, well within the limits of statistical errors, despite the fact that the system is not at equilibrium.

One way to highlight this property is to consider the ratio of the direct and reverse probabilities. As shown in Figure (1), this ratio is practically equal to one for the model (1), but not for the model (2). This observation is further supported in Figure (2), where the ratio $P(X, t; X_{\text{ref}}, t + \tau)/P(X_{\text{ref}}, t; X, t + \tau)$ is shown.

4 Concluding remarks

The microscopic simulation results unequivocally demonstrate that the sample paths of a reactive system can exhibit time-reversibility, even when the system is deliberately maintained out of equilibrium (model (1)). We acknowledge our perplexity and the lack of entirely satisfactory explanations for this observed phenomenon. Given the unexpected nature of these results, it is useful to briefly outline the fundamental principles of microscopic molecular dynamics simulations for physico-chemical systems, as well as the specific methodologies we have applied to reactive systems. This may help to rule out any inaccuracies that could have contributed to the unforeseen findings.

Microscopic molecular dynamics simulations of physico-chemical systems typically involve the system interacting with large external reservoirs that help maintaining certain quantities, such as temperature or pressure, at constant values. To achieve this, the simulation parameters are set so that the exchange processes with the reservoirs occur at a much higher frequency than the system's internal processes. This setup, however, often results in considerable computational inefficiencies. Historically, several approaches have been developed to address these inefficiencies, some of which parallel methods used in standard stochastic modeling [43]. A well-known example is the Nose-Hoover "thermostating" scheme, which employs sophisticated numerical techniques to avoid the direct simulation of the extensive number of degrees of freedom associated with the reservoir itself [44].

Comparable numerical techniques have also been created specifically for the microscopic simulation of reactive systems. The primary aim of these efforts has been to develop an efficient method for regulating the concentration of specific products, while avoiding an excessive increase in the computational demands of the numerical procedure. Obviously, skepticism might lead one to question the validity of the procedure that we have used to maintain constant concentrations of specific products, achieved by introducing solvent particles S .

This methodology, pioneered by Boissonade in 1979 [38], has since been widely adopted in the simulation of various reactive systems. These include systems exhibiting sustained chemical oscillations or bimodal instabilities [33, 34, 45], highly exothermic (explosive) reactions [42], wave propagation phenomena [46, 47], and annihilation reactions in low-dimensional systems [32]. To date, no challenges have been raised regarding the legitimacy of this technique, nor have alternative methods been proposed.

Finally, one might question whether this unexpected result is limited to specific categories of reactive systems or if other non-equilibrium systems could exhibit similar behavior. In this respect, two cases have recently caught our attention: fluid mixtures under concentration gradients

and a solid object under temperature gradient. Ongoing research in this direction indicates that unexpected scenarios should be anticipated.

Acknowledgments

The use of computational facilities at the Computing Center of the University of Bourgogne, DNUM-CCUB, is gratefully acknowledged. One author (AG) acknowledges support by the U.S. Department of Energy, Office of Science, Office of Advanced Scientific Computing Research, Applied Mathematics Program under contract No. DE-AC02-05CH11231.

References

- [1] I. Epstein and J. Pojman, *An Introduction to Nonlinear Chemical Dynamics*, Oxford University Press, (1998).
- [2] D. J. Evans, E. G. D. Cohen and G. P. Morriss, *Phys. Rev. Lett.* **71**, 2401 (1993) ; D. J. Evans and G. P. Morriss, *Phys. Rev. E* **50**, 1645 (1994) ; for a review, see D. J. Evans and D. J. Searles, *Advances in Physics*, **51**, No. 7, 1529 (2002).
- [3] G. Gallavotti and E. G. D. Cohen, *Phys. Rev. Lett.* **74**, 2694 (1995) ; *ibid.* *J. Stat. Phys.* **80**, 931 (1995).
- [4] J. L. Lebowitz and H. Spohn, *J. Stat. Phys.*, **95**, 333 (1999).
- [5] C. Jarzynski, *Phys. Rev. Lett.* **78**, 2690 (1997) ; *Phys. Rev. E* **56**, 5018 (1997) ; *J. Stat. Phys.* **98**, 77 (2000) ; *J. Stat. Mech.: Theor. Exp.*, P09005 (2004) ; *Phys. Rev. E* **73**, 046105 (2006).
- [6] S. R. de Groot and P. Mazur, *Non-equilibrium Thermodynamics*, Dover, New York, (1984).
- [7] G. E. Crooks, *Phys. Rev. E* **60**, 2721 (1999) ; *ibid.*, *Phys. Rev. E* **61**, 2361 (2000).
- [8] P. Gaspard, *J. Chem. Phys.* **120**, 8898 (2004) ; D. Andrieux and P. Gaspard, *J. Chem. Phys.* **121**, 6167 (2004).
- [9] T. Schmied and U. Seifert, *J. Chem. Phys.* **126**, 044101 (2007).
- [10] U. Seifert, *Phys. Rev. Lett.* **95**, 040602 (2005); *Eur. Phys. J. B* **64**, 423 (2008).
- [11] C. Jarzynski, *Annu. Rev. Condens. Matter Phys.* **2**, 329 (2011).
- [12] U. Seifert, *Rep. Prog. Phys.* **75**, 126001 (2012).
- [13] Luo Jiu-Li, C. Van den Broeck, and G. Nicolis, *Z. Phys. B: Condens. Matter* **56**, 165 (1984).
- [14] C. Van den Broeck, *Phys. Complex Colloids*, **184**, 155 (2013) ; C. Van den Broeck and R. Toral, *Phys. Rev. E* **92**, 012127 (2015).
- [15] C. Van den Broeck, S-i Sasa and U. Seifert, *New J. Phys.* **18**, 020401, (2016).
- [16] M. Malek Mansour and F. Baras, *Chaos* **27**, 104609 (2017).

- [17] M. Malek Mansour and A. L. Garcia, Phys. Rev E, **101**, 052135 (2020).
- [18] F. Schlögl, Z. Phys. **248**, 446 (1971) ; **253**, 147 (1972).
- [19] R. Graham and H. Haken, *Generalized thermodynamic potential for Markov system in detailed balance and far from thermal equilibrium*, Z. Phys. **243** 289 (1971).
- [20] N. G. Van Kampen, *Stochastic Processes in Physics and Chemistry*, North-Holland, Amsterdam (1983).
- [21] C.W. Gardiner, *Handbook of Stochastic Methods*, Springer-Verlag (2009).
- [22] F. Baras, A. L. Garcia, and M. Malek Mansour, Phys. Rev. E, **107**, 014106 (2023).
- [23] L. D. Landau and E. M. Lifshitz, *Statistical Physics*, Part 11, Pergamon Press, Oxford, (1981).
- [24] G. Nicolis and I. Prigogine "Self-Organization in Nonequilibrium Systems", Wiley- Interscience (1977) ; H. Haken, "Synergetics : An Introduction", Springer-Verlag, Berlin, (1977).
- [25] P. Gaspard, Phys. Rev E **108**, 036103 (2023).
- [26] F. Baras, A. L. Garcia, and M. Malek Mansour, Phys. Rev. E, **108**, 036104 (2023).
- [27] D. Kondepudi, "Introduction to Modern Thermodynamics", Wiley (2008).
- [28] P. Gaspard, Phys. Rev E **103**, 016101 (2021).
- [29] G.A. Bird, *Molecular Gas Dynamics* (Clarendon, Oxtord, 1976).
- [30] A.L. Garcia, *Numerical methods for physics*, Englewood Cliffs, NJ: Prentice Hall, (2022).
- [31] Bramson M. and Lebowitz J., Phys. Rev. E, **61**, 2397 (1988) ; Lindenberg K., Argyrakis P. and Kopelman R., J. Phys. Chem., **99**, 7542 (1995).
- [32] F. Baras, M. Salazar, E. Kestemont and M. Malek Mansour, Euro Phys. Lett., **67**, 900 (2004).
- [33] F. Baras and M. Malek Mansour, Phys. Rev. E **54**, 6139 (1996).
- [34] M. Malek Mansour, J. Dethier, and F. Baras, J. Stat Phys., **101**, 425 (2000) ; J. Chem Phys., **114**, 9265 (2001).
- [35] D.C. Rapaport, *The art of molecular dynamics simulation*, Cambridge University Press (2004).
- [36] D.C. Rapaport, J. Comput. Phys., **34**, 184 (1980).
- [37] J. Portnow, Phys. Lett. **A 51**, 370 (1975) ; P. Ortoleva and S. Yip, J. Chem. Phys. **65**, 2045 (1976).
- [38] J. Boissonade, Phys. Lett. **A 74**, 285 (1979) ; Physica **A 113**, 607 (1982).
- [39] F. Baras and M. Malek Mansour, Adv. Chem. Phys. **100**, 393 (1997).
- [40] R. D. Present, J. Chem. Phys., **31**, 747 (1959).

- [41] I. Prigogine and E. Xhrouet, *Physica*, **15**, 913 (1949).
- [42] F. Baras and M. Malek Mansour, *Phys. Rev. Lett.*, **63**, 2429 (1989); M. Malek Mansour and F. Baras, *Physica A*, **188**, 253 (1992).
- [43] D. Frenkel and B. Smit, "Understanding Molecular Simulation: From Algorithms to Applications", Academic Press (2001).
- [44] A. Nose, *J. Chem. Phys.* **81** 511 (1984) ; H. W. Hoover, *Phys. Rev. A.* **31**, 1695 (1985).
- [45] F. Baras, J. E. Pearson, and M. Malek Mansour, *J. Chem. Phys.*, **93**, 5747 (1990) ; F. Baras, M. Malek Mansour, and J. E. Pearson, *J. Chem. Phys.*, **105**, 8257 (1996).
- [46] A. Lemarchand and B. Nowakowski, *J. Chem. Phys.* **111**, 6190 (1999) ; *EuroPhys. Lett.* **94**, 48004 (2011).
- [47] J. S. Hansen, B. Nowakowski and A. Lemarchand, *J. Chem. Phys.* **124**, 034503 (2006) ; P. Dziekan, L. Signon, B. Nowakowski, and A. Lemarchand, *J. Chem. Phys.* **139**, 114107 (2013).

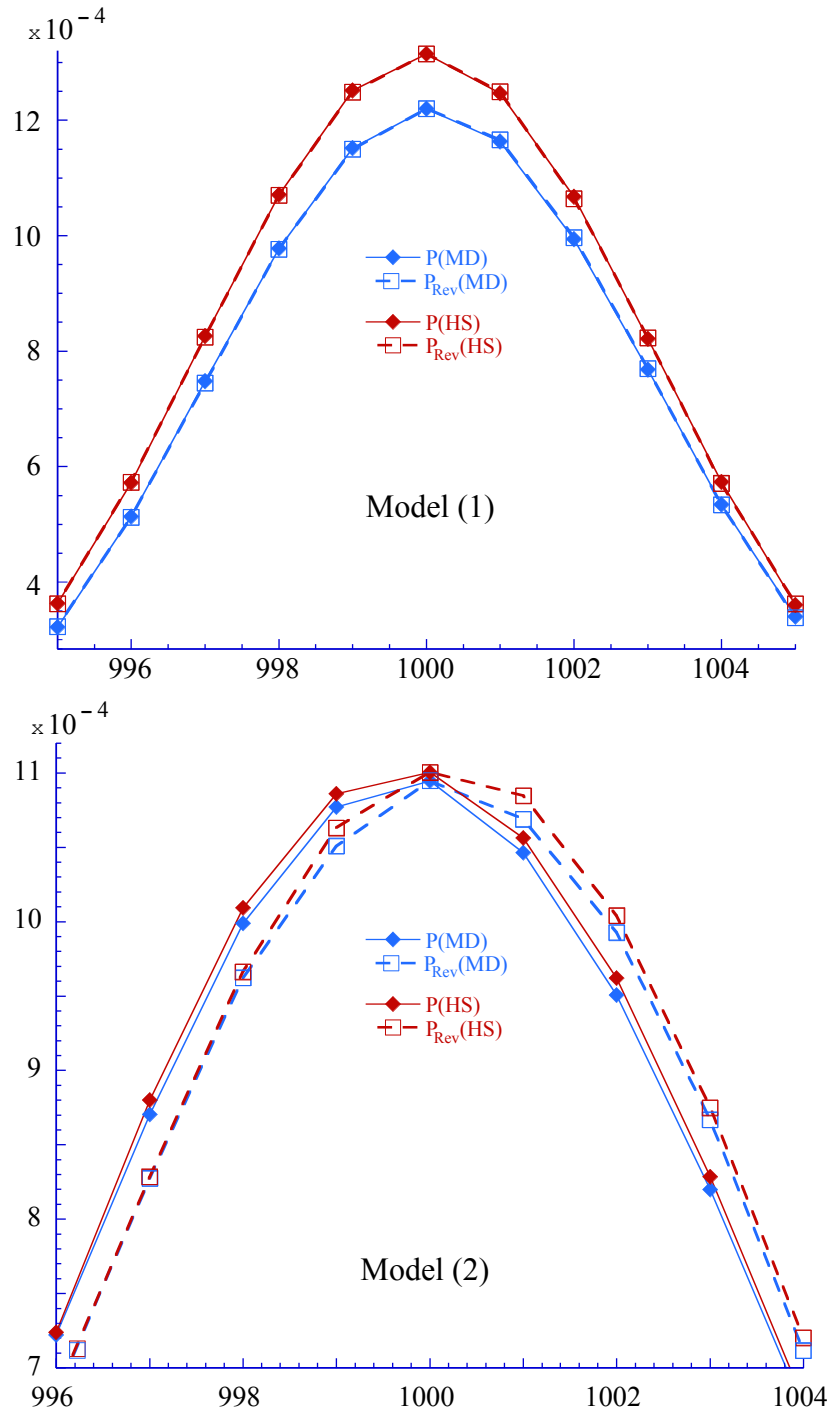


Figure 1: Direct probability distribution $P(X, t ; X_{ref}, t + \tau)$ (diamonds-solid lines) and reverse probability distribution $P(X_{ref}, t ; X, t + \tau)$ (squares-dashed lines) versus X for: (top) model (1); (bottom) model (2). The macroscopic stationary state is $X_{ref} = 1000$ and $\tau = 10$ mean reactive collision time, as measured in the simulations. Results obtained by (MD) are in blue and those from (HS) are in red.

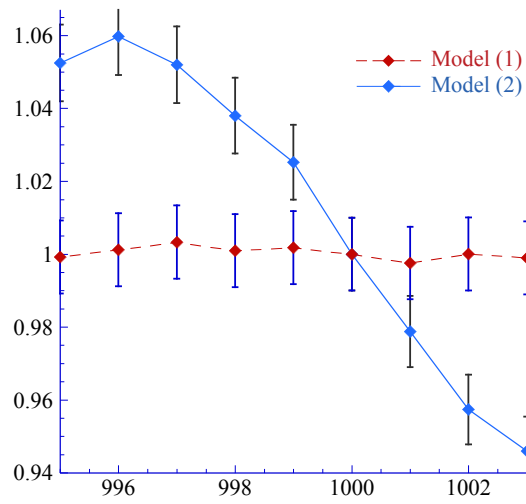


Figure 2: Probability ratio $P(X, t ; X_{ref}, t + \tau) / P(X_{ref}, t ; X, t + \tau)$ obtained through (MD) procedure (see the caption of Fig. 1).