

# EconoJax: A Fast & Scalable Economic Simulation in Jax

Koen Ponse  
LIACS, Leiden University  
Leiden, The Netherlands  
k.ponse@liacs.leidenuniv.nl

Niki van Stein  
LIACS, Leiden University  
Leiden, The Netherlands  
n.van.stein@liacs.leidenuniv.nl

Aske Plaat  
LIACS, Leiden University  
Leiden, The Netherlands  
aske.plaat@gmail.com

Thomas M. Moerland  
LIACS, Leiden University  
Leiden, The Netherlands  
t.m.moerland@liacs.leidenuniv.nl

## ABSTRACT

Accurate economic simulations often require many experimental runs, particularly when combined with reinforcement learning. Unfortunately, training reinforcement learning agents in multi-agent economic environments can be slow. This paper introduces EconoJax, a fast simulated economy, based on the AI economist. EconoJax, and its training pipeline, are completely written in JAX. This allows EconoJax to scale to large population sizes and perform large experiments, while keeping training times within minutes. Through experiments with populations of 100 agents, we show how real-world economic behavior emerges through training within 15 minutes, in contrast to previous work that required several days. To aid and inspire researchers to build more rich and dynamic economic simulations, we open-source EconoJax on Github at: <https://github.com/ponseko/econojax>.

## KEYWORDS

Reinforcement Learning, Multi-agent, Economics, JAX

## 1 INTRODUCTION

Reinforcement learning [29] provides an attractive framework for simulating real-world behavior using learned agents in multi-agent environments. Rather than fixing agents to specific strategies, reinforcement learning agents may freely explore the environment and seek economic equilibria without manually implementing certain strategies, which would bias the results. These agent-based models allow for rich, diverse, and interactive simulations in which economic policy questions may be answered [31, 34].

However, reinforcement learning is known to be sample inefficient [14], delivering significantly less information per datapoint compared to practices such as supervised or self-supervised learning. Furthermore, in online reinforcement learning, data collection occurs concurrently with the learning process, causing a further increase in computational requirements. Consequently, reinforcement learning agents commonly require days of training, even in simplified, unrealistic simulations.

Over the past decade, we have seen significant performance improvements in deep learning by leveraging efficient GPU's [17]. Although this partly aids deep reinforcement learning agents in their training, real-time environment interactions needed for online learning remain costly. In the last few years, however, tools have been built that allow for faster environment interaction by taking advantage of GPU's. Of particular interest are WarpDrive [18], and

JAX [4], which both provide methods of writing environments to run on GPU accelerated hardware. WarpDrive, however, requires the developer to write specialized CUDA code, which may be difficult to master. In contrast, JAX code is written in regular Python code, albeit with some conditions to the coding style. Importantly, we can also write the reinforcement learning agent code in JAX and unify all code (environment and agent) under one framework. This code can then be compiled by JAX as a single training loop pipeline that operates fully on accelerated hardware, yielding substantial performance improvements, sometimes over a 1000 times [21].

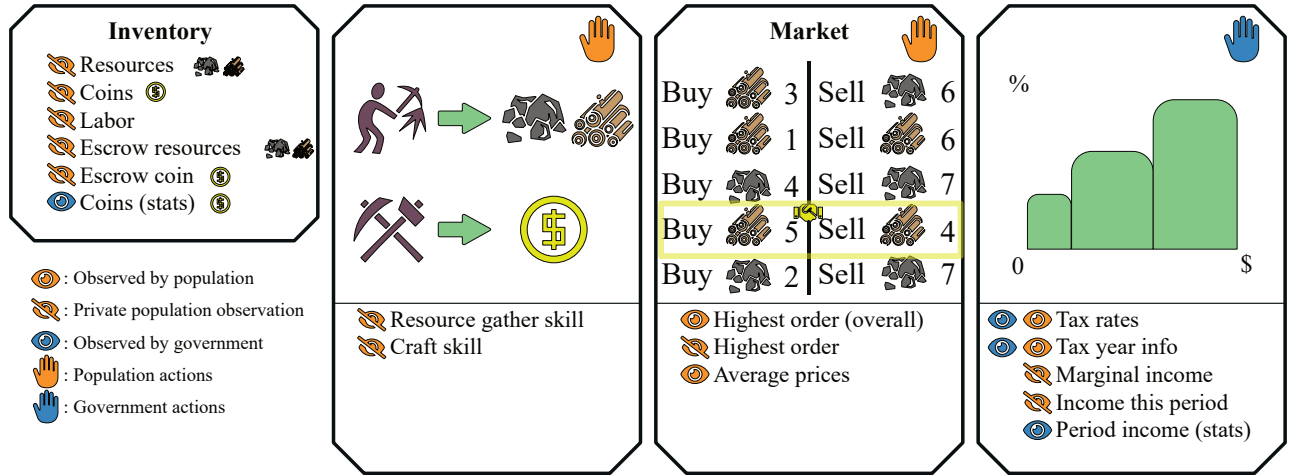
In recent years, the scientific community has made a push to reintroduce existing environments in JAX to address the sample efficiency problem [3, 8, 9, 19, 21–23, 25, 26]. However, a similar initiative has not yet emerged for economic agent-based modeling environments. Such an effort could yield significant benefits, as it would allow for richer, more realistic environments, while keeping agent training feasible.

In this work, we introduce EconoJax, a multi-agent economic environment simulating a simplified economy modeled after the AI economist [34], written in JAX. EconoJax is a vector-based environment with similar functionalities to the AI economist. Population agents gather resources and convert these into coins to maximize their individual utility. The agents interact by trading resources in exchange for coins with other agents. Simultaneously, a government agent sets tax rates at predefined intervals to maximize equality among agents while preserving productivity in the economy.

We experiment with population sizes of 100 agents, which requires roughly 13 minutes of training, and highlight real-world economic behavior emerging in EconoJax, such as realistic *tax schedules* and the *equality-productivity-tradeoff*, without manually implementing actions for agents. In comparison, such experiments took many days of training in the original AI economist framework due to a more complex state representation. A rough comparison of training times is shown in Table 1. Due to its increased performance, while still allowing for real-world economic behavior to occur, EconoJax provides a foundation for economic modeling researchers to build richer and more realistic simulations.

The contributions of this paper are as follows:

- We present EconoJax, a scalable economic simulation written in JAX. EconoJax, inspired by the AI economist, provides a simplified and substantially faster interface for reinforcement learning training, highlighting how economic simulations may benefit from JAX.



**Figure 1: Overview of EconoJax and its different components, actions- and observation spaces. Population agents act via gathering resources, converting these into coin, and trading on the marketplace. The government agent acts by setting tax rates at specific intervals. The escrow inventories are used as a temporary inventory for items that are used in active market orders. Observations marked with "stats", indicate that the government does not observe the state for each individual agent, but rather the mean, standard deviation, and median of the population.**

- We release the source code for EconoJax, along with the reinforcement learning agent code. This lowers the bar to extend or experiment with EconoJax and may inspire further research in economic simulations and multi-agent reinforcement learning.
- We conduct experiments to demonstrate how real-world economic behavior emerges in EconoJax, similar to the AI economist.

The remainder of this paper is organized in the following manner: In the next section, Section 2, we give a brief overview of reinforcement learning, an introduction to JAX, and discuss related work. Section 3 details of EconoJax, including its agents and their respective action and observation spaces. Subsequently, Section 4 displays the outcomes of experiments conducted in EconoJax involving 100 agents. In Section 5 we discuss limitations and future work. Finally, our conclusions are summarized in Section 6.

## 2 PRELIMINARIES

### Reinforcement Learning

Reinforcement Learning is a machine learning method for finding policies that attempt to maximize some reward by interacting with an environment [29]. Such environments are typically modeled as a Markov Decision Process (MDP) [2], defined as a tuple  $(\mathcal{S}, \mathcal{A}, p, \mathcal{R}, \gamma)$ . Here,  $\mathcal{S}$  is the set of all states,  $\mathcal{A}$  the set all possible actions available to the agents,  $p$  is the transition function which maps states and actions into a probability distribution of next states  $p(s'|s, a) : \mathcal{S} \times \mathcal{A} \times \mathcal{S} \mapsto [0, 1]$ ,  $\mathcal{R}$  is the reward function, mapping transitions into rewards  $r : \mathcal{S} \times \mathcal{A} \times \mathcal{S} \mapsto \mathbb{R}$ , and  $\gamma$  is the discount factor that governs the effect of future rewards on the agent.

More informally, reinforcement learning provides us with a learning framework consisting of an environment and an agent (or multiple agents). The environment starts in a state  $s \in \mathcal{S}$  that is (partially)

observable to the agent(s). The agents then produce an action  $a$  from the available set of actions  $\mathcal{A}$ , which triggers the transition of the environment into a new state. The agents are then also provided a *reward*  $r$ , which is a measure of how "good" the new state is. This process is repeated with the goal of finding an optimal *policy* for the agent(s) to follow in the environment.

### JAX

JAX is a python library for accelerator oriented programming [4], providing convenient function transformations, just-in-time compilation, and a NumPy interface. Just-in-time-compilation support allows JAX functions to be compiled with XLA [27], such that these functions may efficiently run on platforms such as CPU's, GPU's or TPU's. Furthermore, JAX offers transformations that can easily vectorize, parallelize, or differentiate Python JAX functions. The built-in functionality to differentiate functions (autograd) allows JAX to be used as a deep learning framework, similar to PyTorch and TensorFlow. As such, a large ecosystem of neural network libraries have been built around JAX [11–13, 15].

JAX allows all the aforementioned functionality on functions which are written in plain Python. In turn, these typically difficult practices (e.g. running code on a GPU, vectorization, or parallelization), are now significantly more accessible and can dramatically speed up performance in machine learning workflows. Importantly, it allows us to write reinforcement learning environments in plain Python that can easily run on the GPU.

Unfortunately, while JAX functions are written in plain Python, they have some restrictions. The most notable of these is that JAX transformed functions must be *functionally pure*, disallowing any side-effects. This feels unintuitive to many developers that write object-oriented code and rely heavily on changing an objects *state*, which is not allowed in functionally pure code. JAX does provide a NumPy-style interface such that most JAX restrictions can be

addressed via an API that is familiar to most Python developers. However, when starting with JAX, it is clear that a different style of coding is required, which can feel restrictive.

The restrictions imposed by JAX often do not set hard limits on what is possible. This paper exemplifies this by converting the AI economist into a similar environment written in JAX. In the next section, we will list more libraries that have created new, or recreated existing environments in JAX, and by extension, allow for much faster training times.

## Related Work

As JAX has increased in popularity, more environments have been implemented in the framework. As such, we have JAX based environment suites featuring classic environments such as Gymnax and Jumanji [3, 19], as well as suites that focus on multi-agent reinforcement learning [6, 26, 32], partial observability [22], Physics engines [8], and board games [16]. Furthermore, larger, single environments, rather than suites, are also built in JAX, such as Craftax [23] and Navix [25] (MiniGrid).

Agent-based model environments coupled with multi-agent reinforcement learning training could provide interesting insights into (hypothetical) policies and their effect on society. The AI economist [34] demonstrated this by highlighting how reinforcement learning could be used to study the effects of different tax schedules in a simplified economy. They further showed that this would then allow for these tax schedules to be learned as well. This framework was used in a similar fashion to study US state policies for combatting COVID-19 [31]. More complex economic simulations have recently been built as well, modeling governments, banks, households and firms [7]. Other works have studied, using reinforcement learning, how fictitious regions can best negotiate agreements to combat climate change [33].

Recently, an agent-based modeling framework was built in JAX to model the foraging behavior of large populations of organisms [5]. However, to the best of our knowledge, no simulator for an economy has yet been released in JAX.

## 3 ECONOJAX

In this section, we explain the design of EconoJax, an economic simulation modeled after the AI economist [34], created in JAX. The EconoJax source code, along with the experiment code and PPO [28] agent, is available on GitHub: <https://github.com/ponseko/econojax>, allowing researchers to modify EconoJax for their own research.

### Overall design

EconoJax is a simulation environment for a simple economy modeled after the AI economist framework [34]. Similarly to the environments created in the AI economist, EconoJax closely follows the Gymnasium API [30] (with modification inspired by Gymnax [19]) and is thus formally an MDP, typically used for reinforcement learning research.

Like the AI economist, EconoJax features two types of agents – a set of  $n$  **population agents**, and a single **government agent**. The **population agents** are able to gather resources, convert these resources into coins, and trade with each other. Their goal is to maximize their individual utility, a function of coin and performed

labor. Meanwhile, the **government agent** is able to set tax rates such that taxes can be collected and redistributed at set intervals. Its goal is to maximize the equality and productivity of the population. Unlike the AI economist, EconoJax does not feature a 2D grid world in which the **population agents** move. Instead, agents do not move and alternatively receive a simplified vector representation (1D) as input. Such a vector representation allows for faster training without compromising realism. In Section 4, we highlight how real-world economic behavior still emerges in EconoJax.

In the following two sections, we dive deeper into the actions and reward functions of both types of agents, along with the built-in parameters of EconoJax to alter the environment. A complete overview of the action and observation space of both agents is shown in Figure 1.

### Population Agents

Population agents represent economic actors that optimize to their own happiness, represented as utility. This utility grows by obtaining *coins* and decreases by performing *labor*. Similarly to a real economy, agents have various actions of obtaining coins, all of which provide a set amount of labor when performed. Population agents can perform one action per timestep, which may be collecting resources, converting these resources into coins, or interact with other agents by trading resources in exchange for coins.

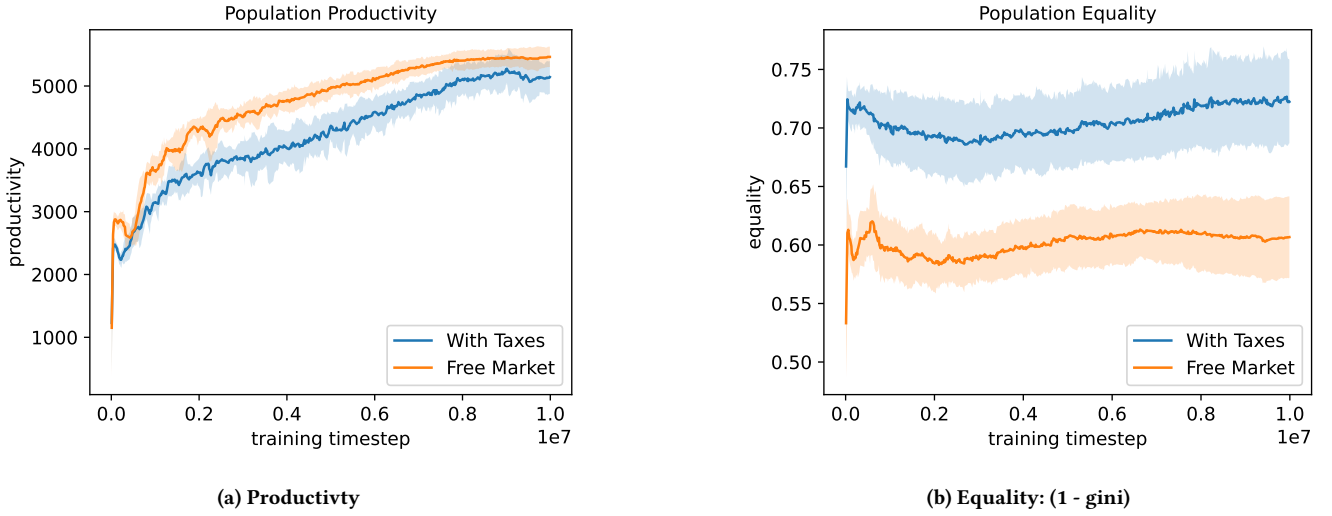
*Reward function.* In the default EconoJax implementation, population agents are tasked with maximizing their individual discounted utility. Similar to the AI economist, we model utility as isoelastic utility [1], minus their obtained labor  $L$ :

$$u_{i,t} = \frac{C_{i,t}^{1-\eta} - 1}{1-\eta} - L_{i,t} \quad (1)$$

Here,  $C_{i,t}$  is the total coin in the inventory of agent  $i$  at timestep  $t$  and  $\eta$  ( $\eta \geq 0, \eta \neq 1$ ) is a constant determining the concavity of the utility function – the isoelastic utility function will increase at a slower rate the more coin an agent already has obtained, and a high  $\eta$  increases this effect. We set  $\eta$  as 0.27 in all our experiments, mirroring the AI economist. The final agent reward on a specific timestep is given by the change in utility at every timestep:

$$r_{i,t} = u_{i,t+1} - u_{i,t} \quad (2)$$

*Collecting resources.* An EconoJax environment contains resources that agents can collect. The amount of different types of resources can be set to any positive number such that the agents may specialize in different types, allowing users to flexibly scale the economy. This is an abstraction of the *wood* and *stone* resources in the AI economist. The amount of resources obtained by an agent when gathering resources is determined by an agents’ skill level  $SG_{i,j}$ , where  $j$  is the resource id. The skill levels are set at environment initialization (uniform between 0 and 1 by default) and fixed throughout the episode. When attempting to gather a resource, the exact amount of resources gathered is then given by  $\lfloor SG_{i,j} + \rho \rfloor$ , where  $\rho$  is a random number between 0.0 and 1.1, chosen uniformly. As such, low-skilled agents may still successfully gather a resource if lucky and highly-skilled agents may gather multiple resources in a single action. Gathered resources are stored in the agents personal inventory for further use by one of the other actions.



**Figure 2: Productivity and equality measured at the end of an episode during training. The shaded areas represent the standard deviation of 15 training runs, in each of which 10 different environments ran in parallel. We see productivity increases over time due to the population agents learning. Introducing taxes manages to significantly improve equality in the population, but trades this for a small bit of productivity.**

*Crafting.* When agents have obtained a set amount of required resources, they can convert these resources into coins. The amount of required resources is set by environment parameters  $R_\kappa$  and  $R_d$ , where  $R_\kappa$  describes the number of resources required per resource, and  $R_d$  describes the amount of different resources required. For instance, an environment initialized with 5 different resources and  $R_\kappa = 2$  and  $R_d = 3$ , means an agent is required to have 2 of each of 3 resources in their inventory before they can craft. In case multiple different resources may be used for crafting, the resources used are prioritized by the amount the agent has in its inventory. The amount of coins obtained by crafting is determined by the skill level of an agent  $SC_i$ , scaled by a constant.  $SC_i$  is initialized at environment initialization (uniform between 0 and 1 by default) and fixed throughout the episode.

*Trading.* Rather than crafting coin, agents are also able to sell their resources to other agents in exchange for coins, allowing for interaction between agents. To facilitate trading, agents can place buy or sell orders on a marketplace. Orders are active for a certain amount of time, and at each timestep all current orders are evaluated. In case there exist buy orders with a value higher or equal to a sell order, these orders are matched – resources and coin are exchanged. In case orders could be matched to multiple other orders, high-value orders (high bids / low asks) are evaluated first and ties are then broken by the age of the order. In order to facilitate trade, coins and resources that are currently used for orders are temporarily placed in agents *escrow*, rather than their usual inventory.

Optionally, an additional *NO-OP* action may be added to the action space of population agents to allow them to skip performing an action and thus collect no labor.

## Government Agent (Planner)

The government agent sets tax rates in fixed tax brackets with the goal of maximizing equality and productivity. These two measures are seen as important optimization goals for taxation (and the redistribution of those taxes) [24], but this objective may be altered in EconoJax. Tax rates are set every period (default: 100 timesteps). At the end of each period, tax is collected on the earnings from the previous period. The collected taxes are then redistributed uniformly among agents, and new tax rates may be set.

*Reward function.* As stated, the government utility (social welfare) is determined by the productivity and equality in the environment:

$$u_g = \text{Eq}(C_t) \cdot \text{Prod}(C_t), \quad (3)$$

$$\text{Eq}(C_t) = \omega(1 - \text{gini}(C_t)) + 1 + \omega, 0 \leq \omega \leq 1. \quad (4)$$

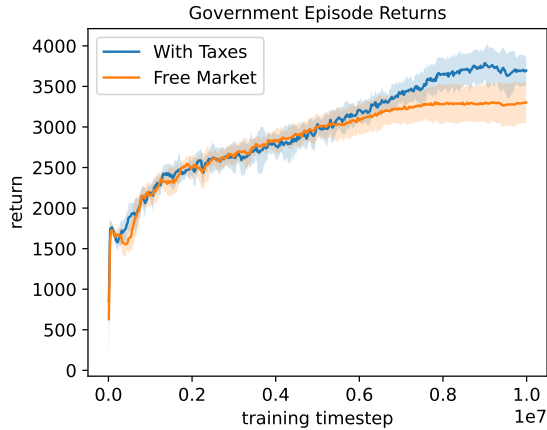
Here,  $\omega$  is the equality weight, determining how much equality weights on social welfare (defaults to 1, weighing productivity and equality equally).  $\text{prod}(C_t)$  is the total amount of coins in the environment:

$$\text{Prod}(C_t) = \sum_i C_{i,t}, \quad (5)$$

and  $\text{gini}(C_t)$  is the gini index [10], a well-known measure of equality. Similarly to the population agents, the final reward for the government agent is the difference in  $u_g$  between timesteps, as in Equation 2.

*Setting tax rates.* We divide an environment episode into periods of a fixed number of time steps. At the start of every period, the government can set new tax rates for the upcoming period. In the same timestep, taxes of the previous period are collected and redistributed uniformly among all agents. Tax rates may be set at 20 intervals of 5% in predetermined tax brackets (0%, 5%, 10% ... 100%). For example, given tax brackets  $[50;100]$ , the government can set

three tax rates for each of the intervals:  $[0, 50)$ ,  $[50, 100)$ ,  $[100, \infty)$ , on 20 different levels. Given three tax rates such as (10%, 30%, 50%), an agent that earned 130 coin in the previous period will pay  $0.10 \cdot 50 + 0.30 \cdot 50 + 0.50 \cdot 30 = 35$  coins in taxes. A fraction of these taxes ( $1/n$ ) will immediately be returned to the agent due to the redistribution.



**Figure 3: Government returns per episode during training (the combination of Figures 2a,b). The shaded areas represent the standard deviation of 15 training runs, in each of which 10 different environments ran in parallel. Government rewards is measured as productivity  $\times$  equality, weighted equally. In the free market setting, productivity is higher, but equality is lower. Near the end of training, the government found appropriate tax rates such that the population has close to optimal productivity, while achieving higher equality.**

### Action masking

We use action masking to prevent invalid actions. For example, an agent can only sell a resource if it has at least one unit of that resource in its inventory. Action masking assigns a zero-probability to any not-available action and thereby improves training times as agents cannot perform pointless actions. Although the actions of the government only have an effect at some timesteps, it does observe all intermediate steps, enabling models that use historical data to benefit from these observations.

## 4 EXPERIMENTS

In this section, we discuss results of experiments similar to those of the AI economist and demonstrate how real-world economic behavior emerges in EconoJax such as *specialization*, the *productivity-equality tradeoff*, and realistic *tax schedules* and *market prices*. We compare the free market setting (no government agent) to an environment with the government agent enabled, attempting to maximize equality and productivity, weighing both of those factors equally.

<sup>1</sup>We trained the AI economist agents for 150 million steps. By then, results had not fully converged yet, but training for longer was hindered by large memory requirements. EconoJax was trained for 10 million timesteps.

As shown in Table 1, training EconoJax environments with a population of 100 agents took only about 13 minutes on a single NVIDIA GeForce RTX 3090 GPU. In contrast, reproducing the AI economist results for only 4 agents, using the available RLlib [20] implementation, took a full week to complete roughly 150 million training steps on a 16 Intel Xeon E5-2630v3 cores @ 2.40GHz (32 threads), before often running out of memory, disallowing us to complete the full 1 billion training steps required. Due to the difference in hardware and observation space (2D vs 1D observations), this is not a fair direct comparison. However, this **>750 $\times$  performance improvement** in a population 25x larger, does provide a clear indication of the substantial decrease in the computational requirements of EconoJax. These reductions allow researchers to experiment with less hardware and enable future expansions of EconoJax for enhanced realism while still keeping training times feasible.

### Experimental details

We have experimented in EconoJax with population sizes of 100, far exceeding the population sizes of 4 and 10 experimented with in the AI economist. We trained all our agents using PPO [28], with network sizes of two layers with 128 nodes per layer and tangent activation functions. In these experiments, all population agents shared weights for both the policy and value network. Both population and government agents are able to train simultaneously, in contrast to the two-stage training process required in the AI economist. The results of our experiments are obtained by averaging over 10 different environment seeds during training. Additionally, we repeated training 5 times for 3 different (but similar) population skill distributions and highlight the standard deviation over these 15 runs in shaded areas. The population skill levels are initialized via a Pareto distribution with added random noise. This ensures that most agents are at least reasonably skilled in one action.

The complete list of hyperparameters of the agents, as well as the environment parameters used in these experiments, are listed in Table 2.

**Table 1: Training times in hours for both EconoJax (averaged over 30 runs) and the AI economist (averaged over 6 runs), with population sizes of 100 and 4 respectively. For the AI economist, we used the available RLlib implementation, using 32 CPU threads. For this comparison we have had to use significantly different hardware, and the two environments cannot be directly compared. In turn, this table only gives a rough indication of the performance benefits of EconoJax. With a simulated population of 25 times larger, EconoJax trains its agents over 750 times faster compared to the AI economist.**

	AI Economist (CPU) pop. size: 4	EconoJax (GPU) pop. size: 100
Until convergence <sup>1</sup>	168.28	0.22
Per million steps	1.12	0.02

**Table 2: Hyperparameters for our PPO agents (top), and EconoJax environment parameters used for our experiments (bottom). Both government and population agents used the same hyperparameters during training. Entropy coefficient is linearly annealed over 90% of training steps, whereas learning rate annealing happens over the full training duration. Agent skill levels in our experiments, are set such that most agents are at least reasonably skilled at one action, via a pareto distribution. Random normal noise is then added to the skills levels for a less "static" population.**

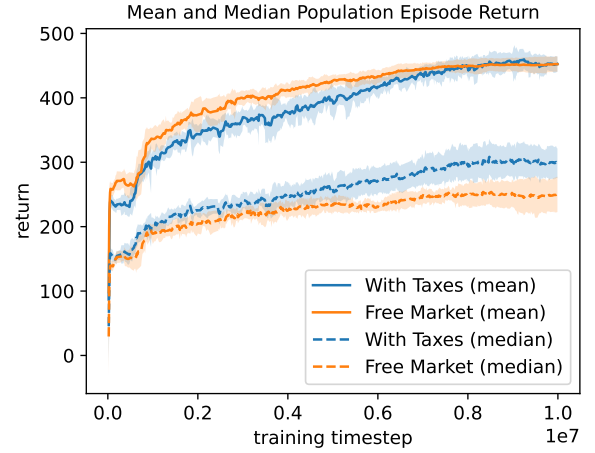
Hyperparameter	Value
Training Timesteps	1e7
Learning Rate	0.0005 (annealed)
Discount Factor ( $\gamma$ )	0.999
Clip parameter	0.2
Entropy Coefficient	0.1 (annealed)
Value Function Coefficient	0.25
Value Clip Parameter	10.0
GAE $\lambda$	0.95
Rollout Length	150
Number of Epochs, Minibatches	6, 6
Number of Layers, Nodes	2, 128
Parameter	Description
Population size	100
Number of resources	2
Episode length (in steps)	1000
Tax Period Length (in steps)	100
Allow NOOP Action	True
Starting Coin	15
Trade Order Expire time	30
Min, Max Trade Price	1, 10
Maximum active orders per agent	15
Craft Resources Required ( $R_c$ )	2
Craft Diff. Resources Required ( $R_d$ )	2
Labor Cost Crafting	1
Labor Cost Gathering	1
Labor Cost Trading	0.05
isoelastic utility $\eta$	0.27
equality weight ( $\omega$ )	1

## Results

Figure 2 visualizes the productivity and equality during training of 10 million steps (100.000 tax periods). Introducing taxes increases equality among the population, but this comes at the cost of productivity. This is the result of the *productivity-equality trade-off* – taxes cause some agents to perform less total labor as they no longer experience an increase in utility. Nevertheless, the government has managed to find tax schedules that overall cause minimal decrease in productivity (Figure 2a). As a result, the government manages to improve on its goal compared to a free market, as shown in Figure 3. Note that, because the population and government agents train simultaneously, an increase in equality does not produce a clear decrease in productivity. This is because the population agents are

becoming more efficient during training, causing a natural increase in productivity regardless of taxation.

On average, at the end of training, population agents achieve similar levels of utility in both economic systems, as depicted in Figure 4. However, the median utility, which could be considered a more accurate indicator of overall economic happiness, improves notably with the implementation of taxes, reflecting the increase in equality shown in Figure 2b.



**Figure 4: Population mean and median episode returns during training. The shaded areas represent the standard deviation of 15 training runs, in each of which 10 different environments ran in parallel. At the end of training, the utility of the population is roughly equal in both economic systems. However, the median of the population is substantially higher when taxes are introduced – indicating that a larger share of the population prefers the systems with taxes in place.**

As stated above, default EconoJax uses fixed tax brackets thresholds, allowing the government to set rates within these brackets. For these experiments, we used three brackets that resemble the Dutch tax brackets for 2025, scaled down by a factor 100. The resulting tax schedules, proposed by the government agent, are shown in Figure 5. Interestingly, the EconoJax government agent produces a progressive tax schedule, common in many countries around the world. We often observed this pattern in our experiments, including those with different population sizes and skill distributions. However, while less common, degressive tax systems or "M" shaped systems were sometimes also generated in different runs. In those runs, the government found an optima by using the tax system to push the population into working. We should note that all of these results rely heavily on the choices made in the environment, which we will discuss further in Section 5.

We further observed that, after training, the government produced steady tax rates, not changing the rates within a single environment episode. This is reasonable, given that the economy remained stable – during the simulation, there was neither an influx nor an outflow of people, and skill levels did not change. Similarly,

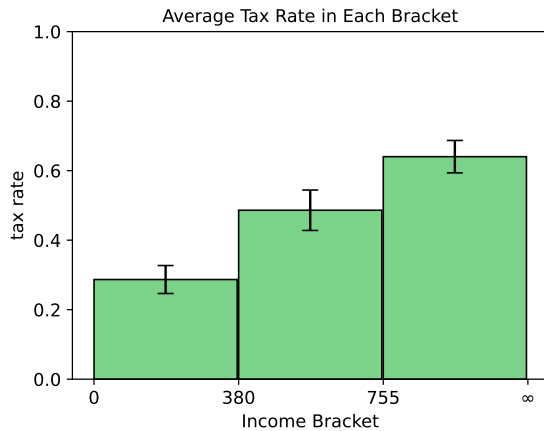


Figure 5: Average produced tax brackets produced by the government agent. The tax rates are the average tax rates produced for three different population groups with different (but similar) skill distributions. For each skill distribution, we retrained agents on 5 different seeds and evaluate over 15 different environment seeds each. The error bars indicate the standard error. We observe a progressive tax system, which is common in many countries around the globe, and was not naturally produced in the AI economist.

the population agents also stabilized into a specialized role. Focusing on different tasks like buying and crafting, or gathering and selling. We also observed a realistic market signal in the average sale prices for the resources. That is, resources for which a smaller part of the population had a high skill level became more expensive on average. We show this, along with specialized action distributions in Figure 6.

## 5 DISCUSSION & FUTURE WORK

EconoJax allows for fast economic simulations when compared to the AI economist. However, many steps can still be taken to improve the realism of the simulation. Due to the increased performance, faster iterations during development are possible, and as such, we hope EconoJax inspires researchers to use it as a stepping stone for developing more realistic simulations.

The experiments conducted in this paper highlight emergent real-world economic behavior. However, this behavior is significantly affected by manually set parameters. In particular, the utility function of the agents has a tunable parameter, and the the coins and labor obtained by each action are set manually as well. All these options heavily influence the simulation. As such, in addition to more functionality added to EconoJax, a necessary improvement would be to align these parameters with the real world, for example by learning them from real data. Nevertheless, due to the manually chosen parameters, care must be taken when building and using simulations such as EconoJax. There is a risk that individuals might unintentionally or deliberately present certain outcomes as genuine economic effects, even though the simulation was designed to produce those effects. However, we believe that the current level of

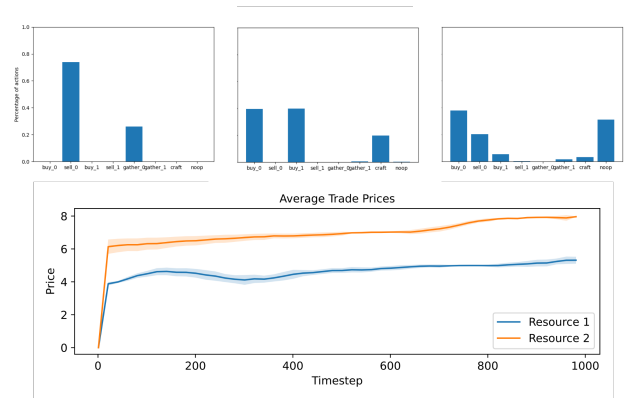


Figure 6: At the top, three examples of action distributions of different agents in the same simulation. It shows agent specialize in different tasks, that are beneficial due to their skill level. These three agents gather and sell, buy and craft, or only trade / perform no labor. The bottom figure shows average prices during the simulation, averaged over 15 environments with the shaded area indicating standard deviation. These environments were initialized with more agents (roughly 2x) proficient in gathering resource 1. As we would expect, the average trading price for this resource is significantly lower.

realism in EconoJax is not advanced enough to pose a significant ethical threat to society.

As a multi-agent environment, EconoJax may also serve as an environment for research in multi-agent reinforcement learning. In particular, EconoJax can scale to large action spaces and, by increasing the number of resources in the environment, a large amount of diverse behavior may occur. This makes EconoJax a suitable environment for developing new methods aimed at improving varied behavior in multi-agent systems.

## 6 CONCLUSION

This paper presented EconoJax, a multi-agent economic simulation written in JAX. EconoJax is a simulation environment in which real-world economic behavior naturally occurs without manually programming specific policies and is largely based on the economy built in the AI economist [34]. In contrast to the AI economist, EconoJax allows for fast training of large populations. Compared to their RLib CPU-based implementation, we saw training time improvements of over 750 times. We conducted experiments with population sizes of 100 and found real-world economic behavior occurring such as *specialization*, the *productivity-equality tradeoff*, and realistic *tax schedules* and *market prices*. EconoJax can provide a stepping stone for the development of more realistic economic simulations and as an interesting testbed for multi-agent reinforcement learning. In addition, we hope that our results inspire researchers to build upon EconoJax for advanced economic modeling.

## ACKNOWLEDGMENTS

This work was financially supported by Shell Information Technology International Limited and the Netherlands Enterprise Agency under the grant PPS23-3-03529461.

## REFERENCES

- [1] Kenneth Joseph Arrow et al. 1974. *Essays in the Theory of Risk-Bearing*. Vol. 121. North-Holland Amsterdam.
- [2] Richard Bellman. 1957. A Markovian Decision Process. *Journal of Mathematics and Mechanics* 6, 5 (1957), 679–684. jstor:24900506
- [3] Clément Bonnet, Daniel Luo, Donal Byrne, Shikha Surana, Sasha Abramowitz, Paul Duckworth, Vincent Coyette, Laurence I. Midgley, Elshadai Tegegn, Tristan Kalloniatis, Omayma Mahjoub, Matthew Macfarlane, Andries P. Smit, Nathan Grinsztajn, Raphael Boige, Cemlyn N. Waters, Mohamed A. Mimouni, Ulrich A. Mbou Sob, Ruan de Kock, Siddarth Singh, Daniel Furelos-Blanco, Victor Le, Arnau Pretorius, and Alexandre Laterre. 2024. Jumanji: A Diverse Suite of Scalable Reinforcement Learning Environments in JAX. <https://doi.org/10.48550/arXiv.2306.09884> arXiv:2306.09884 [cs]
- [4] James Bradbury, Roy Frostig, Peter Hawkins, Matthew Johnson James, Chris Leary, Dougal Maclaurin, George Necula, Adam Paszke, Jake VanderPlas, Skye Wanderman-Milne, and Qiao Zhang. 2018. JAX: Composable Transformations of Python+NumPy Programs.
- [5] Siddharth Chaturvedi, Ahmed El-Gazzar, and Marcel van Gerven. 2024. Foragax: An Agent-Based Modelling Framework Based on JAX. <https://doi.org/10.48550/arXiv.2409.06345> arXiv:2409.06345 [cs]
- [6] Ruan de Kock, Omayma Mahjoub, Sasha Abramowitz, Wiem Khelifi, Callum Rhys Tilbury, Claude Formanek, Andries P. Smit, and Arnau Pretorius. 2023. Mava: A Research Library for Distributed Multi-Agent Reinforcement Learning in JAX. *arXiv preprint arXiv:2107.01460* (2023). arXiv:2107.01460
- [7] Kshama Dwarakanath, Svitlana Vyetenko, Peyman Tavallali, and Tucker Balch. 2024. ABIDES-Economist: Agent-Based Simulation of Economic Systems with Learning Agents. arXiv:2402.09563 [cs, econ, q-fin]
- [8] C. Daniel Freeman, Erik Frey, Anton Raichuk, Sertan Girgin, Igor Mordatch, and Olivier Bachem. 2021. Brax - a Differentiable Physics Engine for Large Scale Rigid Body Simulation.
- [9] Sascha Frey, Kang Li, Peer Nagy, Silvia Sapora, Chris Lu, Stefan Zohren, Jakob Foerster, and Anisoara Calinescu. 2023. JAX-LOB: A GPU-Accelerated Limit Order Book Simulator to Unlock Large Scale Reinforcement Learning for Trading. arXiv:2308.13289 [q-fin.TR]
- [10] Corrado Gini. 1912. *Variability and Mutability: Contribution to the Study of Distributions and Statistical Relations*. [Fasc. I.]. Tipogr. by P. Cuppini.
- [11] Jonathan Godwin\*, Thomas Keck\*, Peter Battaglia, Victor Bapst, Thomas Kipf, Yujia Li, Kimberly Stachenfeld, Petar Veličković, and Alvaro Sanchez-Gonzalez. 2020. Jraph: A Library for Graph Neural Networks in Jax.
- [12] Jonathan Heek, Anselm Levskaya, Avital Oliver, Marvin Ritter, Bertrand Rondepierre, Andreas Steiner, and Marc van Zee. 2024. Flax: A Neural Network Library and Ecosystem for JAX.
- [13] Tom Hennigan, Trevor Cai, Tamara Norman, Lena Martens, and Igor Babuschkin. 2020. Haiku: Sonnet for JAX.
- [14] Lukasz Kaiser, Mohammad Babaeizadeh, Piotr Milos, Blazej Osinski, Roy H. Campbell, Konrad Czechowski, Dumitru Erhan, Chelsea Finn, Piotr Kozakowski, Sergey Levine, Afroz Mohiuddin, Ryan Sepassi, George Tucker, and Henryk Michalewski. 2024. Model-Based Reinforcement Learning for Atari. <https://doi.org/10.48550/arXiv.1903.00374> arXiv:1903.00374 [cs, stat]
- [15] Patrick Kidger and Cristian Garcia. 2021. Equinox: Neural Networks in JAX via Callable PyTrees and Filtered Transformations. *Differentiable Programming workshop at Neural Information Processing Systems 2021* (2021).
- [16] Sotetsu Koyamada, Shinri Okano, Soichiro Nishimori, Yu Murata, Keigo Habara, Haruka Kita, and Shin Ishii. 2023. Pgx: Hardware-accelerated Parallel Game Simulators for Reinforcement Learning. In *Advances in Neural Information Processing Systems*, Vol. 36. 45716–45743.
- [17] Alex Krizhevsky, Ilya Sutskever, and Geoffrey E Hinton. 2012. ImageNet Classification with Deep Convolutional Neural Networks. In *Advances in Neural Information Processing Systems*, Vol. 25. Curran Associates, Inc.
- [18] Tian Lan, Sunil Srinivasa, Huan Wang, and Stephan Zheng. 2021. WarpDrive: Extremely Fast End-to-End Deep Multi-Agent Reinforcement Learning on a GPU. arXiv:2108.13976 [cs]
- [19] Robert Tjarko Lange. 2022. gymnaX: A JAX-based Reinforcement Learning Environment Library.
- [20] Eric Liang, Richard Liaw, Philipp Moritz, Robert Nishihara, Roy Fox, Ken Goldberg, Joseph E. Gonzalez, Michael I. Jordan, and Ion Stoica. 2018. RLlib: Abstractions for Distributed Reinforcement Learning. arXiv:1712.09381 [cs]
- [21] Chris Lu, Jakub Kuba, Alistair Letcher, Luke Metz, Christian Schroeder de Witt, and Jakob Foerster. 2022. Discovered Policy Optimisation. *Advances in Neural Information Processing Systems* 35 (Dec. 2022), 16455–16468.
- [22] Chris Lu, Yannick Schroecker, Albert Gu, Emilio Parisotto, Jakob Foerster, Satinder Singh, and Feryal Behbahani. 2023. Structured State Space Models for In-Context Reinforcement Learning. *arXiv preprint arXiv:2303.03982* (2023). arXiv:2303.03982
- [23] Michael Matthews, Michael Beukman, Benjamin Ellis, Mikayel Samvelyan, Matthew Jackson, Samuel Coward, and Jakob Foerster. 2024. Craftax: A Lightning-Fast Benchmark for Open-Ended Reinforcement Learning. <https://doi.org/10.48550/arXiv.2402.16801> arXiv:2402.16801 [cs]
- [24] Nations Unies (Ed.). 2013. *Inequality Matters: Report on the World Social Situation 2013*. Number 345 in ST/ESA. United Nations, New York.
- [25] Eduardo Pignatelli, Jarek Liesen, Robert Tjarko Lange, Chris Lu, Pablo Samuel Castro, and Laura Toni. 2024. NAVIX: Scaling MiniGrid Environments with JAX. <https://doi.org/10.48550/arXiv.2407.19396> arXiv:2407.19396 [cs]
- [26] Alexander Rutherford, Benjamin Ellis, Matteo Gallici, Jonathan Cook, Andrei Lupu, Gardar Ingvarsson, Timon Willi, Akbir Khan, Christian Schroeder de Witt, Alexandra Souly, Saptarashmi Bandyopadhyay, Mikayel Samvelyan, Minqi Jiang, Robert Tjarko Lange, Shimon Whiteson, Bruno Lacerda, Nick Hawes, Tim Rocktaschel, Chris Lu, and Jakob Nicolaus Foerster. 2023. JaxMARL: Multi-Agent RL Environments in JAX. <https://doi.org/10.48550/arXiv.2311.10090> arXiv:2311.10090 [cs]
- [27] Amit Sabne. 2020. XLA : Compiling Machine Learning for Peak Performance.
- [28] John Schulman, Filip Wolski, Prafulla Dhariwal, Alec Radford, and Oleg Klimov. 2017. Proximal Policy Optimization Algorithms. arXiv:1707.06347 [cs]
- [29] Richard S. Sutton and Andrew G. Barto. 2018. *Reinforcement Learning: An Introduction* (second edition ed.). The MIT Press, Cambridge, Massachusetts.
- [30] Mark Towers, Ariel Kwiatkowski, Jordan Terry, John U. Balis, Gianluca De Cola, Tristan Deleu, Manuel Goulão, Andreas Kallinteris, Markus Krimmel, Arjun KG, Rodrigo Perez-Vicente, Andrea Pierré, Sander Schulhoff, Jun Jet Tai, Hannah Tan, and Omar G. Younis. 2024. Gymnasium: A Standard Interface for Reinforcement Learning Environments. arXiv:2407.17032 [cs]
- [31] Alexander Trott, Sunil Srinivasa, Douwe van der Wal, Sebastien Haneuse, and Stephan Zheng. 2021. Building a Foundation for Data-Driven, Interpretable, and Robust Policy Design Using the AI Economist. arXiv:2108.02904 [cs, econ, q-fin]
- [32] Timon Willi, Akbir Khan, Newton Kwan, Mikayel Samvelyan, Chris Lu, and Jakob Foerster. 2023. Pax: Scalable Opponent Shaping in JAX.
- [33] Tianyu Zhang, Andrew Williams, Soham Phade, Sunil Srinivasa, Yang Zhang, Prateek Gupta, Joshua Bengio, and Stephan Zheng. 2022. AI for Global Climate Cooperation: Modeling Global Climate Negotiations, Agreements, and Long-Term Cooperation in RICE-N. arXiv:2208.07004 [cs]
- [34] Stephan Zheng, Alexander Trott, Sunil Srinivasa, David C. Parkes, and Richard Socher. 2022. The AI Economist: Taxation Policy Design via Two-Level Deep Multiagent Reinforcement Learning. *Science Advances* 8, 18 (May 2022), eabk2607. <https://doi.org/10.1126/sciadv.abk2607>