

# Class-Aware Contrastive Optimization for Imbalanced Text Classification

Grigorii Khvatskii

gkhvatsk@nd.edu

University of Notre Dame

Notre Dame, Indiana, USA

Khoa Doan

doankhoadang@gmail.com

VinUniversity

Hanoi, Vietnam

Nuno Moniz

nmoniz2@nd.edu

University of Notre Dame

Notre Dame, Indiana, USA

Nitesh V Chawla

nchawla@nd.edu

University of Notre Dame

Notre Dame, Indiana, USA

## Abstract

The unique characteristics of text data make classification tasks a complex problem. Advances in unsupervised and semi-supervised learning and autoencoder architectures addressed several challenges. However, they still struggle with imbalanced text classification tasks, a common scenario in real-world applications, demonstrating a tendency to produce embeddings with unfavorable properties, such as class overlap. In this paper, we show that leveraging class-aware contrastive optimization combined with denoising autoencoders can successfully tackle imbalanced text classification tasks, achieving better performance than the current state-of-the-art. Concretely, our proposal combines reconstruction loss with contrastive class separation in the embedding space, allowing a better balance between the truthfulness of the generated embeddings and the model's ability to separate different classes. Compared with an extensive set of traditional and state-of-the-art competing methods, our proposal demonstrates a notable increase in performance across a wide variety of text datasets.

## CCS Concepts

• **Computing methodologies** → **Neural networks; Learning latent representations; Regularization; Natural language processing.**

## Keywords

NLP, Imbalanced Classification, Deep Learning, Transformers, Text Classification

## ACM Reference Format:

Grigorii Khvatskii, Nuno Moniz, Khoa Doan, and Nitesh V Chawla. 2018. Class-Aware Contrastive Optimization for Imbalanced Text Classification. In *Proceedings of 8th Joint International Conference on Data Sciences and Management of Data (CODS-COMAD Dec'24)*. ACM, New York, NY, USA, 10 pages. <https://doi.org/XXXXXXX.XXXXXXX>

Permission to make digital or hard copies of all or part of this work for personal or classroom use is granted without fee provided that copies are not made or distributed for profit or commercial advantage and that copies bear this notice and the full citation on the first page. Copyrights for components of this work owned by others than the author(s) must be honored. Abstracting with credit is permitted. To copy otherwise, or republish, to post on servers or to redistribute to lists, requires prior specific permission and/or a fee. Request permissions from [permissions@acm.org](mailto:permissions@acm.org).  
*CODS-COMAD Dec'24, December 18–21, 2024, Jodhpur, India*

© 2018 Copyright held by the owner/author(s). Publication rights licensed to ACM.  
ACM ISBN 978-x-xxxx-xxxx-x/YY/MM  
<https://doi.org/XXXXXXX.XXXXXXX>

## 1 Introduction

Natural language processing requires modeling complex dependencies between words in a sentence and sentences of a document, often requiring intricate architectures to achieve both efficacy and efficiency on a variety of tasks. Transformer-based model architectures have produced a new state-of-the-art (SOTA) performance on many natural language processing tasks such as machine translation [45], question answering [47], text generation [4, 54], text-to-image translation [46], as well as a variety of text classification and information extraction tasks [14, 24]. Such advances leverage unsupervised and semi-supervised learning to train large language models with little human intervention. However, current research shows that class imbalance remains a critical and unsolved problem in natural language processing tasks [26].

However, problems such as class imbalance still have a significant impact in model performance in text-based data [61], mostly due to embedding configurations with high levels of class overlap.

Imbalanced learning has been a significant hurdle for machine learning tasks for over three decades. Mostly focused on classification tasks in tabular and non-dependency-oriented data, it has received growing attention in other settings: regression [48], time [36, 41], spatiotemporal forecasting [39, 51], and computer vision [13, 49].

The most common strategy to tackle imbalanced learning tasks is data pre-processing, usually leaning on augmentation techniques such as oversampling or data synthetization [2, 7]. However, their application in text data is not direct, as no meaningful distance metric will put instances of the same class close together and make classical oversampling possible. Additionally, applying data augmentation techniques to imbalanced datasets may lead to model biases against minority classes [3, 6] and possibly to direct societal impact [27].

*Motivation.* While methods to tackle imbalanced learning on text data have been proposed [31, 37], they 1) do not take advantage of the latest developments in NLP, 2) often fail in cases where the variance in the minority classes is not enough for sampling with replacement to work or 3) methods based on LLM fine-tuning show that often fail in cases where not enough data is available.

At the same time, it has been shown that problems such as class imbalance still significantly impact model performance in text-based data [61], mostly due to embedding configurations with high levels of class overlap.

Importantly, recent developments in contrastive learning on text [21, 25, 47, 52] have also not been applied to imbalanced text data, opening an important research opportunity to address the challenge of imbalance classification in text data by combining contrastive learning with LLMs.

**Contribution.** In this paper, we present CAROL, a **Class-aware REcONtrastive LOSS**) that combines a class separation-based loss function with an autoencoder-based model to tackle imbalanced text binary classification tasks. CAROL is designed to better separate classes in the embedding space while maintaining the semantic value of the embeddings. Our main contributions, beyond the CAROL loss function are that CAROL allows users to balance reconstruction class separation without losing performance, reaching notable improvements over classical baselines and SOTA approaches. CAROL also achieves considerable improvements w.r.t. competing approaches focused on imbalanced text classification tasks [5, 57]. We provide further evidence that balancing class separation and reconstruction is a domain-specific problem that should be optimized per domain to achieve optimal downstream classifier performance.

The rest of this paper is organized as follows. Related work is presented in Section 2, focusing on imbalanced and contrastive learning. The architecture of the proposed loss function and the text classification pipeline is presented in Section 3, followed by an experimental evaluation in Section 4. Finally, in Section 5, we discuss our proposal’s potential limitations and future improvements.

## 2 Related Work

In this section, we describe related work on imbalanced domain learning and contrastive learning, focusing on applications to text and other types of unstructured data. We also provide a short overview of unsupervised representation learning from text data.

**Imbalanced learning.** With tabular and structured data, research into imbalanced learning has greatly focused on data augmentation and oversampling. While the simplest approach, random oversampling and its extensions [35], are still widely used, more sophisticated oversampling techniques have received increased attention. Starting with SMOTE [7], these techniques have focused on synthesizing new data examples not previously seen in text data. Over the years, a large number of extensions of SMOTE were introduced, all addressing different shortcomings of the original method when used with adverse data conditions [30]. However, due to the unique characteristics of unstructured data, performing oversampling on such datasets remains a nontrivial task. Generative Adversarial Networks were explored for image data as a way for sample generation [15, 38]. Another approach to image data oversampling is DeepSMOTE [13], which combines a deep autoencoder with SMOTE for efficient oversampling of images in the embedding space. Specialized imbalanced learning approaches for text data perform feature extraction using bag-of-words, topic modeling, or deep learning-based approaches and then perform oversampling on the extracted features [19, 37, 53]. Cost-based techniques utilizing variations of Focal Loss exist for learning on imbalanced datasets in multiple domains, such as computer vision [5, 57] and natural language processing [43]. Surprisingly, research into text encoders robust to class imbalance has received much less attention.

**Contrastive learning.**

The formal objective of contrastive learning is to map similar input tensors to output lower-dimensional tensors that are close w.r.t. a given distance metric and to map dissimilar tensors to output vectors that are far away in the output space [10, 22].

This can be combined with data augmentation, deriving many positive-negative pairs from relatively small datasets [8]. Contrastive learning is also used for large language model training. For example, for the original BERT model, one of the pre-training tasks used was next sentence prediction, a type of contrastive learning task [14]. The supervision signal can also be derived from other sources. For example, citation graphs [11] and crowd-sourced question-answer pairs [25, 47] have been utilized in the literature. Contrastive learning has also been employed for representation learning from unlabeled time series data with good results [16].

Supervised contrastive learning has also seen some use in the literature. It has been applied to computer vision tasks, where the data used for model training exhibits class overlap. For example, it has been shown that including a label-aware contrastive loss function leads to a marked improvement in performance for various computer vision tasks, [59]. Additionally, in computer vision, this loss function was successfully utilized for fault diagnosis, a task well-known for class imbalance and class overlap [60]. Contrastive learning was also shown to improve generalization for feature extraction [58]. In computer vision, supervised contrastive learning has also been employed to improve robustness to class imbalance by disentangling data representations in embedding space [9, 34]. Supervised contrastive loss has been used for language model pre-training and has also led to an increase in performance in noisy conditions and better generalization [21], as well as robustness to class overlap [52]. Furthermore, a notion of supervised contrastive loss based on distances of samples from different classes was proposed for computer vision tasks [29].

Additionally, supervised contrastive learning was applied for NLP tasks by semi-automatically or manually constructing contrastive pairs of sentences [17]. Utilizing different distances for embedding comparison has proven useful for OOD detection tasks [55].

**Representation learning.** TSDAE [56] is an approach to sentence embedding training using an encoder-decoder construction built from two transformer-based models.

The loss function used to build the TSDAE model is a denoising autoencoder loss based on cross-entropy, measuring how well original sentences can be reconstructed, defined as follows:

$$\mathcal{L}(\theta) = \mathbb{E}_{x \sim X} [\log P_{\theta}(x|\tilde{x})], \quad (1)$$

where  $x$  is an original sentence,  $\tilde{x}$  is a sentence with noise added,  $X$  is the training text dataset and  $\theta$  are the model parameters.

## 3 Class-aware contrastive loss

Imbalanced text classification tasks raise several challenges. Particularly, when considering recent advances in natural language processing, we identify two critical ones. Our early experiments show that focusing solely on reconstruction loss may lead to embeddings with a significant class overlap, making classification a challenging task.

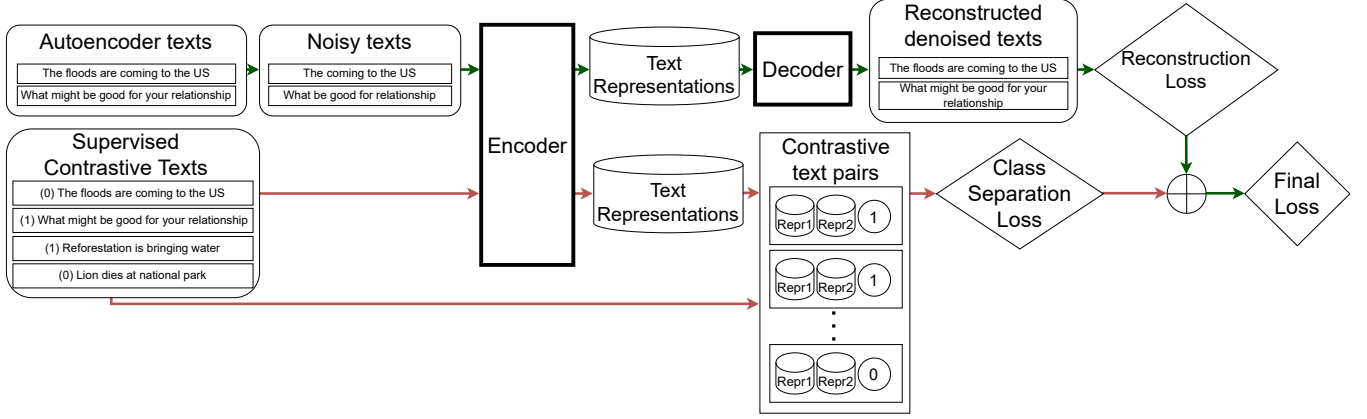


Figure 1: CAROL Training Pipeline

However, reconstruction loss does not consider existing class information, focusing only on sentence reconstruction, which may be unnecessary for imbalanced text classification tasks.

Given this, we propose to include information from the instance labels to better inform the relative positions of the instances in the embedding space. An illustration of our proposed training pipeline is shown in Figure 1. Our approach is to optimize a metric we call *class separation*.

**DEFINITION 1 (CLASS SEPARATION).** *Class Separation is the combined effect of inter and intraclass distance, where one aims to maximize and minimize the former. This is formally described as follows, leveraging the previous definitions:*

$$S(\theta) = L_D(\theta, X_1, X_2) - L_S(\theta, X_1, X_2) \quad (2)$$

This metric consists of 2 sub-metrics: *interclass distance* ( $L_D\theta$ ) and *intraclass distance* ( $L_S\theta$ ). Please note that averages define interclass and intraclass distances in this context.

**DEFINITION 2 (INTERCLASS DISTANCE).** *Interclass distance is the average distance between pairs of instances of different classes in the embedding space,*

$$L_D(\theta) = \frac{1}{|X_1||X_2|} \sum_{i=1}^{|X_1|} \sum_{j=1}^{|X_2|} D_\theta(\vec{x}_{1,i}, \vec{x}_{2,j}) \quad (3)$$

where  $|X|$  is the number of instances of a class,  $x_{1,n}$  and  $x_{2,n}$  are the instances of classes 1 and 2, respectively, and  $D_\theta$  is a distance function between the low-dimensional representations of the points in the embedding space.

**DEFINITION 3 (INTRACLASS DISTANCE).** *Intraclass distance is the average distance between pairs of instances of the same class in the embedding space,*

$$L_S(\theta) = \frac{1}{|X_1|^2} \sum_{i=1}^{|X_1|} \sum_{j=1}^{|X_1|} D_\theta(\vec{x}_{1,i}, \vec{x}_{1,j}) + \frac{1}{|X_2|^2} \sum_{i=1}^{|X_2|} \sum_{j=1}^{|X_2|} D_\theta(\vec{x}_{2,i}, \vec{x}_{2,j}) \quad (4)$$

where  $|X|$  is the number of instances of a class,  $x_{1,n}$  and  $x_{2,n}$  are the instances of classes 1 and 2 respectively, and  $D_\theta$  is a distance function between the representations of points in embedding space.

From Equations 3 and 4, it is evident that the direct computation of this function would incur a  $O(n^2)$  computational complexity, which might become prohibitively expensive. However, we can note that since interclass and intraclass distances are defined as averages, we can use sampling to compute their approximations in time bounded by the sample size. To this end, we propose sampling the class instances and then computing the metric using the instances from the sample. From Equation 2, it is also evident that  $-S(\theta)$  could be used as a loss function, where a smaller value would indicate better class separation. Based on this, we propose the following  $\mathcal{L}_{\text{CAROL}}$  loss function:

$$\mathcal{L}_{\text{CAROL}}(\theta, n) = L_S(\theta, \sigma(X, 1, n), \sigma(X, 2, n)) - L_D(\theta, \sigma(X, 1, n), \sigma(X, 2, n)) \quad (5)$$

where  $D$  is the training dataset,  $\theta$  are the model parameters, and  $n$  is a hyperparameter of the sample size to use for loss computation.  $\sigma(X, c, n)$  is a sampling function that uniformly randomly samples  $n$  instances of class  $c$  from dataset  $X$ .

It should be noted that interclass and intraclass distances, and, by extension, class separation, are defined in terms of an opaque distance function. This property makes CAROL distance-agnostic: any distance metric can compute the loss function. Such formulation of the loss function also allows it to work without explicit contrastive pair annotations. In our experiments, we analyze the performance of CAROL using Euclidean, Chebyshev, and cosine distance metrics.

### 3.1 Class-aware Contrastive Loss Computation

An efficient way to compute  $\mathcal{L}_{\text{CAROL}}$  is presented in Algorithm 1. An important concern for computation is that when sampling is used, the number of positive pairs (where classes are the same) will always be smaller than the number of negative pairs (where classes are different). For small sample sizes, this can result in the loss function becoming biased toward negative pairs. To remedy this, we multiply the distances of negative pairs by a small correction coefficient (line 10).

---

**Algorithm 1**  $\mathcal{L}_{\text{CAROL}}(\theta)$

---

```

1: Sample Texts, Sample Labels  $\leftarrow$  sample  $n$  samples of each class from the training data in random order
2: Sample Reprs  $\leftarrow$  encode Sample Texts using the encoder with parameters  $\theta$ 
3:  $loss \leftarrow 0$ 
4:  $m \leftarrow 0$ 
5: for  $Repr1, Repr2, Label1, Label2$  in  $Pairs(\text{Sample Reprs}, \text{Sample Labels})$  do ▷ Iterate over all pairs in the sample
6:    $dist \leftarrow D_{\theta}(Repr1, Repr2)$  ▷ Compute distance between representations in the pair
7:   if  $Label1 \neq Label2$  then
8:      $dist \leftarrow -dist$  ▷ When the pair is from different classes, no need to apply any correction
9:   else
10:     $dist \leftarrow dist \cdot (\frac{1}{len(\text{Sample Reprs})-1} + 1)$  ▷ When the pair is from the same class, apply a correction coefficient to avoid bias
11:   end if
12:    $loss \leftarrow loss + dist$ 
13:    $m \leftarrow m + 1$  ▷ Count the total number of pairs
14: end for
15:  $loss \leftarrow loss/m$  ▷ Compute the mean class separation
16: return  $loss$ 

```

---

The main idea behind the proposed loss function is to include a trade-off between the accuracy of the sentence reconstruction (measured by the cross-entropy loss) and the separation between classes in the data. The proposed loss function also considers the existing supervision signal (class labels) in the data during the training process.

We define the reconstruction loss ( $\mathcal{L}_{\text{Recon}}$ ) as a cross-entropy loss designed to measure how well the original sentence is reconstructed, leveraging previous work [56]:

$$\mathcal{L}_{\text{Recon}}(\theta) = \mathbb{E}_{x \sim \mathcal{X}} [\log P_{\theta}(x|\hat{x})] \quad (6)$$

The total loss of the autoencoder is then computed as such, where  $C$  is a regularization coefficient ranging from 0 to 1:

$$\mathcal{L}_{\text{total}}(\theta) = C \cdot \mathcal{L}_{\text{CAROL}}(\theta) + (1 - C) \cdot \mathcal{L}_{\text{Recon}}(\theta) \quad (7)$$

Note that when  $C = 0$ , this loss function becomes equivalent to the simple reconstruction loss.

The  $C$  coefficient indicates the trade-off between the faithfulness of the autoencoder reconstruction and class separation in the embedding space. Thus,  $\mathcal{L}_{\text{total}}(\theta)$  loss incorporates both reconstruction loss (responsible for faithfulness) and class separation loss. This would allow a focus on the faithfulness of the autoencoder in cases where the simple reconstruction loss allows the downstream classifier to perform well while also allowing it to operate in conditions where it might be necessary to force class separation.

## 4 Experiments

In this section, we present the experimental results concerning CAROL, including details on the datasets and competing methods used. As the main goal for our experimental design, we look to answer the following questions about the performance of our proposed approach:

- (1) Can the embeddings produced by CAROL-based optimization lead to a noticeable improvement in predictive performance?
- (2) What is the impact of  $C$ , and to what extent is it domain-dependent?

- (3) What are the weaknesses of our proposed approach, and how are they aligned with limitations from other SOTA methods?

### 4.1 Datasets and Methodology

We use multiple datasets for validation. The list of the datasets used is provided in Table 1. We use the versions of the datasets from [28] provided under the GPL-3 license, which is used in a similar setting. All the datasets used the English language. Given the imbalanced nature of the data, we compute the following metrics: F1 Score, Precision, and Recall measures. For classical methods and shallow neural networks, the training and evaluation were performed on an Intel Core i7-1255U processor with 40GB of RAM; no GPUs were used. Deep learning and CAROL-based methods were trained and evaluated on a server with 4 NVIDIA Quadro RTX 6000 GPUs (96 GB of VRAM), Intel Xeon Gold 6226 CPU, and 188GB of RAM.

### 4.2 Baselines

We use several baselines to compare the performance of our proposed method, as detailed in the next subsections.

The first group of baselines in our experimental evaluation are more classical methods that do not rely on word embeddings or transformer-based models to work. These include two methods: *i*) the bag-of-words (BoW) and *ii*) TF-IDF. In this work, we use the default scheme in the scikit-learn Python package [44].

All the baselines corresponding to these more classical methods were developed using the SVM [12] learning algorithm. Another baseline approach that we present uses document embeddings. We combined Doc2Vec [33] embeddings, with an SVM-based classifier. The optimal value for the regularization parameter for SVM was selected using 5-fold cross-validation.

A SOTA approach to text classification tasks is BERT with Cross-Entropy loss [14]. For this baseline, we have adapted this model to our tasks by utilizing a pre-trained bert-base-uncased model with mean pooling to produce embeddings and then a simple fully connected network with 128 hidden units for classification. We have used the SentenceTransformers Python library [47] and PyTorch to implement this loss function.

Dataset	Train Size	Test Size	Imbalance Ratio	Domain
20News [32]	11096	7370	6.15	Long-form messages
BBC [20]	1903	322	4.34	News
CAMEO [18]	1349	451	4.47	Events
India Police [23]	18108	3275	9.22	News
InsightCrime [42]	1334	319	5.12	News
Spam [1]	4457	1115	6.46	Short-form messages

**Table 1: Datasets used for the experimentation**

We have adapted BERT with Cross-Entropy Weighted Focal Loss (CEWF) [57] to our tasks by utilizing a pre-trained bert-base-uncased (110M parameters) model with mean pooling to produce sentence embeddings and then a simple fully connected neural network with 128 hidden units for classification. We have then used CEWF loss to train the classifier.

A second imbalanced-focused baseline is the Adaptable Focal Loss-based approach with BERT described in [5]. We have used the SentenceTransformers Python library [47] and PyTorch for this implementation. For this paper, we have benchmarked two implementations of the approach. In the first implementation, the fine-tuned network was completely disabled. In the second, the fine-tuning network was represented by a three-layer fully connected network, with the first and last layer consisting of 768 nodes (the embedding size of bert-base-uncased) and the middle layer consisting of 256 nodes. For the experimental evaluation, the encoder models were trained for 35 epochs on the training data.

As an example of a representation learning pipeline, we provide a baseline building on the TSDAE architecture [56].

For the baseline in this paper, we have used the original version of TSDAE as implemented in the SentenceTransformers Python package by the authors. For the experimental evaluation, the encoder model was trained for 5 epochs on the training data. Then, a 3-layer fully connected classifier was trained on the encoded embeddings of the training data using 5-fold cross-validation to determine the optimal size of the hidden layer. In our experiments, we start with a bert-base-uncased model pretrained using MLM and NSP objectives, and then further fine-tune it for sentence embeddings using the reconstruction loss.

Additionally, we also include pre-trained baselines. For this work, we have evaluated SimCSE [17] (110M parameters), a contrastive approach to learning sentence embeddings. We also evaluate GPT-3.5 [4] and GPT-4 [40] in a few-shot classification setting. For SimCSE, we have used the supervised pretrained uncased version of the model to encode both train and test sets. We have then followed the procedure identical to the CAROL evaluation. For GPT-3.5 and GPT-4, we have sampled 5 samples of each class from the train set, and then queried the model for the class of samples from the test set. Due to cost concerns, we have only evaluated GPT-3.5 and GPT-4 on a stratified subset of the test set.

### 4.3 TSDAE-CAROL Experimental Setup

We initialize CAROL using the bert-base-uncased model weights. We then fine-tune the model on each dataset using the TSDAE procedure described above, using the CAROL loss instead of the

reconstruction loss. Then, we compute embeddings for both the training and testing sets. Finally, a simple 3-layer perceptron is used to classify the embeddings. The amount of units in the hidden layer was optimized using grid-search cross-validation.

In our experimental implementation<sup>1</sup> of the CAROL loss function, both the batch size for the reconstruction loss and the  $n$  (class sample size) parameter of CAROL were statically set to 3. We did not perform any optimization of these parameters in our experiments. For the internal sampling of CAROL, we have used simple random sampling, separately taking samples from each class to ensure that the internal sample of the CAROL loss function remains balanced. In our experiments, we test the behavior of CAROL using three distance metrics, namely Euclidean, Chebyshev and cosine distances.

For the experimental evaluation, the encoder model was trained for five epochs on the training data. We have evaluated the model with different values of the  $C$  parameter from 0 to 1.

### 4.4 Results and analysis

The results of the experiments are presented in Table 2. For consistency in comparison to baselines and across the datasets, results reported in Table 2 use  $C = 0.5$ , balancing the influence of the reconstruction and class separation losses. Overall, they show that CAROL-based optimization leads to a marked increase in classification performance in under-represented classes across most of the tested datasets. The only datasets where the proposed pipeline had performance close to that of the baseline methods were the India Police and InsightCrime datasets. On average, CAROL shows a 4.1

Finally, we can point out that our model performs at least as well in terms of precision as in terms of recall (precision is larger than recall on three datasets). This indicates that the proposed model tends to correctly identify the instances of the minority class, even in the presence of adverse conditions.

### 4.5 Optimal $C$ value experiments

To test the effect of the  $C$  regularization value on the model’s behavior, we have run the pipeline on the datasets used for testing with different values of  $C$ , then compared the final classifiers’ performance. We can see the relationship between the final classifier F1, as well as different loss values and the value of  $C$  in Figure 2. Once the class separation loss starts being used for the optimization ( $C > 0$ ), it begins to decrease, while the reconstruction loss begins to increase. The reconstruction loss peaks when  $C = 1$ , as when  $C = 1$ , it is not used for optimization.

<sup>1</sup>Code and data used for the experiments will be made publicly available upon acceptance

DS	Baseline	F1	PREC	REC	DS	Baseline	F1	PREC	REC
20 Newsgroups	TF-IDF+SVM	<u>0.757</u>	<b>0.883</b>	0.662	India Police	TF-IDF+SVM	0.764	<u>0.816</u>	0.717
	BoW+SVM	0.707	<u>0.804</u>	0.631		BoW+SVM	0.775	<b>0.822</b>	0.733
	Doc2Vec+SVM	0.655	0.796	0.556		Doc2Vec+SVM	0.522	0.728	0.407
	BERT + CE	0.727	0.618	0.884		BERT + CE	0.662	0.533	0.873
	BERT + CEWF *	0.203	0.124	0.552		BERT + CEWF *	0.194	0.115	0.624
	BERT Focal Loss w/ FT *	0.155	0.095	0.421		BERT Focal Loss w/ FT *	0.115	0.068	0.394
	BERT Focal Loss w/o FT *	0.694	0.585	0.853		BERT Focal Loss w/o FT *	0.653	0.528	0.857
	TSDAE	0.704	<u>0.579</u>	<b>0.900</b>		TSDAE	0.658	<u>0.517</u>	<u>0.907</u>
	SimCSE	<u>0.745</u>	<u>0.654</u>	<u>0.866</u>		SimCSE	<u>0.693</u>	<u>0.582</u>	<u>0.857</u>
	GPT-3.5	0.429	0.300	0.750		GPT-3.5	0.308	0.200	0.667
GPT-4	0.571	0.667	0.500	GPT-4	<b>0.857</b>	0.750	<b>1.000</b>		
CAROL $C = 0.5$	<b>0.790</b>	<u>0.773</u>	<u>0.807</u>	CAROL $C = 0.5$	<u>0.788</u>	<u>0.736</u>	<u>0.848</u>		
BBC	TF-IDF+SVM	0.942	<u>0.961</u>	0.925	InsightCrime	TF-IDF+SVM	0.729	<b>0.833</b>	0.648
	BoW+SVM	0.943	0.943	0.943		BoW+SVM	<u>0.733</u>	0.787	0.685
	Doc2Vec+SVM	0.917	0.893	0.943		Doc2Vec+SVM	0.653	0.702	0.611
	BERT + CE	<u>0.955</u>	0.914	<b>1.000</b>		BERT + CE	0.618	0.512	<u>0.778</u>
	BERT + CEWF *	0.347	0.238	0.642		BERT + CEWF *	0.253	0.168	0.519
	BERT Focal Loss w/ FT *	0.201	0.124	0.528		BERT Focal Loss w/ FT *	0.332	0.214	0.741
	BERT Focal Loss w/o FT *	0.929	0.881	<u>0.981</u>		BERT Focal Loss w/o FT *	0.534	0.424	0.722
	TSDAE	0.912	0.852	<u>0.981</u>		TSDAE	0.571	0.452	<u>0.778</u>
	SimCSE	0.895	<u>0.836</u>	<u>0.962</u>		SimCSE	0.589	0.467	<u>0.796</u>
	GPT-3.5	0.588	0.417	<b>1.000</b>		GPT-3.5	0.303	0.179	<b>1.000</b>
GPT-4	0.600	0.600	0.600	GPT-4	0.370	0.227	<b>1.000</b>		
CAROL $C = 0.5$	<b>0.981</b>	<b>0.964</b>	<b>1.000</b>	CAROL $C = 0.5$	<b>0.735</b>	<u>0.818</u>	<u>0.667</u>		
CAMEO	TF-IDF+SVM	0.587	0.831	0.454	Spam	TF-IDF+SVM	0.940	<u>0.985</u>	0.899
	BoW+SVM	0.564	<u>0.836</u>	0.426		BoW+SVM	0.915	0.963	0.872
	Doc2Vec+SVM	0.155	0.476	0.093		Doc2Vec+SVM	0.880	0.926	0.839
	BERT + CE	<u>0.755</u>	0.651	<b>0.898</b>		BERT + CE	<u>0.960</u>	0.948	<u>0.973</u>
	BERT + CEWF *	0.374	0.261	0.657		BERT + CEWF *	0.211	0.125	0.664
	BERT Focal Loss w/ FT *	0.392	0.269	0.722		BERT Focal Loss w/ FT *	0.125	0.076	0.342
	BERT Focal Loss w/o FT *	0.625	0.518	0.787		BERT Focal Loss w/o FT *	0.856	0.773	0.960
	TSDAE	0.738	0.662	0.833		TSDAE	0.956	0.959	0.953
	SimCSE	<u>0.714</u>	<u>0.619</u>	<u>0.843</u>		SimCSE	<u>0.919</u>	<u>0.888</u>	<u>0.953</u>
	GPT-3.5	0.533	0.500	0.571		GPT-3.5	<b>1.000</b>	<b>1.000</b>	<b>1.000</b>
GPT-4	0.706	0.600	<u>0.857</u>	GPT-4	<b>1.000</b>	<b>1.000</b>	<b>1.000</b>		
CAROL $C = 0.5$	<b>0.860</b>	<b>0.976</b>	<u>0.769</u>	CAROL $C = 0.5$	<u>0.966</u>	<u>0.993</u>	<u>0.940</u>		

Table 2: Results of text classification experiments on all datasets. Methods marked with an asterisk represent imbalanced text classification approaches. Bold notations represent the best dataset-level results per metric. The second-best results are underlined. For CAROL, the  $C=0.5$  value was chosen as a balanced default value.

Dataset	C=0			C=0.5			C=1			Optimized C		
	F1	SI	kDN	F1	SI	kDN	F1	SI	kDN	F1	SI	kDN
20News	0.749	<u>0.935</u>	0.082	<u>0.790</u>	<u>0.935</u>	<u>0.073</u>	0.763	0.916	0.089	<b>0.817 (at C=0.8)</b>	<b>0.936</b>	<b>0.067</b>
BBCNews	0.904	0.975	0.035	<b>0.981</b>	<u>0.981</u>	<b>0.009</b>	<u>0.962</u>	<b>0.988</b>	<u>0.015</u>	<b>0.981 (at C=0.5)</b>	<u>0.981</u>	<b>0.009</b>
CAMEO	0.745	0.820	0.204	<u>0.860</u>	0.931	0.067	0.830	<b>0.942</b>	<u>0.059</u>	<b>0.912 (at C=0.3)</b>	<u>0.938</u>	<b>0.058</b>
IndiaPoliceSent	0.635	0.892	0.120	<u>0.788</u>	<u>0.937</u>	<u>0.061</u>	<b>0.802</b>	<b>0.949</b>	<b>0.054</b>	<b>0.802 (at C=1.)</b>	<b>0.949</b>	<b>0.054</b>
InsightCrime	0.607	0.862	0.173	<u>0.735</u>	<u>0.912</u>	<u>0.100</u>	<u>0.750</u>	0.909	0.102	<b>0.787 (at C=0.1)</b>	<b>0.928</b>	<b>0.097</b>
Spam	<u>0.966</u>	0.926	0.097	<u>0.966</u>	<u>0.987</u>	<u>0.014</u>	0.948	0.986	0.015	<b>0.969 (at C=0.3)</b>	<b>0.988</b>	<b>0.013</b>

Table 3: F1 and class overlap measures for testing datasets and corresponding values of the  $C$  coefficient per dataset (line). Bold notations represent best dataset-level results per metric. The second-best results are underlined.

Based on Figure 2, we can see that  $C$  is domain-dependent, with optimal values of  $C$  (marked in purple) being different for different datasets. We can also see the relationship between the different loss

components and  $C$ . From this, we can conclude that the optimal value of  $C$  is domain-dependent and connected with certain dataset features used for model training and testing.

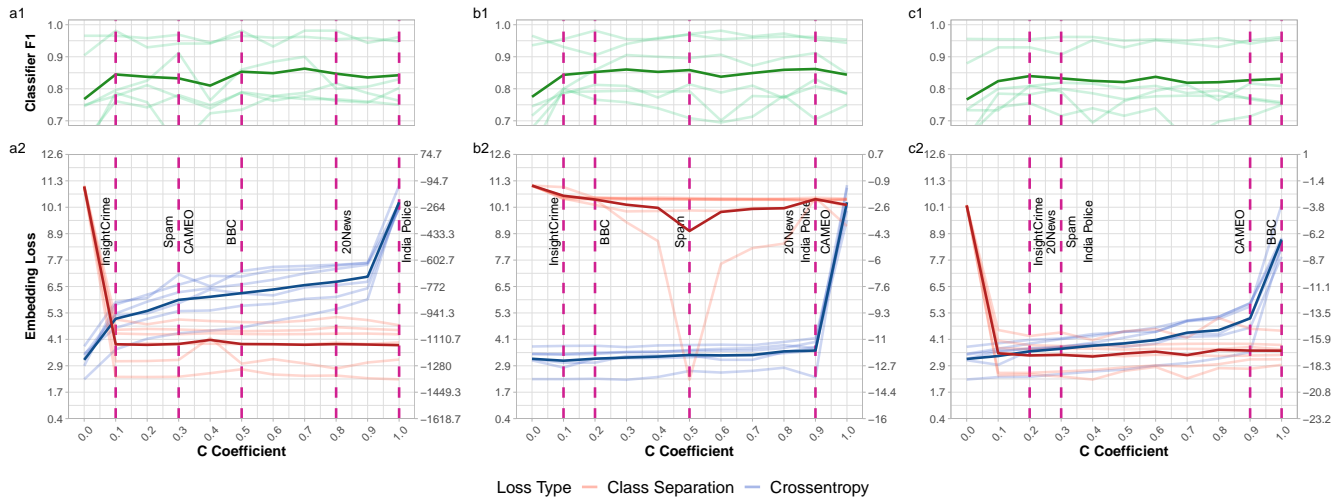


Figure 2: Relationship between classifier F1 (1), different loss components (class separation and reconstruction) (2), and the value of  $C$ , averaged across datasets, for three different distance measures: Euclidean (a), Cosine (b), Chebyshev (c).

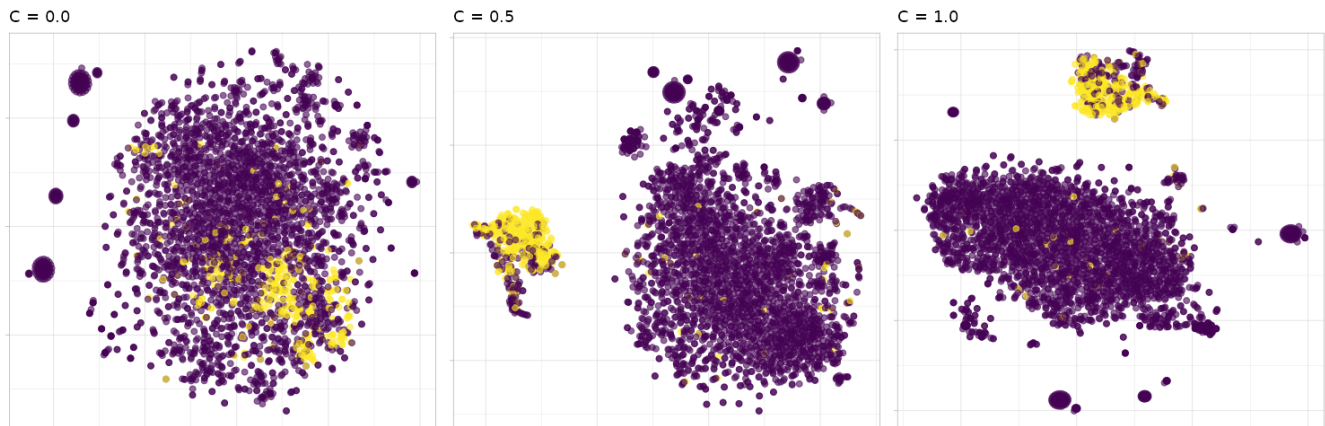


Figure 3: Comparison of TSDAE-CAROL embeddings with  $C = 0$ ,  $C = 0.5$  and  $C = 1.0$  (India Police dataset)

We can also see that the embeddings computed by the model trained using the TSDAE-CAROL loss (Figure 3) show a clearer decision boundary than the embeddings computed using the original TSDAE pipeline trained on the same dataset ( $C = 0$ ).

#### 4.6 Ablation study

In this section, we compare different extreme settings for the regularization parameter  $C$  to better understand our model's behavior under different conditions and the effect that the  $C$  parameter has on the model's behavior. Additionally, and as a demonstration, we have computed visualizations of the embeddings of the test set of the India Police dataset, as this was one of the datasets where the proposed model did not outperform the baseline methods. To visualize the embeddings, we have used t-SNE to create a 2-dimensional representation of the embeddings.

We computed class overlap measures of the test set embeddings of all the datasets used in our experiments. We use the Separability Index (SI) measure, the proportion of the points with the closest neighbor of the same class. We also use the K-Disagreeing neighbors measure (kDN), which is the average proportion of neighbors of a different class for each of the points (for our computation, we have set  $k = 5$ ) [50].

The extreme values of the  $C$  parameter were chosen because they allow us to compare the performance of  $\mathcal{L}_{\text{CAROL}}$  to its components operating independently. First, we can look at the model when  $C = 0$ , which is analogous to the baseline TSDAE pipeline that does not use class separation. As we can see in Figure 3, this can result in a large class overlap in the embedding space, decreasing classification performance.

Next, with  $C = 1$ , the optimizer only focuses on class separation. With this, the optimization process does not pay attention to



reconstruction, leading to decreases in classification performance (Figure 2 and Table 3), as the embeddings start to lose meaning with the reconstruction loss not included in the optimization.

With  $C = 0.5$ , the optimization process gives equal attention to the class separation and reconstruction losses. This allows the optimization process to maintain reconstruction ability while separating classes in the embedding space. However, this does not often maximize classification performance, as evidenced by Figure 2 and Table 3. We believe this is because, for some datasets (e.g., InsightCrime), classes are more separated by the reconstruction loss function in the embedding space. Thus, focusing more on reconstruction can lead to optimal performance. The converse can be true for other datasets, such as IndiaPolice, where classes are very mixed in the embedding space, and thus, focusing more on class separation can further improve performance.

This leads us to conclude that, considering the domain dependence of the optimal  $C$  values, care should be taken when optimizing the value of  $C$  for a particular domain-specific dataset to achieve maximum performance.

## 5 Conclusion

In this paper, we address the problem of imbalanced text classification by introducing a novel loss function, CAROL. CAROL is designed to produce embeddings where classes are separated while maintaining the semantic value of the embeddings produced by models trained with this loss function. The proposed loss function allows the researchers to determine the trade-off level between the embeddings' faithfulness and class separation. We also show that the level of trade-off between reconstruction and class separation is domain-dependent and that the optimal value of  $C$  depends on the characteristics of a particular dataset. We also show that, as with all other regularization techniques, careful consideration of the  $C$  value is needed, as an incorrect choice can decrease model performance. This allows CAROL to create high-quality sentence embeddings in highly imbalanced scenarios, thus improving the performance of downstream tasks. For example, CAROL embeddings show high performance for text classification tasks on various datasets, faring better than other models aimed at imbalanced text classification. Moreover, we show that CAROL can produce embeddings with a clear separation between classes, enabling the use of this model for downstream tasks other than text classification.

## 6 Limitations

The first limitation of this work is that the performance of the model was only evaluated on English-language datasets. While we believe that the CAROL will transfer well to other languages, this claim needs to be evaluated separately. The use of the loss function to fine-tune on English-language datasets does not necessarily facilitate an increase of performance in other languages. We have also shown CAROL to be domain sensitive, which means that models trained on one domain should not be applied to other domains without careful evaluation.

We can also see that even in the embeddings generated with the CAROL loss, some of the data points were still closer to the incorrect class in the embedding space (e.g. 3). This requires further investigation, as these mis-embeddings can point out the potential

weaknesses of the proposed method. In practice, this means that the model should be carefully evaluated for its applicability for a particular domain before being deployed to production, especially in domains where misclassifications pose a significant risk. Additionally, CAROL still requires a large amount of human-annotated data to train. The method is also sensitive to the  $C$  hyperparameter, which means that cross-validation or other extensive testing will be needed before using models trained with CAROL in production.

Finally, an important limitation of this work is that we have only evaluated the performance of our method on a binary classification task. Our method can be extended to more classes, but this will lead to increases of the computational complexity, which is why we decided to relegate this possible extension of the method to future work.

## References

- [1] Tiago A. Almeida, José María G. Hidalgo, and Akebo Yamakami. 2011. Contributions to the Study of SMS Spam Filtering: New Collection and Results. In *Proceedings of the 11th ACM Symposium on Document Engineering* (Mountain View, California, USA) (*DocEng '11*). Association for Computing Machinery, New York, NY, USA, 259–262. <https://doi.org/10.1145/2034691.2034742>
- [2] Adnan Amin, Sajid Anwar, Awais Adnan, Muhammad Nawaz, Newton Howard, Junaid Qadir, Ahmad Hawalah, and Amir Hussain. 2016. Comparing Oversampling Techniques to Handle the Class Imbalance Problem: A Customer Churn Prediction Case Study. *IEEE Access* 4 (2016), 7940–7957. <https://doi.org/10.1109/ACCESS.2016.2619719>
- [3] Randall Balestriero, Leon Bottou, and Yann LeCun. 2022. The Effects of Regularization and Data Augmentation are Class Dependent. arXiv:2204.03632 [cs.LG]
- [4] Tom B. Brown, Benjamin Mann, Nick Ryder, Melanie Subbiah, Jared Kaplan, Prafulla Dhariwal, Arvind Neelakantan, Pranav Shyam, Girish Sastry, Amanda Askell, Sandhini Agarwal, Ariel Herbert-Voss, Gretchen Krueger, Tom Henighan, Rewon Child, Aditya Ramesh, Daniel M. Ziegler, Jeffrey Wu, Clemens Winter, Christopher Hesse, Mark Chen, Eric Sigler, Mateusz Litwin, Scott Gray, Benjamin Chess, Jack Clark, Christopher Berner, Sam McCandlish, Alec Radford, Ilya Sutskever, and Dario Amodei. 2020. Language Models are Few-Shot Learners. arXiv:2005.14165 [cs.CL]
- [5] Lu Cao, Xinyue Liu, and Hong Shen. 2022. Adaptable Focal Loss for Imbalanced Text Classification. In *Parallel and Distributed Computing, Applications and Technologies: 22nd International Conference, PDCAT 2021, Guangzhou, China, December 17–19, 2021*, Proceedings. Springer, 466–475.
- [6] Tânia Carvalho, Nuno Moniz, Luís Antunes, and Nitesh Chawla. 2024. Differentially-Private Data Synthetisation for Efficient Re-Identification Risk Control. arXiv:2212.00484 [cs.LG] <https://arxiv.org/abs/2212.00484>
- [7] N. V. Chawla, K. W. Bowyer, L. O. Hall, and W. P. Kegelmeyer. 2002. SMOTE: Synthetic Minority Over-sampling Technique. *Journal of Artificial Intelligence Research* 16 (June 2002), 321–357. <https://doi.org/10.1613/jair.953> arXiv:1106.1813 [cs]
- [8] Ting Chen, Simon Kornblith, Mohammad Norouzi, and Geoffrey Hinton. 2020. A simple framework for contrastive learning of visual representations. In *International conference on machine learning*. PMLR, 1597–1607.
- [9] MinGyu Choi, Soona Hong, Wonseok Shin, Yijingxiu Lu, and Sun Kim. [n. d.]. Label Similarity Aware Contrastive Learning. ([n. d.]).
- [10] S. Chopra, R. Hadsell, and Y. LeCun. 2005. Learning a similarity metric discriminatively, with application to face verification. In *2005 IEEE Computer Society Conference on Computer Vision and Pattern Recognition (CVPR'05)*, Vol. 1. 539–546 vol. 1. <https://doi.org/10.1109/CVPR.2005.202>
- [11] Arman Cohan, Sergey Feldman, Iz Beltagy, Doug Downey, and Daniel S. Weld. 2020. SPECTER: Document-level Representation Learning using Citation-informed Transformers. arXiv:2004.07180 [cs.CL]
- [12] C. Cortes and V. Vapnik. 1995. Support Vector Networks. *Machine Learning* 20 (1995), 273–297.
- [13] Damien Dablain, Bartosz Krawczyk, and Nitesh V. Chawla. 2021. DeepSMOTE: Fusing Deep Learning and SMOTE for Imbalanced Data. <https://doi.org/10.48550/arXiv.2105.02340> arXiv:2105.02340 [cs]
- [14] Jacob Devlin, Ming-Wei Chang, Kenton Lee, and Kristina Toutanova. 2019. BERT: Pre-training of Deep Bidirectional Transformers for Language Understanding. arXiv:1810.04805 [cs.CL]
- [15] Georgios Douzas and Fernando Bacao. 2018. Effective Data Generation for Imbalanced Learning Using Conditional Generative Adversarial Networks. *Expert Systems with Applications* 91 (Jan. 2018), 464–471. <https://doi.org/10.1016/j.eswa.2017.09.030>



- [16] Emadeldeen Eldele, Mohamed Ragab, Zhenghua Chen, Min Wu, Chee-Keong Kwoh, Xiaoli Li, and Cuntai Guan. 2022. Self-supervised contrastive representation learning for semi-supervised time-series classification. *arXiv preprint arXiv:2208.06616* (2022).
- [17] Tianyu Gao, Xingcheng Yao, and Danqi Chen. 2022. SimCSE: Simple Contrastive Learning of Sentence Embeddings. arXiv:2104.08821 [id='cs.CL' full\_name='Computation and Language' is\_active=True alt\_name='cmp-lg' in\_archive='cs' is\_general=False description='Covers natural language processing. Roughly includes material in ACM Subject Class I.2.7. Note that work on artificial languages (programming languages, logics, formal systems) that does not explicitly address natural-language issues broadly construed (natural-language processing, computational linguistics, speech, text retrieval, etc.) is not appropriate for this area.']. arXiv:2104.08821
- [18] Deborah J. Gerner, Rajaa Abu-Jabr, Philip A. Schrodt, and Ömür Yilmaz. 2002. Conflict and Mediation Event Observations (CAMEO): A New Event Data Framework for the Analysis of Foreign Policy Interactions.
- [19] Anna Glazkova. 2020. A Comparison of Synthetic Oversampling Methods for Multi-class Text Classification. arXiv:2008.04636 [cs]
- [20] Derek Greene and Pádraig Cunningham. 2006. Practical Solutions to the Problem of Diagonal Dominance in Kernel Document Clustering (*ICML '06*). Association for Computing Machinery, New York, NY, USA, 377–384. <https://doi.org/10.1145/1143844.1143892>
- [21] Beliz Gunel, Jingfei Du, Alexis Conneau, and Ves Stoyanov. 2020. Supervised contrastive learning for pre-trained language model fine-tuning. *arXiv preprint arXiv:2011.01403* (2020).
- [22] R. Hadsell, S. Chopra, and Y. LeCun. 2006. Dimensionality Reduction by Learning an Invariant Mapping. In *2006 IEEE Computer Society Conference on Computer Vision and Pattern Recognition (CVPR '06)*, Vol. 2. 1735–1742. <https://doi.org/10.1109/CVPR.2006.100>
- [23] Andrew Halterman, Katherine Keith, Sheikh Sarwar, and Brendan O'Connor. 2021. Corpus-Level Evaluation for Event QA: The IndiaPoliceEvents Corpus Covering the 2002 Gujarat Violence. In *Findings of the Association for Computational Linguistics: ACL-IJCNLP 2021*. Association for Computational Linguistics, Online, 4240–4253. <https://doi.org/10.18653/v1/2021.findings-acl.371>
- [24] Pengcheng He, Xiaodong Liu, Jianfeng Gao, and Weizhu Chen. 2021. DeBERTa: Decoding-enhanced BERT with Disentangled Attention. arXiv:2006.03654 [cs.CL]
- [25] Matthew Henderson, Rami Al-Rfou, Brian Strope, Yun hsuan Sung, Laszlo Lukacs, Ruiqi Guo, Sanjiv Kumar, Balint Miklos, and Ray Kurzweil. 2017. Efficient Natural Language Response Suggestion for Smart Reply. arXiv:1705.00652 [cs.CL]
- [26] Sophie Henning, William Beluch, Alexander Fraser, and Annemarie Friedrich. 2023. A Survey of Methods for Addressing Class Imbalance in Deep-Learning Based Natural Language Processing. In *Proceedings of the 17th Conference of the European Chapter of the Association for Computational Linguistics*, Andreas Vlachos and Isabelle Augenstein (Eds.). Association for Computational Linguistics, Dubrovnik, Croatia, 523–540. <https://doi.org/10.18653/v1/2023.eacl-main.38>
- [27] Dirk Hovy and Shannon L. Spruit. 2016. The Social Impact of Natural Language Processing. In *Proceedings of the 54th Annual Meeting of the Association for Computational Linguistics (Volume 2: Short Papers)*. Association for Computational Linguistics, Berlin, Germany, 591–598. <https://doi.org/10.18653/v1/P16-2096>
- [28] Yibo Hu, MohammadSaleh Hosseini, Erick Skorupa Parolin, Javier Osorio, Latifur Khan, Patrick Brandt, and Vito D'Orazio. 2022. ConflIBERT: A Pre-trained Language Model for Political Conflict and Violence. In *Proceedings of the 2022 Conference of the North American Chapter of the Association for Computational Linguistics: Human Language Technologies*. Association for Computational Linguistics, Seattle, United States, 5469–5482. <https://doi.org/10.18653/v1/2022.naacl-main.400>
- [29] Prannay Khosla, Piotr Teterwak, Chen Wang, Aaron Sarna, Yonglong Tian, Phillip Isola, Aaron Maschiot, Ce Liu, and Dilip Krishnan. 2021. Supervised Contrastive Learning. arXiv:2004.11362 [id='cs.LG' full\_name='Machine Learning' is\_active=True alt\_name=None in\_archive='cs' is\_general=False description='Papers on all aspects of machine learning research (supervised, unsupervised, reinforcement learning, bandit problems, and so on) including also robustness, explanation, fairness, and methodology. cs.LG is also an appropriate primary category for applications of machine learning methods.']. arXiv:2004.11362
- [30] György Kovács. 2019. An empirical comparison and evaluation of minority oversampling techniques on a large number of imbalanced datasets. *Applied Soft Computing* 83 (2019), 105662. <https://doi.org/10.1016/j.asoc.2019.105662> (IF-2019=4.873).
- [31] Shubham Kumar, Shivang Garg, Yatharth Vats, and Anil Singh Parihar. 2021. Content Based Bot Detection Using Bot Language Model and BERT Embeddings. In *2021 5th International Conference on Computer, Communication and Signal Processing (ICCCSP)*. 285–289. <https://doi.org/10.1109/ICCCSP52374.2021.9465506>
- [32] Ken Lang. 1995. NewsWeeder: learning to filter netnews. In *Proceedings of the 12th International Conference on Machine Learning*. Morgan Kaufmann publishers Inc.: San Mateo, CA, USA, 331–339. <http://citeseer.ist.psu.edu/lang95newsweeder.html>
- [33] Quoc V. Le and Tomas Mikolov. 2014. Distributed Representations of Sentences and Documents. arXiv:1405.4053 [cs.CL]
- [34] Yassine Marrakchi, Osama Makansi, and Thomas Brox. 2021. Fighting class imbalance with contrastive learning. In *Medical Image Computing and Computer Assisted Intervention—MICCAI 2021: 24th International Conference, Strasbourg, France, September 27–October 1, 2021, Proceedings, Part III 24*. Springer, 466–476.
- [35] Giovanna Menardi and Nicola Torelli. 2014. Training and assessing classification rules with imbalanced data. *Data mining and knowledge discovery* 28 (2014), 92–122.
- [36] Nuno Moniz, Paula Branco, and Luis Torgo. 2017. Resampling strategies for imbalanced time series forecasting. *International Journal of Data Science and Analytics* 3, 3 (01 May 2017), 161–181. <https://doi.org/10.1007/s41060-017-0044-3>
- [37] Alejandro Moreo, Andrea Esuli, and Fabrizio Sebastiani. 2016. Distributional Random Oversampling for Imbalanced Text Classification. In *Proceedings of the 39th International ACM SIGIR Conference on Research and Development in Information Retrieval*. ACM, Pisa Italy, 805–808. <https://doi.org/10.1145/2911451.2914722>
- [38] Sankha Subhra Mullick, Shounak Datta, and Swagatam Das. 2019. Generative Adversarial Minority Oversampling. In *2019 IEEE/CVF International Conference on Computer Vision (ICCV)*. IEEE, Seoul, Korea (South), 1695–1704. <https://doi.org/10.1109/ICCV.2019.00178>
- [39] Mariana Oliveira, Nuno Moniz, Luis Torgo, and Vitor Santos Costa. 2021. Biased resampling strategies for imbalanced spatio-temporal forecasting. *JDSA* 12, 3 (2021), 205–228.
- [40] OpenAI, Josh Achiam, Steven Adler, Sandhini Agarwal, Lama Ahmad, Ilge Akkaya, Florencia Leoni Aleman, Diogo Almeida, Janko Altmenschmidt, Sam Altman, Shyamal Anadkat, Red Avila, Igor Babuschkin, Suchir Balaji, Valerii Balcom, Paul Baltescu, Haiming Bao, Mohammad Bavarian, Jeff Belgum, Irwan Bello, Jake Berdine, Gabriel Bernadett-Shapiro, Christopher Berner, Lenny Bogdonoff, Oleg Boiko, Madelaine Boyd, Anna-Luisa Brakman, Greg Brockman, Tim Brooks, Miles Brundage, Kevin Button, Trevor Cai, Rosie Campbell, Andrew Cann, Brit-tany Carey, Chelsea Carlson, Rory Carmichael, Brooke Chan, Che Chang, Fotis Chantzis, Derek Chen, Sully Chen, Ruby Chen, Jason Chen, Mark Chen, Ben Chess, Chester Cho, Casey Chu, Hyung Won Chung, Dave Cummings, Jeremiah Currier, Yunxing Dai, Cory Decareaux, Thomas Degry, Noah Deutsch, Damien Deville, Arka Dhar, David Dohan, Steve Dowling, Sheila Dunning, Adrien Ecoffet, Atty Eleti, Tyna Eloundou, David Farhi, Liam Fedus, Niko Felix, Simón Posada Fishman, Justin Forte, Isabella Fulford, Leo Gao, Elie Georges, Christian Gibson, Gok Goel, Tarun Gogineni, Gabriel Goh, Rapha Gontijo-Lopes, Jonathan Gordon, Morgan Grafstein, Scott Gray, Ryan Greene, Joshua Gross, Shixiang Shane Gu, Yufei Guo, Chris Hallacy, Jesse Han, Jeff Harris, Yuchen He, Mike Heaton, Johannes Heidecke, Chris Hesse, Alan Hickey, Wade Hickey, Peter Hoeschele, Brandon Houghton, Kenny Hsu, Shengli Hu, Xin Hu, Joost Huizinga, Shantanu Jain, Shawn Jain, Joanne Jang, Angela Jiang, Roger Jiang, Haozhun Jin, Denny Jin, Shino Jimoto, Billie Jonn, Heewoo Jun, Tomer Kaftan, Lukasz Kaiser, Ali Kamali, Ingmar Kanitscheider, Nitish Shirish Keskar, Tabarak Khan, Logan Kilpatrick, Jong Wook Kim, Christina Kim, Yongjik Kim, Jan Hendrik Kirchner, Jamie Kiros, Matt Knight, Daniel Kokotajlo, Lukasz Kondraciuk, Andrew Kondrich, Aris Konstantinidis, Kyle Kosic, Gretchen Krueger, Vishal Kuo, Michael Lampe, Ikai Lan, Teddy Lee, Jan Leike, Jade Leung, Daniel Levy, Chak Ming Li, Rachel Lim, Molly Lin, Stephanie Lin, Mateusz Litwin, Theresa Lopez, Ryan Lowe, Patricia Lue, Anna Makanju, Kim Malfacini, Sam Manning, Todor Markov, Yaniv Markovski, Bianca Martin, Katie Mayer, Andrew Mayne, Bob McGrew, Scott Mayer McKinney, Christine McLeavey, Paul McMillan, Jake McNeil, David Medina, Aalok Mehta, Jacob Menick, Luke Metzler, Andrew Mishchenko, Pamela Mishkin, Vinnie Monaco, Evan Morikawa, Daniel Mossing, Tong Mu, Mira Murati, Oleg Murk, David Mély, Ashvin Nair, Reichihiro Nakano, Rajeev Nayak, Arvind Neelakantan, Richard Ngo, Hyeonwoo Noh, Long Ouyang, Cullen O'Keefe, Jakub Pachocki, Alex Paino, Joe Palermo, Ashley Pantuliano, Giambattista Parascandolo, Joel Parish, Emy Parparita, Alex Passos, Mikhail Pavlov, Andrew Peng, Adam Perelman, Filipe de Avila Belbute Peres, Michael Petrov, Henrique Ponde de Oliveira Pinto, Michael, Pokorny, Michelle Pokrass, Vitchyr H. Pong, Tolly Powell, Alethea Power, Boris Power, Elizabeth Proehl, Raul Puri, Alec Radford, Jack Rae, Aditya Ramesh, Cameron Raymond, Francis Real, Kendra Rimbach, Carl Ross, Bob Rotsted, Henri Roussez, Nick Ryder, Mario Saltarelli, Ted Sanders, Shibani Santurkar, Girish Sastry, Heather Schmidt, David Schnurr, John Schulman, Daniel Selsam, Kyla Sheppard, Toki Sherbakov, Jessica Shieh, Sarah Shoker, Pranav Shyam, Szymon Sidor, Eric Sigler, Maddie Simens, Jordan Sitkin, Katarina Slama, Ian Sohl, Benjamin Sokolowsky, Yang Song, Natalie Staudacher, Felipe Petroski Such, Natalie Summers, Ilya Sutskever, Jie Tang, Nikolas Tezak, Madeleine B. Thompson, Phil Tillet, Amin Tootoonchian, Elizabeth Tseng, Preston Tuggle, Nick Turley, Jerry Tworek, Juan Felipe Cerón Uribe, Andrea Vallone, Arun Vijayvergiya, Chelsea Voss, Carroll Wainwright, Justin Jay Wang, Alvin Wang, Ben Wang, Jonathan Ward, Jason Wei, CJ Weinmann, Akila Welihinda, Peter Welinder, Jiayi Weng, Lilian Weng, Matt Wiethoff, Dave Willner, Clemens Winter, Samuel Wolrich, Hannah Wong, Lauren Workman, Sherwin Wu, Jeff Wu, Michael Wu, Kai Xiao, Tao Xu, Sarah Yoo, Kevin Yu, Qiming Yuan, Wojciech Zaremba, Rowan Zellers, Chong Zhang, Marvin Zhang, Shengjia Zhao, Tianhao Zheng, Juntang Zhuang, William Zhuk, and Barret Zoph. 2024. GPT-4 Technical Report. arXiv:2303.08774 [id='cs.CL' full\_name='Computation and Language' is\_active=True alt\_name='cmp-lg' in\_archive='cs' is\_general=False description='Covers natural language processing. Roughly includes material in

- ACM Subject Class I.2.7. Note that work on artificial languages (programming languages, logics, formal systems) that does not explicitly address natural-language issues broadly construed (natural-language processing, computational linguistics, speech, text retrieval, etc.) is not appropriate for this area.]
- [41] Junwoo Park, Jungsoo Lee, Youngin Cho, Woncheol Shin, Dongmin Kim, Jaegul Choo, and Edward Choi. 2023. Deep Imbalanced Time-series Forecasting via Local Discrepancy Density. arXiv:2302.13563 [cs.LG]
- [42] Erick Skorupa Parolin, Latifur Khan, Javier Osorio, Patrick T. Brandt, Vito D’Orazio, and Jennifer Holmes. 2021. 3M-Transformers for Event Coding on Organized Crime Domain. In *2021 IEEE 8th International Conference on Data Science and Advanced Analytics (DSAA)*. 1–10. <https://doi.org/10.1109/DSAA53316.2021.9564232>
- [43] Kitsuchart Pasupa, Supawit Vatathanavaro, and Suchat Tungjitnob. 2020. Convolutional neural networks based focal loss for class imbalance problem: a case study of canine red blood cells morphology classification. *Journal of Ambient Intelligence and Humanized Computing* (feb 2020). <https://doi.org/10.1007/s12652-020-01773-x>
- [44] F. Pedregosa, G. Varoquaux, A. Gramfort, V. Michel, B. Thirion, O. Grisel, M. Blondel, P. Prettenhofer, R. Weiss, V. Dubourg, J. Vanderplas, A. Passos, D. Cournapeau, M. Brucher, M. Perrot, and E. Duchesnay. 2011. Scikit-learn: Machine Learning in Python. *Journal of Machine Learning Research* 12 (2011), 2825–2830.
- [45] Colin Raffel, Noam Shazeer, Adam Roberts, Katherine Lee, Sharan Narang, Michael Matena, Yanqi Zhou, Wei Li, and Peter J. Liu. 2020. Exploring the Limits of Transfer Learning with a Unified Text-to-Text Transformer. arXiv:1910.10683 [cs.LG]
- [46] Aditya Ramesh, Prafulla Dhariwal, Alex Nichol, Casey Chu, and Mark Chen. 2022. Hierarchical Text-Conditional Image Generation with CLIP Latents. arXiv:2204.06125 [cs.CV]
- [47] Nils Reimers and Iryna Gurevych. 2019. Sentence-BERT: Sentence Embeddings using Siamese BERT-Networks. arXiv:1908.10084 [cs.CL]
- [48] Rita P. Ribeiro and Nuno Moniz. 2020. Imbalanced regression and extreme value prediction. *Mach. Learn.* 109, 9–10 (sep 2020), 1803–1835. <https://doi.org/10.1007/s10994-020-05900-9>
- [49] Manisha Saini and Seba Susan. 2023. Tackling class imbalance in computer vision: a contemporary review. *Artificial Intelligence Review* (2023), 1–57.
- [50] Miriam Seoane Santos, Pedro Henriques Abreu, Nathalie Japkowicz, Alberto Fernandez, Carlos Soares, Szymon Wilk, and Joao Santos. 2022. On the joint-effect of class imbalance and overlap: a critical review. *Artificial Intelligence Review* 55, 8 (Dec. 2022), 6207–6275. <https://doi.org/10.1007/s10462-022-10150-3>
- [51] D. R. Scheepens, I. Schicker, K. Hlaváčková-Schindler, and C. Plant. 2023. Adapting a deep convolutional RNN model with imbalanced regression loss for improved spatio-temporal forecasting of extreme wind speed events in the short to medium range. *Geoscientific Model Development* 16, 1 (2023), 251–270. <https://doi.org/10.5194/gmd-16-251-2023>
- [52] Varsha Suresh and Desmond C Ong. 2021. Not all negatives are equal: Label-aware contrastive loss for fine-grained text classification. *arXiv preprint arXiv:2109.05427* (2021).
- [53] Adil Yaseen Taha, Sabrina Tiun, Abdul Hadi Abd Rahman, and Ali Sabah. 2021. MULTILABEL OVER-SAMPLING AND UNDER-SAMPLING WITH CLASS ALIGNMENT FOR IMBALANCED MULTILABEL TEXT CLASSIFICATION. *Journal of Information and Communication Technology* 20, Number 3 (June 2021), 423–456. <https://doi.org/10.32890/jict2021.20.3.6>
- [54] Hugo Touvron, Thibaut Lavril, Gautier Izacard, Xavier Martinet, Marie-Anne Lachaux, Timothée Lacroix, Baptiste Rozière, Naman Goyal, Eric Hambro, Faisal Azhar, Aurelien Rodriguez, Armand Joulin, Edouard Grave, and Guillaume Lample. 2023. LLaMA: Open and Efficient Foundation Language Models. arXiv:2302.13971 [cs.CL]
- [55] Rheeeya Uppaal, Junjie Hu, and Yixuan Li. 2023. Is Fine-tuning Needed? Pre-trained Language Models Are Near Perfect for Out-of-Domain Detection. In *Proceedings of the 61st Annual Meeting of the Association for Computational Linguistics (Volume 1: Long Papers)*, Anna Rogers, Jordan Boyd-Graber, and Naoaki Okazaki (Eds.). Association for Computational Linguistics, Toronto, Canada, 12813–12832. <https://doi.org/10.18653/v1/2023.acl-long.717>
- [56] Kexin Wang, Nils Reimers, and Iryna Gurevych. 2021. TSDAE: Using Transformer-based Sequential Denoising Auto-Encoder for Unsupervised Sentence Embedding Learning. arXiv:2104.06979 [cs]
- [57] Zhongju Wang, Long Wang, Chao Huang, Shutong Sun, and Xiong Luo. 2022. BERT-based chinese text classification for emergency management with a novel loss function. *Applied Intelligence* (2022), 1–12.
- [58] Mengwei Xie, Suyun Zhao, Hong Chen, and Cuiping Li. 2022. Domain generalization by class-aware negative sampling-based contrastive learning. *AI Open* 3 (2022), 200–207.
- [59] Fan Yang, Kai Wu, Shuyi Zhang, Guannan Jiang, Yong Liu, Feng Zheng, Wei Zhang, Chengjie Wang, and Long Zeng. 2022. Class-aware contrastive semi-supervised learning. In *Proceedings of the IEEE/CVF Conference on Computer Vision and Pattern Recognition*. 14421–14430.
- [60] Jiyang Zhang, Jianxiao Zou, Zhiheng Su, Jianxiong Tang, Yuhao Kang, Hongbing Xu, Zhiliang Liu, and Shicai Fan. 2022. A class-aware supervised contrastive learning framework for imbalanced fault diagnosis. *Knowledge-Based Systems* 252 (2022), 109437.
- [61] Jie Zhu, Hulin Wu, and Ashraf Yaseen. 2022. Sensitivity Analysis of a BERT-based scholarly recommendation system. In *The International FLAIRS Conference Proceedings*, Vol. 35.