

# DAVINCI: A Single-Stage Architecture for Constrained CAD Sketch Inference

Ahmet Serdar Karadeniz<sup>1</sup>

ahmet.karadeniz@uni.lu

Dimitrios Mallis<sup>1</sup>

dimitrios.mallis@uni.lu

Nesryne Mejri<sup>1</sup>

nesryne.mejri@uni.lu

Kseniya Cherenkova<sup>1,2</sup>

kcherenkova@artec-group.com

Anis Kacem<sup>1</sup>

anis.kacem@uni.lu

Djamila Aouada<sup>1</sup>

djamila.aouada@uni.lu

<sup>1</sup> Interdisciplinary Centre for Security,  
Reliability and Trust (SnT),  
University of Luxembourg

<sup>2</sup> Artec 3D,  
Luxembourg

## Abstract

This work presents DAVINCI, a unified architecture for single-stage Computer-Aided Design (CAD) sketch parameterization and constraint inference directly from raster sketch images. By jointly learning both outputs, DAVINCI minimizes error accumulation and enhances the performance of constrained CAD sketch inference. Notably, DAVINCI achieves state-of-the-art results on the large-scale SketchGraphs dataset [80], demonstrating effectiveness on both precise and hand-drawn raster CAD sketches. To reduce DAVINCI's reliance on large-scale annotated datasets, we explore the efficacy of CAD sketch augmentations. We introduce *Constraint-Preserving Transformations* (CPTs), *i.e.* random permutations of the parametric primitives of a CAD sketch that preserve its constraints. This data augmentation strategy allows DAVINCI to achieve reasonable performance when trained with only 0.1% of the SketchGraphs dataset. Furthermore, this work contributes a new version of SketchGraphs, augmented with CPTs. The newly introduced *CPTSketchGraphs*<sup>1</sup> dataset includes 80 million CPT-augmented sketches, thus providing a rich resource for future research in the CAD sketch domain.

## 1 Introduction

The field of industrial manufacturing has experienced a significant transformation over the past few decades, a change largely driven by the adoption of Computer-Aided Design (CAD) [25, 30, 31, 46]. At the centre of modern CAD workflows are CAD sketches, typically consisting of a collection of 2D parametric primitives (*e.g.* lines, arcs, circles, etc.). The CAD designing

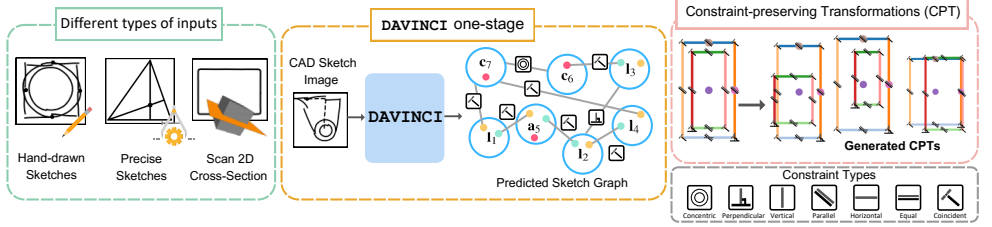


Figure 1: We propose DAVINCI, a novel single-stage network for constrained CAD sketch parameterization. DAVINCI effectively parameterizes different types of input sketches, from precise to hand-drawn as well as 2D cross-sections. We also introduce Constraint-Preserving Transformations (CPTs), *i.e.* an augmentation strategy tailored to constrained CAD sketches.

process is usually initiated by drawing these CAD sketches that can be subsequently expanded to form 3D solids via CAD operations, such as extrusions or revolutions. Commonly, CAD designers will also define relationships between sketch primitives in the form of constraints, dictating how the parametric primitives of the sketch adjust in response to modifications (*e.g.* perpendicular constraint between two lines) [26, 30, 51]. CAD research highlights the importance of effective constraint practices on sketch development [6, 17, 18], as constraints are a widely agreed upon mechanism to represent design intent [25, 46].

The recent availability of large-scale datasets of CAD sketches such as *SketchGraphs* [30] and *CAD as a Language* [11] has spurred a line of research into various CAD sketch-related applications. These include novel sketch synthesis [11, 26, 51], auto-completion [51], auto-constraining [26, 30, 51], concept discovery [43], and constrained CAD sketch inference from raster sketch images [26, 51]. The focus of this work is on the latter challenge: *constrained CAD sketch inference from raster sketch images*. Given the critical role of sketches in the CAD industry, the ability to infer parametric constrained CAD sketches from raster sketch images has a significant potential to streamline labor-intensive processes. This *reverse engineering* capability is applicable across a diverse range of inputs that are often adopted within CAD workflows. As shown in the left panel of Figure 1, these range from precise technical drawings to informal hand-drawn sketches that encapsulate the initial conceptualization of a design, as well as 2D cross-sections [10] — two-dimensional slices typically obtained in reverse engineering software by taking the intersection of a plane with a 3D scan.

This work proposes DAVINCI, a novel transformer-based architecture for simultaneous CAD sketch parameterization and constraint inference from sketch raster images. Departing from existing methods [26, 51], which address primitive and constraint inference as distinct problems, DAVINCI employs a single-stage architecture (see mid panel of Figure 1). By predicting both primitives and constraints within a unified network, it effectively reduces the error accumulation associated with multi-stage processes, thereby achieving state-of-the-art performance on the large-scale *SketchGraphs* dataset [30]. In order to reduce the reliance of transformer-based architectures (including DAVINCI) on large-scale annotated dataset availability, this work explores data augmentation techniques tailored to CAD sketch applications. While data augmentation is commonplace in vision pipelines, they are less straightforward and often overlooked for CAD-related tasks. The proposed CAD sketch augmentation technique leverages the constraints of input sketches to create new CAD sketches preserving the constraints but with different parameterizations. This is achieved by importing constrained CAD sketches into CAD software (*e.g.* FreeCAD [9]) and automatically applying *Constraint-Preserving Transformations* (CPTs) on them to generate different parameterized CAD sketches. As shown in the right panel of Figure 1, the resulting CAD sketch augmenta-

tions have the advantage of bringing diversity, yet preserving the original distribution of CAD sketches.

**Contributions:** The main contributions of this work can be summarized as follows:

1. DAVINCI is a novel architecture for single-stage CAD sketch parameterization and constraint inference from CAD sketch raster images.
2. The proposed DAVINCI achieves state-of-the-art CAD sketch parameterization performance on the SketchGraphs dataset [60]. We extensively evaluate our method on both precise and hand-drawn CAD sketch raster images. We also report preliminary qualitative results showcasing the applicability of DAVINCI to 2D cross-sections.
3. We propose a novel CAD sketch augmentation technique that leverages Constraint-Preserving Transformations (CPTs) of existing CAD sketches to generate new CAD sketches with identical constraints but different parameterizations. By applying CPTs to the original SketchGraphs dataset, which consists of 1.5 million CAD sketches, this work introduces an augmented version, the *CPTSketchGraphs* dataset, containing 80 million CAD sketches.

The rest of the paper is organized as follows; Section 2 reviews the related works. The proposed DAVINCI is detailed in Section 3. Section 4 explains the proposed CPT-based augmentation. An experimental validation of the proposed framework is provided in Section 5. In Section 6, we provide a conclusion and future works.

## 2 Related Work

**CAD Sketches.** *Feature-based* CAD modelling is currently a predominant paradigm for CAD model design [23]. Within this framework, CAD sketches act as foundational elements for constructing complex design *features* (e.g. extrusions, holes, slots, bosses, and fillets). Recent reverse engineering pipelines have focused on the recovery of CAD sketches from diverse inputs. A line of work [15, 22, 69] explores the inference of CAD model as a sequence of sketch-extrude operations by analysing point-clouds. Authors in [9] extract the parameterized primitive edges of a CAD model also from the corresponding point-cloud and [11] recover 2D CAD sketches from faces of the Boundary-representation (B-Rep) – *i.e.* a CAD representation for the geometric boundary of a 3D object. Concurrently to this work, [24] is proposed for CAD sketch inference from raster images of precise and hand-drawn CAD sketches. Note that all these methods neglect the recovery of parametric constraints that define relationships between primitives (e.g. coincident, parallel, tangent, etc.), a component that is instrumental for further editing of CAD models via CAD software [6, 13, 65].

**Constrained CAD Sketch Inference.** A few recent methods [11, 26, 61] tackle image-conditioned sketch parameterization and constraint inference, generally by exploring separate two-stage pipelines. Authors in [11] follow a generic language modeling approach to generate the protocol buffer representation of a CAD sketch. [68] introduces an autoregressive transformer for the generation of parametric primitives, whereas [26, 61] also enable constraint inference via separate autoregressive constraint prediction networks. Related to ours is also the feed-forward method of SketchConcepts [43], which operates on parametric primitives for joint concept discovery and auto-constraining. Authors show that SketchConcepts can be further extended to condition concept generation on images via a Vision Transformer (ViT) [9] encoder. In contrast to all these works, DAVINCI is specifically designed to jointly infer primitives and constraints from different types of CAD sketch raster images.

**Graph Inference from Images.** Constrained CAD sketches can be viewed as graphs  $G = (\mathcal{P}, \mathcal{C})$  where nodes  $\mathcal{P}$  constitute a set of parametric primitives and edges  $\mathcal{C}$  denote designer-imposed geometric relationships or constraints [80]. A recent work [31] has explored the development of separate generative models for  $\mathcal{P}$  and  $\mathcal{C}$ . This model decomposition is common in vision pipelines, such as in top-down human pose estimation [63, 40, 42] or 2D to 3D keypoint lifting [19, 24, 57]. However, there has been growing interest in addressing traditionally two-staged problems with single-stage architectures to reduce error propagation and enhance efficiency [64, 56, 45]. Particularly for the problem of Visual Relationship Detection (VRD) [8, 8, 21], recent studies [7, 32] explore one-stage transformers to obtain scene graphs by jointly detecting objects and their relationships from images. Our work aligns with this research direction, as we propose the first single-stage transformer for joint CAD sketch parameterization and constraint prediction, represented as a graph, from CAD sketch raster images.

**CAD Sketch Augmentations.** A few augmentation strategies have been proposed for free-hand sketches. Strokes can be thickened or dilated [21] and selectively dropped [12], either randomly or based on their positioning on the sketch sequence. Authors in [47] deform training sketches via a Bezier pivot-based deformation strategy (BPD) and [20] augment sketches by incorporating random strokes sampled from other sketches. Note that free-hand sketches are distinct from CAD sketches as they follow a stroke-based representation that is non-parametric and limited in terms of editability. In contrast, training augmentations on CAD sketches are mostly overlooked. This work proposes Constraint-Preserving Transformations (CPTs) as a novel strategy for synthetically augmenting CAD sketch datasets.

### 3 Method

Given a binary sketch image  $\mathbf{X} \in \{0, 1\}^{h \times w}$ , where  $h$  and  $w$  denote the height and the width, respectively, our goal is to infer a sketch graph  $\mathcal{G} = (\mathcal{P}^n, \mathcal{C}^m)$  with nodes  $\{\mathbf{p}_1, \mathbf{p}_2, \dots, \mathbf{p}_n\} \in \mathcal{P}^n$  representing primitives and edges  $\{\mathbf{c}_1, \mathbf{c}_2, \dots, \mathbf{c}_m\} \in \mathcal{C}^m$  denoting geometric constraints. Similar to [80],  $\mathbf{p}_i \in \mathcal{P}$  can be one of the types shown in Table 1. We represent each  $\mathbf{p}_i$  by a set of 8 tokens  $t^k$ , where  $t^1 \in [1..5]^2$  represents the primitive type (arc, circle, line, point, or no primitive), tokens  $t^{[2..7]} \in [1..64]$  correspond to quantized primitive parameters and  $t^8 \in [0..1]$  captures whether the primitive is a construction primitive.

Arc $\mathbf{a}_i$	Circle $\mathbf{c}_i$	Line $\mathbf{l}_i$	Point $\mathbf{d}_i$
$(x_s, y_s, x_m, y_m, x_e, y_e) \in \mathbb{R}^6$	$(x_c, y_c, r) \in \mathbb{R}^3$	$(x_s, y_s, x_e, y_e) \in \mathbb{R}^4$	$(x_p, y_p) \in \mathbb{R}^2$

Table 1: Primitives types of DAVINCI and corresponding parameterization.

A constraint  $\mathbf{c} \in \mathcal{C}$  represents an *undirected* edge between primitives  $\mathbf{p}_i$  and  $\mathbf{p}_j$ . CAD constraint  $\mathbf{c}$  also includes subreferences  $(s_i, s_j) \in [1..4]^2$ , to specify whether the constraint is applied on start, end, middle point, or entire primitive for both  $\mathbf{p}_i$  and  $\mathbf{p}_j$ . Each constraint is characterized by a relation label  $c_{i,j}^{s_i,s_j} \in [1..T]$ , which denotes the type of the constraint (e.g. coincident, parallel, midpoint, etc.), where  $T$  is the total number of considered constraint types. Note that some constraints may involve only a single primitive  $\mathbf{p}_i$ ; in such cases, the constraint is defined as the edge between the primitive and itself. For further tokenization details readers are referred to [51].

<sup>2</sup> $[[\alpha.. \beta]]$  denotes and interval of integers between  $\alpha$  and  $\beta$ .

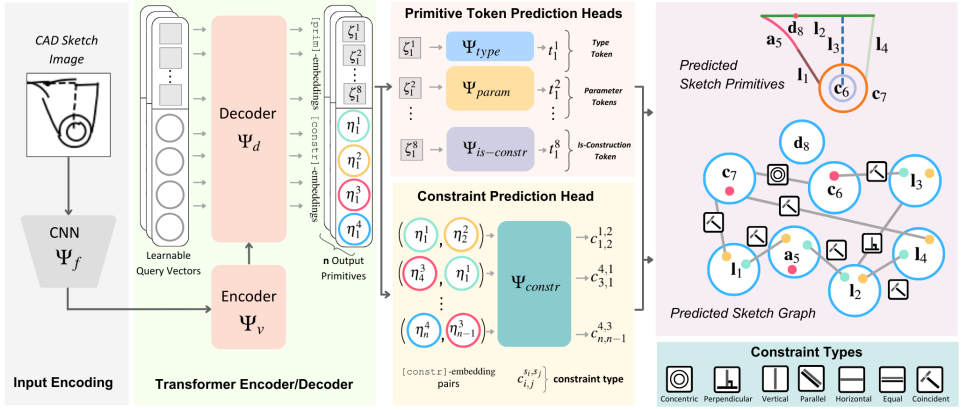


Figure 2: Overview of the DAVINCI architecture. A raster CAD sketch image is processed by a transformer encoder/decoder. Predicted [prim]-embeddings and [constr]-embeddings are used to infer primitive tokens and geometric constraints between primitives.

### 3.1 CAD Sketch Graph Inference

DAVINCI is an encoder/decoder transformer network that jointly learns primitive parameterizations and their constraint relationships (*i.e.* sketch graph  $(\mathcal{P}^n, \mathcal{C}^m)$ ) from a raster CAD sketch image  $\mathbf{X}$ . To that end, it learns two types of token embeddings; [prim]-embeddings and [constr]-embeddings. A [prim]-embedding is learned for each primitive token and can be directly decoded to the token value  $t^k$  via dedicated MLP heads. [constr]-embeddings are utilized for constraint inference. For each primitive, we learn 4 [constr]-embeddings, each corresponding to a different primitive subreference. A constraint prediction MLP head is used on the pair-wise combinations of these [constr]-embeddings to infer the existence of geometric constraints between subreferences of primitives. Note that the [constr]-embeddings are learned per primitive (*i.e.* node) and not per constraint (*i.e.* undirected edge). Such an alternative would require a total of  $4n(4n-1)/2$  [constr]-embeddings (*i.e.* quadratic *w.r.t* to the number of nodes), whereas the proposed approach only requires  $4n$  [constr]-embeddings (*i.e.* linear *w.r.t* to the number of nodes). This modeling approach is motivated by the recently proposed Relationformer [62] for image-to-graph generation. Compared to [62], DAVINCI infers multiple relationship embeddings to query different types of possible primitive subreferences. An overview of DAVINCI is depicted in Figure 2.

### 3.2 DAVINCI Architecture

First, a convolutional backbone  $\Psi_f$  extracts a set of image features  $\mathbf{f} \in \mathbb{R}^{d_f \times h \times w}$  for input sketch image  $\mathbf{X}$ . The input feature map  $\mathbf{f}$  is combined with fixed positional embeddings [27] and processed by a transformer encoder  $\Psi_v$ . Then, a decoder  $\Psi_d$  maps learnable query vectors into  $8n$  [prim]-embeddings  $\{\zeta_i^k\}_{i \in [1..n]}^{k \in [1..8]} \in \mathbb{R}^{d_e}$  and  $4n$  [constr]-embeddings  $\{\eta_i^k\}_{i \in [1..n]}^{k \in [1..4]} \in \mathbb{R}^{d_e}$  via cross attention on the features encoded by  $\Psi_v$ . Learned embeddings are processed by two categories of output heads, the *primitive token prediction heads* and *constraint prediction head*.

**Primitive Token Prediction Heads.** Each [prim]-embedding  $\zeta_i^k$  is mapped to the corresponding primitive token values via 3-layer MLPs. We use 3 heads  $\Psi_{type} : \mathbb{R}^{d_e} \rightarrow [1..5]$  for

type token prediction,  $\Psi_{param} : \mathbb{R}^{de} \rightarrow \llbracket 1..64 \rrbracket$  for token parameters, and  $\Psi_{is-constr} : \mathbb{R}^{de} \rightarrow \llbracket 0..1 \rrbracket$  for the is-construction flag.

**Constraint Prediction Head.** This head consisting of a 3-layer MLP,  $\Psi_{constr}$ , which infers the existence of a geometric constraint within a pair of `[constr]`-embeddings from different primitives. Since constraint relationships are undirected, we ensure permutation invariance on the input pair of `[constr]`-embeddings. This is done by concatenating the sum and subtraction of the two embeddings, *i.e.*  $[\eta_i^k + \eta_j^k, \eta_i^k - \eta_j^k]$ . We then learn the mapping  $\Psi_{constr} : \mathbb{R}^{2de} \rightarrow \llbracket 1..(T+1) \rrbracket$  where  $T+1$  are the number of constraints plus the  $\emptyset$ -constraint class.

### 3.3 DAVINCI Training Loss

DAVINCI is trained for joint primitive parameterization and constraint inference. Primitive tokens are learned via a standard cross-entropy classification loss between predicted  $\hat{t}_i^k$  and ground truth  $t_i^k$  tokens. Note that as a set-based transformer model, one-to-one correspondence  $\hat{\pi} \in \Pi_n$  between predicted and ground truth primitive tokens, is computed through optimal bipartite matching via the Hungarian matching [14] algorithm (as in [8]). Here,  $\Pi_n$  denotes the space of all bijections from the set  $\llbracket 1..n \rrbracket$  to itself. To predict geometric constraints, we also employ a cross-entropy loss between predicted  $\hat{c}_{i,j}^{s_i,s_j}$  and ground truth constraints  $c_{i,j}^{s_i,s_j}$ . Note that the obtained primitive bipartite matching is used on constraint loss computation. Given that geometric constraints are highly sparse, most pairwise `[constr]`-embedding combinations would be categorized as  $\emptyset$ -constraints. To ensure that the learning space will be limited to only valid subreference combinations, we select `[constr]`-embedding pairs conditioned on the corresponding primitive types. In particular, we define the valid combinations  $S = \left\{ (i, s_i, j, s_j) \mid i, j \in \llbracket 1..n \rrbracket, s_i \in \mathcal{V}(t_i^1), s_j \in \mathcal{V}(t_j^1) \right\}$ , where  $\mathcal{V}(1) \in \llbracket 1..4 \rrbracket$ ,  $\mathcal{V}(2) \in \{2, 3\}$ ,  $\mathcal{V}(3) \in \{1, 2, 4\}$  and  $\mathcal{V}(4) \in \{4\}$  for primitive types  $t_i^1$  (*i.e.* arc, circle, line, and point). Following this strategy, topologically invalid pairs (*e.g.* `<circle.start - line.end>`) would be removed from the loss computation. The total loss has the form,

$$\mathcal{L}_{total} = \sum_{i=1}^n \sum_{k=1}^8 \mathcal{L}_{cls}(t_i^k, \hat{t}_{\hat{\pi}(i)}^k) + \sum_{\{i,s_i,j,s_j\} \in S} \mathcal{L}_{cls}(c_{i,j}^{s_i,s_j}, \hat{c}_{\hat{\pi}(i),\hat{\pi}(j)}^{s_i,s_j}), \quad (1)$$

where  $\mathcal{L}_{cls}$  is the standard cross-entropy classification loss. During constraint inference, we similarly use the valid combination set  $S$  (conditioned on the predicted primitive type  $\hat{t}_i^1$ ).

## 4 Constraint Preserving Transformations

Constraint-Preserving Transformations (CPTs) introduce a novel approach for data augmentation in CAD sketches. The core idea is to leverage the existing geometric constraints within sketches to generate plausible variations of the original design. The augmentation process is enabled via integration with FreeCAD software’s API [5]. A random local perturbation, such as the translation of a sketch point, is automatically applied to the CAD sketch. Due to the constraints associated with the manipulated point, this local change cascades across the sketch, modifying the parameterization of all connected primitives. Importantly, these transformations preserve the original geometric and topological relationships set by the constraints. The rationale behind CPTs stems from the foundational concept of design intent in CAD, which is intrinsically linked to how a sketch reacts to modifications [12]. During the design process,

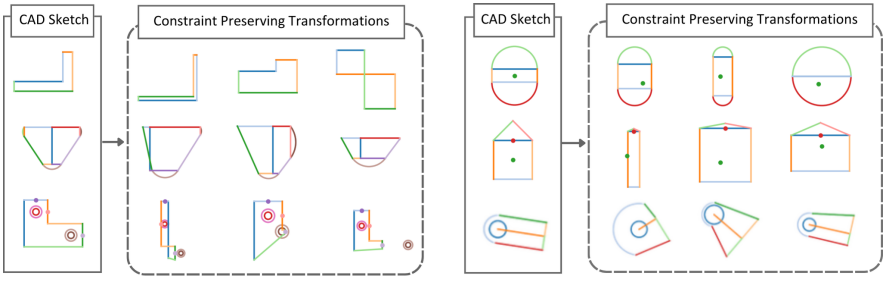


Figure 3: Example Constraint-Preserving Transformations (CPTs) of CAD sketches from *CPTSketchGraphs*. CPTs are generated via intergration with the FreeCAD API [8].

CAD engineers strategically establish constraints to enable specific degrees of freedom while suppressing others, thus guiding the permissible parametrizations of the sketch. In essence, CPTs synthesize potential CAD sketches that remain within the boundaries defined by the designer, ensuring that the generated sketches are valid instances under the original design specifications.

To generate CPTs, we perform  $M$  subsequent perturbations on randomly sampled sketch subreferences (see Figure 4). Each perturbation involves a displacement vector that shifts the original sub-reference to a new location within a predefined bounding box, denoted as  $bbox_{disp}$ . This bounding box is configured as a square, centered at the sub-reference’s original coordinate. The width  $w_b$  of  $bbox_{disp}$ , is dependent to the extent of the sampled primitive. It is important to note that not all displacements will necessarily result in novel sketch parameterizations, since some CAD sketches may be fully constrained (*i.e.* having no degrees of freedom). Some examples of CPTs are illustrated in Figure 3. By applying CPTs on SketchGraphs dataset [80], originally formed by 1.5 million CAD sketches, we introduce *CPTSketchGraphs*, a dataset comprising 80 million CAD sketches.

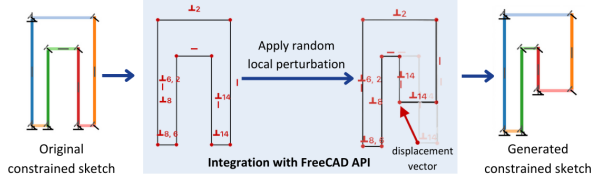


Figure 4: Formation of a CPT via random local perturbations.

## 5 Experiments

**Dataset.** We evaluate the performance of DAVINCI on the SketchGraphs dataset [80]. We follow the preprocessing of [80] to remove duplicates and simplistic sketches. The dataset includes 1.53 million samples. We use the train/val splits of [80] and perform testing on a set of 5000 sketches. Hand-drawn sketches are generated via the synthesis process of [80]. DAVINCI considers the following types of constraints: *coincident*, *concentric*, *equal*, *fix*, *horizontal*, *midpoint*, *normal*, *offset*, *parallel*, *perpendicular*, *quadrant*, *tangent*, *vertical*.

**Implementation Details.** Sketch images are of dimension  $128 \times 128$ . For the backbone  $\Psi_f$ , we employ a U-Net [79] with a ResNet34 [12] encoder that produces a 16 dimensional feature map. The transformer modules  $\Psi_v$  and  $\Psi_d$  are formed by 4 layers each, with 8 heads and 256 latent dimensions. As in [80], the maximum number of primitives is fixed to  $n = 16$ . DAVINCI is trained for 90 epochs with a batch size of 2048 and a learning rate of  $3.5 \times 10^{-4}$ , that is scaled by a factor of 0.3 after 80 epochs. We implemented all modules in Pytorch [78]. An epoch takes approximately 30 mins on 4 NVIDIA A100’s.



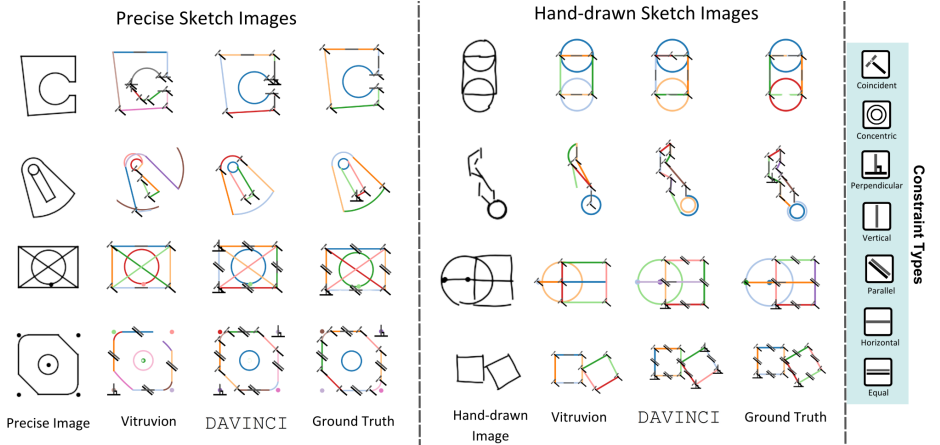


Figure 5: Qualitative comparison with Vitruvion [51].

Method	Precise Sketch Images				Hand-drawn Sketch Images			
	<i>Acc</i> ↑	<i>CD</i> ↓	<i>PFI</i> ↑	<i>CFI</i> ↑	<i>Acc</i> ↑	<i>CD</i> ↓	<i>PFI</i> ↑	<i>CFI</i> ↑
Vitruvion [51]	0.8228	0.2702	0.8302	0.1915	0.6736	0.9271	0.6976	0.2392
DAVINCI	<b>0.8826</b>	<b>0.2650</b>	<b>0.9172</b>	<b>0.6281</b>	<b>0.8315</b>	<b>0.5966</b>	<b>0.8801</b>	<b>0.6284</b>

Table 2: Quantitative comparison with Vitruvion on the SketchGraphs dataset [50]. Both methods are trained on precise and hand-drawn sketches.

**Evaluation.** For evaluating primitive recovery, we utilize three metrics; Accuracy (*Acc*), Primitive F1 Score (*PFI*) and bidirectional Chamfer Distance (*CD*). Accuracy is calculated *w.r.t* the ground truth token sequence. *PFI* considers a true-positive to be a primitive with correctly predicted type and all parameters within 5 quantization units as in [43]. For *CD* computation, we sample points uniformly on predicted and ground truth primitives. Constraint prediction is evaluated in terms of Constraint F1 Score (*CFI*) as in [43]. A constraint relationship is considered a true-positive only if all involved primitives are also true-positives. Note that since DAVINCI is a set-based method, correspondence *w.r.t* the ground truth is recovered prior to evaluation.

## 5.1 Constrained CAD Sketch Inference

We start by evaluating the effectiveness of DAVINCI for joint primitive and constraint inference from CAD sketch raster images. Comparison in Table 2 is performed with the state-of-the-art method of Vitruvion [51] on both precise and hand-drawn images. Both DAVINCI and Vitruvion [51] are trained on SketchGraphs. To assess the proposed DAVINCI architecture, we do not include CPT augmentations for this experiment.

The proposed DAVINCI outperforms Vitruvion [51] at both primitive and constraint levels on all metrics by a large margin. A qualitative comparison of the two methods is provided in Figure 5. We additionally compare DAVINCI to SketchConcepts [43] on a hand-drawn setting in Table 3. For this experiment, we utilize the same splits as [43], which differ from the splits used in Table 2. Note that [43] detects constraints as relationships between primitives without predicting constraint subreferences

Method	<i>PFI</i> ↑	<i>CFI</i> ↑
SketchConcepts [43]	0.711	0.368
DAVINCI	<b>0.822</b>	<b>0.601</b>

Table 3: Comparison with [43] on hand-drawn CAD sketches.



Method	Dataset Size	Precise Sketch Images				Hand-drawn Sketch Images			
		<i>Acc</i> ↑	<i>CD</i> ↓	<i>PFI</i> ↑	<i>CFI</i> ↑	<i>Acc</i> ↑	<i>CD</i> ↓	<i>PFI</i> ↑	<i>CFI</i> ↑
upper bound / no augmentations	100k	0.7792	1.3294	0.7082	0.3725	0.7065	1.4811	0.6824	0.3746
lower bound / no augmentations	1k	0.4845	5.5323	0.1081	0.0108	0.4808	4.8397	0.1250	0.0120
<i>synthetic CAD sketches</i>	1k	0.5989	2.9880	0.3536	0.1152	0.5241	2.9955	0.3650	0.1393
<i>rotated CAD sketches</i>	1k	0.6603	2.4751	0.4607	0.1756	0.5656	2.7377	0.4079	0.1261
CPTs	1k	<b>0.7006</b>	<b>1.9148</b>	<b>0.5791</b>	<b>0.2882</b>	<b>0.6182</b>	<b>2.0164</b>	<b>0.5508</b>	<b>0.2760</b>

Table 4: Comparison of different CAD sketch augmentation strategies.

(e.g. start, mid, end points). Therefore, we adapted the calculation of the *CFI* to exclude subreferences in the true-positive computation. Our proposed method surpasses SketchConcepts<sup>3</sup> [43] by a significant margin.

## 5.2 Effectiveness of the Constraint Preserving Transformations

This section evaluates the effectiveness of the proposed Constraint Preserving Transformations (CPTs) as an augmentation strategy for constrained CAD sketch parameterization. We compare CPTs with two augmentation strategies; *synthetic* and *rotated* CAD sketches.

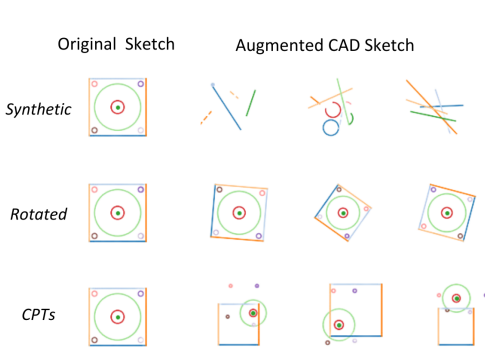


Figure 6: Investigated augmentation strategies.

1000 CAD sketches from SketchGraphs [60] ( $\approx 0.1\%$  of the full dataset). We generate 100 augmentations per sketch for each augmentation method, leading to a training set of 100k samples. During training, the model is trained with both augmented sketches (sampled with a probability of 0.7) and original samples. As an upper bound, we also report the performance of a model trained with 100k samples from SketchGraphs. Results are summarized in Table 4. We observe that when trained without any augmentations (lower bound), DAVINCI completely underperforms. Both augmentation baseline methods enhance model performance at primitive and constraint levels. Overall, CPT-based augmentations achieve the best results, reaching a comparable performance *w.r.t* the upper bound ( $\approx 89\%$  of upper bound *Acc* and  $\approx 75\%$  of *CFI*).

## 5.3 Ablation Study and Future Reverse Engineering Applications

**Ablation Study.** We conduct an ablation study on the effect of joint primitive parameterization and constraint inference that is enabled by DAVINCI. Existing methods treat primitive and

<sup>3</sup>Results for SketchConcepts are taken directly from the supplementary material of the paper [43], as the implementation of constrained CAD sketch parameterization from images is not publicly available.

Primitive Prediction	Constraint Prediction	Precise CF1 $\uparrow$	Hand-drawn CF1 $\uparrow$
Vitruvion [51]	Vitruvion [51]	0.1915	0.2392
DAVINCI	Vitruvion [51]	0.2677	0.2349
DAVINCI(joint inference)		<b>0.6281</b>	<b>0.6284</b>

Table 5: Ablation study on constraint inference.

Method	Precise Sketch Images			Hand-drawn Sketch Images		
	Acc $\uparrow$	CD $\downarrow$	PFI $\uparrow$	Acc $\uparrow$	CD $\downarrow$	PFI $\uparrow$
DAVINCI w/o Constraints	0.8791	0.3147	0.9110	0.8230	0.5946	0.8729
DAVINCI	<b>0.8826</b>	<b>0.2650</b>	<b>0.9172</b>	<b>0.8315</b>	<b>0.5966</b>	<b>0.8801</b>

Table 6: Ablation study on primitive parameterization.

constraint inference as separate problems addressed via two-stage pipelines [26, 51]. This decomposition can lead to diminished performance, as errors in primitive prediction adversely affect subsequent constraint inference. In Table 5, we report the performance of the constraint prediction model of Vitruvion [51], for different input primitive parameterizations. We observe that the constraint prediction performance of [51] is improved when initial primitive prediction is provided by DAVINCI, particularly on precise sketches. Additionally, jointly training primitives and constraints enabled by DAVINCI, helps prevent the accumulation of errors and achieves superior constraint inference performance across both precise and hand-drawn images. The effect of joint training is less apparent on primitive parameterization performance. We observe in Table 6, that a variant of DAVINCI trained with the primitive parameterization loss only, can be on-par with the joint training model.

**Future Applications.** In addition to precise and hand-drawn inputs, DAVINCI can also enable constrained CAD sketch inference on 2D cross-sections of 3D scans. Cross-sections are critical components of CAD reverse engineering pipelines [10] and are obtained by designers via intersecting an existing 3D scan with a selected 2D plane. Figure 7 presents preliminary qualitative examples of DAVINCI applicability within this reverse engineering scenario. Note that on this setting, DAVINCI is trained on SketchGraphs. The quantitative evaluation is not included as there is no annotated cross-section dataset available.

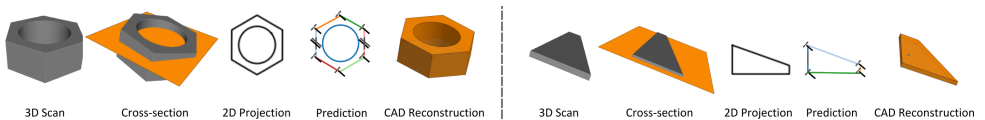


Figure 7: Parameterization of 2D cross-sections.

## 6 Conclusion and Future Works

This paper presents DAVINCI, a novel single-stage architecture for constrained CAD sketch parameterization from CAD sketch raster images. The proposed method achieves the state-of-the-art performance on both precise and hand-drawn CAD sketch images. We also propose Constraint Preserving Transformations (CPTs) as a novel augmentation strategy tailored to CAD sketches that allows effective model performance under limited data scenarios. We believe that the proposed CPTs can be beneficial for large-scale training of constrained CAD sketch parameterization models. Such investigation, enabled by the proposed *CPTSketch-Graphs* dataset of 80 million CPTs, is left for future work. Building a dataset of cross-sections and validating DAVINCI on it is also left for future investigations.

## 7 Acknowledgements

The present work is supported by the National Research Fund (FNR), Luxembourg, under the BRIDGES2021/IS/16849599/FREE-3D project and by Artec3D.

## References

- [1] Francesco Buonomi, Monica Carfagni, Rocco Furferi, Lapo Governi, Alessandro Lapini, and Yary Volpe. Reverse engineering modeling methods and tools: a survey. *Computer-Aided Design and Applications*, 2018.
- [2] Nicolas Carion, Francisco Massa, Gabriel Synnaeve, Nicolas Usunier, Alexander Kirillov, and Sergey Zagoruyko. End-to-end object detection with transformers. In *ECCV*, 2020.
- [3] Jun Chen, Aniket Agarwal, Sherif Abdelkarim, Deyao Zhu, and Mohamed Elhoseiny. Reltransformer: A transformer-based long-tail visual relationship recognition. In *CVPR*, 2022.
- [4] Kseniya Cherenkova, Elona Dupont, Anis Kacem, Ilya Arzhannikov, Gleb Gusev, and Djamila Aouada. Sepicnet: Sharp edges recovery by parametric inference of curves in 3d shapes. In *CVPRW*, 2023.
- [5] FreeCAD Community. FreeCAD, 2024. URL <https://www.freecad.org>.
- [6] Pedro Company, Ferran Naya, Manuel Contero, and Jorge D. Camba. On the role of geometric constraints to support design intent communication and model reusability. *Computer-Aided Design and Applications*, 2019.
- [7] Yuren Cong, Michael Ying Yang, and Bodo Rosenhahn. Reltr: Relation transformer for scene graph generation. *IEEE TPAMI*, 2023.
- [8] Naina Dhirga, Florian Ritter, and Andreas Kunz. Bgt-net: Bidirectional gru transformer network for scene graph generation. In *CVPR*, 2021.
- [9] Alexey Dosovitskiy, Lucas Beyer, Alexander Kolesnikov, Dirk Weissenborn, Xiaohua Zhai, Thomas Unterthiner, Mostafa Dehghani, Matthias Minderer, Georg Heigold, Sylvain Gelly, Jakob Uszkoreit, and Neil Houlsby. An image is worth 16x16 words: Transformers for image recognition at scale. In *ICLR*, 2020.
- [10] Elona Dupont, Kseniya Cherenkova, Anis Kacem, Sk Aziz Ali, Ilya Arzhannikov, Gleb Gusev, and Djamila Aouada. Cadops-net: Jointly learning cad operation types and steps from boundary-representations. *3DV*, 2022.
- [11] Yaroslav Ganin, Sergey Bartunov, Yujia Li, Ethan Keller, and Stefano Saliceti. Computer-aided design as language. In *NeurIPS*, 2021.
- [12] Kaiming He, Xiangyu Zhang, Shaoqing Ren, and Jian Sun. Deep residual learning for image recognition. In *CVPR*, 2016.
- [13] PTC Inc. Onshape, 2024. URL <https://www.onshape.com>.

- [14] Ahmet Serdar Karadeniz, Dimitrios Mallis, Nesryne Mejri, Kseniya Cherenkova, Anis Kacem, and Djamila Aouada. Picasso: A feed-forward framework for parametric inference of cad sketches via rendering self-supervision. *arXiv:2407.13394*, 2024.
- [15] Mohammad Sadil Khan, Elona Dupont, Sk Aziz Ali, Kseniya Cherenkova, Anis Kacem, and Djamila Aouada. Cad-signet: Cad language inference from point clouds using layer-wise sketch instance guided attention. In *CVPR*, 2024.
- [16] Harold W Kuhn. The hungarian method for the assignment problem. *NRLQ*, 1955.
- [17] Sofia Kyratzi and Philip Azariadis. A constraint-based framework to recognize design intent during sketching in parametric environments. *Computer-Aided Design and Applications*, 2021.
- [18] Sofia Kyratzi and Philip N. Azariadis. Integrated design intent of 3d parametric models. *Computer Aided Design*, 2022.
- [19] Chen Li and Gim Hee Lee. Generating multiple hypotheses for 3d human pose estimation with mixture density network. In *CVPR*, 2019.
- [20] Runtao Liu, Qian Yu, and Stella X Yu. Unsupervised sketch to photo synthesis. In *ECCV*, 2020.
- [21] Yichao Lu, Himanshu Rai, Jason Chang, Boris Knyazev, Guangwei Yu, Shashank Shekhar, Graham W Taylor, and Maksims Volkovs. Context-aware scene graph generation with seq2seq transformers. In *ICCV*, 2021.
- [22] Weijian Ma, Minyang Xu, Xueyang Li, and Xiangdong Zhou. Multicad: Contrastive representation learning for multi-modal 3d computer-aided design models. In *CIKM*, 2023.
- [23] Dimitrios Mallis, Ali Sk Aziz, Elona Dupont, Kseniya Cherenkova, Ahmet Serdar Karadeniz, Mohammad Sadil Khan, Anis Kacem, Gleb Gusev, and Djamila Aouada. Sharp challenge 2023: Solving cad history and parameters recovery from point clouds and 3d scans. overview, datasets, metrics, and baselines. In *ICCVW*, 2023.
- [24] Julieta Martinez, Rayat Hossain, Javier Romero, and James J Little. A simple yet effective baseline for 3d human pose estimation. In *ICCV*, 2017.
- [25] Jeffrey M. Otey, Manuel Contero, and Jorge D. Camba. Revisiting the design intent concept in the context of mechanical cad education. *Computer-aided Design and Applications*, 2018.
- [26] Wamiq Para, Shariq Bhat, Paul Guerrero, Tom Kelly, Niloy Mitra, Leonidas J Guibas, and Peter Wonka. Sketchgen: Generating constrained cad sketches. *NeurIPS*, 2021.
- [27] Niki Parmar, Ashish Vaswani, Jakob Uszkoreit, Lukasz Kaiser, Noam M. Shazeer, Alexander Ku, and Dustin Tran. Image transformer. In *ICML*, 2018.
- [28] Adam Paszke, Sam Gross, Soumith Chintala, Gregory Chanan, Edward Yang, Zach DeVito, Zeming Lin, Alban Desmaison, Luca Antiga, and Adam Lerer. Automatic differentiation in pytorch. 2017.

- [29] Olaf Ronneberger, Philipp Fischer, and Thomas Brox. U-net: Convolutional networks for biomedical image segmentation. In *MICCAI*, 2015.
- [30] Ari Seff, Yaniv Ovadia, Wenda Zhou, and Ryan P. Adams. SketchGraphs: A large-scale dataset for modeling relational geometry in computer-aided design. In *ICMLW*, 2020.
- [31] Ari Seff, Wenda Zhou, Nick Richardson, and Ryan P Adams. Vitruvion: A generative model of parametric cad sketches. In *ICLR*, 2022.
- [32] Suprosanna Shit, Rajat Koner, Bastian Wittmann, Johannes Paetzold, Ivan Ezhov, Hongwei Li, Jiazhen Pan, Sahand Sharifzadeh, Georgios Kaissis, Volker Tresp, et al. Relationformer: A unified framework for image-to-graph generation. In *ECCV*, 2022.
- [33] Ke Sun, Bin Xiao, Dong Liu, and Jingdong Wang. Deep high-resolution representation learning for human pose estimation. In *CVPR*, 2019.
- [34] Xiao Sun, Jiaxiang Shang, Shuang Liang, and Yichen Wei. Compositional human pose regression. In *ICCV*, 2017.
- [35] Dassault Systèmes. Solidworks, 2024. URL <https://www.solidworks.com>.
- [36] Bugra Tekin, Isinsu Katircioglu, Mathieu Salzmann, Vincent Lepetit, and Pascal Fua. Structured prediction of 3d human pose with deep neural networks. In *BMVC*, 2016.
- [37] Bugra Tekin, Pablo Márquez-Neila, Mathieu Salzmann, and Pascal Fua. Learning to fuse 2d and 3d image cues for monocular body pose estimation. In *ICCV*, 2017.
- [38] Karl DD Willis, Pradeep Kumar Jayaraman, Joseph G Lambourne, Hang Chu, and Yewen Pu. Engineering sketch generation for computer-aided design. In *CVPR*, 2021.
- [39] Rundi Wu, Chang Xiao, and Changxi Zheng. Deepcad: A deep generative network for computer-aided design models. In *ICCV*, 2021.
- [40] Bin Xiao, Haiping Wu, and Yichen Wei. Simple baselines for human pose estimation and tracking. In *ECCV*, 2018.
- [41] Peng Xu, Timothy M. Hospedales, Qiyue Yin, Yi-Zhe Song, Tao Xiang, and Liang Wang. Deep learning for free-hand sketch: A survey. *IEEE TPAMI*, 2020.
- [42] Sen Yang, Zhibin Quan, Mu Nie, and Wankou Yang. Transpose: Keypoint localization via transformer. In *ICCV*, 2021.
- [43] Yuezhi Yang and Hao Pan. Discovering design concepts for cad sketches. In *NeurIPS*, 2022.
- [44] Qian Yu, Yongxin Yang, Feng Liu, Yi-Zhe Song, Tao Xiang, and Timothy M. Hospedales. Sketch-a-net: A deep neural network that beats humans. *IJCV*, 2016.
- [45] Andrei Zanfir, Elisabeta Marinoiu, Mihai Zanfir, Alin-Ionut Popa, and Cristian Sminchisescu. Deep network for the integrated 3d sensing of multiple people in natural images. In *NeurIPS*, 2018.
- [46] Yingzhong Zhang and Xiaofang Luo. Design intent information exchange of feature-based cad models. *WRI CSIE*, 2009.

- [47] Ying Zheng, Hongxun Yao, Xiaoshuai Sun, Shengping Zhang, Sicheng Zhao, and Fatih Murat Porikli. Sketch-specific data augmentation for freehand sketch recognition. *Neurocomputing*, 2019.