

From explicit to spontaneous charge order and the fate of antiferromagnetic quantum Hall state

Mohsen Hafez-Torbati^{1,*}

¹*Department of Physics, Shahid Beheshti University, 1983969411, Tehran, Iran*

The antiferromagnetic quantum Hall insulator (AFQHI) where one of the spin components is in the quantum Hall state and the other in the trivial state is an established phase emerging as a result of the Hubbard repulsion in spinful quantum Hall systems. The stabilization of the AFQHI requires a charge order preventing the effect of the spin-flip transformation on the electronic state to be compensated by a space group operation, and is often induced via an ionic potential. While one would naively expect the nearest-neighbor (NN) density-density interaction favoring spontaneous charge order to result in qualitatively similar phenomena an analysis of the Haldane-Hubbard model extended by the NN interaction finds no AFQHI. Here, by considering an extended version of the Harper-Hofstadter-Hubbard model we go beyond the honeycomb structure and show that the realization of the AFQHI generically requires an explicit charge order and cannot be emerged through a spontaneous charge order. We unveil how the AFQHI disappears upon approaching from the explicit to the spontaneous charge ordering limit. Our findings shine more light on the stabilization conditions of the AFQHI which can guide the future optical lattice experiments searching for this intriguing magnetic topological insulator phase.

I. INTRODUCTION

The Hubbard model serves as a paradigm for the study of the metal to Mott insulator transition [1]. Extensions of the model are introduced to search for novel quantum phases of matter that may exist between conventional ones. Two famous examples are the ionic Hubbard model and the extended Hubbard model. In the former model, an ionic potential Δ inducing an explicit charge order is added to the Hubbard Hamiltonian, while in the latter model a NN interaction V favoring a spontaneous charge order is included. In one dimension, accurate and consistent results by different methods for both models are available suggesting a spontaneously dimerized insulator between the quasi-long-range order Mott insulator at strong and the charge-density-wave insulator (CDWI) at weak Hubbard interaction U [2–11]. The main difference between the phase diagrams of the two models is that, in the ionic Hubbard model the spontaneously dimerized insulator phase persists for large values of U and Δ [3, 4] while in the extended Hubbard model it disappears beyond a critical end-point in the U - V phase diagram [8, 9]. In two dimensions, the results for the existence and nature of intermediate phase(s) are controversial [12–18] although generally one would expect less tendency towards dimerization and a large tendency towards long-range AF order in contrast to the one-dimensional case.

Similarly, the Haldane model in the presence of the Hubbard interaction and the ionic potential is investigated searching for novel topological phases which can be stabilized by strong interaction. The emergence of an AFQHI with the Chern number $\mathcal{C} = 1$, initially reported in a mean-field theory analysis [19], is confirmed by a variety of methods [20–23]. The phase is found to be generic and not restricted only to the honeycomb structure or to a particular type of the AF or the charge order [24]. The essential prerequisite is the absence of a space-group operation to compensate the effect of the spin-flip transformation on the electronic state. Otherwise, the

two spin components cannot fall in distinct topological states and a $\mathcal{C} = 1$ AFQHI cannot occur [24]. Naively, it might have been expected that replacing the ionic potential with the NN density-density interaction in the Haldane-Hubbard model would still support the emergence of the AFQHI phase. At least in the mean-field approximation the NN interaction reduces to an effective ionic potential conveying the sense that the two terms would exhibit qualitatively similar phenomena. However, an analysis of the Haldane-Hubbard model extended by the NN interaction using a combination of the mean-field theory approximation, density-matrix renormalization group method, and the exact diagonalization (ED) of finite clusters finds no AFQHI in the phase diagram of the model [25].

In this paper, by considering an extended version of the Harper-Hofstadter-Hubbard model we go beyond the honeycomb structure and demonstrate that the absence of the AFQHI in the Haldane-Hubbard model with the NN interaction is not accidental but reflects a generic feature which goes beyond a specific model. We confirm that the system either develops a spontaneous charge order, or an AF order, or a non-trivial topology. The three features never coexistence and the AFQHI never stabilizes. We stabilize the AFQHI through an ionic potential Δ inducing an explicit charge order in the system. We map out the phase diagram of the model in the Δ - V plane and show how the AFQHI disappears beyond a critical end-point as the limit of zero Δ is approached. Our findings suggest that the realization of the $\mathcal{C} = 1$ AFQHI generically requires an explicit charge order and cannot be achieved via a spontaneous charge order.

II. EXTENDED HARPER-HOFSTADTER-HUBBARD MODEL

The Harper-Hofstadter model [26] and the Haldane model [27] are two prototype models to acquire Bloch bands with non-trivial Chern numbers [28]. Both models are realized on optical lattices using the laser-assisted tunneling [29, 30] and the lattice-shaking techniques [31]. The high control and tun-

* m.hafeztorbati@gmail.com

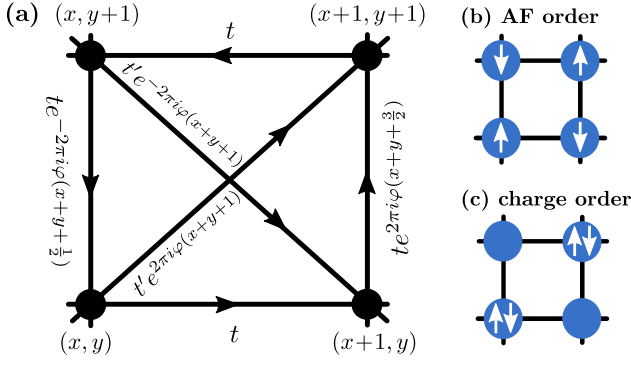


FIG. 1. Schematic representation of the hopping term (2) in (a), the Néel AF order in (b), and the checkerboard charge order in (c).

ability of parameters on optical lattices has motivated the theoretical studies of various extensions of these models [32–34]. To address the fundamental question of the role of explicit and spontaneous charge ordering on the stabilization of the AFQHI we consider the extended Harper-Hofstadter-Hubbard model

$$H = H_t + \Delta \sum_{\vec{r}} (-1)^{x+y} n_{\vec{r}} + U \sum_{\vec{r}} n_{\vec{r},\downarrow} n_{\vec{r},\uparrow} + V \sum_{\langle \vec{r}, \vec{r}' \rangle} n_{\vec{r}} n_{\vec{r}'} \quad (1)$$

with the hopping term

$$H_t = - \sum_{\vec{r}, \sigma} \left(t c_{\vec{r}+\hat{x}, \sigma}^\dagger c_{\vec{r}, \sigma} + t e^{2\pi i \varphi (x+y+\frac{1}{2})} c_{\vec{r}+\hat{y}, \sigma}^\dagger c_{\vec{r}, \sigma} + t' \times e^{2\pi i \varphi (x+y+1)} (c_{\vec{r}+\hat{x}+\hat{y}, \sigma}^\dagger c_{\vec{r}, \sigma} + c_{\vec{r}+\hat{y}, \sigma}^\dagger c_{\vec{r}+\hat{x}, \sigma}) + \text{H.c.} \right). \quad (2)$$

The operators $c_{\vec{r}, \sigma}^\dagger$ and $c_{\vec{r}, \sigma}$ are the fermionic creation and annihilation operators at the lattice site \vec{r} with the z component of spin $\sigma = \uparrow, \downarrow$. The occupation number operator $n_{\vec{r}, \sigma} := c_{\vec{r}, \sigma}^\dagger c_{\vec{r}, \sigma}$ and $n_{\vec{r}} := n_{\vec{r}, \uparrow} + n_{\vec{r}, \downarrow}$. The summation over $\vec{r} = x\hat{x} + y\hat{y} = (x, y)$ spans the square lattice with the lattice constant set to unity. We consider the system at half-filling.

The hopping term H_t is the Harper-Hofstadter model extended by the next-nearest-neighbor (NNN) hopping. The parameter φ is the magnetic flux entering the unit square, in units of magnetic flux quantum. For simplicity we consider $\varphi = 1/2$ which satisfies our purposes here and choose a typical value $t' = 0.25t$ for the NNN hopping throughout this paper. The presence of the NNN hopping term in Eq. (2) is necessary in order to realize a quantum Hall state at half-filling otherwise the system would be a semi-metal [35]. One notes that the Harper-Hofstadter model is usually written using the Landau gauge $\vec{A} = Bx\hat{y}$ which makes the hopping phase depend only on the x coordinate. In writing Eq. (2) we have employed the modified gauge $\vec{A} = B(x+y)\hat{y}$ which in the current problem has the advantage of reducing the number of lattice sites in the unit cell from four to two in both the checkerboard CDWI phase and in the Néel AF phase. However, we still refer to the model as the Harper-Hofstadter model since

the difference is only a gauge transformation. The extended Harper-Hofstadter model in Eq. (2), the Néel AF order, and the checkerboard charge order are schematically depicted in different panels of Fig. 1.

The second term in Eq. (1) is the ionic potential which gives the onsite energy $+\Delta$ to the even (A) sublattice defined by the lattice sites with $x+y$ even and the onsite energy $-\Delta$ to the odd (B) sublattice defined by the lattice sites with $x+y$ odd. The ionic potential induces an explicit charge order with a larger particle density on the odd and a lower particle density on the even sublattice. The third term in Eq. (1) is the local Hubbard interaction which favours AF ordering. The last term is the NN interaction. The notation $\langle \vec{r}, \vec{r}' \rangle$ restricts \vec{r} and \vec{r}' to be NN with the interaction on each lattice bond counted only once. The NN repulsive interaction favours only one sublattice (even or odd) to be occupied leading to a spontaneous charge order in the absence of Δ .

One notes that the flux φ is due to artificial gauge fields [36] which is why we have added no Zeeman term to the Hamiltonian in Eq. (1). In the absence of interaction, $U = V = 0$, the Hamiltonian in momentum space reduces to a two-level problem which represents a quantum Hall insulator (QHI) for $|\Delta| < 4t'$ with the Chern number $\mathcal{C} = \mathcal{C}_\uparrow + \mathcal{C}_\downarrow = 2$ and a normal insulator for $|\Delta| > 4t'$. The Hamiltonian (1) serves as a minimal model to study the role of explicit and spontaneous charge ordering on the stabilization of the AFQHI.

III. TECHNICAL ASPECTS

To address the Hamiltonian (1) in different parameter regimes we employ the dynamical mean-field theory (DMFT) which is an established technique for strongly correlated systems [37, 38]. The approach fully takes into account the local quantum fluctuations but ignores the non-local ones by approximating the self-energy to be spatially local, $\Sigma_{\vec{r}, \vec{r}'; \sigma}(i\omega_n) = \Sigma_{\vec{r}, \sigma}(i\omega_n) \delta_{\vec{r}, \vec{r}'}$. The method is extensively applied to different interacting topological systems [20, 24, 39–44]. The phase diagram of the Haldane-Hubbard model studied by different methods is an example confirming that the results obtained by DMFT remain qualitatively correct and taking into account the non-local quantum fluctuations can only slightly modify the phase boundaries [20–23]. We opt for the real-space realization of the DMFT [45, 46] because it permits access not only to the bulk but also to the edge properties on equal footing. We specifically utilize the implementation introduced in Ref. 47 which we have already successfully applied to various similar models [24, 42–44]. We consider lattices of the size $L \times L$ with $L = 40$ and apply periodic boundary conditions in both directions to analyze the bulk properties. We apply periodic boundary conditions in y and open boundary conditions in x direction (cylindrical geometry) to analyze the edge properties. For selective points close to the transition points we have also produced data for $L = 60$ corroborating that the results are independent of the system size. The Anderson impurity problem is solved using the ED method [48] which provides accurate results for local static quantities and allows direct access to the real-frequency

dynamics [37]. We mainly consider the number of bath sites $n_b = 6$ but for selective points close to the phase transitions we show that the results remain indistinguishable from the ones obtained for $n_b = 5$ and 7.

In the limit of large coordination number justifying the DMFT approximation the intersite interactions simplify to their Hartree substitute [49]. We treat the NN interaction in Eq. (1) in the Hartree level,

$$V \sum_{\langle \vec{r}, \vec{r}' \rangle} n_{\vec{r}} n_{\vec{r}'} \approx V \langle n_B \rangle \sum_{\vec{r} \in A} Z_{\vec{r}} n_{\vec{r}} + V \langle n_A \rangle \sum_{\vec{r} \in B} Z_{\vec{r}} n_{\vec{r}} - 2V \langle n_A \rangle \langle n_B \rangle \sum_{\vec{r}} \mathbb{1}, \quad (3)$$

where $\langle n_A \rangle$ and $\langle n_B \rangle$ denote the particle density on the sublattice A and on the sublattice B , and $Z_{\vec{r}}$ is the coordination number for the lattice site \vec{r} . For periodic boundary conditions in both directions one simply has $Z_{\vec{r}} = 4$ independent of \vec{r} . For cylindrical geometries one has $Z_{\vec{r}} = 3$ for the sites at the edges and $Z_{\vec{r}} = 4$ for the other sites. The last contribution written for periodic boundary conditions in both directions is only relevant when comparing the energies of different solutions in the coexistence regions.

For periodic boundary conditions in both directions, bulk properties, the DMFT loop starts with an initial guess for the self-energies $\Sigma_{A,\sigma}(i\omega_n)$ and $\Sigma_{B,\sigma}(i\omega_n)$ as well as the particle densities $\langle n_A \rangle$ and $\langle n_B \rangle$. The values are updated at each iteration until the convergence within a prescribed tolerance is reached. For cylindrical geometry, we ignore the edge effects on the particle density $\langle n_{\vec{r}} \rangle$, which is already utilized in writing Eq. (3), and fix the sublattice densities $\langle n_A \rangle$ and $\langle n_B \rangle$ to what we have already computed for the bulk case. This fixes the Hamiltonian and avoids too many unknown parameters allowing for a faster convergence of the DMFT loop. The DMFT loop starts with an initial guess for the self-energies $\Sigma_{\vec{r},\sigma}(i\omega_n)$ of the sites in the $L \times 2$ unit cell, which are updated at each iteration until the convergence is reached. The outcomes for the particle densities at the bulk and at the edges show a maximum difference of about 10%, which quickly drops as the bulk is approached. This confirms that the edge effects on the particle density is not indeed significant.

To distinguish different phases we compute the staggered charge density n_s , the local magnetization of the Néel AF order m , and the effective ionic potential $\tilde{\Delta}_\sigma$ given by

$$n_s = \frac{1}{4} |\langle n_B - n_A \rangle|, \quad (4a)$$

$$m = \frac{1}{2} |\langle n_{\vec{r},\uparrow} - n_{\vec{r},\downarrow} \rangle|, \quad (4b)$$

$$\tilde{\Delta}_\sigma = \Delta + 2V \langle n_B - n_A \rangle + \frac{\Sigma_{A,\sigma}(0) - \Sigma_{B,\sigma}(0)}{2}. \quad (4c)$$

The staggered charge density n_s is normalized to have the maximum value of $1/2$ similar to the local magnetization. The effective ionic potential $\tilde{\Delta}_\sigma$ determines if the spin component σ is in the quantum Hall state for $|\tilde{\Delta}_\sigma| < 4t'$ or in the normal state for $|\tilde{\Delta}_\sigma| > 4t'$. This characterization of the topological properties of the interacting Hamiltonian (1) relies on the

topological Hamiltonian method [50, 51]. The method allows the identification of the topological invariant of an interacting Hamiltonian using an effective non-interacting model, called topological Hamiltonian. For the current problem, the topological Hamiltonian is given by the non-interacting part of the Hamiltonian (1), with the ionic potential Δ substituted with the effective spin-dependent ionic potential (4c). The spin dependence entering through the self-energies at zero frequency, makes it in principle possible for the different spin components to fall into distinct topological states and hence allows the AFQHI to stabilize. Although the topological Hamiltonian approach focuses only on the poles of the Green's function and has some restrictions in its application [52–54] it can be employed for the current problem and has already been applied successfully to various similar interacting topological systems [20, 24, 39, 41, 44].

Our characterization of the topological nature of different phases does not rely solely on the topological Hamiltonian method. For a non-trivial topological phase predicted by the topological Hamiltonian method, we affirm the existence of gapless charge excitations localized at edges directly for the interacting model. We address the excitations in the bulk and at the edges using a cylindrical geometry with the open boundary condition in the x direction. We calculate the single-particle spectral function

$$\begin{aligned} A_x(\omega) &:= \frac{1}{2} \sum_{\sigma} A_{x,\sigma}(\omega) \\ &:= \frac{1}{4} \sum_{\sigma} (A_{x,y;\sigma}(\omega) + A_{x,y+1;\sigma}(\omega)), \end{aligned} \quad (5)$$

where $A_{x,y;\sigma}(\omega)$ is the local single-particle spectral function at the position $\vec{r} = x\hat{x} + y\hat{y}$ with spin σ . Equation (5) involves averaging over the spin and the two non-equivalent lattice sites in the y direction. In a magnetically ordered phase, the spin-resolved spectral function $A_{x,\sigma}(\omega)$ allows for the distinction of contributions from different spins to the spectral function. We use the Lorentzian broadening with a broadening factor of $0.05t$ in the computation of the spectral function.

It should be mentioned that the cluster DMFT could be employed to go beyond the single-site DMFT and take into account the non-local quantum fluctuations [55]. However, the reperiodization scheme used in the cluster DMFT to restore the translational symmetry can lead to a spurious nonzero Chern number [56]. This is a vital drawback for the current study since our main aim is to check if an AF phase with a nonzero Chern number can emerge. Hence, we opt for the single-site DMFT.

IV. RESULTS

While the existence of a $\mathcal{C} = 1$ AFQHI is demonstrated by a variety of methods in different systems showing explicit charge order [19–24, 57, 58], no AFQHI phase is found in the Haldane-Hubbard model extended by the NN interaction [25]. We first consider the Hamiltonian (1) with no ionic potential, $\Delta = 0$, aiming to unveil whether the absence of the

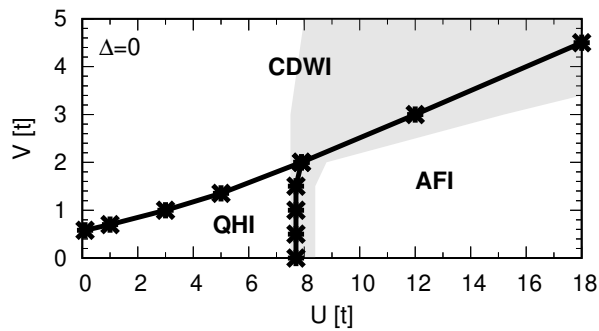


FIG. 2. The ground state phase diagram of the Hamiltonian (1) for the ionic potential $\Delta = 0$. The different phases are the quantum Hall insulator (QHI) with the Chern number $\mathcal{C} = 2$, the topologically trivial Néel antiferromagnetic insulator (AFI), and the topologically trivial charge-density-wave insulator (CDWI). The gray area indicates the coexistence region of the paramagnetic and the AF solutions. The results are for the flux $\varphi = 1/2$ and the next-nearest-neighbor hopping $t' = 0.25t$.

AFQHI in the Haldane-Hubbard model with the NN interaction is accidental or reflects the fact that the AFQHI cannot generically be stabilized via a spontaneous charge order and always requires an explicit charge order.

Figure 2 displays the phase diagram of the model (1) for $\Delta = 0$ in the plane of the Hubbard U and the NN interaction V . The results are for the flux $\varphi = 1/2$ and the NNN hopping parameter $t' = 0.25t$ as for all the other results in this paper. Three different phases are identified. The QHI with the Chern number $\mathcal{C} = \mathcal{C}_\uparrow + \mathcal{C}_\downarrow = 2$ where both \uparrow and \downarrow spins are in the quantum Hall state, the topologically trivial Néel AF insulator (AFI), and the topologically trivial CDWI. The gray area specifies the coexistence region of the paramagnetic and the AF solutions. Transition points within this region are determined by comparing the ground state energies of the two solutions. The system either has an AF order (AFI), or a charge-density order (CDWI), or a non-trivial topology (QHI). No AFQHI is found. One notes that a $\mathcal{C} = 1$ AFQHI with the checkerboard charge and the Néel AF order could in principle exist; there is no symmetry preventing its emergence [24].

The close similarity between the U - V phase diagram 2 obtained using the DMFT for the extended Harper-Hofstadter-Hubbard model and the U - V phase diagram concluded in Ref. 25 for the Haldane-Hubbard model with the NN interaction using a combination of the mean-field theory, density-matrix renormalization group, and the ED of finite clusters provides strong evidence that the AFQHI cannot be stabilized via the NN interaction independent of the details of the model and the lattice structure. This suggests that the realization of the AFQHI always requires an explicit charge order and cannot be achieved through a spontaneous charge order.

An AFQHI is expected to exist at a finite Δ for $V = 0$ and is commonly found in the region $U \sim 2\Delta \gg t$ [19, 20, 23, 24]. A pertinent question that arises and we aim to address next is how the AFQHI disappears as V is introduced and the limit of zero Δ is approached. In the two extreme limits, one can think of an infinitesimal Δ leading to the emergence of the AFQHI

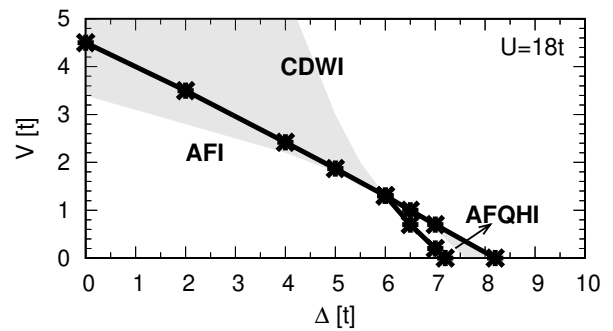


FIG. 3. The ground state phase diagram of the Hamiltonian (1) for $U = 18t$. The different phases are the antiferromagnetic quantum Hall insulator (AFQHI) with the Chern number $\mathcal{C} = 1$, the topologically trivial Néel antiferromagnetic insulator (AFI), and the topologically trivial charge-density-wave insulator (CDWI). The gray area indicates the coexistence region of the paramagnetic and the AF solutions. The results are for the flux $\varphi = 1/2$ and the next-nearest-neighbor hopping $t' = 0.25t$.

in the U - V phase diagram 2 or of an infinitesimal V strongly suppressing the AFQHI in the U - Δ phase diagram.

Figure 3 represents the Δ - V phase diagram of the extended Harper-Hofstadter-Hubbard model (1) for the Hubbard interaction $U = 18t$. It unveils how the AFQHI evolves from the limit of zero V to the limit of zero Δ . There is always an explicit charge order in the system except for $\Delta \equiv 0$. For $V = 0$ we find that indeed a $\mathcal{C} = 1$ AFQHI appears. The AFQHI is previously reported with the Néel AF order on the honeycomb structure [19–23, 57, 58] and with the stripe AF order on the square lattice [24]. The emergence of the AFQHI with the Néel AF order on the square lattice in Fig. 3 emphasizes that the AFQHI can exist independent of the type of the (explicit) charge and AF order, provided the spin-flip symmetry is truly broken [24]. One can see from Fig. 3 how upon increasing the NN interaction V the AFQHI phase shrinks and disappears at a critical end-point. We expect a similar phase diagram for the extended Haldane-Hubbard model, explaining the connection between the U - Δ phase diagram obtained at $V = 0$ [20, 23] and the U - V phase diagram obtained at $\Delta = 0$ [25]. The results in Fig. 3 unfold the qualitatively different roles that the ionic potential and the NN interaction play in the stabilization of the $\mathcal{C} = 1$ AFQHI phase. The NN interaction not only does not support the emergence of the AFQHI but even strongly suppresses its presence.

In the following we present the details of the results leading to the phase diagrams 2 and 3. We provide data for quantities in Eq. (4) which allow to characterize the different phases. In addition, we compare the ground state energies to pinpoint the location of transition points in coexistence regions. We first set $\Delta = 0$ and address Fig. 2 and then focus on Fig. 3.

Figure 4 displays the staggered charge density n_s and the local magnetization m [panel (a)] and the effective ionic potential $\tilde{\Delta}_\sigma$ [panel (b)] vs the Hubbard interaction U for the two values of the NN interaction $V = 0.5t$ and $1.0t$. The results are for $\Delta = 0$ and the number of bath sites $n_b = 6$ in the ED impurity solver. The dashed lines in panel (b) sepa-

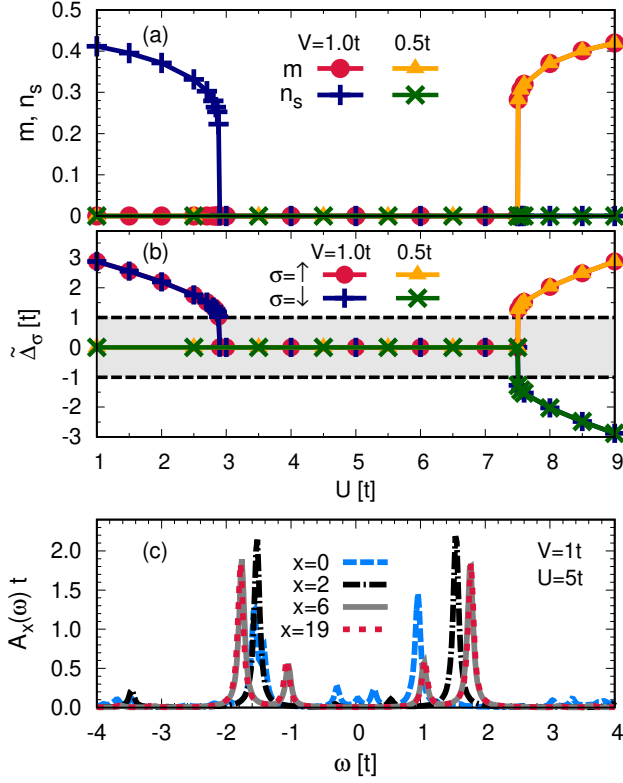


FIG. 4. The results for the extended Harper-Hofstadter-Hubbard model (1) for the ionic potential $\Delta = 0$. The staggered charge density n_s and the local magnetization m in panel (a) and the effective ionic potential $\tilde{\Delta}_\sigma$ in panel (b) plotted vs the Hubbard interaction U for the nearest-neighbor interaction $V = 0.5t$ and $1.0t$. The dashed lines in (b) separate the topological region $|\tilde{\Delta}_\sigma| < 4t'$ (shaded area) from the trivial region $|\tilde{\Delta}_\sigma| > 4t'$. (c) The single-particle spectral function (5) vs frequency for $V = 1t$ and $U = 5t$ at different values of x for a cylindrical geometry of the size 40×40 with the edges at $x = 0$ and $x = 39$. The data are for the number of bath sites $n_b = 6$ in the ED impurity solver.

rate the topological region (shaded area) from the trivial region. The spin component σ has the Chern number $\mathcal{C}_\sigma = 1$ for $|\tilde{\Delta}_\sigma| < 4t'$ and the Chern number $\mathcal{C}_\sigma = 0$ for $|\tilde{\Delta}_\sigma| > 4t'$. For the small value of the NN interaction $V = 0.5t$ there is no charge-density order in the system in the entire range of the Hubbard U . This involves also $U < t$ not included in the figure. The Néel AF phase stabilizes for $U > 7.5t$ signaled by a finite local magnetization m . The effective ionic potential for $V = 0.5t$ in panel (b) reveals that the paramagnetic phase is a QHI with the Chern number $\mathcal{C} = \mathcal{C}_\uparrow + \mathcal{C}_\downarrow = 2$. The effective ionic potential for both \uparrow and \downarrow spins immediately leaves the topological region as soon as the local magnetization develops indicating the topologically trivial nature of the AFI. These results serve as an example demonstrating the phase diagram 2 for $V < 0.6t$.

In contrast to the results for $V = 0.5t$ we find a finite value for the staggered charge density n_s in Fig. 4(a) for $V = 1.0t$ at small values of the Hubbard interaction U . The staggered charge density n_s decreases upon increasing U and vanishes

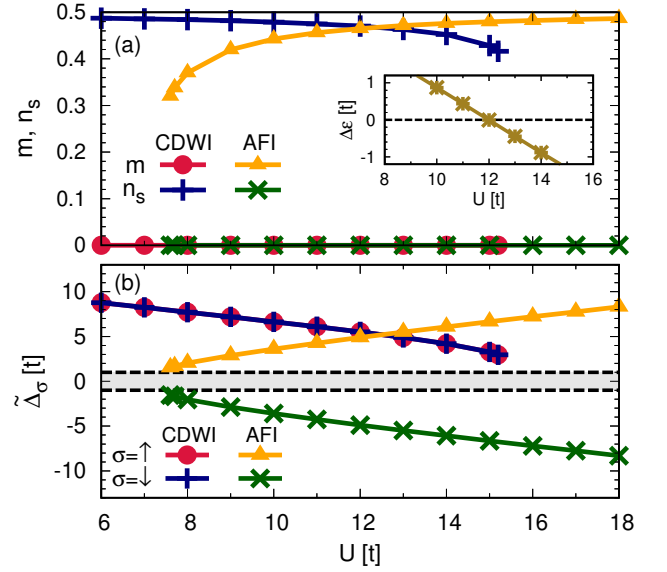


FIG. 5. The results for the extended Harper-Hofstadter-Hubbard model (1) for the ionic potential $\Delta = 0$ and the nearest-neighbor interaction $V = 3t$. The staggered charge density n_s and the local magnetization m in panel (a) and the effective ionic potential $\tilde{\Delta}_\sigma$ in panel (b) are plotted vs the Hubbard interaction U in the charge-density-wave insulator (CDWI) solution and in the antiferromagnetic insulator (AFI) solution. The dashed lines in (b) separate the topological region $|\tilde{\Delta}_\sigma| < 4t'$ (shaded area) from the trivial region $|\tilde{\Delta}_\sigma| > 4t'$. The inset represents the ground state energy difference per lattice site of the AFI solution and the CDWI solution, $\Delta\varepsilon = \varepsilon_{\text{AFI}} - \varepsilon_{\text{CDWI}}$, vs U . The data are obtained using the number of bath sites $n_b = 6$ in the ED impurity solver.

at $U \approx 3t$ where the transition from the CDWI to a phase with a uniform charge distribution occurs. The results for the local magnetization m for $V = 1.0t$ in Fig. 4(a) accurately coincide with the results for $V = 0.5t$. This is why the transition from the QHI to the AFI in Fig. 2 is almost a straight vertical line. The effective ionic potential $\tilde{\Delta}_\sigma$ in Fig. 4(b) unveils that the system either has a local order parameter or a non-trivial topology. As soon as a local order parameter, either the staggered charge density or the local magnetization, develops the effective ionic potential for both spin components leaves the topological region. This confirms that the CDWI and the AFI are topologically trivial and the paramagnetic phase with the uniform charge distribution is a QHI.

Our prediction for the topological nature of the different phases using the effective ionic potential (4c) relies on the topological Hamiltonian method which maps the interacting Hamiltonian to an effective non-interacting model. To characterize the topological properties beyond the topological Hamiltonian method we investigate the charge excitations in the bulk and at the edges directly for the interacting model using a cylindrical geometry of the size 40×40 with the edges at $x = 0$ and $x = 39$. Figure 4(c) shows the single-particle spectral function (5) vs frequency for the NN interaction $V = 1t$ and the Hubbard interaction $U = 5t$, where according to the effective ionic potential $\tilde{\Delta}_\sigma$ in Fig. 4(b) the system is expected

to be in the QHI phase. The results are for the number of bath sites $n_b = 6$ in the ED impurity solver. We find the spectral function $A_x(\omega)$ perfectly symmetric with respect to the center of the cylinder which is why we have included in Fig. 4(c) only results for $x < 20$. One can clearly see that there is a finite spectral weight at the Fermi energy $\omega = 0$ for $x = 0$ which quickly vanishes as the bulk is approached. This certifies the existence of gapless excitations localized at the edges characteristic of the QHI phase.

For large values of the NN interaction V in Fig. 2 there is a direct transition from the CDWI to the AFI with a large coexistence region. To illustrate this portion of the phase diagram we have plotted in Fig. 5 the staggered charge density n_s and the local magnetization m [panel (a)] and the effective ionic potential $\tilde{\Delta}_\sigma$ [panel (b)] in both the CDWI solution and the AFI solution for the NN interaction $V = 3t$. One can see from panel (a) that the system either has a finite local magnetization or a finite staggered charge density. We have considered different initial guesses for the self-energies and the electron densities on the A and B sublattices searching for a third possible solution to the DMFT equations which would exhibit *simultaneous* charge and AF order. However, we did not find such a solution signifying the absence of the AFQHI.

Figure 5(b) demonstrates that both the CDWI and the AFI solutions always remain outside the topological region $|\tilde{\Delta}_\sigma| < 4t'$ distinguished by the shaded area. The difference between the ground state energies per lattice site of the two solutions $\Delta\varepsilon = \varepsilon_{\text{AFI}} - \varepsilon_{\text{CDWI}}$ plotted vs the Hubbard interaction U in the inset of Fig. 5 denotes the location of the transition point from the CDWI to the AFI at $U \simeq 12t$.

For large values of V the system is either in the CDWI with an almost fully polarized staggered charge density $n_s \simeq 0.5$ or in the AFI with an almost fully polarized local magnetization $m \simeq 0.5$. In both cases the contribution of the hopping term to the ground state energy is expected to be negligible allowing for the estimates $\varepsilon_{\text{CDWI}} \simeq U/2$ and $\varepsilon_{\text{AFI}} \simeq 2V$. Comparing the two relations one finds the transition occurring at $V \simeq U/4$. This simple analysis nicely agrees with the results obtained using the DMFT for the transition from the CDWI to the AFI in Fig. 2.

We now proceed to present results supporting the phase diagram 3. We have plotted in Fig. 6 the staggered charge density n_s and the local magnetization m [panel (a)] and the effective ionic potential $\tilde{\Delta}_\sigma$ [panel (b)] vs the ionic potential Δ for the two different values of the NN interaction $V = 0.2t$ and $0.7t$. The Hubbard interaction in Fig. 6 is fixed to $U = 18t$. One can see in panel (a) a finite staggered charge density which persists even to small values of Δ where the system develops long-range AF order. This is to be compared with the results in Fig. 4(a) where the system shows either charge or AF order. The ionic potential inducing a finite staggered charge density in the Mott regime is a point which is already addressed by both numerical [3, 20] and analytical [59] calculations.

Figure 6(b) reveals a parameter range where the effective ionic potential $\tilde{\Delta}_\sigma$ for one spin component, spin \downarrow in the figure, falls in the topological region (shaded area) and the other in the trivial region. This confirms the stabilization of the $\mathcal{C} = 1$ AFQHI. The plotted data are for the AF solution

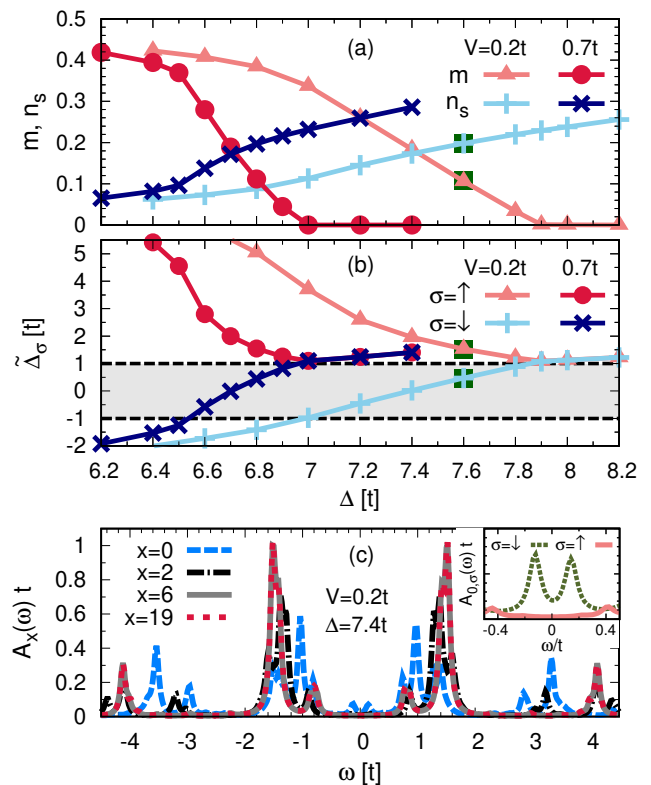


FIG. 6. The results for the extended Harper-Hofstadter-Hubbard model (1) with the fixed Hubbard interaction $U = 18t$. The staggered charge density n_s and the local magnetization m in panel (a) and the effective ionic potential $\tilde{\Delta}_\sigma$ in panel (b) plotted vs the ionic potential Δ for the two different values of the nearest-neighbor density-density interaction $V = 0.2t$ and $0.7t$. The dashed lines in panel (b) separate the topological region $|\tilde{\Delta}_\sigma| < 4t'$ (shaded area) from the trivial region $|\tilde{\Delta}_\sigma| > 4t'$. (c) The single-particle spectral function (5) vs frequency for a cylinder of the size 40×40 with the edges at $x = 0$ and $x = 39$ for $V = 0.2t$ and $\Delta = 7.4t$. The inset denotes the spin-resolved spectral function $A_{x,\sigma}(\omega)$ at the edge $x = 0$. The data are for the number of bath sites $n_b = 6$ except for the green filled squares in panels (a) and (b) at $V = 0.2t$ and $\Delta = 7.6t$ which are for $n_b = 7$.

with the positive magnetization on the lower-energy sublattice, $\langle n_{B,\uparrow} - n_{B,\downarrow} \rangle > 0$. For the AF solution with the positive magnetization on the higher-energy sublattice A , it is the spin \uparrow which enters the topological region. One notes how upon increasing the NN interaction V the width of the AFQHI phase decreases. The NN interaction not only does not support the emergence of the AFQHI but even suppresses its existence.

The data in panels (a) and (b) are obtained with the number of bath sites $n_b = 6$ except for the green filled squares at $V = 0.2t$ and $\Delta = 7.6t$, which are for $n_b = 7$. The results for $n_b = 5$ also lie just on top of the results for $n_b = 6$ and 7 . We have compared the data for the different number of bath sites $n_b = 5, 6$, and 7 at multiple other points close to the phase transitions and a similar agreement is found.

Figure 6(c) represents the single-particle spectral function (5) for a cylinder of the size 40×40 with the edges at $x = 0$

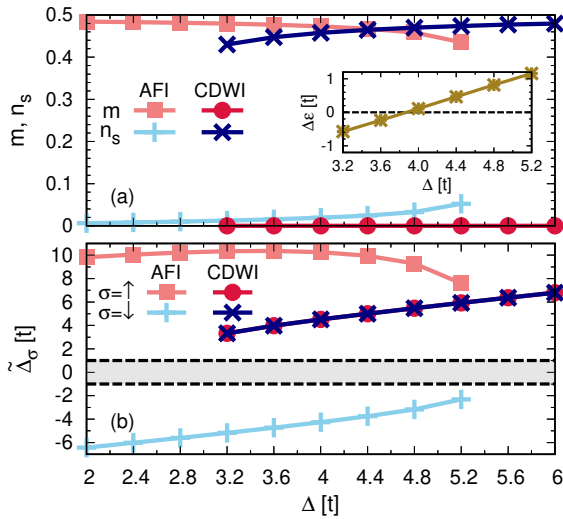


FIG. 7. The results for the extended Harper-Hofstadter-Hubbard model (1) with the Hubbard interaction $U = 18t$ and the nearest-neighbor interaction $V = 2.5t$. The local magnetization m and the staggered charge density n_s in (a) and the effective ionic potential $\tilde{\Delta}_\sigma$ in (b) plotted vs the ionic potential Δ in both the antiferromagnetic insulator (AFI) solution and the charge-density-wave insulator (CDWI) solution. The dashed lines in (b) separate the topological region $|\tilde{\Delta}_\sigma| < 4t'$ from the trivial region $|\tilde{\Delta}_\sigma| > 4t'$. The inset denotes the ground state energy difference per lattice site of the AFI and the CDWI solutions, $\Delta\varepsilon = \varepsilon_{\text{AFI}} - \varepsilon_{\text{CDWI}}$, vs Δ . The data are for the number of bath sites $n_b = 6$ in the ED impurity solver.

and $x = 39$ for the NN interaction $V = 0.2t$ and the ionic potential $\Delta = 7.4t$, where according to the results for the effective ionic potential in Fig. 6(b) the system is expected to be in the $\mathcal{C} = 1$ AFQHI phase. The figure contains only the graphs for $x < 20$ because of the perfect symmetry that the obtained results show with respect to the center of the cylinder. The number of bath sites $n_b = 6$ is used in the ED impurity solver. There is a finite spectral weight at the Fermi energy $\omega = 0$ for $x = 0$ that quickly disappears as the bulk is approached. The spectral function at $x = 6$ already perfectly coincides with the bulk spectral function at $x = 19$. The spin-resolved spectral function $A_{x=0,\sigma}(\omega)$ depicted in the inset of Fig. 6(c) manifests that the finite spectral weight at the Fermi energy is due to the spin \downarrow which is the one entering the topological region in Fig. 6(b). The results verify the existence of gapless excitations localized at the edges for only one spin component characteristic of the $\mathcal{C} = 1$ AFQHI. The analysis carried out directly for the interacting model brings additional support for the presence of the AFQHI, independent of the topological Hamiltonian approach.

Upon increasing the NN interaction V in Fig. 3 the intermediate AFQHI phase disappears and a direct transition from the AFI to the CDWI occurs. This is accompanied by a large coexistence region of the AFI and the CDWI solutions. For $V = 2.5t$ we have represented in Fig. 7 the staggered charge density n_s and the local magnetization m [panel (a)] and the effective ionic potential $\tilde{\Delta}_\sigma$ [panel (b)] vs the ionic potential Δ for both the AFI solution and the CDWI solution. The two

solutions coexistence in the region $3.2t \leq \Delta \leq 5.2t$. The data in panel (b) verify that the effective ionic potential for both solutions always stays out of the topological region specified by the shaded area. Hence, both solutions always remain topologically trivial. The energy difference of the two solutions $\Delta\varepsilon = \varepsilon_{\text{AFI}} - \varepsilon_{\text{CDWI}}$ plotted in the inset marks the location of the transition from the AFI to the CDWI at $\Delta \simeq 4t$. We would like to mention that although we have always presented data for fixed values of V the phase diagram 3 is obtained by both fixing V varying Δ and fixing Δ varying V showing consistent results for the phase transitions. This has been the case also for the phase diagram 2.

V. CONCLUSION

The effect of strong interaction in systems with non-trivial topology can lead to novel quantum states such as magnetic topological insulators. An example is the spinful quantum Hall systems subjected to the strong Hubbard interaction hosting the $\mathcal{C} = 1$ AFQHI [19–24]. In this phase, one of the spin components is in the quantum Hall state and the other in the trivial state. In addition to the non-trivial topology and the strong interaction favouring the AF order, the stabilization of the $\mathcal{C} = 1$ AFQHI requires one more ingredient preventing the effect of the spin-flip transformation on the electronic state to be compensated by a space-group operation [24]. Breaking such a composite symmetry is necessary for the different spin components to appear in distinct topological states. This is mainly achieved by an ionic potential [19–24, 58, 60] or a sublattice-dependent Hubbard interaction [57] inducing a charge order in the system.

While the existence of the $\mathcal{C} = 1$ AFQHI is already demonstrated in multiple systems with different kinds of charge and AF order, an analysis of the Haldane-Hubbard model extended by the NN interaction finds no AFQHI phase [25]. This is despite the fact that the NN interaction favours a charge order and is expected to support qualitatively similar phenomena as an ionic potential at least in the mean-field level. This raises the question if the absence of the $\mathcal{C} = 1$ AFQHI in the Haldane-Hubbard model extended by the NN interaction is accidental or reflects a generic feature.

By considering a minimal extension of the Harper-Hofstadter-Hubbard model we go beyond the honeycomb structure and study the effect of the ionic potential and the NN interaction on the emergence of the $\mathcal{C} = 1$ AFQHI. In the absence of the ionic potential our results confirm that the system either has an AF order, or a charge order, or a non-trivial topology. The three features never coexistence and the AFQHI does not emerge. We stabilize the AFQHI through the ionic potential and unveil how the AFQHI phase shrinks and disappears upon increasing the NN interaction. Our findings suggest that the emergence of the $\mathcal{C} = 1$ AFQHI generically requires an explicit charge order and cannot be realized via a spontaneous charge order. This provides more insight into the stabilization conditions of the $\mathcal{C} = 1$ AFQHI which paves the path for future studies searching for this novel magnetic topological state.

- [1] M. Imada, A. Fujimori, and Y. Tokura, Metal-insulator transitions, *Rev. Mod. Phys.* **70**, 1039–1263 (1998).
- [2] M. Fabrizio, A. O. Gogolin, and A. A. Nersisyan, From Band Insulator to Mott Insulator in One Dimension, *Phys. Rev. Lett.* **83**, 2014–2017 (1999).
- [3] S. R. Manmana, V. Meden, R. M. Noack, and K. Schönhammer, Quantum critical behavior of the one-dimensional ionic Hubbard model, *Phys. Rev. B* **70**, 155115 (2004).
- [4] L. Tincani, R. M. Noack, and D. Baeriswyl, Critical properties of the band-insulator-to-Mott-insulator transition in the strong-coupling limit of the ionic Hubbard model, *Phys. Rev. B* **79**, 165109 (2009).
- [5] M. Hafez Torbati, N. A. Drescher, and G. S. Uhrig, Dispersive excitations in one-dimensional ionic Hubbard model, *Phys. Rev. B* **89**, 245126 (2014).
- [6] K. Loida, J.-S. Bernier, R. Citro, E. Orignac, and C. Kollath, Probing the Bond Order Wave Phase Transitions of the Ionic Hubbard Model by Superlattice Modulation Spectroscopy, *Phys. Rev. Lett.* **119**, 230403 (2017).
- [7] M. Nakamura, Tricritical behavior in the extended Hubbard chains, *Phys. Rev. B* **61**, 16377–16392 (2000).
- [8] A. W. Sandvik, L. Balents, and D. K. Campbell, Ground State Phases of the Half-Filled One-Dimensional Extended Hubbard Model, *Phys. Rev. Lett.* **92**, 236401 (2004).
- [9] S. Ejima and S. Nishimoto, Phase Diagram of the One-Dimensional Half-Filled Extended Hubbard Model, *Phys. Rev. Lett.* **99**, 216403 (2007).
- [10] M. Hafez-Torbati and G. S. Uhrig, Singlet exciton condensation and bond-order-wave phase in the extended Hubbard model, *Phys. Rev. B* **96**, 125129 (2017).
- [11] J. Spalding, S.-W. Tsai, and D. K. Campbell, Critical entanglement for the half-filled extended hubbard model, *Phys. Rev. B* **99**, 195445 (2019).
- [12] N. Paris, K. Bouadim, F. Hébert, G. G. Batrouni, and R. T. Scalettar, Quantum Monte Carlo Study of an Interaction-Driven Band-Insulator-to-Metal Transition, *Phys. Rev. Lett.* **98**, 046403 (2007).
- [13] S. S. Kancharla and E. Dagotto, Correlated Insulated Phase Suggests Bond Order between Band and Mott Insulators in Two Dimensions, *Phys. Rev. Lett.* **98**, 016402 (2007).
- [14] H.-M. Chen, H. Zhao, H.-Q. Lin, and C.-Q. Wu, Bond-located spin density wave phase in the two-dimensional (2D) ionic Hubbard model, *New Journal of Physics* **12**, 093021 (2010).
- [15] M. Hafez-Torbati and G. S. Uhrig, Orientational bond and Néel order in the two-dimensional ionic Hubbard model, *Phys. Rev. B* **93**, 195128 (2016).
- [16] M. Yao, D. Wang, and Q.-H. Wang, Determinant quantum monte carlo for the half-filled Hubbard model with nonlocal density-density interactions, *Phys. Rev. B* **106**, 195121 (2022).
- [17] S. Kundu and D. Sénéchal, CDMFT+HFD: An extension of dynamical mean field theory for nonlocal interactions applied to the single band extended Hubbard model, *SciPost Phys. Core* **7**, 033 (2024).
- [18] J. Althüser and G. S. Uhrig, Collective excitations in competing phases in two and three dimensions, *Phys. Rev. B* **109**, 205153 (2024).
- [19] J. He, Y.-H. Zong, S.-P. Kou, Y. Liang, and S. Feng, Topological spin density waves in the Hubbard model on a honeycomb lattice, *Phys. Rev. B* **84**, 035127 (2011).
- [20] T. I. Vanhala, T. Siro, L. Liang, M. Troyer, A. Harju, and P. Törmä, Topological Phase Transitions in the Repulsively Interacting Haldane-Hubbard Model, *Phys. Rev. Lett.* **116**, 225305 (2016).
- [21] I. S. Tupitsyn and N. V. Prokof'ev, Phase diagram topology of the Haldane-Hubbard-Coulomb model, *Phys. Rev. B* **99**, 121113 (2019).
- [22] H. Yuan, Y. Guo, R. Lu, H. Lu, and C. Shao, Phase transitions in the Haldane-Hubbard model with ionic potentials, *Phys. Rev. B* **107**, 075150 (2023).
- [23] W.-X. He, R. Mondaini, H.-G. Luo, X. Wang, and S. Hu, Phase transitions in the Haldane-Hubbard model, *Phys. Rev. B* **109**, 035126 (2024).
- [24] M. Ebrahimkhas, M. Hafez-Torbati, and W. Hofstetter, Lattice symmetry and emergence of antiferromagnetic quantum Hall states, *Phys. Rev. B* **103**, 155108 (2021).
- [25] C. Shao, E. V. Castro, S. Hu, and R. Mondaini, Interplay of local order and topology in the extended Haldane-Hubbard model, *Phys. Rev. B* **103**, 035125 (2021).
- [26] D. J. Thouless, M. Kohmoto, M. P. Nightingale, and M. den Nijs, Quantized Hall Conductance in a Two-Dimensional Periodic Potential, *Phys. Rev. Lett.* **49**, 405–408 (1982).
- [27] F. D. M. Haldane, Model for a Quantum Hall Effect without Landau Levels: Condensed-Matter Realization of the “Parity Anomaly”, *Phys. Rev. Lett.* **61**, 2015–2018 (1988).
- [28] F. D. M. Haldane, Nobel Lecture: Topological quantum matter, *Rev. Mod. Phys.* **89**, 040502 (2017).
- [29] M. Aidelsburger, M. Atala, M. Lohse, J. T. Barreiro, B. Paredes, and I. Bloch, Realization of the Hofstadter Hamiltonian with ultracold atoms in optical lattices, *Phys. Rev. Lett.* **111**, 185301 (2013).
- [30] H. Miyake, G. A. Siviloglou, C. J. Kennedy, W. C. Burton, and W. Ketterle, Realizing the Harper Hamiltonian with Laser-Assisted Tunneling in Optical Lattices, *Phys. Rev. Lett.* **111**, 185302 (2013).
- [31] G. Jotzu, M. Messer, R. Desbuquois, M. Lebrat, T. Uehlinger, D. Greif, and T. Esslinger, Experimental realization of the topological Haldane model with ultracold fermions, *Nature* **515**, 237 (2014).
- [32] J. Jünemann, A. Piga, S.-J. Ran, M. Lewenstein, M. Rizzi, and A. Bermudez, Exploring interacting topological insulators with ultracold atoms: The synthetic Creutz-Hubbard model, *Phys. Rev. X* **7**, 031057 (2017).
- [33] W. Hofstetter and T. Qin, Quantum simulation of strongly correlated condensed matter systems, *Journal of Physics B: Atomic, Molecular and Optical Physics* **51**, 082001 (2018).
- [34] S. Rachel, Interacting topological insulators: a review, *Reports on Progress in Physics* **81**, 116501 (2018).
- [35] Y. Hatsugai and M. Kohmoto, Energy spectrum and the quantum Hall effect on the square lattice with next-nearest-neighbor hopping, *Phys. Rev. B* **42**, 8282 (1990).
- [36] J. Dalibard, F. Gerbier, G. Juzeliūnas, and P. Öhberg, Colloquium: Artificial gauge potentials for neutral atoms, *Rev. Mod. Phys.* **83**, 1523–1543 (2011).
- [37] A. Georges, G. Kotliar, W. Krauth, and M. J. Rozenberg, Dynamical mean-field theory of strongly correlated fermion systems and the limit of infinite dimensions, *Rev. Mod. Phys.* **68**, 13 (1996).
- [38] E. Pavarini, E. Koch, A. Lichtenstein, and D. Vollhardt, eds., *Dynamical mean-field theory of correlated electrons: lecture notes of the Autumn School on Correlated Electrons 2022; Forschungszentrum Jülich, 4-7 October 2022* (2022).
- [39] J. C. Budich, B. Trauzettel, and G. Sangiovanni, Fluctuation-

- driven topological Hund insulators, *Phys. Rev. B* **87**, 235104 (2013).
- [40] A. Amaricci, A. Valli, G. Sangiovanni, B. Trauzettel, and M. Capone, Coexistence of metallic edge states and antiferromagnetic ordering in correlated topological insulators, *Phys. Rev. B* **98**, 045133 (2018).
- [41] B. Irsigler, J.-H. Zheng, and W. Hofstetter, Interacting Hofstadter Interface, *Phys. Rev. Lett.* **122**, 010406 (2019).
- [42] M. Ebrahimkhas, G. S. Uhrig, W. Hofstetter, and M. Hafez-Torbati, Antiferromagnetic Chern insulator in centrosymmetric systems, *Phys. Rev. B* **106**, 205107 (2022).
- [43] M. Hafez-Torbati and G. S. Uhrig, Antiferromagnetic Chern insulator with large charge gap in heavy transition-metal compounds, *Scientific Reports* **14**, 17168 (2024).
- [44] M. Hafez-Torbati, J.-H. Zheng, B. Irsigler, and W. Hofstetter, Interaction-driven topological phase transitions in fermionic SU(3) systems, *Phys. Rev. B* **101**, 245159 (2020).
- [45] M. Potthoff and W. Nolting, Surface metal-insulator transition in the Hubbard model, *Phys. Rev. B* **59**, 2549 (1999).
- [46] M. Snoek, I. Titvinidze, C. Töke, K. Byczuk, and W. Hofstetter, Antiferromagnetic order of strongly interacting fermions in a trap: real-space dynamical mean-field analysis, *New Journal of Physics* **10**, 093008 (2008).
- [47] M. Hafez-Torbati and W. Hofstetter, Artificial SU(3) spin-orbit coupling and exotic Mott insulators, *Phys. Rev. B* **98**, 245131 (2018).
- [48] M. Caffarel and W. Krauth, Exact diagonalization approach to correlated fermions in infinite dimensions: Mott transition and superconductivity, *Phys. Rev. Lett.* **72**, 1545 (1994).
- [49] E. Müller-Hartmann, Correlated fermions on a lattice in high dimensions, *Zeitschrift für Physik B Condensed Matter* **74**, 507 (1989).
- [50] Z. Wang and S.-C. Zhang, Simplified Topological Invariants for Interacting Insulators, *Phys. Rev. X* **2**, 031008 (2012).
- [51] Z. Wang and B. Yan, Topological Hamiltonian as an exact tool for topological invariants, *Journal of Physics: Condensed Matter* **25**, 155601 (2013).
- [52] V. Gurarie, Single-particle Green's functions and interacting topological insulators, *Phys. Rev. B* **83**, 085426 (2011).
- [53] N. Wagner, L. Crippa, A. Amaricci, P. Hansmann, M. Klett, E. J. König, T. Schäfer, D. D. Sante, J. Cano, A. J. Millis, A. Georges, and G. Sangiovanni, Mott insulators with boundary zeros, *Nature Communications* **14**, 7531 (2023).
- [54] A. Blason and M. Fabrizio, Unified role of Green's function poles and zeros in correlated topological insulators, *Phys. Rev. B* **108**, 125115 (2023).
- [55] M. Potthoff, Cluster extensions of dynamical mean-field theory, In E. Pavarini, E. Koch, A. Lichtenstein and D. Vollhardt, eds., *DMFT: From Infinite Dimensions to Real Materials*, vol. 8, pp. 5.1–5.33. Forschungszentrum Jülich (2018).
- [56] Z.-L. Gu, K. Li, and J.-X. Li, Quantum cluster approach to the topological invariants in correlated Chern insulators, *New Journal of Physics* **21**, 073016 (2019).
- [57] B.-Q. Wang, C. Shao, T. Tohyama, H.-G. Luo, and H. Lu, Topological phase in the extended Haldane-Hubbard model with sublattice-dependent repulsion, *Phys. Rev. B* **110**, 035107 (2024).
- [58] M.-T. Tran and T.-M. T. Tran, Half-topological state in magnetic topological insulators, *Journal of Physics: Condensed Matter* **34**, 275603 (2022).
- [59] A. A. Aligia, Charge dynamics in the Mott insulating phase of the ionic Hubbard model, *Phys. Rev. B* **69**, 041101 (2004).
- [60] C. Shao and H.-G. Luo, Phase diagram of the interacting Haldane model with spin-dependent sublattice potentials, *Phys. Rev. B* **109**, 235101 (2024).