

# Massive MIMO over Correlated Fading Channels: Multi-Cell MMSE Processing, Pilot Assignment and Power Control

Masoud Elyasi, Azadeh Vosoughi, *Senior Member, IEEE*

**Abstract**—We consider a multi-cell massive multiple-input-multiple-output (MIMO) system with correlated Rayleigh fading channels, where pilot reuse is permitted within each cell (to reduce pilot overhead), and each base station (BS) utilizes multi-cell minimum mean square (M-MMSE) precoders and combining. We derive a large-scale approximation of the uplink signal-to-interference-and-noise ratio (SINR) that is asymptotically tight in the large system limit. By leveraging the derived SINR approximation, we (i) develop a low-complexity multi-cell pilot assignment (PA) scheme aimed at minimizing pilot contamination from pilot-sharing users, via effectively exploiting the channel spatial correlation matrices of all users in the network, (ii) design pilot and data power allocation schemes, using both the weighted sum and max-min spectral efficiency (SE) metrics. Simulations demonstrate the superiority of our multi-cell PA scheme, requiring significantly less pilot overhead. The proposed power allocation schemes also achieve substantial sum SE gains with good fairness among users compared to equal power allocation.

**Index Terms**—Massive MIMO, correlated fading, M-MMSE, pilot contamination, pilot assignment, large system analysis, large random matrix theory, power control, convex optimization.

## I. INTRODUCTION

MASSIVE Multiple-Input Multiple-Output (MIMO) wireless communications have emerged as a key technology not only for 5G but also for 6G networks, particularly when integrated with intelligent reflecting surfaces (IRSs) [1]–[3], wireless information and power transfer (WIPT) [4], and integrated sensing and communication (ISAC) [5], [6]. The concept entails equipping cellular base stations (BSs) with an extensive number of antennas to simultaneously serve multiple single-antenna users on the same time-frequency resource. Deploying a large number of antennas allows for averaging out intra-cell interference and uncorrelated additive noise (assuming no pilot reuse within a cell) through the use of linear precoders and decoders, enhancing system spectral efficiency (SE) [7].

A significant literature explores achievable SE in massive MIMO systems, focusing on single-cell processing schemes such as matched filtering (MF), zero-forcing (ZF), and single-cell minimum mean square error (S-MMSE) for both uplink reception and downlink transmission [8] [9]. The main characteristic of single-cell processing schemes is that each BS only utilizes the channel estimates of its own intra-cell users to generate the precoders and decoders. It is worth mentioning

that the majority of these works focus on simple single-cell processors (MF and ZF) and an uncorrelated channel model, enabling the derivation of a closed-form expression for achievable SE and finding the optimal power allocation. While these simple single-cell processors demonstrate computational efficiency, and enabling the derivation of a closed-form expression [1], [10]–[12], they fall short in achieving the highest SE when compared to multi-cell processors. [13] and [14] proposed the multi-cell MMSE (M-MMSE) scheme, considered as the optimal linear processor. In this scheme, each BS utilizes the channel estimates of all users in the network to generate the decoders. The authors in [15] employed a method similar to [9] to derive a closed-form SE for M-MMSE processors with an uncorrelated channel model. While assuming an uncorrelated channel model simplifies deriving a closed-form SE and developing power allocation algorithms, it lacks realism where practical massive MIMO channels are spatially correlated. *The literature lacks a closed-form SE for M-MMSE or S-MMSE processors when pilot reuse is permitted within each cell under a spatially correlated channel model. Deriving a closed-form SE for M-MMSE processors for spatially correlated channels is a highly challenging task, and one of our contributions in this work is to address this gap.*

Accurate channel estimation is crucial for constructing precoders and detectors. Nevertheless, pilot contamination, resulting from the reuse of pilots in adjacent cells due to limited pilot resources, persists even with an increased number of BS antennas, establishing pilot contamination as the recognized performance bottleneck in multi-cell massive MIMO systems [16], [8]. Pilot designs have undergone thorough investigation to effectively mitigate the pilot contamination effect. In [17], a smart pilot assignment (PA) scheme is proposed to enhance the max-min fairness SE, by exploiting the large-scale characteristics of fading channels and optimizing a heuristic metric that quantifies the mutual interference between pilot sharing users in adjacent cells. In [18], a PA scheme based on weighted graph coloring is proposed to increase the uplink sum SE, leveraging a key observation that the strength of potential pilot contamination varies among users, and demonstrating its superior performance compared to the schemes presented in [17] and [19]. Rather than framing the pilot design as a combinatorial assignment problem, [20] represented the pilot signals using a pilot basis and regarded the corresponding power coefficients as continuous optimization variables. However, extending this design and the proposed optimization problem in [20] to S-MMSE and M-MMSE processing poses significant mathematical challenges. Moreover, the computational time required to reach the optimization solution is considerable when compared to the time-scale of variations

Author Contributions: The novelty of the work, formula derivation, and simulations were developed by Masoud Elyasi (M4soud.elyasi@gmail.com). Azadeh Vosoughi contributed by reviewing and editing the manuscript for clarity and technical accuracy. This work was conducted voluntarily by the authors without institutional support or external funding.

in channel statistics. For correlated fading, the authors in [21] proved that if pilot sharing users in different cells have non-overlapping AOA intervals, then a BS can estimate the channel of each user in its cell free of pilot contamination. However, the proposed PA scheme in [21] targets minimizing the sum of channel estimation error covariances in the network and does not directly utilize the principle of having non-overlapping AOA intervals for pilot sharing users. Further, the assumption of small AOA spread for each user in [21] may not hold true in practical wireless systems. Moreover, for the algorithm in [21] to be executed, each BS requires access to all spatial correlation matrices of the network, resulting in a significant overhead for information exchange. It is worth emphasizing that all the aforementioned works operate under the assumption that each BS employs single-cell precoders and detectors, resulting in what we term *single-cell PA schemes*. One of our contributions is to demonstrate (in Section IV) the inefficiency of these schemes in effectively suppressing pilot contamination when each BS utilizes M-MMSE precoders and detectors. This motivates us to propose our *multi-cell PA scheme*, specifically tailored for scenarios where each BS utilizes M-MMSE processing.

Considering M-MMSE processing and uncorrelated Rayleigh fading channels, [15] introduced a pilot reuse factor  $f$  to mitigate pilot contamination, ensuring each pilot is only reused in  $1/f$  of the cells. While this approach significantly reduces pilot contamination and enhances uplink sum rate, even with random PA within each cell, it necessitates using  $f$  times more pilots than in systems reusing pilots in every cell. To address the increased pilot overhead associated with a large  $f$ , [15] assumed a large coherence block. However, this overlooks the fact that blind channel estimation methods [22]–[24] can minimize interference without requiring additional pilot overhead for large coherence blocks. In this paper, we investigate a multi-cell massive MIMO system with correlated Rayleigh fading channels, where pilot reuse is permitted within each cell (to reduce pilot overhead), and each BS utilizes M-MMSE precoders and detectors. Our main contributions follow.

- Applying random matrix theory, we derive a large-scale approximation of the uplink signal-to-interference-and-noise ratio (SINR) that is asymptotically tight in the large-system limit. Compared to [15], which derived a large-scale approximation of the uplink SINR for M-MMSE processors under an uncorrelated channel model, our derivation (Theorem 3 and its proof) is significantly more complex due to the inclusion of a spatially correlated channel model and the allowance of pilot reuse within each cell.

- By leveraging the derived SINR approximation, we introduce a low-complexity multi-cell PA scheme aimed at minimizing interference from pilot-sharing users. This is achieved by effectively exploiting the channel covariance matrices of all users in the network. Notably, the scheme entails minimal information exchange among BSs and incurs low pilot overhead. Additionally, we devise a single-cell PA scheme using weighted graph coloring tailored for M-MMSE processing and correlated Rayleigh fading. Integrating this single-cell scheme into our analysis ensures impartial validation and facilitates a

comprehensive comparison with our proposed multi-cell PA scheme.

- Given the proposed multi-cell PA, we find the optimal pilot power allocation among all users such that a weighted sum of all the channel estimation error covariance matrices in the network is minimized, subject to a constraint on average power per user, while allows users to conserve power for data transmission without compromising the quality of channel estimation. With the multi-cell PA and pilot power allocation determined, we utilize the derived SINR approximation to optimize the uplink data power allocation. Moreover, leveraging the uplink-downlink duality, we determine the optimal downlink data power to maximize both the weighted sum and max-min SE metrics, while adhering to a constraint on the average energy per user.

*Notation:* Upper and lower case bold letters are used for matrices and vectors. The superscripts  $()^T$ ,  $()^H$  stand for transpose and Hermitian operations, respectively. The  $\mathbb{R}$  and  $\mathbb{C}$  are adopted for real value and complex numbers. The expectation, variance, trace and diagonal of a matrix, real part of the argument, Euclidean norm and Frobenius norm are denoted by  $\mathbb{E}\{\cdot\}$ ,  $\mathbb{V}\{\cdot\}$ ,  $tr(\cdot)$ ,  $diag(\cdot)$ ,  $\Re\{\cdot\}$ ,  $\|\cdot\|_2$  and  $\|\cdot\|_F$ , respectively.  $\mathbf{I}_M$  and  $\mathbf{0}_M$  is the size- $M$  identity and all-zero matrix, respectively. We use  $\mathcal{N}_{\mathbb{C}}(\mathbf{0}, \mathbf{R})$  to denote the circularly symmetric complex Gaussian distribution with zero mean and covariance matrix  $\mathbf{R}$ . Also we use  $a \asymp b$  to denote  $a - b \xrightarrow{\text{a.s.}} 0$  almost surely (a.s.) for two random sequences. User  $jk$  refers to user  $k$  in cell  $j$ .

The rest of the paper is organized as follows. In Section II, we describe the system model, derive achievable uplink and downlink rates, and provide an intuition for the M-MMSE scheme. In Section III, we derive an asymptotically tight approximation of the uplink SINR. In Section IV, we characterize our proposed multi-cell and single-cell PA schemes. Section V details our proposed pilot and data power allocation. Section VI includes our numerical results. Section VII contains our concluding remarks.

## II. SYSTEM MODEL AND TRANSCEIVER DESIGN

We consider a multi-cell massive MIMO system with  $L$  cells indexed by  $l = 1, \dots, L$ . Each cell has a base station (BS) with  $M$  antennas and serves  $K$  ( $K \ll M$ ) single-antenna users, indexed by  $k = 1, \dots, K$ , over a time-frequency coherence block. We adopt the standard block-fading channel model, where the channel stays constant over each coherence block, and the channels across blocks are independent and identically distributed (i.i.d.). Each coherence block corresponds to  $B_c$  Hz and  $T_c$  seconds, where  $B_c$  is smaller than the coherence bandwidth of all users and  $T_c$  is smaller than the coherence time of all users, and contains  $\tau_c = B_c \times T_c$  transmission symbols. The channel vector  $\mathbf{h}_{lk}^j \in \mathbb{C}^{M \times 1}$  from user  $lk$  to BS  $j$  within a coherence block is modeled as

$$\mathbf{h}_{lk}^j \sim \mathcal{N}_{\mathbb{C}}(\mathbf{0}, \mathbf{R}_{lk}^j) \quad (1)$$

where spatial correlation matrix  $\mathbf{R}_{lk}^j \in \mathbb{C}^{M \times M}$ , known at BS  $j$  for all  $l$  and  $k$ , depends on the large scale fading coefficient  $\beta_{lk}^j$  and the antenna array structure<sup>1</sup>. We assume the system

<sup>1</sup>In Section IV we describe how  $\mathbf{R}_{lk}^j$  is characterized in terms of  $\beta_{lk}^j$  and the antenna array structure.

$$SINR_{jk}^{ul} = \frac{p_{jk} \mathbf{v}_{jk}^H \hat{\mathbf{h}}_{jk}^j (\hat{\mathbf{h}}_{jk}^j)^H \mathbf{v}_{jk}}{\mathbf{v}_{jk}^H (p_{jk} \mathbf{C}_{jk}^j + \sum_{(l,i) \neq (j,k)} p_{li} (\hat{\mathbf{h}}_{li}^j (\hat{\mathbf{h}}_{li}^j)^H + \mathbf{C}_{li}^j) + \sigma_{ul}^2 \mathbf{I}_M) \mathbf{v}_{jk}}. \quad (2)$$

operates based on the TDD protocol, and we exploit channel reciprocity to estimate the downlink channels at each BS using the received uplink pilot signals and employ these channel estimates to process both the received uplink and the transmitted downlink data signals. We assume transmission in each coherence block consists of three phases: 1) uplink training phase, where each user transmits a pilot sequence consisting of  $\tau_p$  pilot symbols, where  $\tau_p \leq LK$ , and each BS estimates the channel vectors of all users of the network, and 2) uplink data transmission phase, where each user transmits  $\tau_u$  data symbols, also each BS uses the channel estimates to compute detector and precoder, and 3) downlink data transmission phase, where each BS transmits  $\tau_d$  data symbols, using the previously computed precoders. Clearly, we have  $\tau_p + \tau_u + \tau_d = \tau_c$ .

### A. Uplink Channel Estimation

We assume that  $\tau_p$  orthogonal pilot sequences  $\varphi_i$ ,  $i = 1, \dots, \tau_p$ , of length  $\tau_p$  are shared among all  $LK$  users of the network, i.e., pilot reuse (sharing) within a cell is allowed. Let  $\Phi = [\varphi_1, \dots, \varphi_{\tau_p}] \in \mathbb{C}^{\tau_p \times \tau_p}$ , where  $\|\varphi_i\|^2 = \tau_p$  and  $\langle \varphi_i, \varphi_j \rangle = 0$  for  $i \neq j$ , denote the network pilot matrix. A multi-cell PA scheme (to be discussed in Section IV) assigns a pilot sequence to each user of the network. Suppose  $t_{jk} \in \{1, 2, \dots, \tau_p\}$  denote the index of the pilot sequence assigned to user  $jk$ . Let  $\varphi_{t_{jk}}$  represent the pilot sequence transmitted by user  $jk$  and  $\hat{p}_{jk}$  be the corresponding pilot power. Let  $\pi_{jk}$  be the set of other users in the network that share the same pilot sequence as that of user  $jk$ , i.e.,  $\pi_{jk} = \{(l, i) : \varphi_{t_{li}} = \varphi_{t_{jk}} \text{ for } l = 1, \dots, L, k = 1, \dots, K, (l, i) \neq (j, k)\}$ , and  $\hat{\pi}_{jk} = \pi_{jk} \cup (j, k)$ . The received uplink pilot signal matrix  $\mathbf{Y}_j^p \in \mathbb{C}^{M \times \tau_p}$  at BS  $j$  is:

$$\mathbf{Y}_j^p = \sum_{l=1}^L \sum_{k=1}^K \sqrt{\hat{p}_{lk}} \mathbf{h}_{lk}^j \varphi_{t_{lk}}^H + \mathbf{N}_j^p, \quad (3)$$

where matrix  $\mathbf{N}_j^p \in \mathbb{C}^{M \times \tau_p}$  models the additive white Gaussian noise (AWGN), and its entries are i.i.d. and distributed as  $\mathcal{N}_C(0, \sigma_{ul}^2)$  and  $\sigma_{ul}^2$  is the noise power during uplink phase. BS  $j$  uses  $\mathbf{Y}_j^p$  to estimate the channel vectors of all users in the network. Consider user  $lk$  with pilot sequence  $\varphi_{t_{lk}}$ . To estimate the uplink channel  $\mathbf{h}_{lk}^j$  from user  $lk$ , BS  $j$  first correlates  $\mathbf{Y}_j^p$  with  $\varphi_{t_{lk}}$  to obtain vector  $\mathbf{y}_{jlk}^p \in \mathbb{C}^{M \times 1}$

$$\mathbf{y}_{jlk}^p = \mathbf{Y}_j^p \varphi_{t_{lk}} = \sum_{(n,i) \in \hat{\pi}_{lk}} \sqrt{\hat{p}_{ni}} \mathbf{h}_{ni}^j \varphi_{t_{ni}}^H \varphi_{t_{lk}} + \mathbf{N}_j^p \varphi_{t_{lk}}, \quad (4)$$

where the noise vector  $\mathbf{N}_j^p \varphi_{t_{lk}}$  is distributed as  $\mathcal{N}_C(\mathbf{0}, \tau_p \sigma_{ul}^2 \mathbf{I}_M)$ . Using  $\mathbf{y}_{jlk}^p$ , next BS  $j$  finds the minimum mean square error (MMSE) estimate of  $\mathbf{h}_{lk}^j$  [25], [14]:

$$\hat{\mathbf{h}}_{lk}^j = \mathbb{E}\{\mathbf{h}_{lk}^j | \mathbf{y}_{jlk}^p\} = \sqrt{\tau_p \hat{p}_{lk}} \mathbf{R}_{lk}^j (\boldsymbol{\psi}_{lk}^j)^{-1} \mathbf{y}_{jlk}^p, \quad (5)$$

where  $\boldsymbol{\psi}_{lk}^j = \sum_{(n,i) \in \hat{\pi}_{lk}} \tau_p \hat{p}_{ni} \mathbf{R}_{ni}^j + \sigma_{ul}^2 \mathbf{I}_M$ . Note that  $\hat{\mathbf{h}}_{lk}^j$  is subject to pilot contamination from users who share

the same pilot sequence  $\varphi_{t_{lk}}$ . One can show that  $\hat{\mathbf{h}}_{lk}^j$  is distributed as  $\hat{\mathbf{h}}_{lk}^j \sim \mathcal{N}_C(\mathbf{0}, \Xi_{jk,li}^j)$ , where  $\Xi_{jk,li}^j = \tau_p \sqrt{\hat{p}_{jk} \hat{p}_{li}} \mathbf{R}_{jk}^j (\boldsymbol{\psi}_{jk}^j)^{-1} \mathbf{R}_{li}^j$ . Invoking the orthogonality principle of the MMSE estimate, the estimation error  $\tilde{\mathbf{h}}_{lk}^j = \mathbf{h}_{lk}^j - \hat{\mathbf{h}}_{lk}^j$  is independent of  $\hat{\mathbf{h}}_{lk}^j$  and is distributed as  $\tilde{\mathbf{h}}_{lk}^j \sim \mathcal{N}_C(\mathbf{0}, \mathbf{C}_{lk}^j)$ , where  $\mathbf{C}_{lk}^j = \mathbf{R}_{lk}^j - \tau_p \hat{p}_{lk} \mathbf{R}_{lk}^j (\boldsymbol{\psi}_{lk}^j)^{-1} \mathbf{R}_{lk}^j$  is the estimation error covariance matrix. A remark on channel estimates of pilot sharing users follows.

**Remark 1.** Examining (5), we find that pilot sharing users have the same  $\mathbf{y}^p$  vectors and  $\boldsymbol{\psi}$  matrices. Suppose  $(m, r) \in \pi_{lk}$ . We have  $\hat{\mathbf{h}}_{mr}^j = \Upsilon_{mr}^{lk} \hat{\mathbf{h}}_{lk}^j$  where  $\Upsilon_{mr}^{lk} = \sqrt{\frac{\hat{p}_{mr}}{\hat{p}_{lk}}} \mathbf{R}_{mr}^l (\mathbf{R}_{lk}^l)^{-1}$ . Assuming that the spatial correlation matrices of these users are asymptotically linearly independent (as  $M$  grows to infinity), the channel estimate vectors are not aligned (i.e., they are separable), and the channel estimation error covariance matrices do not take the form of scaled identity matrices. For uncorrelated fading model, however, where spatial correlation matrix is  $\mathbf{R}_{lk}^j = \beta_{lk}^j \mathbf{I}$ , the MMSE channel estimates of these users are aligned vectors that cannot be separated (so-called parallel channel estimates). Furthermore, the channel estimation error covariance matrices reduce to the scaled identity matrices.

The assumption regarding the spatial correlation matrices mentioned in Remark 1 can be mathematically expressed as follows [14]:

**A1** :  $\liminf_M \frac{1}{M} \|\mathbf{R}_{jk}^j - \sum_{(l,i) \in \pi_{jk}} c_{li} \mathbf{R}_{li}^j\|_F^2 > 0, \forall j, k$  where  $c_{li} \in \mathbb{R} \forall l, i$ . The asymptotic linear independence condition imposes greater restrictions than linear independence since it demands not only linear independence, but also stipulates that the subspace where the matrices differ must exhibit a norm that grows at a minimum linear rate with  $M$  [14]. In Section IV we discuss how our proposed multi-cell PA scheme ensures that **A1** is satisfied.

### B. Uplink M-MMSE Detector

During the uplink data transmission phase, each user transmits  $\tau_u$  i.i.d. Gaussian data symbols. Let  $s_{lk} \sim \mathcal{N}_C(0, p_{lk})$  denote a transmitted data symbol by user  $lk$ , and  $p_{lk}$  be the corresponding data power. The received uplink data signal vector  $\mathbf{y}_j \in \mathbb{C}^{M \times 1}$  at BS  $j$  is:

$$\mathbf{y}_j = \sum_{l=1}^L \sum_{k=1}^K \mathbf{h}_{lk}^j s_{lk} + \mathbf{n}_j, \quad (6)$$

where  $\mathbf{n}_j \sim \mathcal{N}_C(\mathbf{0}, \sigma_{ul}^2 \mathbf{I}_M)$  models the AWGN. We denote the linear detector used by BS  $j$  to detect the data signal of an arbitrary user  $k$  in its cell as  $\mathbf{v}_{jk} \in \mathbb{C}^{M \times 1}$ . Then the detected signal  $\hat{s}_{jk} = \mathbf{v}_{jk}^H \mathbf{y}_j$  can be written as

$$\hat{s}_{jk} = \mathbf{v}_{jk}^H \hat{\mathbf{h}}_{jk}^j s_{jk} + \mathbf{v}_{jk}^H \tilde{\mathbf{h}}_{jk}^j s_{jk} + \mathbf{v}_{jk}^H \sum_{(l,i) \neq (j,k)} \mathbf{h}_{li}^j s_{li} + \mathbf{v}_{jk}^H \mathbf{n}_j \quad (7)$$

where the first term in (7) corresponds to the desired signal, whereas the second, the third, and the fourth terms in (7) correspond to channel uncertainty, interference, and additive noise, and thus can be treated as noise in the signal detection. The achievable ergodic SE of this user (measured in bits/sec/Hz) during uplink phase is lower bounded by [14]

$$SE_{jk}^{ul} = (1 - \frac{\tau_\rho + \tau_d}{\tau_c}) \mathbb{E}\{\log_2(1 + SINR_{jk}^{ul})\}, \quad (8)$$

where the expectation is with respect to all channel estimates obtained at BS  $j$ , and the instantaneous effective SINR is given in (2). Note that  $SINR_{jk}^{ul}$  in (2) is the form of a generalized Rayleigh quotient. Let  $\mathbf{v}_{jk}^{M-MMSE}$  represent the optimal linear detector obtained from maximizing the Rayleigh quotient [14], given all channel estimates at BS  $j$ . We have:

$$\mathbf{v}_{jk}^{M-MMSE} = \Sigma_j^{-1} \hat{\mathbf{h}}_{jk}^j \quad (9)$$

where  $\Sigma_j = (\hat{\mathcal{H}}_j \mathbf{P} \hat{\mathcal{H}}_j^H + \sum_{l=1}^L \sum_{i=1}^K p_{li} \mathbf{C}_{li}^j + \sigma_{ul}^2 \mathbf{I}_M)^{-1}$ ,  $\hat{\mathcal{H}}_j = [\hat{\mathbf{H}}_{j1}, \hat{\mathbf{H}}_{j2}, \dots, \hat{\mathbf{H}}_{jL}] \in \mathbb{C}^{M \times LK}$ ,  $\mathbf{P} = \text{diag}(\mathbf{P}_1, \mathbf{P}_2, \dots, \mathbf{P}_L) \in \mathbb{R}^{LK \times LK}$ ,  $\hat{\mathbf{H}}_{jl} = [\hat{\mathbf{h}}_{j1}^l, \dots, \hat{\mathbf{h}}_{jK}^l] \in \mathbb{C}^{M \times K}$ , and  $\mathbf{P}_j = \text{diag}(p_{j1}, \dots, p_{jK}) \in \mathbb{R}^{K \times K}$ . We refer to  $\mathbf{v}_{jk}^{M-MMSE}$  in (9) as M-MMSE detector. One can show that this detector also minimizes the data detection error  $MSE_{jk} = \mathbb{E}\{|s_{jk} - \hat{s}_{jk}|^2 | \{\hat{\mathcal{H}}_j\}_{j=1}^L\}$  [14]. For uncorrelated fading model, where  $\mathbf{R}_{jk}^l = \beta_{jk}^l \mathbf{I}$ , then  $\mathbf{v}_{jk}^{M-MMSE}$  in (9) reduces to the M-MMSE detector in [15]. A remark on M-MMSE detectors of pilot sharing users in a cell follows.

**Remark 2.** Consider the term  $\hat{\mathcal{H}}_j \mathbf{P} \hat{\mathcal{H}}_j^H$  in (9). where  $\tau_p \leq \text{rank}(\hat{\mathcal{H}}_j \mathbf{P} \hat{\mathcal{H}}_j^H) \leq LK$ . For uncorrelated fading model, due to parallel channel estimates,  $\text{rank}(\hat{\mathcal{H}}_j \mathbf{P} \hat{\mathcal{H}}_j^H)$  reduces to its minimum  $\tau_p$ . Combined with the fact that the channel estimation error covariance matrices are the scaled identity matrices, we note that M-MMSE detectors of pilot sharing users are aligned vectors that cannot be separated from each other. This inseparability impedes the detector's efficiency in mitigating pilot contamination. On the other hand, for correlated fading model, assuming **A1**,  $\text{rank}(\hat{\mathcal{H}}_j \mathbf{P} \hat{\mathcal{H}}_j^H)$  exceeds  $\tau_p$  and approaches its maximum  $LK$ . Further, the channel estimation error covariance matrices are not the scaled identity matrices. Therefore,  $\hat{\mathcal{H}}_j \mathbf{P} \hat{\mathcal{H}}_j^H + \sum_{l=1}^L \sum_{i=1}^K p_{li} \mathbf{C}_{li}^j$  is more diverse, in terms of the number of distinct eigenvalues and their multiplicity, which makes the inverted matrix in (9) a better linear transform for channel estimates. Different from uncorrelated fading model, M-MMSE detectors of pilot sharing users can be separable vectors. This separability enables the detectors to effectively mitigate interference.

For comparison, let consider the S-MMSE detector in [9], [14], denoted as  $\mathbf{v}_{jk}^{S-MMSE}$  as state-of-the-art single-cell scheme, in which BS  $j$  only knows the channel estimates of users in its cell. Expressing  $\mathbf{v}_{jk}^{S-MMSE}$  using our notations in , we have:

$$\mathbf{v}_{jk}^{S-MMSE} = \underbrace{(\hat{\mathbf{H}}_{jj} \mathbf{P}_j \hat{\mathbf{H}}_{jj}^H + \sum_{i=1}^K p_{ji} \mathbf{C}_{ji}^j + \sum_{l \neq j, l=1}^L \sum_{i=1}^K p_{li} \mathbf{R}_{li}^j + \sigma_{ul}^2 \mathbf{I}_M)^{-1} \hat{\mathbf{h}}_{jk}^j}_{= \tilde{\Sigma}_j}$$

### C. Downlink M-MMSE Precoder

During the downlink data transmission phase, each BS transmits  $\tau_d$  i.i.d. Gaussian data symbols. Let  $x_{lk} \sim \mathcal{N}_C(0, \rho_{lk})$  denote a transmitted data symbol for user  $lk$  and  $\rho_{lk}$  be the corresponding data power. The received downlink data signal vector  $\mathbf{y}_{jk} \in \mathbb{C}^{M \times 1}$  at user  $k$  in cell  $j$  is

$$\mathbf{y}_{jk} = \sum_{l=1}^L (\mathbf{h}_{jk}^l)^H \sum_{i=1}^K \mathbf{w}_{li} x_{li} + \mathbf{n}_{jk} \quad (10)$$

where  $\mathbf{w}_{li} \in \mathbb{C}^{M \times 1}$  is the precoder used by BS  $l$  for user  $i$  in its cell, and  $\mathbf{n}_{jk} \sim \mathcal{N}_C(\mathbf{0}, \sigma_{dl}^2 \mathbf{I}_M)$  models the AWGN. The achievable rate of this user during downlink phase can be lower bounded by [14]:

$$SE_{jk}^{dl} = (1 - \frac{\tau_\rho + \tau_u}{\tau_c}) \log_2(1 + SINR_{jk}^{dl}) \quad (11)$$

where the effective SINR, denoted as  $SINR_{jk}^{dl}$ , is

$$SINR_{jk}^{dl} = \frac{\rho_{jk} |\mathbb{E}\{\mathbf{w}_{jk}^H \mathbf{h}_{jk}^j\}|^2}{\sum_{l=1}^L \sum_{i=1}^K \rho_{li} \mathbb{E}\{|\mathbf{w}_{li}^H \mathbf{h}_{jk}^l|^2\} - \rho_{jk} |\mathbb{E}\{\mathbf{w}_{jk}^H \mathbf{h}_{jk}^j\}|^2 + \sigma_{dl}^2} \quad (12)$$

and the expectations are with respect to the channel realizations. Different from  $SE_{jk}^{ul}$  in (8) which only depends on the user's detector  $\mathbf{v}_{jk}$ ,  $SE_{jk}^{dl}$  in (11) depends on precoders of all users in the network. A joint optimization of precoders across cells seems impractical [14]. Recently, an uplink-downlink duality for massive MIMO systems was established which proves that, given any sets of detectors and uplink transmit powers,  $SINR_{jk}^{ul} = SINR_{jk}^{dl}$ , and thus  $SE_{jk}^{ul} = SE_{jk}^{dl}$  if

$$\mathbf{w}_{jk} = \frac{\mathbf{v}_{jk}}{\sqrt{\mathbb{E}\{\|\mathbf{v}_{jk}\|^2\}}} \quad (13)$$

and downlink powers are allocated by Theorem 6 [14]. Next, we derive a deterministic approximation for  $SINR_{jk}^{ul}$ .

### III. ASYMPTOTIC ANALYSIS

Since  $SE_{jk}^{ul}$  in (8) is difficult to compute for a system with finite dimensions, similar to [9] we consider the large system limit, where  $M$  and  $K$  grow infinitely large, while keeping a finite ratio  $M/K$ . Hence, all vectors and matrices in this section should be perceived as sequences of vectors and matrices of growing dimensions. In the following, the notation " $M \rightarrow \infty$ " will refer to  $M, K \rightarrow \infty$  such that  $\frac{M}{K} \rightarrow c \in (1, \infty)$ . We will derive a deterministic approximation of  $SINR_{jk}^{ul}$  in (2), denoted as  $\overline{SINR}_{jk}^{ul}$ , for M-MMSE detector, such that  $SINR_{jk}^{ul} - \overline{SINR}_{jk}^{ul} \xrightarrow{\text{a.s.}} 0$ . This imply that  $SE_{jk}^{ul} - \overline{SE}_{jk}^{ul} \rightarrow 0$ , where  $\overline{SE}_{jk}^{ul} = (1 - \frac{\tau_\rho + \tau_d}{\tau_c}) \log_2(1 + \overline{SINR}_{jk}^{ul})$ . The interpretation of these results is that, for given  $M$  and  $K$ ,  $SINR$  approximation and the corresponding rate become increasingly tight as  $M$  and  $K$  grow.

To enable the asymptotic analysis, we assume the spatial correlation matrices satisfy the following assumptions:

$$\mathbf{A2} : \limsup_M \|\mathbf{R}_{lk}^j\|_2 < \infty, \forall j, l, k$$

$$\mathbf{A3} : \liminf_M \frac{1}{M} \text{tr}(\mathbf{R}_{lk}^j) > 0, \forall j, l, k$$

Before we continue, we recall two useful theorems from random matrix theory. [9], [26], modifying them to align with our notations.

**Theorem 1.** Let  $\mathbf{D} \in \mathbb{C}^{M \times M}$  and  $\mathbf{S}_j \in \mathbb{C}^{M \times M}$  be Hermitian and positive semidefinite and let  $\hat{\mathbf{H}}_j$  be random with independent column vectors  $p_{jk}^{\frac{1}{2}} \hat{\mathbf{h}}_{lk}^j \sim \mathcal{N}_{\mathbb{C}}(\mathbf{0}, \frac{1}{M} \hat{\mathbf{R}}_{lk}^j) \forall j, l, k$ . Assume that  $\mathbf{D}$  and  $\hat{\mathbf{R}}_{lk}^j \forall j, l, k$  have uniform bounded spectral norm (with respect to  $M$ ). Then, for any  $\rho > 0$  we have:

$$\frac{1}{M} \text{tr}(\mathbf{D}(\hat{\mathbf{H}}_j \mathbf{P} \hat{\mathbf{H}}_j^H + \mathbf{S}_j + \rho \mathbf{I}_M)^{-1}) - \frac{1}{M} \text{tr}(\mathbf{D} \mathbf{T}_j(\rho)) \xrightarrow{\text{a.s.}} 0$$

where  $\mathbf{T}_j(\rho) \in \mathbb{C}^{M \times M}$  is

$$\mathbf{T}_j(\rho) = \left( \frac{1}{M} \sum_{l=1}^L \sum_{k=1}^K \frac{\hat{\mathbf{R}}_{lk}^j}{1 + \xi_{e_{lk}}^j(\rho)} + \mathbf{S}_j + \rho \mathbf{I}_M \right)^{-1} \quad (14)$$

and  $\xi_{e_{lk}}^j(\rho) = \lim_{t \rightarrow \infty} \xi_{e_{lk}}^j(t)(\rho)$  for  $t = 1, 2, \dots$ , and

$$\xi_{e_{lk}}^j(t)(\rho) = \frac{1}{M} \text{tr}(\hat{\mathbf{R}}_{lk}^j \left( \frac{1}{M} \sum_{n=1}^L \sum_{i=1}^K \frac{\hat{\mathbf{R}}_{ni}^j}{1 + \xi_{e_{ni}}^j(t-1)(\rho)} + \mathbf{S}_j + \rho \mathbf{I}_M \right) [15] \text{ and [9], which respectively considered M-MMSE and S-MMSE detectors, it is important to note that the simplifications in these works stem from the specific assumptions they employed. In [15], the use of an uncorrelated channel model allows for a single application of Lemma 2 to } \mathbf{\Sigma}_j, \text{ effectively removing } \hat{\mathbf{h}}_{jk}^j \text{ from } \mathbf{\Sigma}_j \text{ before applying Theorems 1 and 2. Similarly, in [9], the prohibition of pilot reuse within each cell permits a single application of Lemma 2 to } \tilde{\mathbf{\Sigma}}_j, \text{ which suffices to eliminate } \hat{\mathbf{h}}_{jk}^j \text{ from } \tilde{\mathbf{\Sigma}}_j \text{ prior to utilizing Theorems 1 and 2. In contrast, our derivation involves a correlated channel model, requiring a more intricate approach. Specifically, we must apply Lemma 2 to } \mathbf{\Sigma}_j \text{ multiple times, not only to remove } \hat{\mathbf{h}}_{jk}^j \text{ but also to eliminate all channel estimates corresponding to users sharing the same pilot as user } jk \text{ from } \mathbf{\Sigma}_j. \text{ This necessity for repeated application of Lemma 2 significantly complicates the derivation process.}$$

with initial values  $\xi_{e_{lk}}^j(0)(\rho) = \frac{1}{\rho} \forall j, l, k$ . The one-to-one function  $e_{lk} \in \{1, \dots, LK\}$  is defined to map a user indexed by double indices  $l, k$  into a user with single index  $e_{lk}$  such that  $e_{11} = 1$  and  $e_{LK} = LK$ .

**Theorem 2.** Let  $\Theta \in \mathbb{C}^{M \times M}$  be Hermitian and positive semidefinite with uniformly bounded spectral norm (with respect to  $M$ ). Under the conditions of Theorem 1, for any  $\rho > 0$  we have:

$$\frac{1}{M} \text{tr}(\mathbf{D}(\hat{\mathbf{H}}_j \mathbf{P} \hat{\mathbf{H}}_j^H + \mathbf{S}_j + \rho \mathbf{I}_M)^{-1} \Theta (\hat{\mathbf{H}}_j \mathbf{P} \hat{\mathbf{H}}_j^H + \mathbf{S}_j + \rho \mathbf{I}_M)^{-1} \hat{\mathbf{h}}_{jk}^j) - \frac{1}{M} \text{tr}(\mathbf{D} \mathbf{T}'_j(\rho)) \xrightarrow{\text{a.s.}} 0$$

where  $\mathbf{T}'_j(\rho) \in \mathbb{C}^{M \times M}$  is

$$\mathbf{T}'_j(\rho) = \mathbf{T}_j(\rho) \Theta \mathbf{T}_j(\rho) + \mathbf{T}_j(\rho) \frac{1}{M} \sum_{n=1}^L \sum_{i=1}^K \frac{\hat{\mathbf{R}}_{ni}^j \xi_{e_{ni}}^{jk}(\rho)}{(1 + \xi_{e_{ni}}^j(\rho))^2} \mathbf{T}_j(\rho) \quad (15)$$

Also,  $\mathbf{T}_j(\rho)$  and  $\xi_{e_{lk}}^j(\rho) \forall j, l, k$  are given by Theorem 1, and  $\xi^{jk}(\rho) = [\xi_1^{jk}(\rho), \dots, \xi_{LK}^{jk}(\rho)]^T$  is calculated as

$$\xi^{jk}(\rho) = (\mathbf{I}_{LK} - \mathbf{J}_j(\rho))^{-1} \mathbf{v}_j(\rho)$$

for  $1 \leq k, i \leq K, 1 \leq j, l, n \leq L$ , the entries of matrix  $\mathbf{J}_j(\rho) \in \mathbb{C}^{LK \times LK}$  and vector  $\mathbf{v}_j(\rho) \in \mathbb{C}^{LK}$  are defined as

$$[\mathbf{J}_j(\rho)]_{e_{lk} e_{ni}} = \frac{\frac{1}{M} \text{tr}(\hat{\mathbf{R}}_{lk}^j \mathbf{T}_j(\rho) \hat{\mathbf{R}}_{ni}^j \mathbf{T}_j(\rho))}{M(1 + \xi_{e_{ni}}^j(\rho))^2}$$

$$[\mathbf{v}_j(\rho)]_{e_{ni}} = \frac{1}{M} \text{tr}(\hat{\mathbf{R}}_{ni}^j \mathbf{T}_j(\rho) \Theta \mathbf{T}_j(\rho))$$

In Theorem 3 we derive the deterministic SINR approximation  $\overline{\text{SINR}}_{jk}^{ul}$ , which is averaged over small scale fading and depends only on spatial correlation matrices  $\mathbf{R}_{lk}^j \forall l, k, j$ .

**Theorem 3.** Assume that **A2** and **A3** are hold. Then  $\text{SINR}_{jk}^{ul} - \overline{\text{SINR}}_{jk}^{ul} \xrightarrow[M \rightarrow \infty]{\text{a.s.}} 0$ , where  $\overline{\text{SINR}}_{jk}^{ul}$  is

$$\overline{\text{SINR}}_{jk}^{ul} = \frac{p_{jk} \delta_{jk}^2}{\sum_{(l,i) \in \pi_{jk}} p_{li} \delta_{jli}^2 + \sum_{(l,i) \notin \pi_{jk}} p_{li} \mu_{jli} + \delta_{jk}'' \sigma_{ul}^2} \quad (16)$$

where all  $\delta_{jk}$ ,  $\delta_{jli}$ ,  $\mu_{jli}$ , and  $\delta_{jk}'' \forall j, l, i, k$  are defined in appendix B, and

- 1)  $\mathbf{S}_j = \frac{1}{M} \sum_{l=1}^L \sum_{i=1}^K p_{li} \mathbf{C}_{li}^j$ ,  $\mathbf{T}_j(\rho)$  is obtained from (14) by replacing  $\rho = \frac{1}{M} \sigma_{ul}^2$ .
- 2)  $\mathbf{T}'_j(\rho)$  is obtained from (15) by replacing  $\Theta$ , as explained in appendix B, in case (2) addressing the interference power, and  $\rho = \frac{1}{M} \sigma_{ul}^2$ .
- 3)  $\mathbf{T}''_j(\rho)$  is obtained from (15) by replacing  $\Theta = \mathbf{I}_M$ , and  $\rho = \frac{1}{M} \sigma_{ul}^2$ .

**Proof.** see appendix B.

**Remark 3.** To highlight the differences between our results and the large-scale uplink SINR approximations presented in [15] and [9], which respectively considered M-MMSE and S-MMSE detectors, it is important to note that the simplifications in these works stem from the specific assumptions they employed. In [15], the use of an uncorrelated channel model allows for a single application of Lemma 2 to  $\mathbf{\Sigma}_j$ , effectively removing  $\hat{\mathbf{h}}_{jk}^j$  from  $\mathbf{\Sigma}_j$  before applying Theorems 1 and 2. Similarly, in [9], the prohibition of pilot reuse within each cell permits a single application of Lemma 2 to  $\tilde{\mathbf{\Sigma}}_j$ , which suffices to eliminate  $\hat{\mathbf{h}}_{jk}^j$  from  $\tilde{\mathbf{\Sigma}}_j$  prior to utilizing Theorems 1 and 2. In contrast, our derivation involves a correlated channel model, requiring a more intricate approach. Specifically, we must apply Lemma 2 to  $\mathbf{\Sigma}_j$  multiple times, not only to remove  $\hat{\mathbf{h}}_{jk}^j$  but also to eliminate all channel estimates corresponding to users sharing the same pilot as user  $jk$  from  $\mathbf{\Sigma}_j$ . This necessity for repeated application of Lemma 2 significantly complicates the derivation process.

We note that the numerator of  $\overline{\text{SINR}}_{jk}^{ul}$  in (16) corresponds to the desired signal. Considering the denominator of  $\overline{\text{SINR}}_{jk}^{ul}$ , the first term is known as the coherent interference (a.k.a. pilot contamination) caused by other users with the same pilot. The second and the third term correspond to the non-coherent interference and AWGN, respectively. As  $M$  grows to infinity, the second and the third terms can be significantly reduced. However, the first term cannot be diminished and depends on the PA scheme. It is well known that the pilot contamination limits the capacity of a massive MIMO system [14]. This motivates our multi-cell PA scheme in Section IV, which aims at minimizing the coherent interference power.

#### IV. PILOT CONTAMINATION AND PA

To motivate our multi-cell PA scheme let start with the single-cell PA scheme proposed in [18]. For uncorrelated fading model where spatial correlation matrix reduces to  $\mathbf{R}_{lk}^j = \beta_{lk}^j \mathbf{I}$ , the authors in [18] proposed a scheme (based on weighted graph coloring) aiming at mitigating pilot contamination, and showed that it outperforms the scheme in [17]. To obtain the scheme in [18], the authors considered

maximizing the sum of average uplink rate of users, where the instantaneous effective SINR is approximated using large scale fading coefficients. Given each BS uses matched filter detector and  $M \rightarrow \infty$ , [18] found the following deterministic SINR approximation given uniform power allocation:

$$\text{SINR}_{jk}^{ul} \approx \frac{\beta_{jk}^{j^2}}{\sum_{(l,i) \in \pi_{jk}} \beta_{li}^{j^2}} \quad (17)$$

where the numerator and the denominator correspond to the desired signal and the coherent interference, respectively. Although (17) is derived for matched filter detector at BS, one can show that (17) remains unchanged for M-MMSE detector. To construct the weighted graph, the authors in [18] defined the following metric  $\zeta_{jk,li}$ , which measures the potential pilot contamination strength between two pilot sharing users in neighboring cells, user  $jk$  and user  $li$ ,  $l \neq j$ :

$$\zeta_{jk,li} = \left(\frac{\beta_{li}^j}{\beta_{jk}^j}\right)^2 + \left(\frac{\beta_{jk}^l}{\beta_{li}^l}\right)^2 \quad (18)$$

To demonstrate the inefficiency of single-cell PA scheme in [18] on effective suppression of the pilot contamination when each BS uses M-MMSE detector, we consider a simple scenario where user  $jk$  and user  $li$  are sharing the same pilot. For uncorrelated fading model from (5) we have:

$$\frac{\beta_{li}^j}{\beta_{jk}^j} \hat{\mathbf{h}}_{jk}^j = \hat{\mathbf{h}}_{li}^j \quad k, i = 1, \dots, K \quad l \neq j \quad (19)$$

indicating that the channel estimates of these users are aligned vectors. Considering the metric in (18) we recognize that the ratio  $\left(\frac{\beta_{li}^j}{\beta_{jk}^j}\right)^2$  determines the pilot contamination strength imposed on users in cell  $j$ . Since the scheme in [18] targets minimizing the pilot contamination, this ratio should be minimized. Applying this constraint to (19) we conclude that a good quality channel estimate  $\hat{\mathbf{h}}_{jk}^j$  with a small  $\text{tr}(\mathbf{C}_{jk}^j)$  corresponds to a bad quality channel estimate  $\hat{\mathbf{h}}_{li}^j$  with a much larger  $\text{tr}(\mathbf{C}_{li}^j)$ . Let examine how this conclusion impacts M-MMSE detector in (9). Considering the matrix inverse in (9), we note that the channel estimation error for  $(L-1)K$  users outside cell  $j$  are much larger than the ones for  $K$  users in cell  $j$ , since they are sharing pilots with users inside cell  $j$ , rendering the M-MMSE detector less effective in suppressing the interference.

#### A. Optimality Condition for Our Multi-Cell PA Scheme

We consider the coherent interference in (16), denoted as  $\eta_{jk}$ . Noting that for designing PA scheme, power allocation is irrelevant, we assume uniform (pilot and data) power allocation. Therefore:

$$\eta_{jk} = \sum_{(l,i) \in \pi_{jk}} \delta_{jlik}^2 \quad (20)$$

**Theorem 4.** Consider user  $jk$ , where  $\pi_{jk}$  is the set of users in the network that share the same pilot sequence as that of user  $jk$ . The pilot contamination imposed on this user is zero, i.e.,  $\eta_{jk} = 0$ , under the following condition:

$$\text{tr}(\mathbf{R}_{jk}^j \mathbf{R}_{li}^j) = 0 \quad \text{for } (l,i) \in \pi_{jk} \quad (21)$$

Our proof of Theorem 4 is based on the assumption that each BS is equipped with a uniform linear array (ULA) with half wavelength antenna spacing. Hence we have the following multipath model  $\mathbf{h}_{lk}^j = \sum_{n \in P_{jlk}} g_{jlk_n} \mathbf{a}(\phi_{jlk_n})$ , where  $P_{jlk}$  is a set of all possible i.i.d. paths,  $g_{jlk_n}$  and  $\phi_{jlk_n}$  are, respectively, the random complex gain and the random angle of arrival (AOA) of the  $n$ -th path between user  $lk$  and BS  $j$ . We assume  $g_{jlk_n}$  is independent over BS indices  $j, l$ , user index  $k$ , path index  $n$ , is zero mean and has variance of  $\mathbb{E}\{|g_{jlk_n}|^2\}$ . The steering vector is:

$$\mathbf{a}(\phi_{jlk_n}) = [1 \quad e^{-j2\pi \cos(\phi_{jlk_n})} \quad \dots \quad e^{-j2\pi \cos(\phi_{jlk_n})(M-1)}]^T$$

and steering vectors corresponding to distinct AOAs are asymptotically orthogonal (as  $M \rightarrow \infty$ ). From the channel model we obtain:

$$\mathbf{R}_{lk}^j = \mathbb{E}\{\mathbf{h}_{lk}^j \mathbf{h}_{lk}^{jH}\} = \sum_{n \in P_{jlk}} \mathbb{E}\{|g_{jlk_n}|^2\} \underbrace{\mathbb{E}\{\mathbf{a}(\phi_{jlk_n}) \mathbf{a}(\phi_{jlk_n})^H\}}_{\mathbf{A}} \quad (22)$$

where the  $(m, m')$ -th entry of matrix  $\mathbf{A}$  is  $[\mathbf{A}]_{m,m'} = e^{j2\pi(m-m')\cos(\phi_{jlk_n})}$ . Since  $\mathbf{A}$  has rank one, (22) means that each path adds an eigenvalue to  $\mathbf{R}_{lk}^j$ . Therefore,  $\mathbf{R}_{lk}^j = \text{span}\{\mathbf{a}(\phi_{jlk_n}), \cos(\phi_{jlk_n}) \in [b_1, b_2], b_1 < b_2 \in [-1, 1], \text{ and } n \in P_{jlk}\}$ , and we can approximate the eigenvalue decomposition (EVD) of  $\mathbf{R}_{lk}^j$  as the following:

$$\mathbf{R}_{lk}^j \approx \mathbf{V} \mathbf{D}_{lk}^j \mathbf{V}^H \quad (23)$$

where the  $m$ -th column of  $\mathbf{V}$  is  $\frac{1}{\sqrt{M}} \mathbf{a}(\phi)$  with  $\cos(\phi) = -1 + \frac{2(m-1)}{M}$ ,  $m = 1, \dots, M$ ,  $\mathbf{D}_{lk}^j = \text{diag}(\lambda_{jlk_1}, \dots, \lambda_{jlk_M})$  is a diagonal matrix that contains eigenvalues of  $\mathbf{R}_{lk}^j$ , and  $\lambda_{jlk_m}$  corresponds to  $m$ -th column in  $\mathbf{V}$ . We will use the approximation in (23) to prove Theorem 4. The proof follows. **Proof.** In Appendix B we showed that  $\delta_{jlik}$  in (20) is composed of the basic functions  $\tilde{f}_0^{\pi_{jk}}(\Xi_{jk,jk}^j, \mathbf{I}, \frac{1}{M} \mathbf{T}_j, \mathbf{Y}_{li}^{jk})$  and  $\tilde{f}_0^{\pi_{jk}}(\Xi_{jk,jk}^j, \mathbf{Y}_{mr}^{jk}, \frac{1}{M} \mathbf{T}_j, \mathbf{Y}_{li}^{jk})$ . Hence,  $\delta_{jlik}$  is zero if these basic functions are zero. Based on the EVD in (23) we rewrite  $\tilde{f}_0^{\pi_{jk}}(\Xi_{jk,jk}^j, \mathbf{I}, \mathbf{T}_j, \mathbf{Y}_{li}^{jk})$  for  $(l, i) \in \pi_{jk}$  as follows:

$$\text{tr}(\mathbf{V} \mathbf{D}_{jk}^j \mathbf{D}_{li}^j (\sum_{(U, U') \in \pi_{jk}} p_{U'U} \tau_U \mathbf{D}_{U'U}^j + \sigma_{ul}^2 \mathbf{I}_M)^{-1} \mathbf{D}_T^j \mathbf{V}^H) \quad (24)$$

where  $\mathbf{D}_T^j$  is a diagonal matrix containing the eigenvalues of  $\mathbf{T}_j(\rho)$ . We note that (24) becomes zero when  $\sum_{(l,i) \in \pi_{jk}} \text{tr}(\mathbf{D}_{jk}^j \mathbf{D}_{li}^j) = \sum_{(l,i) \in \pi_{jk}} \text{tr}(\mathbf{R}_{jk}^j \mathbf{R}_{li}^j) = 0$ . Similarly, we can rewrite  $\tilde{f}_0^{\pi_{jk}}(\Xi_{jk,jk}^j, \mathbf{Y}_{mr}^{jk}, \frac{1}{M} \mathbf{T}_j, \mathbf{Y}_{li}^{jk})$  and show that it becomes zero under the same condition. This condition implies that all terms of  $\eta_{jk}$  in (20) are zero. Thus users in  $\pi_{jk}$  appear to have orthogonal pilots, even though they share the same pilot.

**Remark 4.** Interestingly, when the condition in (21) holds true, the desired signal power in (16) is maximized. This is because from (44) in appendix we have  $\delta_{jk} = \tilde{f}_N^{\pi_{jk}}(\Xi_{jk,jk}^j, \mathbf{I}, \frac{1}{M} \mathbf{T}_j, \mathbf{I})$ . When the condition in (21) is satisfied, the first term in  $\delta_{jk}$ , which is positive, remains unchanged, while the remaining terms inside the sum that are positive become zero.

We have noted before that for correlated fading model the MMSE channel estimates and the M-MMSE detectors are not aligned (are separable) when **A1** is satisfied. Expanding the term  $\|\mathbf{R}_{jk}^j - \sum_{(l,i) \in \pi_{jk}} c_{li} \mathbf{R}_{li}^j\|_F^2$  we obtain:

$$tr((\mathbf{R}_{jk}^j)^2) + tr(\sum_{(l,i) \in \pi_{jk}} c_{li} \mathbf{R}_{li}^j)^2 - 2tr(\sum_{(l,i) \in \pi_{jk}} c_{li} \mathbf{R}_{jk}^j \mathbf{R}_{li}^j)$$

This implies that when the sufficient condition in (21) holds true, **A1** is satisfied. For a single-cell system where pilot reuse within the cell is allowed, the authors in [27] proved that the minimum of the sum of mean square errors of channel estimates is achieved when the spatial correlation matrices of any two pilot sharing users are orthogonal, i.e.,

$$\theta(\mathbf{R}_{jk}^j, \mathbf{R}_{li}^j) = \arccos \frac{tr(\mathbf{R}_{jk}^j \mathbf{R}_{li}^j)}{\|\mathbf{R}_{jk}^j\|_F \|\mathbf{R}_{li}^j\|_F} = 90^\circ, \forall (l, i) \in \pi_{jk} \quad (25)$$

While conditions (21) and (25) may appear similar, they are, in fact, distinct. Condition (25) is (21) divided by  $\|\mathbf{R}_{jk}^j\|_F = \sqrt{tr(\mathbf{R}_{jk}^j \mathbf{R}_{jk}^j)} = \sqrt{\sum_{n \in P_{jk}} \lambda_{jk_n}^2}$  and  $\|\mathbf{R}_{li}^j\|_F = \sqrt{tr(\mathbf{R}_{li}^j \mathbf{R}_{li}^j)} = \sqrt{\sum_{n \in P_{li}} \lambda_{li_n}^2}$ . This division reduces the eigenvalue effects and concentrates more on orthogonal support of eigenvector. While condition (21) exactly minimizes the interference power of users who reuse the same pilot, condition (25) minimizes the overlapping AOA intervals of users who reuse the same pilot, which only partially contributes to interference power minimization.

### B. Our Proposed Multi-Cell PA Scheme

Algorithm 1 outlines the pseudocode of our proposed multi-cell PA scheme, in which we leverage Theorem 4 in two crucial steps. First, we identify users producing higher interference power when using the same pilot, enabling us to strategically assign them orthogonal pilots. Second, we determine users producing lower interference power when using the same pilot, enabling us to assign them the same pilot. Each BS can run Algorithm 1 distributively, assuming that it has the values of  $tr(\mathbf{R}_{jk}^j \mathbf{R}_{li}^j)$  for all  $k, l, i, j$ . This becomes possible when BS  $j$  sends the values of  $tr(\mathbf{R}_{jk}^j \mathbf{R}_{li}^j)$  for all  $k, l, i$  to other BSs, requiring BS  $j$  to send total of  $\frac{LK}{2}(LK-1)(L-1)$  real values, which it is independent of  $M$ . To run algorithm 1 and compute condition (21) one needs  $\frac{LK}{2}(LK-1)M^2$  complex multiplications.

### C. Our Proposed Single-Cell PA Scheme

Recall the single-cell graph based PA scheme in [18] is based on uncorrelated fading model and specifically designed for a matched filter detector at BS. We extend this scheme to correlated fading model and an M-MMSE detector at BS. To enable extending the scheme in [18] to correlated fading model, based on our derived large-scale SINR approximation, we define a metric similar to the metric in (18), to measure the severity of pilot contamination between two pilot sharing users, user  $jk$  and user  $li$  where  $l \neq j$ . The metric is:

$$\zeta_{jk,li} = \frac{\delta_{jk}^2}{\delta_{jk}^2} + \frac{\delta_{li}^2}{\delta_{li}^2} \quad (26)$$

---

### Algorithm 1 Our proposed multi-cell PA algorithm.

---

**Require:** The spatial correlation matrices  $\mathbf{R}$ , the network pilot matrix  $\Phi$ , the user set  $\mathcal{S} = \{(l, k), \forall l, k\}$ , and orthogonal pilot length  $\eta = \tau_p$ .

**Ensure:**  $\pi_{lk}$  and  $\hat{\pi}_{lk}$  for  $l = 1, \dots, L$  and  $k = 1, \dots, K$ .

- 1: **Initialization:**  $\pi_{lk} = \emptyset$  and  $\hat{\pi}_{lk} = (l, k) \forall l, k$ .
  - 2: **while**  $\eta \neq 0$  for  $l = 1, \dots, L$  and  $k = 1, \dots, K$  **do**
  - 3:  $(\hat{l}, \hat{k}) = \arg \max_{(\hat{l}, \hat{k})} \sum_{(l, k) \in \mathcal{S}} \sum_{j=1}^L tr(\mathbf{R}_{lk}^j \mathbf{R}_{\hat{l}\hat{k}}^j)$
  - 4: Update  $\pi_{lk} \leftarrow \pi_{lk} \cup (\hat{l}, \hat{k})$  and  $\hat{\pi}_{lk} \leftarrow \hat{\pi}_{lk} \cup (\hat{l}, \hat{k})$
  - 5: Update  $\pi_{\hat{l}\hat{k}} \leftarrow \pi_{\hat{l}\hat{k}} \cup (l, k)$  and  $\hat{\pi}_{\hat{l}\hat{k}} \leftarrow \hat{\pi}_{\hat{l}\hat{k}} \cup (l, k)$
  - 6: Update  $\mathcal{S} \leftarrow \mathcal{S} \setminus (\hat{l}, \hat{k})$  and  $\mathcal{S} \leftarrow \mathcal{S} \setminus (l, k)$
  - 7: Update  $\eta \leftarrow \eta - 1$
  - 8: **end while**
  - 9: **while**  $(\hat{l}, \hat{k}) \notin \hat{\pi}_{lk}$  for  $l = 1, \dots, L$  and  $k = 1, \dots, K$  **do**
  - 10:  $(\hat{l}, \hat{k}) = \arg \min_{(\hat{l}, \hat{k})} \sum_{(l, k) \notin \pi_{lk}} \sum_{j=1}^L tr(\mathbf{R}_{lk}^j \mathbf{R}_{\hat{l}\hat{k}}^j)$
  - 11: Update  $\pi_{lk} \leftarrow \pi_{lk} \cup (\hat{l}, \hat{k})$  and  $\hat{\pi}_{lk} \leftarrow \hat{\pi}_{lk} \cup (\hat{l}, \hat{k})$
  - 12: Update  $\pi_{\hat{l}\hat{k}} \leftarrow \pi_{\hat{l}\hat{k}} \cup (l, k)$  and  $\hat{\pi}_{\hat{l}\hat{k}} \leftarrow \hat{\pi}_{\hat{l}\hat{k}} \cup (l, k)$
  - 13: **end while**
- 

## V. PILOT AND DATA POWER CONTROL

### A. Pilot Power Control

In this subsection given a PA, we seek the optimal pilot power allocation among all users such that a weighted sum of all the channel estimation error covariance matrices in the network is minimized, subject to a constraint on average transmit power per user  $P_{lk} = \frac{E_{lk}}{\tau_p + \tau_u} \forall l, k$  where  $E_{lk}$  is the total energy budget for user  $lk$  within one coherence block. Let vector  $\hat{\mathbf{p}} = [\hat{p}_{11}, \dots, \hat{p}_{LK}]$  contain the pilot powers of all users. This constrained optimization problem can be written as the following, where  $\tilde{\omega}_{lk}$  is the weight for user  $lk$ :

$$(P1) \quad \max_{\hat{\mathbf{p}}} \sum_{(j,l,k)} \tilde{\omega}_{lk} tr(\hat{p}_{lk} \mathbf{R}_{lk}^j (\psi_{lk}^j)^{-1} \mathbf{R}_{lk}^j) \quad (27)$$

s.t.  $\hat{p}_{lk} \leq P_{lk}, \forall l, k$

To solve (P1) we utilize the matrix partial fraction transform, and in particular, matrix quadratic transform in [28], [29], to transform (P1) to an equivalent problem (P2).

**Theorem 5** ([28]). *Given a nonempty constraint set  $X$ , a sequence of non-negative functions  $\mathbf{A}_n(\mathbf{x}) \in \mathbb{H}_+^{M \times M}$ , strictly positive  $\mathbf{B}_n(\mathbf{x}) \in \mathbb{H}_+^{M \times M}$ , and nondecreasing matrix functions  $F_n : \mathbb{H}_+^{M \times M} \rightarrow \mathbb{R}$ , in the sense that  $F_n(\mathbf{Z}) \geq F_n(\mathbf{Z}')$  if  $\mathbf{Z} \succeq \mathbf{Z}'$ , for  $n = 1, \dots, N$ , the sum-of-functions-of-matrix-ratio problem*

$$\max_{\mathbf{x}} \sum_{n=1}^N F_n(\mathbf{A}_n^H(\mathbf{x}) \mathbf{B}_n^{-1}(\mathbf{x}) \mathbf{A}_n(\mathbf{x})) \quad (28)$$

s.t.  $\mathbf{x} \in X$

is equivalent to

$$\max_{\mathbf{x}, \Lambda_n, \forall n} \sum_{n=1}^N F_n(2\Re\{\mathbf{A}_n^H(\mathbf{x}) \Lambda_n\} - \Lambda_n^H \mathbf{B}_n(\mathbf{x}) \Lambda_n) \quad (29)$$

s.t.  $\mathbf{x} \in X, \Lambda_n \in \mathbb{C}^{M \times M}, \forall n$

with an auxiliary variable  $\Lambda_n$  introduced for each matrix ratio term  $\mathbf{A}_n^H(\mathbf{x}) \mathbf{B}_n^{-1}(\mathbf{x}) \mathbf{A}_n(\mathbf{x})$ .

Leveraging Theorem 5, we transform (P1) into (P2):

$$(P2) \quad \max_{\hat{\mathbf{p}}, \hat{\rho}_{lk}, \forall j, l, k} \sum_{(j, l, k)} \text{tr}(\mathfrak{R}\{\sqrt{\hat{\rho}_{lk}} \mathbf{R}_{lk}^j \mathbf{\Lambda}_{lk}^j\} - \mathbf{\Lambda}_{lk}^j \psi_{lk}^j \mathbf{\Lambda}_{lk}^j) \quad \mathbf{F}_{uv} = \begin{cases} 0, & \text{if } (l, m) = (j, k), \\ \frac{\delta_{jk}^2}{\delta_{jk}''}, & \text{if } i_{lm} = i_{jk}, (l, m) \neq (j, k), \\ \frac{\mu_{jlmk}}{\delta_{jk}''}, & \text{if } i_{lm} \neq i_{jk}, \end{cases} \quad \mathbf{U}_{uu} = \frac{\delta_{jk}^2}{\delta_{jk}''},$$

$$\text{s.t. } \hat{\rho}_{lk} \leq P_{lk}, \forall l, k \quad \mathbf{\Lambda}_{lk}^j \in \mathbb{C}^{M \times M}, \forall l, j, k \quad (30)$$

To solve (P2) we decompose it into two sub-problems and we iterate between solving these two sub-problems until we converge to the solution. In the first sub-problem, given  $\hat{\mathbf{p}}$ , we minimize the objective function in (30) with respect to  $\mathbf{\Lambda}_{lk}^j, \forall j, l, k$ . Let  $\mathbf{\Lambda}_{lk}^{j*}$  be the minimizer of the objective function. We obtain:

$$\mathbf{\Lambda}_{lk}^{j*} = \sqrt{\hat{\rho}_{lk}} (\psi_{lk}^j)^{-1} (\mathbf{R}_{lk}^j)^H \quad (31)$$

In the second sub-problem, given  $\mathbf{\Lambda}_{lk}^j, \forall l, j, k$ , we minimize the objective function in (30) with respect to  $\hat{\rho}_{lk}, \forall l, k$ . Let  $\hat{\rho}_{lk}^*$  be the minimizer of the objective function. We obtain:

$$\hat{\rho}_{lk}^* = \min\left\{\left(\frac{\sum_j \text{tr}(\mathfrak{R}\{\mathbf{R}_{lk}^j \mathbf{\Lambda}_{lk}^j\})}{\tau_\rho \sum_j \sum_{(r, i) \in \hat{\rho}_{lk}} \text{tr}((\mathbf{\Lambda}_{ri}^j)^H \mathbf{R}_{lk}^j \mathbf{\Lambda}_{ri}^j) + \eta_{lk}}\right)^2, P_{lk}\right\} \quad (32)$$

where the Lagrange multiplier  $\eta_{lk}$  corresponding to the power constraint is:

$$\eta_{lk}^* = \begin{cases} 0, & \text{if } \hat{\rho}_{lk}^* \leq P_{lk}, \\ \eta_{lk} > 0, & \text{with } \hat{\rho}_{lk}^* = P_{lk}. \end{cases} \quad (33)$$

### B. Uplink Data Power Control To Maximize Uplink Sum SE

Given a PA and pilot power allocation, we find the optimal uplink data power allocation among all users such that the weighted sum of all users' rates is maximized, subject to a constraint on average energy per user in uplink. Let vector  $\mathbf{p}^{ul} = [p_{11}^{ul}, \dots, p_{LK}^{ul}]$  contain the uplink data powers of all users. This constrained optimization problem can be expressed as the following, where  $\tilde{\omega}_{jk}$  is the weight for user  $jk$ :

$$(P3) \quad \max_{\mathbf{p}^{ul}} \sum_{(j, k)} \tilde{\omega}_{jk} \overline{SE}_{jk}^{ul} \quad (34)$$

$$\text{s.t. } \hat{p}_{jk} \tau_p + p_{jk}^{ul} \tau_u \leq E_{jk}, \forall j, k$$

One can show that (P3) is a non-convex and NP-hard. To solve (P3), we apply high SNR approximation to approximate  $\log(1 + \text{SINR})$  with  $\log(\text{SINR})$ , which allows us to convert (P3) into a geometric programming (GP) problem. To be specific, let  $\mathbf{q} = [q_{11}, \dots, q_{LK}]^T$  be a vector of auxiliary variables, where  $q_{jk} \leq \text{SINR}_{jk}^{ul}$ . We convert (P3) into (P4):

$$(P4) \quad \max_{\mathbf{p}^{ul}, \mathbf{q}} \prod_{(j, k)} q_{jk} \quad (35)$$

$$\text{s.t. } \frac{q_{jk} \frac{1}{\tilde{\omega}_{jk}}}{p_{jk} \mathbf{U}_{uu}} \left( \sum_{(l, m)} p_{lm} \mathbf{F}_{uv} + \sigma_{ul}^2 \right) \leq 1,$$

$$\hat{p}_{jk} \tau_p + p_{jk}^{ul} \tau_u \leq E_{jk}, \forall j, k$$

where  $\mathbf{F}_{uv}$  and  $\mathbf{U}_{uu}$  in (35) are the (u,v)-th element and (u,u)-th element of matrix  $\mathbf{F} \in \mathbb{R}^{LK \times LK}$  and diagonal matrix  $\mathbf{U} \in \mathbb{R}^{LK \times LK}$  given below, and  $u = k + (j - 1)K$  and  $v = m + (l - 1)K$ .

Note that (P4) can be solved efficiently by CVX toolbox in MATLAB. For fixed  $\mathbf{F}$  and  $\mathbf{U}$ , [30] proposed a low complexity fixed point iteration method, based on KKT optimality condition, that converges geometrically fast to the optimal solution, when the power coefficient  $p_{jk}^{ul}$  is updated as the following (with our notations):

$$p_{jk}(t+1) = \min\left\{\tilde{\omega}_{jk} / \left( \sum_{(l, m)} \frac{\tilde{\omega}_{lm} \mathbf{F}_{vu} \overline{\text{SINR}}_{lm}^{ul}(\mathbf{p}^{ul}(t))}{\mathbf{U}_{vv} p_{lm}(t)} \right), p_{jk}^{ul}(0)\right\} \quad (37)$$

where  $t$  is the iteration index in the fixed point algorithm, for  $t = 0, 1, \dots$ , and the initial point vector is  $\mathbf{p}^{ul}(0) = [p_{11}^{ul}(0), \dots, p_{LK}^{ul}(0)]^T$  with  $p_{jk}^{ul}(0) = (E_{jk} - \hat{p}_{jk} \tau_p) / \tau_u$ . Note that in our case  $\mathbf{F}$  and  $\mathbf{U}$  are not fixed since  $\delta_{jk}$ ,  $\mu_{jlmk}$ , and  $\delta_{jk}''$  will change as  $p_{jk}^{ul}$  changes. To address this issue we calculate  $\mathbf{F}$  and  $\mathbf{U}$  only once using the initial point vector  $\mathbf{p}^{ul}(0)$ , and keep them fixed during the iteration, and use (37) to update  $p_{jk}^{ul}, \forall j, k$ , until the algorithm converges.

### C. Uplink Data Power Control To Maximize the Lowest Rate

Here, we maximize the lowest user rate, to ensure fairness among users. In particular, we consider the following problem:

$$(P5) \quad \max_{\mathbf{p}^{ul}} \min_{j, k} \overline{\text{SINR}}_{jk}^{ul} \quad (38)$$

$$\text{s.t. } \hat{p}_{jk} \tau_p + p_{jk}^{ul} \tau_u \leq E_{jk}, \forall j, k$$

which can be converted into the following problem:

$$(P6) \quad \max_{\mathbf{p}^{ul}, q} q \quad (39)$$

$$\text{s.t. } \frac{q}{\overline{\text{SINR}}_{jk}^{ul}} \leq 1, \quad \hat{p}_{jk} \tau_p + p_{jk}^{ul} \tau_u \leq E_{jk}$$

where  $q$  is an auxiliary variable. An effective strategy to solve (P6) is to apply the bisection method on the parameter  $q$ . Through the iterative resolution of a succession of linear feasibility problems, this method facilitates rapid convergence towards the global optimal solution of (P6) [14].

### D. Uplink-Downlink Duality Power Control

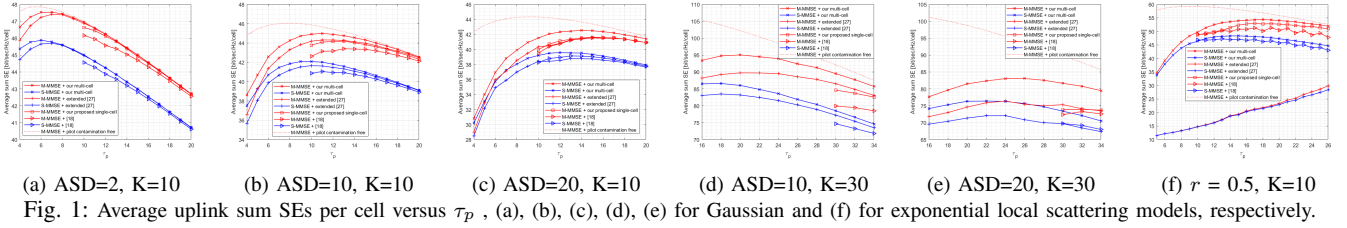
Utilizing the deterministic SINR approximation in (16), the following theorem establishes a duality relationship between the uplink and downlink scenarios.

**Theorem 6.** Let vector  $\mathbf{p}^{dl} = [p_{11}^{dl}, \dots, p_{LK}^{dl}]$  include the downlink data powers of all users. Given any set of detectors and uplink data power vector  $\mathbf{p}^{ul}$ ,  $\text{SINR}_{jk}^{ul} = \text{SINR}_{jk}^{dl}$  and  $\text{SE}_{jk}^{ul} = \text{SE}_{jk}^{dl}, \forall j, k$  if precoders are chosen according to (13), and downlink data powers are selected as below [14]:

$$\mathbf{p}^{dl} = \frac{\sigma_{dl}^2}{\sigma_{ul}^2} \left( \mathbf{U} - \mathbf{E} \mathbf{B}^T \right)^{-1} (\mathbf{U} - \mathbf{E} \mathbf{B}) \mathbf{p}^{ul} \quad (40)$$

where  $\mathbf{E} = \text{diag}(\overline{\text{SINR}}_{11}^{ul}, \dots, \overline{\text{SINR}}_{LK}^{ul})$ ,  $\mathbf{B} = \mathbf{F} + \mathbf{U}$ , and  $\mathbf{F}$  and  $\mathbf{U}$  are given in (36).





## VI. SIMULATION RESULTS AND DISCUSSION

In this section, we present simulation results to demonstrate the effectiveness of our proposed PA and power allocation schemes. We consider  $L = 4$  square cells, each covering a square of  $0.5km \times 0.5km$ , on a square grid of  $2 \times 2$  cells, and simulate a wrap-around topology to mitigate edge effects and ensure uniform simulation performance across all cells [14]. A BS with  $M = 100$  antennas is located at the center of each cell. The users are uniformly and independently distributed within each cell, positioned at distances greater than  $35m$  from the serving BS. We let the system bandwidth  $W = 20MHz$  and,  $\tau_c = 200$  samples, and  $\tau_d = \tau_u + \tau_p = \frac{\tau_c}{2}$ . Due to uplink-downlink Duality we only consider uplink transmission for brevity. We assume the receiver noise power is  $-94dBm$ ,  $E_{lk} = 20J$ , and per-user transmit power is  $P = 20dBm$  (except Fig. 4). With these parameters and equal power allocation among users, the received SNR at the BS from users positioned at the vertex of a cell is approximately  $13dB$ , accounting for path loss only. We adopt 3GPP LTE model in  $2GHz$  carriers for  $\beta_{lk}^j$  (in dB) [31]:

$$\beta_{lk}^j (\text{in dB}) = -148.1 - 37.6 \log_{10} \left( \frac{d_{lk}^j}{1km} \right) + z_{lk}^j \quad (41)$$

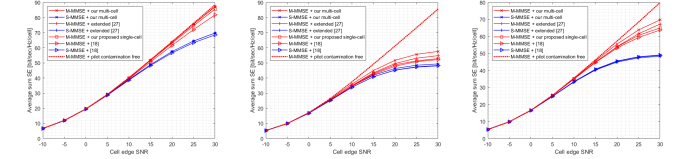
where  $d_{lk}^j$  in  $km$  measures the distance between user  $lk$  and BS  $j$ , and  $z_{lk}^j \sim \mathcal{N}(0, 10dB)$  models the log-normal shadowing effect. To characterize spatial correlation matrix  $\mathbf{R}$  for ULA antennas in terms of the large scale fading coefficient  $\beta$  we consider the following two models:

- For Gaussian local scattering model, the  $(n, m)$ -th entry of  $\mathbf{R}$  [14] is  $[\mathbf{R}]_{n,m} = \beta \int e^{2\pi j d_H(n-m) \sin(\phi)} f(\phi) d\phi$ . The angle of a multipath component is  $\phi = \bar{\phi} + \delta$ , where  $\bar{\phi}$  is a deterministic nominal angle,  $\delta \sim \mathcal{N}(0, \sigma_{\bar{\phi}}^2)$ , and  $\sigma_{\bar{\phi}}$  (measured in radians) is the angular standard deviation (ASD).

- For exponential local scattering model, the  $(n, m)$ -th entry of  $\mathbf{R}$  is  $[\mathbf{R}]_{n,m} = \beta r^{|n-m|} e^{i(n-m)\bar{\phi}}$  [32], where  $r \in [0, 1]$  is called the correlation factor.

To demonstrate the benefits of our proposed multi-cell PA scheme, we compare it with the single-cell PA schemes in [18], our proposed single-cell PA scheme, extension of the single-cell PA scheme in [27] with condition (25) to a multi-cell PA scheme using Algorithm 1, (dubbed as extended [27] scheme), with both S-MMSE and M-MMSE processors, and use pilot contamination free for M-MMSE as a benchmark.

Fig. (1) plots uplink sum SE versus  $\tau_p$  for Gaussian and exponential local scattering models. Fig. 1(a) shows for low ASD different PA schemes exhibit similar performance, as there is a reduced likelihood of overlapping multipath AOA intervals among users sharing pilot, resulting in minimal coherent interference and mitigating the impact of PA schemes.



(a) ASD = 2,  $\tau_p = K$  (b) ASD = 20,  $\tau_p = K$  (c) ASD = 20,  $\tau_p = 2K$   
Fig. 2: Average uplink sum SE per cell versus cell edge SINR for Gaussian scattering model and  $K = 10$ .

However, as the  $\tau_p$  decreases, the performance of different schemes becomes increasingly distinct and divergent. Figs. 1(b) and 1(c) show as ASD increases (resulting in heightened coherent interference), the superiority of our proposed multi-cell scheme, which directly minimizes this interference, becomes increasingly evident. We observe that the optimal  $\tau_p$  value, at which the sum SE is maximized, increases with ASD. However, the maximized sum SE decreases accordingly. Also, our single-cell scheme consistently outperforms the scheme in [18]. However, as ASD increases, and the correlated channel model approaches the uncorrelated channel model, their performance begins to converge closely. Figs. 1(d) and 1(e) show as  $K$  increases, our multi-cell PA scheme exhibits a remarkable performance superiority compared to alternative approaches. Noticeably, the fusion of S-MMSE and our multi-cell scheme surpasses the performance of combining M-MMSE with other PA schemes, underscoring the significance of our orthogonality condition as delineated in (21). Moreover, our multi-cell scheme achieves the maximum sum SE at a considerably lower  $\tau_p$  compared to  $K$ . Fig. 1 (f) plots uplink sum SE versus  $\tau_p$  for Exponential local scattering model. Our proposed multi-cell PA scheme significantly outperforms the extended [27] scheme. In the remaining, we focus on Gaussian local scattering model. Fig. (2) illustrates the relationship between uplink sum SE and per-user transmit power across various ASD and  $\tau_p$  values. With  $\tau = K$ , as ASD increases, the sum SE begins to plateau at high transmit power levels. To counteract this saturation effect, increasing  $\tau_p$  can be effective, boosting the sum SE. The advantages of utilizing a multi-cell PA strategy become evident when contrasting the integration of a multi-cell scheme with M-MMSE and S-MMSE processing, as depicted in Fig. (2b) and Fig. (2c), particularly at high transmit power levels. While the sum SE increase remains limited with S-MMSE processing, there is a notable escalation in sum SE with M-MMSE processing as transmit power rises. Fig. (3) plots uplink sum SE versus  $M$ . As  $M$  increases, the potential for achieving a larger sum SE with M-MMSE processing compared to S-MMSE processing becomes more pronounced. Surprisingly, with small  $M$ , the combination of S-MMSE with our multi-cell PA scheme matches or even

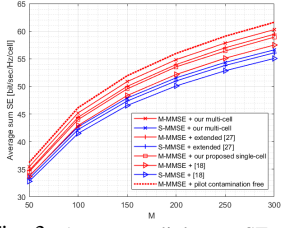


Fig. 3: Average uplink sum SE per cell versus  $M$  for Gaussian scattering model,  $ASD = 10$  and  $\tau_p = K = 10$ .

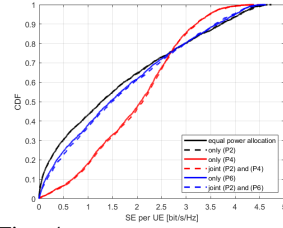


Fig. 4: CDF of per-user SE for Gaussian scattering model,  $ASD = 10$  and  $\tau_p = K = 10$ .

outperforms the integration of M-MMSE with the scheme in [18]. Focusing on M-MMSE processing, as  $M$  increases, the sum SE of our single-cell scheme experiences more growth compared to the scheme in [18], while the sum SE of the extended [27] scheme shows even more growth compared to our single-cell scheme. Furthermore, our multi-cell scheme demonstrates even higher sum SE growth compared to all of the aforementioned techniques. To investigate the effectiveness of the proposed pilot and data power allocation, Fig.4) displays the cumulative distribution function (CDF) of per-user SE. As a baseline, we provide the results for equal power allocation where  $p_{lk} = \hat{p}_{lk} = P$ . By solely optimizing data power allocation through solving (P6), fairness among users notable improve compared to the baseline. When optimizing only data power allocation by solving (P4) results in a significant increase in sum SE, 20.3%, and fairness compared to the baseline. However, when optimizing both pilot and data power allocation by solving (P2) along with (P6) and (P4), there is only a slight improvement in sum SE compared to the optimization achieved by solving (P4) and (P6) without pilot power optimization.

## VII. CONCLUSION

We considered a multi-cell massive MIMO system with correlated Rayleigh fading channels and M-MMSE processing at each BS. We showed that, different from uncorrelated fading model, M-MMSE detectors of pilot sharing users are separable vectors (assuming that the spatial correlation matrices of those users are asymptotically linearly independent). This separability enables the M-MMSE detectors to effectively mitigate pilot contamination. We also showed that single-cell PA schemes fail to effectively suppress pilot contamination when each BS utilizes M-MMSE processing. We derived a large-scale approximation of the uplink SINR, in which the MMSE channel estimates of pilot sharing users are not parallel and pilot sharing within cells is allowed. By leveraging the derived SINR approximation, we developed a low-complexity multi-cell PA scheme aimed at minimizing coherent interference and addressed pilot and data power allocation problems. Our simulations (i) establish the superiority of our multi-cell PA scheme, requiring significantly less pilot overhead, (ii) demonstrate that integrating S-MMSE with our multi-cell scheme outperforms combining M-MMSE with other PA schemes, emphasizing the importance of our orthogonality condition, (iii) show that the proposed power allocation schemes significantly increase the sum SE while achieving good fairness among users, compared to the equal power allocation policy.

## APPENDIX A USEFUL LEMMAS

**Lemma 1** (Lem. B.26 [33], Thm. 3.7 [34], Lem. 12 [26]). *Let  $\mathbf{A} \in \mathbb{C}^{M \times M}$  and  $x, y \sim \mathcal{N}_{\mathbb{C}}(0, \frac{1}{M} \mathbf{I}_M)$ . Assume that  $\mathbf{A}$  has a uniformly bounded spectral norm with respect to  $M$  and  $x, y$  are mutually independent and independent of  $\mathbf{A}$ . Then:*

- 1)  $\{ |(x^H \mathbf{A} x)^2 - (\frac{1}{M} \text{tr} \mathbf{A})^2| \} \xrightarrow{M \rightarrow \infty} 0$
- 2)  $x^H \mathbf{A} x - \frac{1}{M} \text{tr} \mathbf{A} \xrightarrow{M \rightarrow \infty} 0$
- 3)  $x^H \mathbf{A} y \xrightarrow{M \rightarrow \infty} 0$

**Lemma 2** (Matrix inversion Lemma [35]). *Let  $\mathbf{A} \in \mathbb{C}^{M \times M}$  a Hermitian invertible matrix. Then, for any vector  $x \in \mathbb{C}^M$  and scalar  $\tau \in \mathbb{C}$  such that  $\mathbf{A} + \tau x x^H$  is invertible, we have:*

- 1)  $x^H (\mathbf{A} + \tau x x^H)^{-1} = \frac{x^H \mathbf{A}^{-1}}{1 + \tau x^H \mathbf{A}^{-1} x}$
- 2)  $(\mathbf{A} + \tau x x^H)^{-1} = \mathbf{A}^{-1} - \frac{\mathbf{A}^{-1} \tau x x^H \mathbf{A}^{-1}}{1 + \tau x^H \mathbf{A}^{-1} x}$

**Lemma 3** (Rank-1 perturbation Lemma [35]). *Let  $z < 0$ ,  $\mathbf{A}, \mathbf{B} \in \mathbb{C}^{M \times M}$  where  $\mathbf{A}$  is a Hermitian and non-negative definite matrix, and  $\mathbf{v} \in \mathbb{C}^M$ . Then:*

$$| \text{tr}((\mathbf{A} - z \mathbf{I}_M)^{-1} - (\mathbf{A} + \mathbf{v} \mathbf{v}^H - z \mathbf{I}_M)^{-1} \mathbf{B}) | \leq \frac{\|\mathbf{B}\|}{|z|}$$

**Lemma 4.** *Let  $\mathbf{A}, \mathbf{B}, \mathbf{X}, \mathbf{Y}, \mathbf{\Upsilon} \in \mathbb{C}^{M \times M}$ ,  $N = |\pi_{jk}|$ , and  $\pi_{jk_n}$  represent the  $n$ -th element of set  $\pi_{jk}$ , and user  $mr$  corresponds to index  $\pi_{jk_n}$ . We define the basic functions  $\mathbf{F}_0^{\pi_{jk}}(\mathbf{A}, \mathbf{X}, \mathbf{\Sigma}, \mathbf{B}) = \mathbf{F}_0^{\pi_{jk}}(\mathbf{A}, \mathbf{X}, \mathbf{\Sigma}, \mathbf{B}) = \mathbf{A} \mathbf{X} \mathbf{B}$ ,  $\mathbf{F}_0^{\pi_{jk}}(\mathbf{A}, \mathbf{\Sigma}, \mathbf{Y}, \mathbf{B}) = \mathbf{F}_0^{\pi_{jk}}(\mathbf{A}, \mathbf{\Sigma}, \mathbf{Y}, \mathbf{B}) = \mathbf{A} \mathbf{Y} \mathbf{B}$ , and  $\hat{f}_0^{\pi_{jk}}(\mathbf{\Xi}_{jk, jk}^j, \mathbf{A}, \mathbf{X}, \mathbf{\Sigma}, \mathbf{B}) = \text{tr}(\mathbf{\Xi}_{jk, jk}^j \mathbf{A} \mathbf{X} \mathbf{B})$ , and  $\hat{f}_0^{\pi_{jk}}(\mathbf{\Xi}_{jk, jk}^j, \mathbf{A}, \mathbf{\Sigma}, \mathbf{Y}, \mathbf{B}) = \text{tr}(\mathbf{\Xi}_{jk, jk}^j \mathbf{A} \mathbf{Y} \mathbf{B})$ . The functions  $\mathbf{F}_N^{\pi_{jk}}(\mathbf{A}, \mathbf{X}, \mathbf{Y}, \mathbf{B})$ ,  $\hat{\mathbf{F}}_N^{\pi_{jk}}(\mathbf{A}, \mathbf{X}, \mathbf{Y}, \mathbf{B})$ , and  $\hat{f}_N^{\pi_{jk}}(\mathbf{\Xi}_{jk, jk}^j, \mathbf{A}, \mathbf{X}, \mathbf{Y}, \mathbf{B})$  satisfy the following recursive equations while  $\mathbf{\Sigma}$  is equal to at least one of  $\mathbf{X}$  or  $\mathbf{Y}$ :  $\mathbf{F}_N^{\pi_{jk}}(\mathbf{A}, \mathbf{X}, \mathbf{Y}, \mathbf{B}) = \mathbf{F}_{N-1}^{\pi_{jk}}(\mathbf{A}, \mathbf{X}, \mathbf{Y}, \mathbf{B}) - \frac{p_{mr} \mathbf{F}_{N-1}^{\pi_{jk}}(\mathbf{A}, \mathbf{X}, \cdot, \cdot) \hat{h}_{mr}^j (\hat{h}_{mr}^j)^H \mathbf{F}_{N-1}^{\pi_{jk}}(\cdot, \cdot, \mathbf{Y}, \mathbf{B})}{1 + p_{mr} (\hat{h}_{mr}^j)^H \mathbf{F}_{N-1}^{\pi_{jk}}(\cdot, \cdot, \cdot, \cdot) \hat{h}_{mr}^j}$ ,  $\hat{\mathbf{F}}_N^{\pi_{jk}}(\mathbf{A}, \mathbf{X}, \mathbf{Y}, \mathbf{B}) = \hat{\mathbf{F}}_{N-1}^{\pi_{jk}}(\mathbf{A}, \mathbf{X}, \mathbf{Y}, \mathbf{B}) - \frac{p_{mr} \mathbf{F}_{N-1}^{\pi_{jk}}(\mathbf{A}, \mathbf{X}, \cdot, \cdot) \hat{h}_{mr}^j (\hat{h}_{mr}^j)^H \mathbf{F}_{N-1}^{\pi_{jk}}(\cdot, \cdot, \cdot, \mathbf{Y}, \mathbf{B})}{1 + p_{mr} (\hat{h}_{mr}^j)^H \mathbf{F}_{N-1}^{\pi_{jk}}(\cdot, \cdot, \cdot, \cdot) \hat{h}_{mr}^j}$ ,  $\hat{f}_N^{\pi_{jk}}(\mathbf{\Xi}_{jk, jk}^j, \mathbf{A}, \mathbf{X}, \mathbf{Y}, \mathbf{B}) = \hat{f}_{N-1}^{\pi_{jk}}(\mathbf{\Xi}_{jk, jk}^j, \mathbf{A}, \mathbf{X}, \mathbf{Y}, \mathbf{B}) - \frac{p_{mr} \hat{f}_{N-1}^{\pi_{jk}}(\cdot, \cdot, \cdot, \mathbf{A}, \mathbf{X}, \cdot, \cdot) \hat{f}_{N-1}^{\pi_{jk}}(\cdot, \cdot, \cdot, \cdot) \hat{f}_{N-1}^{\pi_{jk}}(\cdot, \cdot, \cdot, \mathbf{Y}, \mathbf{B})}{1 + p_{mr} \hat{f}_{N-1}^{\pi_{jk}}(\cdot, \cdot, \cdot, \cdot) \hat{f}_{N-1}^{\pi_{jk}}(\cdot, \cdot, \cdot, \cdot)}$ . To reduce the size of the equations, we define  $\mathbf{F}_0^{\pi_{jk}}(\mathbf{A}, \mathbf{X}, \mathbf{X}, \mathbf{B}) = \mathbf{F}_0^{\pi_{jk}}(\mathbf{A}, \mathbf{X}, \mathbf{B})$ ,  $\hat{\mathbf{F}}_0^{\pi_{jk}}(\mathbf{A}, \mathbf{X}, \mathbf{X}, \mathbf{B}) = \hat{\mathbf{F}}_0^{\pi_{jk}}(\mathbf{A}, \mathbf{X}, \mathbf{B})$ , and  $\hat{f}_0^{\pi_{jk}}(\mathbf{\Xi}_{jk, jk}^j, \mathbf{A}, \mathbf{X}, \mathbf{X}, \mathbf{B}) = \hat{f}_0^{\pi_{jk}}(\mathbf{\Xi}_{jk, jk}^j, \mathbf{A}, \mathbf{X}, \mathbf{B})$ . Utilizing these recursive formula we can express the functions  $\mathbf{F}_N^{\pi_{jk}}$ ,  $\hat{\mathbf{F}}_N^{\pi_{jk}}$ , and  $\hat{f}_N^{\pi_{jk}}$  according to (42), (43), and (44), in which all the functions can be expressed in terms of the basic functions  $\mathbf{F}_0^{\pi_{jk}}$ ,  $\hat{\mathbf{F}}_0^{\pi_{jk}}$ , and  $\hat{f}_0^{\pi_{jk}}$ .*

## APPENDIX B

A. We define the following matrices for  $\forall j, k$ .

- 1)  $\mathbf{\Sigma}_{\pi_{jk}} = (\mathbf{\Sigma}_j^{-1} - \sum_{n=1, (m,r)=\pi_{jk_n}}^N p_{mr} \hat{\mathbf{h}}_{mr}^j (\hat{\mathbf{h}}_{mr}^j)^H)^{-1}$
- 2)  $\hat{\mathbf{\Sigma}}_{\pi_{jk}} = (\mathbf{\Sigma}_j^{-1} - \sum_{n=1, (m,r)=\hat{\pi}_{jk_n}}^{N+1} p_{mr} \hat{\mathbf{h}}_{mr}^j (\hat{\mathbf{h}}_{mr}^j)^H)^{-1}$
- 3)  $\hat{\mathbf{\Sigma}}_j = M \mathbf{\Sigma}_j$ ,  $\mathbf{\Sigma}_{jk} = (\mathbf{\Sigma}_j^{-1} - p_{jk} \hat{\mathbf{h}}_{jk}^j (\hat{\mathbf{h}}_{jk}^j)^H)^{-1}$

B. Power of desired signal in (7)

To calculate the desired signal power, we have:

$$\mathbf{F}_N^{\pi_{jk}}(\mathbf{A}, \mathbf{X}, \mathbf{Y}, \mathbf{B}) = \mathbf{F}_0^{\pi_{jk}}(\mathbf{A}, \mathbf{X}, \mathbf{Y}, \mathbf{B}) - \sum_{\substack{n=1 \\ (mr)=\pi_{jk_n}}}^N \frac{p_{mr} \mathbf{F}_{n-1}^{\pi_{jk}}(\mathbf{A}, \mathbf{X}, \Sigma, \mathbf{I}) \hat{\mathbf{h}}_{mr}^j (\hat{\mathbf{h}}_{mr}^j)^H \mathbf{F}_{n-1}^{\pi_{jk}}(\mathbf{I}, \Sigma, \mathbf{Y}, \mathbf{B})}{1 + p_{mr} (\hat{\mathbf{h}}_{mr}^j)^H \mathbf{F}_{n-1}^{\pi_{jk}}(\mathbf{I}, \Sigma, \Sigma, \mathbf{I}) \hat{\mathbf{h}}_{mr}^j} \quad (42)$$

$$\hat{\mathbf{F}}_N^{\pi_{jk}}(\mathbf{A}, \mathbf{X}, \mathbf{Y}, \mathbf{B}) = \hat{\mathbf{F}}_0^{\pi_{jk}}(\mathbf{A}, \mathbf{X}, \mathbf{Y}, \mathbf{B}) - \sum_{\substack{n=1 \\ (mr)=\pi_{jk_n}}}^N \frac{p_{mr} \hat{\mathbf{F}}_{n-1}^{\pi_{jk}}(\mathbf{A}, \mathbf{X}, \Sigma, \mathbf{Y}_{mr}^{jk}) \hat{\mathbf{h}}_{jk}^j (\hat{\mathbf{h}}_{jk}^j)^H \hat{\mathbf{F}}_{n-1}^{\pi_{jk}}(\mathbf{Y}_{mr}^{jk}, \Sigma, \mathbf{Y}, \mathbf{B})}{1 + p_{mr} (\hat{\mathbf{h}}_{jk}^j)^H \hat{\mathbf{F}}_{n-1}^{\pi_{jk}}(\mathbf{Y}_{mr}^{jk}, \Sigma, \Sigma, \mathbf{Y}_{mr}^{jk}) \hat{\mathbf{h}}_{jk}^j} \quad (43)$$

$$\tilde{f}_N^{\pi_{jk}}(\Xi_{jk,jk}^j, \mathbf{A}, \mathbf{X}, \mathbf{Y}, \mathbf{B}) = \tilde{f}_0^{\pi_{jk}}(\Xi_{jk,jk}^j, \mathbf{A}, \mathbf{X}, \mathbf{Y}, \mathbf{B}) - \sum_{\substack{n=1 \\ (mr)=\pi_{jk_n}}}^N \frac{p_{mr} \tilde{f}_{n-1}^{\pi_{jk}}(\Xi_{jk,jk}^j, \mathbf{A}, \mathbf{X}, \Sigma, \mathbf{Y}_{mr}^{jk}) \tilde{f}_{n-1}^{\pi_{jk}}(\Xi_{jk,jk}^j, \mathbf{Y}_{mr}^{jk}, \Sigma, \mathbf{Y}, \mathbf{B})}{1 + p_{mr} \tilde{f}_{n-1}^{\pi_{jk}}(\Xi_{jk,jk}^j, \mathbf{Y}_{mr}^{jk}, \Sigma, \Sigma, \mathbf{Y}_{mr}^{jk})} \quad (44)$$

$$\begin{aligned} (\mathbf{v}_{jk})^H \hat{\mathbf{h}}_{jk}^j &= (\hat{\mathbf{h}}_{jk}^j)^H \Sigma_j \hat{\mathbf{h}}_{jk}^j \stackrel{(a)}{=} \frac{(\hat{\mathbf{h}}_{jk}^j)^H \Sigma_j \hat{\mathbf{h}}_{jk}^j}{1 + p_{jk} (\hat{\mathbf{h}}_{jk}^j)^H \Sigma_j \hat{\mathbf{h}}_{jk}^j} \\ &\stackrel{(b)}{=} \frac{(\hat{\mathbf{h}}_{jk}^j)^H \mathbf{F}_N^{\pi_{jk}}(\mathbf{I}, \Sigma_{\pi_{jk}}, \mathbf{I}) \hat{\mathbf{h}}_{jk}^j}{1 + p_{jk} (\hat{\mathbf{h}}_{jk}^j)^H \mathbf{F}_N^{\pi_{jk}}(\mathbf{I}, \Sigma_{\pi_{jk}}, \mathbf{I}) \hat{\mathbf{h}}_{jk}^j} \\ &\stackrel{(c)}{=} \frac{\tilde{f}_N^{\pi_{jk}}(\Xi_{jk,jk}^j, \mathbf{I}, \frac{1}{M} \dot{\Sigma}_{\pi_{jk}}, \mathbf{I})}{1 + p_{jk} \tilde{f}_N^{\pi_{jk}}(\Xi_{jk,jk}^j, \mathbf{I}, \frac{1}{M} \dot{\Sigma}_{\pi_{jk}}, \mathbf{I})} \\ &\stackrel{(d)}{=} \frac{\tilde{f}_N^{\pi_{jk}}(\Xi_{jk,jk}^j, \mathbf{I}, \frac{1}{M} \dot{\Sigma}_j \mathbf{I})}{1 + p_{jk} \tilde{f}_N^{\pi_{jk}}(\Xi_{jk,jk}^j, \mathbf{I}, \frac{1}{M} \dot{\Sigma}_j \mathbf{I})} \\ &\stackrel{(e)}{=} \frac{\tilde{f}_N^{\pi_{jk}}(\Xi_{jk,jk}^j, \mathbf{I}, \frac{1}{M} \mathbf{T}_j, \mathbf{I})}{1 + p_{jk} \tilde{f}_N^{\pi_{jk}}(\Xi_{jk,jk}^j, \mathbf{I}, \frac{1}{M} \mathbf{T}_j, \mathbf{I})} \stackrel{(f)}{=} \frac{\delta_{jk}}{1 + p_{jk} \delta_{jk}} \end{aligned} \quad (45)$$

where (a) follows from applying Lemma 2.1 to remove  $\hat{\mathbf{h}}_{jk}^j$  from  $\Sigma_j$ , such that  $\Sigma_{jk}$  and  $\hat{\mathbf{h}}_{jk}^j$  are uncorrelated, (b) follows from using Lemma 2.2 multiple times to remove all channel estimates corresponding to users who share the same pilot as user  $jk$  from  $\Sigma_{jk}$  and  $\mathbf{F}_N^{\pi_{jk}}(\mathbf{I}, \Sigma_{\pi_{jk}}, \mathbf{I})$  is obtained using (42), (c) follows from replacing  $\Sigma_{\pi_{jk}}$  with  $\frac{1}{M} \dot{\Sigma}_{\pi_{jk}}$  and  $\hat{\mathbf{h}}_{mr}^j = \mathbf{Y}_{mr}^{jk} \hat{\mathbf{h}}_{jk}^j$  into  $\mathbf{F}_N^{\pi_{jk}}(\mathbf{I}, \Sigma_{\pi_{jk}}, \mathbf{I})$  and obtaining  $\hat{\mathbf{F}}_N^{\pi_{jk}}(\mathbf{I}, \frac{1}{M} \dot{\Sigma}_{\pi_{jk}}, \mathbf{I})$ , given in (43) and then applying Lemma 1.2, (d) and (e) follow from applying Lemma 3 and Theorem 1, respectively, and (f) follows by defining  $\delta_{jk} = \tilde{f}_N^{\pi_{jk}}(\Xi_{jk,jk}^j, \mathbf{I}, \frac{1}{M} \mathbf{T}_j, \mathbf{I})$ . Using the continuous mapping theorem [36] we obtain:

$$|\mathbf{v}_{jk}^H \hat{\mathbf{h}}_{jk}^j|^2 - \left( \frac{\delta_{jk}}{1 + p_{jk} \delta_{jk}} \right)^2 \xrightarrow{M \rightarrow \infty} 0 \quad (46)$$

### C. Power of channel uncertainty in (7)

To calculate the average power of  $\mathbf{v}_{jk}^H \hat{\mathbf{h}}_{jk}^j$  in (7), we note  $\mathbf{v}_{jk}^H \hat{\mathbf{h}}_{jk}^j = (\hat{\mathbf{h}}_{jk}^j)^H \Sigma_j \tilde{\mathbf{h}}_{jk}^j$  where

$$(\hat{\mathbf{h}}_{jk}^j)^H \Sigma_j \tilde{\mathbf{h}}_{jk}^j \stackrel{(a)}{=} \frac{(\hat{\mathbf{h}}_{jk}^j)^H \mathbf{F}_N^{\pi_{jk}}(\mathbf{I}, \Sigma_{\pi_{jk}}, \mathbf{I}) \tilde{\mathbf{h}}_{jk}^j}{1 + p_{jk} (\hat{\mathbf{h}}_{jk}^j)^H \mathbf{F}_N^{\pi_{jk}}(\mathbf{I}, \Sigma_{\pi_{jk}}, \mathbf{I}) \tilde{\mathbf{h}}_{jk}^j} \stackrel{(b)}{=} 0 \quad (47)$$

in which (a) and (b) follow from using Lemma 2 and 1.4, respectively. By the continuous mapping theorem and the dominated convergence theorem [37] we have

$$\mathbb{E}\{|\mathbf{v}_{jk}^H \hat{\mathbf{h}}_{jk}^j|^2 | \mathcal{H}_j\} \xrightarrow{M \rightarrow \infty} 0 \quad (48)$$

### D. Power of interference in (7)

Consider the interference term in (7). The interference power from user  $li$  is

$$\mathbb{E}\{|\mathbf{v}_{jk}^H \mathbf{h}_{li}^j|^2 | \mathcal{H}_j\} = \mathbb{E}\{ |(\hat{\mathbf{h}}_{jk}^j)^H \Sigma_j \mathbf{h}_{li}^j|^2 | \mathcal{H}_j\} \quad (49)$$

We have:

$$|(\hat{\mathbf{h}}_{jk}^j)^H \Sigma_j \mathbf{h}_{li}^j|^2 \stackrel{(a)}{=} \frac{(\hat{\mathbf{h}}_{jk}^j)^H \Sigma_j \mathbf{h}_{li}^j (\mathbf{h}_{li}^j)^H \Sigma_j \hat{\mathbf{h}}_{jk}^j}{(1 + p_{jk} (\hat{\mathbf{h}}_{jk}^j)^H \Sigma_j \hat{\mathbf{h}}_{jk}^j)^2} \quad (50)$$

where (a) follows from applying Lemma 2.1. Calculating the interference power depends on the PA scheme. We consider two cases: case (1) when users  $jk$  and  $li$  use the same pilot sequence and hence the interference from user  $li$  in (7) contributes to coherent interference; case (2) when users  $jk$  and  $li$  use orthogonal pilot sequences and thus the interference from user  $li$  in (7) contributes to non-coherent interference. The denominator of (50) is the square of the denominator of (45). Therefore, our focus shifts to rewriting the numerator of (50). In case (1), replacing  $\mathbf{h}_{li}^j = \hat{\mathbf{h}}_{li}^j + \tilde{\mathbf{h}}_{li}^j$  in (50) and using the fact that  $\hat{\mathbf{h}}_{li}^j$  and  $\tilde{\mathbf{h}}_{li}^j$  are zero mean and uncorrelated, and then, utilizing  $\mathbf{h}_{li}^j = \mathbf{Y}_{li}^{jk} \hat{\mathbf{h}}_{jk}^j$ , following similar steps to those used in finding the desired signal power, and defining  $\delta_{jlik} = \tilde{f}_N^{\pi_{jk}}(\Xi_{jk,jk}^j, \mathbf{I}, \frac{1}{M} \mathbf{T}_j, \mathbf{Y}_{li}^{jk})$  we obtain

$$|\mathbf{v}_{jk}^H \mathbf{h}_{li}^j|^2 - \left( \frac{\delta_{jlik}}{1 + p_{jk} \delta_{jk}} \right)^2 \xrightarrow{M \rightarrow \infty} 0 \quad (51)$$

In case (2), we have:

$$\begin{aligned} &(\hat{\mathbf{h}}_{jk}^j)^H \Sigma_j \mathbf{h}_{li}^j (\mathbf{h}_{li}^j)^H \Sigma_j \hat{\mathbf{h}}_{jk}^j \\ &\stackrel{(b)}{=} (\hat{\mathbf{h}}_{jk}^j)^H \Lambda_{N,N}^{\pi_{jk}}(\mathbf{I}, \Sigma_{\pi_{jk}}, \Sigma_{\pi_{jk}} \mathbf{h}_{li}^j (\mathbf{h}_{li}^j)^H \Sigma_{\pi_{jk}}, \mathbf{I}) \hat{\mathbf{h}}_{jk}^j \\ &\stackrel{(c)}{=} \lambda_{N,N}^{\pi_{jk}}(\Xi_{jk,jk}^j, \mathbf{I}, \frac{1}{M} \dot{\Sigma}_{\pi_{jk}}, \frac{1}{M^2} \dot{\Sigma}_{\pi_{jk}} \mathbf{h}_{li}^j (\mathbf{h}_{li}^j)^H \dot{\Sigma}_{\pi_{jk}}, \mathbf{I}) \end{aligned} \quad (52)$$

where (b) follows from using Lemma 2.2 to remove all channel estimates corresponding to users who share the same pilot as user  $jk$  from  $\Sigma_{jk}$  and  $\Lambda_{N,N}^{\pi_{jk}}(\mathbf{I}, \Sigma_{\pi_{jk}}, \Sigma_{\pi_{jk}} \mathbf{h}_{li}^j (\mathbf{h}_{li}^j)^H \Sigma_{\pi_{jk}}, \mathbf{I})$  is obtained using (53), and (c) follows from replacing  $\Sigma_{\pi_{jk}}$  with  $\frac{1}{M} \dot{\Sigma}_{\pi_{jk}}$  into  $\Lambda_{N,N}^{\pi_{jk}}$  and applying Lemma 1, obtaining  $\lambda_{N,N}^{\pi_{jk}}(\Xi_{jk,jk}^j, \mathbf{I}, \frac{1}{M} \dot{\Sigma}_{\pi_{jk}}, \frac{1}{M^2} \dot{\Sigma}_{\pi_{jk}} \mathbf{h}_{li}^j (\mathbf{h}_{li}^j)^H \dot{\Sigma}_{\pi_{jk}}, \mathbf{I})$  given in (54). The remainder of the proof involves examining each term within  $\lambda_{N,N}^{\pi_{jk}}$  in (52), and systematically applying the recursive equations from Lemma 4 to  $\tilde{f}_2^{\pi_{jk}}, \tilde{f}_3^{\pi_{jk}}, \dots, \tilde{f}_N^{\pi_{jk}}$ , iteratively unfolding them until we ultimately reach  $\tilde{f}_1^{\pi_{jk}}$ .

$$\begin{aligned}
\Lambda_{N,\hat{N}}^{\pi_{jk}}(\mathbf{A}, \Sigma_{\hat{\pi}_{jk}}, \Sigma_{\hat{\pi}_{jk}} \mathbf{C} \Sigma_{\hat{\pi}_{jk}}, \mathbf{B}) &= \hat{\mathbf{F}}_N^{\pi_{jk}}(\mathbf{A}, \Sigma_{\hat{\pi}_{jk}}, \mathbf{C}) \hat{\mathbf{F}}_N^{\pi_{jk}}(\mathbf{I}, \Sigma_{\hat{\pi}_{jk}}, \mathbf{B}) = \hat{\mathbf{F}}_0^{\pi_{jk}}(\mathbf{A}, \Sigma_{\hat{\pi}_{jk}} \mathbf{C} \Sigma_{\hat{\pi}_{jk}}, \Sigma_{\hat{\pi}_{jk}}, \mathbf{B}) \\
&- \sum_{n=1}^{\hat{N}} \frac{p_{ab} \hat{\mathbf{F}}_{n-1}^{\pi_{jk}}(\mathbf{A}, \Sigma_{\hat{\pi}_{jk}} \mathbf{C} \Sigma_{\hat{\pi}_{jk}}, \Sigma_{\hat{\pi}_{jk}}, \mathbf{Y}_{ab}^{jk}) \hat{\mathbf{h}}_{jk}^j (\hat{\mathbf{h}}_{jk}^j)^H \hat{\mathbf{F}}_{n-1}^{\pi_{jk}}(\mathbf{Y}_{ab}^{jk}, \Sigma_{\hat{\pi}_{jk}}, \mathbf{B})}{1 + p_{ab} (\hat{\mathbf{h}}_{jk}^j)^H \hat{\mathbf{F}}_{n-1}^{\pi_{jk}}(\mathbf{Y}_{ab}^{jk}, \Sigma_{\hat{\pi}_{jk}}, \mathbf{Y}_{ab}^{jk}) \hat{\mathbf{h}}_{jk}^j} \\
&- \sum_{n=1}^N \frac{p_{ab} \hat{\mathbf{F}}_{n-1}^{\pi_{jk}}(\mathbf{A}, \Sigma_{\hat{\pi}_{jk}}, \mathbf{Y}_{ab}^{jk}) \hat{\mathbf{h}}_{jk}^j (\hat{\mathbf{h}}_{jk}^j)^H \hat{\mathbf{F}}_{n-1}^{\pi_{jk}}(\mathbf{Y}_{ab}^{jk}, \Sigma_{\hat{\pi}_{jk}}, \Sigma_{\hat{\pi}_{jk}} \mathbf{C} \Sigma_{\hat{\pi}_{jk}}, \mathbf{B})}{1 + p_{ab} (\hat{\mathbf{h}}_{jk}^j)^H \hat{\mathbf{F}}_{n-1}^{\pi_{jk}}(\mathbf{Y}_{ab}^{jk}, \Sigma_{\hat{\pi}_{jk}}, \mathbf{Y}_{ab}^{jk}) \hat{\mathbf{h}}_{jk}^j} + \\
&\sum_{n=1}^N \sum_{\hat{n}=1}^{\hat{N}} \frac{p_{ab} p_{\hat{a}\hat{b}} \hat{\mathbf{F}}_{n-1}^{\pi_{jk}}(\mathbf{A}, \Sigma_{\hat{\pi}_{jk}}, \mathbf{Y}_{ab}^{jk}) \hat{\mathbf{h}}_{jk}^j (\hat{\mathbf{h}}_{jk}^j)^H \hat{\mathbf{F}}_{n-1}^{\pi_{jk}}(\mathbf{Y}_{ab}^{jk}, \Sigma_{\hat{\pi}_{jk}}, \mathbf{C}) \hat{\mathbf{F}}_{\hat{n}-1}^{\pi_{jk}}(\mathbf{I}, \Sigma_{\hat{\pi}_{jk}}, \mathbf{Y}_{\hat{a}\hat{b}}^{jk}) \hat{\mathbf{h}}_{jk}^j (\hat{\mathbf{h}}_{jk}^j)^H \hat{\mathbf{F}}_{\hat{n}-1}^{\pi_{jk}}(\mathbf{Y}_{\hat{a}\hat{b}}^{jk}, \Sigma_{\hat{\pi}_{jk}}, \mathbf{B})}{(1 + p_{ab} (\hat{\mathbf{h}}_{jk}^j)^H \hat{\mathbf{F}}_{n-1}^{\pi_{jk}}(\mathbf{Y}_{ab}^{jk}, \Sigma_{\hat{\pi}_{jk}}, \mathbf{Y}_{ab}^{jk}) \hat{\mathbf{h}}_{jk}^j) (1 + p_{\hat{a}\hat{b}} (\hat{\mathbf{h}}_{jk}^j)^H \hat{\mathbf{F}}_{\hat{n}-1}^{\pi_{jk}}(\mathbf{Y}_{\hat{a}\hat{b}}^{jk}, \Sigma_{\hat{\pi}_{jk}}, \mathbf{Y}_{\hat{a}\hat{b}}^{jk}) \hat{\mathbf{h}}_{jk}^j)}
\end{aligned} \tag{53}$$

$$\begin{aligned}
\lambda_{N,\hat{N}}^{\pi_{jk}}(\Xi_{jk,jk}^j, \mathbf{A}, \Sigma_{\hat{\pi}_{jk}}, \Sigma_{\hat{\pi}_{jk}} \mathbf{C} \Sigma_{\hat{\pi}_{jk}}, \mathbf{B}) &= \tilde{f}_0^{\pi_{jk}}(\Xi_{jk,jk}^j, \mathbf{A}, \Sigma_{\hat{\pi}_{jk}} \mathbf{C} \Sigma_{\hat{\pi}_{jk}}, \Sigma_{\hat{\pi}_{jk}}, \mathbf{B}) \\
&- \sum_{n=1}^{\hat{N}} \frac{p_{ab} \tilde{f}_{n-1}^{\pi_{jk}}(\Xi_{jk,jk}^j, \mathbf{A}, \Sigma_{\hat{\pi}_{jk}} \mathbf{C} \Sigma_{\hat{\pi}_{jk}}, \Sigma_{\hat{\pi}_{jk}}, \mathbf{Y}_{ab}^{jk}) \tilde{f}_{n-1}^{\pi_{jk}}(\Xi_{jk,jk}^j, \mathbf{Y}_{ab}^{jk}, \Sigma_{\hat{\pi}_{jk}}, \mathbf{B})}{1 + p_{ab} \tilde{f}_{n-1}^{\pi_{jk}}(\Xi_{jk,jk}^j, \mathbf{Y}_{ab}^{jk}, \Sigma_{\hat{\pi}_{jk}}, \mathbf{Y}_{ab}^{jk})} \\
&- \sum_{n=1}^N \frac{p_{ab} \tilde{f}_{n-1}^{\pi_{jk}}(\Xi_{jk,jk}^j, \mathbf{A}, \Sigma_{\hat{\pi}_{jk}}, \mathbf{Y}_{ab}^{jk}) \tilde{f}_{n-1}^{\pi_{jk}}(\Xi_{jk,jk}^j, \mathbf{Y}_{ab}^{jk}, \Sigma_{\hat{\pi}_{jk}}, \Sigma_{\hat{\pi}_{jk}} \mathbf{C} \Sigma_{\hat{\pi}_{jk}}, \mathbf{B})}{1 + p_{ab} \tilde{f}_{n-1}^{\pi_{jk}}(\Xi_{jk,jk}^j, \mathbf{Y}_{ab}^{jk}, \Sigma_{\hat{\pi}_{jk}}, \mathbf{Y}_{ab}^{jk})} \\
&+ \sum_{n=1}^N \sum_{\hat{n}=1}^{\hat{N}} \frac{p_{ab} p_{\hat{a}\hat{b}} \tilde{f}_{n-1}^{\pi_{jk}}(\Xi_{jk,jk}^j, \mathbf{A}, \Sigma_{\hat{\pi}_{jk}}, \mathbf{Y}_{ab}^{jk}) \lambda_{n-1,\hat{n}-1}^{\pi_{jk}}(\Xi_{jk,jk}^j, \mathbf{Y}_{ab}^{jk}, \Sigma_{\hat{\pi}_{jk}}, \Sigma_{\hat{\pi}_{jk}} \mathbf{C} \Sigma_{\hat{\pi}_{jk}}, \mathbf{Y}_{\hat{a}\hat{b}}^{jk}) \tilde{f}_{\hat{n}-1}^{\pi_{jk}}(\Xi_{jk,jk}^j, \mathbf{Y}_{\hat{a}\hat{b}}^{jk}, \Sigma_{\hat{\pi}_{jk}}, \mathbf{B})}{(1 + p_{ab} \tilde{f}_{n-1}^{\pi_{jk}}(\Xi_{jk,jk}^j, \mathbf{Y}_{ab}^{jk}, \Sigma_{\hat{\pi}_{jk}}, \mathbf{Y}_{ab}^{jk})) (1 + p_{\hat{a}\hat{b}} \tilde{f}_{\hat{n}-1}^{\pi_{jk}}(\Xi_{jk,jk}^j, \mathbf{Y}_{\hat{a}\hat{b}}^{jk}, \Sigma_{\hat{\pi}_{jk}}, \mathbf{Y}_{\hat{a}\hat{b}}^{jk}))}
\end{aligned} \tag{54}$$

At this stage,  $\lambda_{N,\hat{N}}^{\pi_{jk}}$  in (52) is expressed solely in terms of  $\tilde{f}_0^{\pi_{jk}}$  and  $\tilde{f}_1^{\pi_{jk}}$ . It is important to note that some of these  $\tilde{f}_0^{\pi_{jk}}$  and  $\tilde{f}_1^{\pi_{jk}}$  functions depend on the random product  $\mathbf{h}_{li}^j (\mathbf{h}_{li}^j)^H$ , while the others do not. The  $\tilde{f}_1^{\pi_{jk}}$  functions that are independent of  $\mathbf{h}_{li}^j (\mathbf{h}_{li}^j)^H$  can be expressed in terms of  $\tilde{f}_0^{\pi_{jk}}$  using Lemma 4. We then turn our attention to the  $\tilde{f}_0^{\pi_{jk}}$  and  $\tilde{f}_1^{\pi_{jk}}$  functions that do depend on  $\mathbf{h}_{li}^j (\mathbf{h}_{li}^j)^H$ . The  $\tilde{f}_0^{\pi_{jk}}$  functions that depend on  $\mathbf{h}_{li}^j (\mathbf{h}_{li}^j)^H$  can be reformulated as follows:

$$\begin{aligned}
\tilde{f}_0^{\pi_{jk}}(\Xi_{jk,jk}^j, \mathbf{Y}_{ab}^{jk}, \frac{1}{M} \dot{\Sigma}_{\hat{\pi}_{jk}}, \frac{1}{M^2} \dot{\Sigma}_{\hat{\pi}_{jk}} \mathbf{h}_{li}^j (\mathbf{h}_{li}^j)^H \dot{\Sigma}_{\hat{\pi}_{jk}}, \mathbf{Y}_{\hat{a}\hat{b}}^{jk}) &= \\
(\mathbf{h}_{li}^j)^H \Sigma_{\hat{\pi}_{jk}} \Xi_{\hat{a}\hat{b},ab}^j \Sigma_{\hat{\pi}_{jk}} \mathbf{h}_{li}^j &\stackrel{(d)}{=} \\
(\hat{\mathbf{h}}_{li}^j)^H \Lambda_{N,\hat{N}}^{\pi_{jk} \cup \pi_{li}}(\mathbf{I}, \frac{1}{M} \dot{\Sigma}_{\hat{\pi}_{jk} \cup \hat{\pi}_{li}}, \frac{1}{M^2} \dot{\Sigma}_{\hat{\pi}_{jk} \cup \hat{\pi}_{li}} \Xi_{\hat{a}\hat{b},ab}^j \dot{\Sigma}_{\hat{\pi}_{jk} \cup \hat{\pi}_{li}}, \mathbf{I}) \mathbf{h}_{li}^j & \\
\stackrel{(e)}{=} \lambda_{N,\hat{N}}^{\pi_{jk} \cup \pi_{li}}(\Xi_{li,li}^j, \mathbf{I}, \frac{1}{M} \dot{\Sigma}_{\hat{\pi}_{jk} \cup \hat{\pi}_{li}}, \frac{1}{M^2} \dot{\Sigma}_{\hat{\pi}_{jk} \cup \hat{\pi}_{li}} \Xi_{\hat{a}\hat{b},ab}^j \dot{\Sigma}_{\hat{\pi}_{jk} \cup \hat{\pi}_{li}}, \mathbf{I}) & \tag{55}
\end{aligned}$$

where (d) follows from replacing  $\mathbf{h}_{li}^j = \hat{\mathbf{h}}_{li}^j + \tilde{\mathbf{h}}_{li}^j$  and applying Lemma 2 to remove  $\tilde{\mathbf{h}}_{li}^j$  as well as all channel estimates corresponding to users who share the same pilot as user  $li$  from  $\Sigma_{jk}$ , and replacing  $\Sigma_{\hat{\pi}_{jk} \cup \hat{\pi}_{li}}$  with  $\frac{1}{M} \dot{\Sigma}_{\hat{\pi}_{jk} \cup \hat{\pi}_{li}}$ , and (e) follows from applying Lemma 1. It is important to note that after unfolding (55) by applying Lemma 4 to reach  $\tilde{f}_0^{\pi_{jk} \cup \pi_{li}}$  functions, when applying theorem 2 in the step (f), for  $\tilde{f}_0^{\pi_{jk} \cup \pi_{li}}$  functions that depend on  $\Xi_{\hat{a}\hat{b},ab}^j$ ,  $\Theta = \Xi_{\hat{a}\hat{b},ab}^j$ . The  $\tilde{f}_1^{\pi_{jk}}$  functions that depend on  $\mathbf{h}_{li}^j (\mathbf{h}_{li}^j)^H$  can be reformulated using (59) and (60), where the right-hand sides of the equations no longer depend on  $\mathbf{h}_{li}^j (\mathbf{h}_{li}^j)^H$ . Similarly to (55) when applying Theorem 2 in the step (f), after unfolding the first term

and numerator of second term of (59) and (60) by applying Lemma 4 to reach  $\tilde{f}_0^{\pi_{jk} \cup \pi_{li}}$  functions, for  $\tilde{f}_0^{\pi_{jk} \cup \pi_{li}}$  functions that depend on  $\Xi_{\hat{a}\hat{b},ab}^j$ ,  $\Xi_{\hat{a}\hat{b},mr}^j$ , and  $\Xi_{mr,ab}^j$ ,  $\Theta = \Xi_{\hat{a}\hat{b},ab}^j$ ,  $\Theta = \Xi_{\hat{a}\hat{b},mr}^j$ , and  $\Theta = \Xi_{mr,ab}^j$ , respectively. Once the rewriting of all terms in  $\lambda_{N,\hat{N}}^{\pi_{jk}}$  in (52) is complete, we apply Theorems 1 and 2 to obtain:

$$\lambda_{N,\hat{N}}^{\pi_{jk}}(\Xi_{jk,jk}^j, \mathbf{I}, \frac{1}{M} \dot{\Sigma}_{\hat{\pi}_{jk}}, \frac{1}{M^2} \dot{\Sigma}_{\hat{\pi}_{jk}} \mathbf{h}_{li}^j (\mathbf{h}_{li}^j)^H \dot{\Sigma}_{\hat{\pi}_{jk}}, \mathbf{I}) \stackrel{(f)}{\asymp} \mu_{jlik} \tag{56}$$

where (f) follows from defining  $\mu_{jlik} = \lambda_{N,\hat{N}}^{\pi_{jk}}(\Xi_{jk,jk}^j, \mathbf{I}, \frac{1}{M} \mathbf{T}_j, \frac{1}{M^2} \hat{\mathbf{T}}_j, \mathbf{I})$

*E<sub>j</sub> power of noise in (7)*

To calculate the power of noise in (7), we have

$$\|\mathbf{v}_{jk}\|^2 = |(\hat{\mathbf{h}}_{jk}^j)^H \Sigma_j|^2 \stackrel{(a)}{=} \frac{(\hat{\mathbf{h}}_{jk}^j)^H \Sigma_{jk} \Sigma_{jk} \hat{\mathbf{h}}_{jk}^j}{(1 + p_{jk} (\hat{\mathbf{h}}_{jk}^j)^H \Sigma_{jk} \hat{\mathbf{h}}_{jk}^j)^2} \tag{57}$$

where (a) follows from applying Lemma 2.1. The denominator of (57) is the square of the denominator of (45). Therefore, our focus shifts to rewriting the numerator of (57). We have:

$$\begin{aligned}
&(\hat{\mathbf{h}}_{jk}^j)^H \Sigma_{jk} \Sigma_{jk} \hat{\mathbf{h}}_{jk}^j \stackrel{(b)}{=} \\
&(\hat{\mathbf{h}}_{jk}^j)^H \Lambda_{N,\hat{N}}^{\pi_{jk}}(\mathbf{I}, \Sigma_{\hat{\pi}_{jk}}, \Sigma_{\hat{\pi}_{jk}} \Sigma_{\hat{\pi}_{jk}}, \mathbf{I}) \hat{\mathbf{h}}_{jk}^j \stackrel{(c)}{=}
\end{aligned} \tag{58}$$

$$\lambda_{N,\hat{N}}^{\pi_{jk}}(\Xi_{jk,jk}^j, \mathbf{I}, \frac{1}{M} \dot{\Sigma}_{\hat{\pi}_{jk}}, \frac{1}{M^2} \dot{\Sigma}_{\hat{\pi}_{jk}} \dot{\Sigma}_{\hat{\pi}_{jk}}, \mathbf{I}) \stackrel{(d)}{\asymp} \delta_{jk}''$$

where (b) follows from applying Lemma 2, (c) follows from replacing  $\Sigma_{\hat{\pi}_{jk}}$  with  $\frac{1}{M} \dot{\Sigma}_{\hat{\pi}_{jk}}$ , and applying Lemma 1, and (d) follows applying Lemma 3, and Theorems 1 and 2, and defining  $\delta_{jk}'' = \lambda_{N,\hat{N}}^{\pi_{jk}}(\Xi_{jk,jk}^j, \mathbf{I}, \frac{1}{M} \mathbf{T}_j, \frac{1}{M^2} \mathbf{T}_j, \mathbf{I})$ .

$$\frac{\tilde{f}_1^{\pi_{jk}}(\Xi_{jk,jk}^j, \mathbf{Y}_{ab}^{jk}, \frac{1}{M} \dot{\Sigma}_{\pi_{jk} \cup \pi_{li}}, \frac{1}{M^2} \dot{\Sigma}_{\pi_{jk} \cup \pi_{li}} \mathbf{h}_{li}^j (\mathbf{h}_{li}^j)^H \dot{\Sigma}_{\pi_{jk} \cup \pi_{li}}, \mathbf{Y}_{ab}^{jk}) = \lambda_{N,N}^{\pi_{jk} \cup \pi_{li}}(\Xi_{li,li}^j, \mathbf{I}, \frac{1}{M} \dot{\Sigma}_{\pi_{jk} \cup \pi_{li}}, \frac{1}{M^2} \dot{\Sigma}_{\pi_{jk} \cup \pi_{li}} \Xi_{ab,ab}^j \dot{\Sigma}_{\pi_{jk} \cup \pi_{li}}, \mathbf{I})}{p_{mr} \tilde{f}_0^{\pi_{jk}}(\Xi_{jk,jk}^j, \mathbf{Y}_{ab}^{jk}, \frac{1}{M} \dot{\Sigma}_{\pi_{jk} \cup \pi_{li}}, \mathbf{Y}_{mr}^{jk}) \lambda_{N,N}^{\pi_{jk} \cup \pi_{li}}(\Xi_{li,li}^j, \mathbf{I}, \frac{1}{M} \dot{\Sigma}_{\pi_{jk} \cup \pi_{li}}, \frac{1}{M^2} \dot{\Sigma}_{\pi_{jk} \cup \pi_{li}} \Xi_{ab,mr}^j \dot{\Sigma}_{\pi_{jk} \cup \pi_{li}}, \mathbf{I})} + \hat{p}_{mr} \tilde{f}_0^{\pi_{jk}}(\Xi_{jk,jk}^j, \mathbf{Y}_{mr}^{jk}, \frac{1}{M} \dot{\Sigma}_{\pi_{jk} \cup \pi_{li}}, \mathbf{Y}_{mr}^{jk})} \quad (59)$$

$$\frac{\tilde{f}_1^{\pi_{jk}}(\Xi_{jk,jk}^j, \mathbf{Y}_{ab}^{jk}, \frac{1}{M^2} \dot{\Sigma}_{\pi_{jk} \cup \pi_{li}} \mathbf{h}_{li}^j (\mathbf{h}_{li}^j)^H \dot{\Sigma}_{\pi_{jk} \cup \pi_{li}}, \frac{1}{M} \dot{\Sigma}_{\pi_{jk} \cup \pi_{li}}, \mathbf{Y}_{ab}^{jk}) = \lambda_{N,N}^{\pi_{jk} \cup \pi_{li}}(\Xi_{li,li}^j, \mathbf{I}, \frac{1}{M} \dot{\Sigma}_{\pi_{jk} \cup \pi_{li}}, \frac{1}{M^2} \dot{\Sigma}_{\pi_{jk} \cup \pi_{li}} \Xi_{ab,ab}^j \dot{\Sigma}_{\pi_{jk} \cup \pi_{li}}, \mathbf{I})}{p_{mr} \lambda_{N,N}^{\pi_{jk} \cup \pi_{li}}(\Xi_{li,li}^j, \mathbf{I}, \frac{1}{M} \dot{\Sigma}_{\pi_{jk} \cup \pi_{li}}, \frac{1}{M^2} \dot{\Sigma}_{\pi_{jk} \cup \pi_{li}} \Xi_{mr,ab}^j \dot{\Sigma}_{\pi_{jk} \cup \pi_{li}}, \mathbf{I}) \tilde{f}_0^{\pi_{jk}}(\Xi_{jk,jk}^j, \mathbf{Y}_{mr}^{jk}, \frac{1}{M} \dot{\Sigma}_{\pi_{jk} \cup \pi_{li}}, \mathbf{Y}_{ab}^{jk})} + \hat{p}_{mr} \tilde{f}_0^{\pi_{jk}}(\Xi_{jk,jk}^j, \mathbf{Y}_{mr}^{jk}, \frac{1}{M} \dot{\Sigma}_{\pi_{jk} \cup \pi_{li}}, \mathbf{Y}_{mr}^{jk})} \quad (60)$$

## REFERENCES

- [1] Z. Wang, L. Liu, S. Zhang, and S. Cui, "Massive mimo communication with intelligent reflecting surface," *IEEE Transactions on Wireless Communications*, vol. 22, no. 4, pp. 2566–2582, 2022.
- [2] A. Papazafeiropoulos, L.-N. Tran, Z. Abdullah, P. Kourtessis, and S. Chatzinotas, "Achievable rate of a star-ris assisted massive mimo system under spatially-correlated channels," *IEEE Transactions on Wireless Communications*, 2023.
- [3] N. T. Nguyen, Q.-D. Vu, K. Lee, and M. Juntti, "Hybrid relay-reflecting intelligent surface-assisted wireless communications," *IEEE Transactions on Vehicular Technology*, vol. 71, no. 6, pp. 6228–6244, 2022.
- [4] D. N. Amudala and R. Budhiraja, "Wireless information and power transfer enabled massive mimo multi-way relaying," *IEEE Transactions on Wireless Communications*, vol. 22, no. 10, pp. 6654–6672, 2023.
- [5] B. Liao, H. Q. Ngo, M. Matthaiou, and P. J. Smith, "Power allocation for massive mimo-isac systems," *IEEE Transactions on Wireless Communications*, 2024.
- [6] Z. Zhou, X. Li, G. Zhu, J. Xu, K. Huang, and S. Cui, "Integrating sensing, communication, and power transfer: Multiuser beamforming design," *IEEE Journal on Selected Areas in Communications*, 2024.
- [7] J. G. Andrews, S. Buzzi, W. Choi, S. V. Hanly, A. Lozano, A. C. Soong, and J. C. Zhang, "What will 5g be?," *IEEE Journal on selected areas in communications*, vol. 32, no. 6, pp. 1065–1082, 2014.
- [8] T. L. Marzetta, E. G. Larsson, and H. Yang, *Fundamentals of massive MIMO*. Cambridge University Press, 2016.
- [9] J. Hoydis, S. Ten Brink, and M. Debbah, "Massive mimo in the ul/dl of cellular networks: How many antennas do we need?," *IEEE Journal on selected Areas in Communications*, vol. 31, no. 2, pp. 160–171, 2013.
- [10] M. Xie, X. Yu, Y. Rui, K. Wang, X. Dang, and J. Zhang, "Performance analysis for user-centric cell-free massive mimo systems with hardware impairments and multi-antenna users," *IEEE Transactions on Wireless Communications*, vol. 23, no. 2, pp. 1243–1259, 2023.
- [11] Z. Wang, J. Zhang, H. Q. Ngo, B. Ai, and M. Debbah, "Uplink precoding design for cell-free massive mimo with iteratively weighted mmse," *IEEE Transactions on Communications*, vol. 71, no. 3, pp. 1646–1664, 2023.
- [12] S. Dey, T. Bharti, and R. Budhiraja, "Risma in massive mimo systems: Analysis and optimization in correlated rician-faded channels with phase shifts and aging," *IEEE Transactions on Communications*, 2023.
- [13] J. Jose, A. Ashikhmin, T. L. Marzetta, and S. Vishwanath, "Pilot contamination and precoding in multi-cell tdd systems," *IEEE Transactions on Wireless Communications*, vol. 10, no. 8, pp. 2640–2651, 2011.
- [14] E. Björnson, J. Hoydis, L. Sanguinetti, *et al.*, "Massive mimo networks: Spectral, energy, and hardware efficiency," *Foundations and Trends® in Signal Processing*, vol. 11, no. 3-4, pp. 154–655, 2017.
- [15] X. Li, E. Björnson, E. G. Larsson, S. Zhou, and J. Wang, "Massive mimo with multi-cell mmse processing: Exploiting all pilots for interference suppression," *EURASIP Journal on Wireless Communications and Networking*, vol. 2017, pp. 1–15, 2017.
- [16] T. L. Marzetta, "Noncooperative cellular wireless with unlimited numbers of base station antennas," *IEEE transactions on wireless communications*, vol. 9, no. 11, pp. 3590–3600, 2010.
- [17] X. Zhu, Z. Wang, L. Dai, and C. Qian, "Smart pilot assignment for massive mimo," *IEEE Communications Letters*, vol. 19, no. 9, pp. 1644–1647, 2015.
- [18] X. Zhu, L. Dai, Z. Wang, and X. Wang, "Weighted-graph-coloring-based pilot decontamination for multicell massive mimo systems," *IEEE Transactions on Vehicular Technology*, vol. 66, no. 3, pp. 2829–2834, 2017.
- [19] F. Fernandes, A. Ashikhmin, and T. L. Marzetta, "Inter-cell interference in noncooperative tdd large scale antenna systems," *IEEE Journal on Selected Areas in Communications*, vol. 31, no. 2, pp. 192–201, 2013.
- [20] T. Van Chien, E. Björnson, and E. G. Larsson, "Joint pilot design and uplink power allocation in multi-cell massive mimo systems," *IEEE Transactions on Wireless Communications*, vol. 17, no. 3, pp. 2000–2015, 2018.
- [21] H. Yin, D. Gesbert, M. Filippou, and Y. Liu, "A coordinated approach to channel estimation in large-scale multiple-antenna systems," *IEEE Journal on selected areas in communications*, vol. 31, no. 2, pp. 264–273, 2013.
- [22] D. Hu, L. He, and X. Wang, "Semi-blind pilot decontamination for massive mimo systems," *IEEE Transactions on Wireless Communications*, vol. 15, no. 1, pp. 525–536, 2015.
- [23] R. R. Müller, L. Cottarelli, and M. Vehkaperä, "Blind pilot decontamination," *IEEE Journal of Selected Topics in Signal Processing*, vol. 8, no. 5, pp. 773–786, 2014.
- [24] O. Rezik, K. N. Aliyu, B. M. Tuan, K. Abed-Meraim, and N. L. Trung, "Fast subspace-based blind and semi-blind channel estimation for mimo-ofdm systems," *IEEE Transactions on Wireless Communications*, 2024.
- [25] S. M. Kay, *Fundamentals of statistical signal processing: estimation theory*. Prentice-Hall, Inc., 1993.
- [26] J. Hoydis, *Random matrix theory for advanced communication systems*. PhD thesis, Supélec, 2012.
- [27] L. You, X. Gao, X.-G. Xia, N. Ma, and Y. Peng, "Pilot reuse for massive mimo transmission over spatially correlated rayleigh fading channels," *IEEE Transactions on Wireless Communications*, vol. 14, no. 6, pp. 3352–3366, 2015.
- [28] K. Shen, W. Yu, L. Zhao, and D. P. Palomar, "Optimization of mimo device-to-device networks via matrix fractional programming: A minorization–maximization approach," *IEEE/ACM Transactions on Networking*, vol. 27, no. 5, pp. 2164–2177, 2019.
- [29] K. Shen, Z. Zhao, Y. Chen, Z. Zhang, and H. V. Cheng, "Accelerating quadratic transform and wmmse," *IEEE Journal on Selected Areas in Communications*, 2024.
- [30] C. W. Tan, M. Chiang, and R. Srikant, "Fast algorithms and performance bounds for sum rate maximization in wireless networks," *IEEE/ACM Transactions on Networking*, vol. 21, no. 3, pp. 706–719, 2012.
- [31] "Further advancements for e-utra physical layer aspects (release 9)," 2010. 3GPP TS 36.814.
- [32] S. L. Loyka, "Channel capacity of mimo architecture using the exponential correlation matrix," *IEEE Communications letters*, vol. 5, no. 9, pp. 369–371, 2001.
- [33] Z. Bai and J. W. Silverstein, *Spectral analysis of large dimensional random matrices*, vol. 20. Springer, 2010.
- [34] R. Couillet and M. Debbah, *Random matrix methods for wireless communications*. Cambridge University Press, 2011.
- [35] J. W. Silverstein and Z. D. Bai, "On the empirical distribution of eigenvalues of a class of large dimensional random matrices," *Journal of Multivariate analysis*, vol. 54, no. 2, pp. 175–192, 1995.
- [36] A. W. Van der Vaart, *Asymptotic statistics*, vol. 3. Cambridge university press, 2000.
- [37] P. Billingsley, *Probability and measure*. John Wiley & Sons, 2017.