

xApp-Level Conflict Mitigation in O-RAN, a Mobility Driven Energy Saving Case

Abdul Wadud^{*†}, *Graduate Student Member, IEEE* Fatemeh Golpayegani^{*}, *Senior Member, IEEE* and Nima Afraz^{*}, *Senior Member, IEEE*

^{*}School of Computer Science, University College Dublin, Ireland

[†]Bangladesh Institute of Governance and Management, Dhaka, Bangladesh

Abstract—This paper addresses the challenges of conflict detection and mitigation in Open Radio Access Network (RAN) where multiple vendors co-operate the same RAN and share access to control parameters and conflicts between Extended Applications (xApps) can arise that affect network performance and stability due to the disaggregated nature of Open RAN. This work provides a detailed theoretical framework of xApp-level conflicts, i.e., direct, indirect, and implicit conflicts. Leveraging conflict graphs, we further highlight how conflicts impact Key Performance Indicators (KPIs) and propose a low-latency rule-based strategy for conflict detection using Service Level Agreements (SLAs) and Quality of Service (QoS) thresholds. We evaluate the effectiveness of several mitigation strategies in a simulated environment with Mobility Robustness Optimization (MRO) and Energy Saving (ES) xApps and present experimental results showing comparisons among these strategies. The findings of this research provide significant insights for enhancing O-RAN deployments with flexible and efficient conflict management.

Index Terms—O-RAN, Conflict, SLA, QoS, MRO, ES, xApp, and KPI.

I. INTRODUCTION

THE introduction of Open RAN architecture has promised enhanced flexibility and interoperability in the telecommunications industry. However, this disaggregated approach of integrating components from multiple vendors presents a significant challenge of conflict management. While the traditional RAN relied on single-vendor solutions that come with in-house vendor specific conflict resolution strategies, Open RAN's multi-vendor nature needs a robust conflict mitigation strategy to cope with conflicts between different vendors' components. Conflicts arise when components compete for shared resources or set conflicting configurations that control the same network environment. This can lead to performance degradation, instability, and security vulnerabilities in the network. Therefore, handling these conflicts has become a priority and a major obstacle to the widespread deployment of Open RAN.

A key challenge is that the conflict definitions provided by the O-RAN Alliance are not comprehensive, leading to various interpretations of conflicts. Some research contradicts the basic conflict definitions established by the O-RAN Alliance in [6]. For instance, in [5], [13], the definition of implicit conflict aligns with what is typically described as an indirect conflict—where different parameters belonging to

separate xApps influence the same KPI. To provide context, the O-RAN Alliance defines that Antenna Tilt (or Radio Electrical Tilt (RET)), associated with Mobility Load Balancing (MLB)/Capacity and Coverage Optimization (CCO) xApps, affects the handover boundary, while the measurement offset related to MRO xApp has a similar impact. This results in handover-related KPIs being influenced by parameters from distinct xApps, leading to what is described as an indirect conflict. However, in these studies, the definition of indirect conflict has been altered and labeled as implicit conflict that makes their entire detection and mitigation strategy flawed. Similarly, their definition of indirect conflict describes a parameter-to-parameter indirect relationship, which does not align with the O-RAN Alliance's definition of parameter-to-KPI relationship. Therefore, this paper provides a comprehensive guide to conflict definitions in Open RAN, ensuring alignment with the O-RAN Alliance's framework.

While significant progress has been made in understanding and mitigating conflicts in Open RAN, several challenges remain:

- **Knowledge Gap:** As Open RAN is a new concept, and there is limited knowledge and misconceptions about conflicts within it, therefore, this paper provides a comprehensive discussion on various types of conflicts in Open RAN.
- **Indirect vs Implicit Conflict:** The subtle difference between indirect and implicit conflicts makes reliably detecting and evaluating these potential issues challenging. Developing a low-latency detection mechanism is crucial to ensure the reliability and stability of Open RAN deployments.
- **Dynamic Detection and Mitigation:** Existing solutions often focus on static conflict resolution. However, the dynamic nature of network traffic and user demands necessitates adaptive and real-time conflict detection and mitigation strategies.
- **Scalability and Complexity:** As Open RAN networks expand in size and complexity, managing conflicts between numerous xApps and Remote Applications (rApps) from diverse vendors will become increasingly challenging. Scalable and efficient conflict detection and mitigation mechanisms are essential for the large-scale adoption of Open RAN.

In light of these challenges, this research focuses on:

- Studying the definition of conflicts based on state-of-art and O-RAN Alliance guideline in a comprehensive way

Corresponding author: Abdul Wadud (email: abdul.wadud@ucdconnect.ie).

to clear misconceptions.

- Providing a detailed theoretical framework to explain each type of xApp conflict that helps simplifying conflict detection and mitigation.
- Utilizing conflict graphs for more clear representation and better understanding of potential conflict.
- Identifying differences between conflict types systematically and developing a low-latency conflict detection framework adaptable to evolving network conditions.
- Reviewing and analyzing the performance of state-of-the-art mitigation strategies.

The structure of the paper is as follows: Section II provides a comprehensive overview of conflicts in Open RAN, Section III discusses the system model and discusses xApp conflicts with a theoretical model, Section IV presents a discussion on the rule-based conflict detection method and QoS-Aware Conflict Mitigation (QACM) mitigation strategy, Section V discusses simulation experiments and results with ES and MRO xApps, Section VI presents the limitations of this work indicating future research directions, and the paper concludes in Section VII.

II. BACKGROUND STUDY AND STATE-OF-THE-ART

This section provides an initial understanding of different types of conflicts in Open RAN based on the state-of-the-art. Conflicts are categorized into vertical and horizontal conflicts, which are further classified into intra-component and inter-component conflicts [1]–[3].

Vertical conflicts involve components from different hierarchical levels, such as a conflict between a Near Real Time RAN Intelligent Controller (Near-RT-RIC) and a Non-RT RIC [2], [3]. **Horizontal conflicts** occur between components at the same hierarchical level, for instance, between two xApps (applications for near-real-time control) within a Near-RT-RIC [2]. It is further classified into intra-component and inter-component conflicts:

- Intra-component conflicts occur within a component, like conflicting configurations between xApps in a Near-RT-RIC [2], [3]. These are further classified into three types:
 - *Direct Conflict*: These occur when two or more xApps attempt to simultaneously control the same network parameter [1], [2], [4]–[6]. For instance, one xApp might try to increase the transmission power for a specific cell, while another aims to decrease it for energy saving. Direct conflicts are generally easier to detect since the conflicting parameter is directly observable [3], [7]. However, simply prioritizing one xApp's preference over another might not be the optimal solution. A more effective approach would involve finding a configuration that balances these conflicting objectives, potentially maximizing overall network utility [2].
 - *Indirect Conflicts*: These arise when different xApps control distinct parameters that ultimately influence the KPI [1], [2], [6], [8], [9]. For example, MRO xApp might modify the cell individual offset (CIO) to adjust the handover success rate and reduce link failures, while MLB adjusts antenna tilts to balance

the traffic loads. Both actions indirectly impact the cell boundaries and handover decisions, potentially causing conflicts. Detecting indirect conflicts necessitates post-action analysis, observing how different xApp actions collectively impact the relevant KPI. This is more challenging than detecting direct conflicts as the relationship between parameter changes and KPI impacts might not be immediately apparent [3].

- *Implicit Conflicts*: These present the most significant challenge for detection and mitigation [1], [7]. Implicit conflicts occur when the actions of multiple xApps, while individually aligned with their specific objectives, result in an undesirable overall network state [4], [8]. This often involves subtle interactions between xApps with different goals, making the source of the conflict difficult to pinpoint. For example, a SLA-assuring xApp trying to maximize quality of service (QoS) for a group of users might interfere with another xApp aiming to minimize handover rates, leading to unexpected performance degradation. Identifying and resolving implicit conflicts often requires sophisticated monitoring and analysis of network behavior over time [1].
- Inter-component conflicts involve components from different areas, such as conflicting decisions from xApps in neighboring Near-RT-RICs [2], [3].

Addressing various conflicts requires a multi-pronged approach. Existing literature suggests several strategies:

1) Conflict Detection and Mitigation Frameworks:

Adamczyk and Kliks [1] propose a conflict mitigation framework (CMF) within the Near-RT-RIC. The framework focuses on detecting direct, indirect, and implicit conflicts between xApps. Direct conflicts arise from consecutive, contradictory decisions affecting the same parameters. Indirect conflicts occur when xApps impact shared KPIs through different parameters. Implicit conflicts involve xApp actions aligning with individual objectives but contradicting overall network goals. A more detailed description of these conflicts are discussed in Section. III. The framework in [1] utilizes a Conflict Mitigation (CM) component in the Near-RT-RIC to identify and resolve these conflicts. However, current implementations primarily focus on specific xApps, like Mobility Robustness Optimization (MRO) and Mobility Load Balancing (MLB).

2) Team Learning and Cooperative Approaches:

Zhang et al. in [11] suggest a team learning algorithm based on Deep Q-learning to encourage cooperation between xApps. By sharing information about their intended actions, xApps can make more informed decisions that benefit the overall network performance. This approach demonstrates promising results, leading to improved throughput and reduced packet drop rates. However, scalability remains a concern, as the complexity increases with the number of cooperating xApps.

3) QoS-Aware Conflict Mitigation:

Recognizing the importance of maintaining Quality of Service (QoS), our previous work [3] introduces the QACM (QoS-Aware Conflict Mitigation) method. QACM considers

the QoS benchmarks of individual xApps during conflict mitigation, ensuring their requirements are met. It utilizes game theory principles, specifically Nash's Social Welfare Function (NSWF) and Eisenberg-Galle (EG) solutions, to find an optimal balance between conflicting parameters. Initial results indicate QACM's effectiveness in upholding QoS thresholds compared to benchmark methods. However, further research is needed to develop more sophisticated KPI prediction models and test its practicality in real-world RAN deployments.

III. SYSTEM MODEL

We develop a theoretical framework for modeling intra-component conflicts, focusing on the interactions between different xApps within the Near-RT-RIC. This framework uses conflict graphs to represent potential conflict points and their characteristics. Let us consider, there are n number of xApps present in a Near-RT-RIC, represented by $x_n \in X$. Additionally, there are i numbers of Input Control Parameters (ICPs) and j number of KPIs, each represented as $p_i \in P$ and $k_j \in K$, respectively. Each xApp has a set of ICPs denoted by I_{x_n} and a set of KPIs represented by K_{x_n} . Intra-component conflicts are of three types as stated above in Section II.

We consider an example model with five stochastic xApps in Fig. 1 to explain each of the three types of conflicts. We consider only five xApps, because, our main goal is to cover all three types of conflicts and represent them in the most reader-friendly way in a limited space.

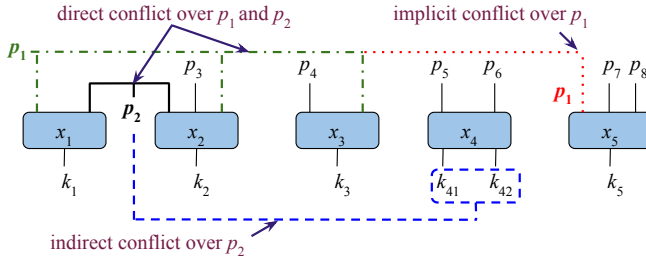


Fig. 1: An example model of conflict with five stochastic xApps [3].

In Fig. 1, the set of input control parameters and KPIs for each xApp is defined as follows: $I_{x_1} = \{p_1, p_2\}$, $I_{x_2} = \{p_1, p_2, p_3\}$, $I_{x_3} = \{p_1, p_4\}$, $I_{x_4} = \{p_5, p_6\}$, $I_{x_5} = \{p_7, p_8\}$, $K_{x_1} = \{k_1\}$, $K_{x_2} = \{k_2\}$, $K_{x_3} = \{k_3\}$, $K_{x_4} = \{k_{41}, k_{42}\}$, and $K_{x_5} = \{k_5\}$. The set of all xApps considered in this study is: $X = \{x_1, x_2, x_3, x_4, x_5\}$. The set of ICPs and KPIs considered in this study is: $P = \{p_1, p_2, p_3, p_4, p_5, p_6, p_7, p_8\}$ and $K = \{k_1, k_2, k_3, k_5, k_{41}, k_{42}\}$. The parameter group for each KPI is formulated based on the control parameters that influence the KPI. The Algorithm 1 and K-P graph in Fig. 3 helps in identifying these groups. For example: $P_{k_1}^G = \{p_1, p_2\}$, $P_{k_2}^G = \{p_1, p_2, p_3\}$, $P_{k_3}^G = \{p_1, p_4\}$, $P_{k_5}^G = \{p_7, p_8\}$, $P_{k_{41}}^G = \{p_2, p_5, p_6\}$, $P_{k_{42}}^G = \{p_2, p_5, p_6\}$. To understand how parameter group for each KPI is formed, let us consider k_1 . From the K-P graph in Fig. 3, we see that p_1 and p_2 are parameters that influence k_1 . Therefore, the parameter group for k_1 is: $P_{k_1}^G = \{p_1, p_2\}$.

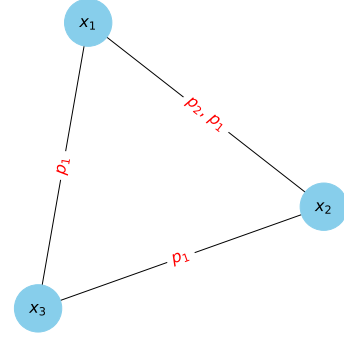


Fig. 2: X-P Graph with ICPs for xApps in Open RAN.

1) Direct Conflict

A direct conflict occurs when an intersection operation between the set of input control parameters of two or more xApps results in a non-null set. This indicates that these xApps have conflicting input parameters. Based on the X-P graph in Fig. 2, specific direct conflict cases can be identified as follows:

- $I_{x_1} \cap I_{x_2} = \{p_1, p_2\}$: There is a direct conflict between x_1 and x_2 over the parameters p_1 and p_2 .
- $I_{x_1} \cap I_{x_3} = \{p_1\}$: There is a direct conflict between x_1 and x_3 over the parameter p_1 .
- $I_{x_2} \cap I_{x_3} = \{p_1\}$: There is a direct conflict between x_2 and x_3 over the parameter p_1 .

2) Indirect Conflict

An indirect conflict occurs when a group of input control parameters, belonging to different xApps, are associated with a common KPI. This type of conflict can be identified using the K-P graph. For instance:

- $P_{k_{41}}^G = \{p_2, p_5, p_6\}$ and $P_{k_{42}}^G = \{p_2, p_5, p_6\}$: Here, $p_2 \notin I_{x_4}$, but it still affects k_{41} and k_{42} . Since $p_2 \in I_{x_1}$ and I_{x_2} , we can say there is an indirect conflict of these xApps with x_4 over p_2 .

3) Implicit Conflict

An implicit conflict is identified when a KPI is affected by a parameter not originally considered part of its control parameter group. For example:

- $P_{k_5}^G = \{p_7, p_8\}$: This parameter group indicates that only modifying p_7 and p_8 should affect k_5 . However, if during the RAN operation, k_5 gets affected by changing p_1 , then we can say there is an implicit conflict between x_1, x_2, x_3 and x_5 over p_1 since $p_1 \in I_{x_1}, I_{x_2}$, and I_{x_3} . Including p_1 inside $P_{k_5}^G$ changes it to $P_{k_5}^G = \{p_1, p_7, p_8\}$, making it an indirect conflict. Thus, an implicit conflict is a vague form of indirect conflict that can only be detected during RAN operation but can be modeled as an indirect conflict once detected.

IV. CONFLICT DETECTION AND MITIGATION

Detecting conflicts is one of the most challenging aspects of conflict management in the Near-RT-RIC. It requires a deep understanding of each type of conflict and their distinctions. The comprehensive theoretical analysis presented in Section III and the comparison in Table I provide the foundation for a rule-based, low-latency conflict detection

TABLE I: Comparison of Different xApps Conflict Types in Open RAN

Conflict Type	Definition	Mathematical Notation	Example Conflict
Direct Conflict	Occurs when two or more xApps share common input parameters	$I_{x_i} \cap I_{x_j} \neq \emptyset$	$I_{x_1} \cap I_{x_2} = \{p_1, p_2\}$
Indirect Conflict	Occurs when different xApps' input parameters influence the same KPI	$P_{k_i}^G = \{p_x, p_y\}, P_{k_j}^G = \{p_x, p_y\}$	$P_{k_{41}}^G = \{p_2, p_5, p_6\}$
Implicit Conflict	Occurs when a KPI is influenced by parameters outside its control group	$P_{k_i}^G = \{p_x, p_y\} \Rightarrow p_z \text{ influences } k_i$	$P_{k_5}^G = \{p_7, p_8\}$ but p_1 affects k_5

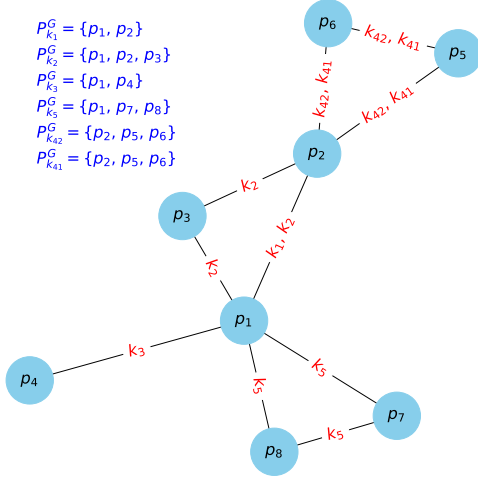


Fig. 3: K-P Graph with KPIs for Parameters in Open RAN.

mechanism. xApp-level conflicts are typically parametric and can often be detected by tracing ICPs and monitoring KPI degradation events. Some KPIs are critical to maintain as per SLA agreements, while others are less so.

In the conflict management system proposed in [2], [3], the Mobile Network Operator (MNO) is responsible for defining the important KPIs that must be maintained at predefined thresholds. This paper adopts the Conflict Mitigation System (CMS) presented in our previous work [2], [3], which includes separate Conflict Detection Controller (CDC) and Conflict Mitigation Controller (CMC) components within the Near-RT-RIC. The CDC communicates back and forth with the Near-RT-RIC database while performing detection tasks.

The Near-RT-RIC database consists of several components, including Recently Changed Parameter (RCP), Parameter Group Definition (PGD), Recently Changed Parameter Group (RCPG), Parameter and KPI Ranges (PKR), Decision Correlated with KPI Degradation (DCKD), and KPI Degradation Occurrences (KDO). When a xApp is deployed in the Near-RT-RIC, the MNO is expected to provide the xApp details, including their ICPs (I_{x_n}) and KPIs (K_{x_n}). The PGD component of the database is equipped with Algorithm 1, which estimates the P_k^G for all $k_j \in K_{x_n}$. The KDO component is responsible for storing and tracking KPI degradation events. If any SLA-sensitive KPI falls below the predefined threshold, it alerts the CDC of a possible conflict, along with the timestamp (t_{clock}) indicating when the event occurred.

The RCP component tracks any parameter changes, aiding the CDC in identifying the exact parameter responsible for the conflict at t_{clock} . The step-by-step conflict detection process is illustrated in Fig. 5, which explains how a rule-based detection mechanism can identify specific types of conflicts. To analyze the performance of the proposed rule-based detection method, we adopted the stochastic xApp model

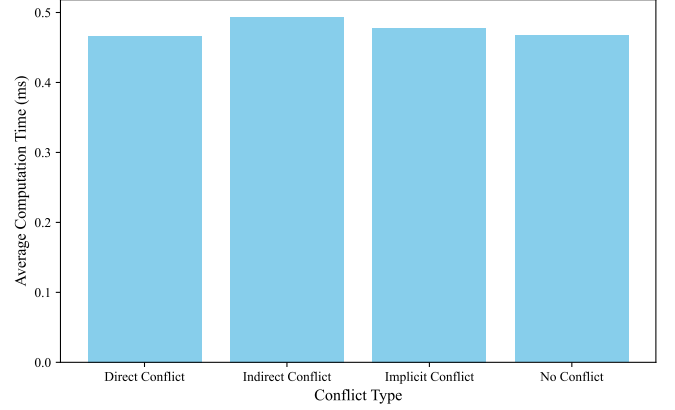


Fig. 4: Average Computation Time for Conflict Detection.

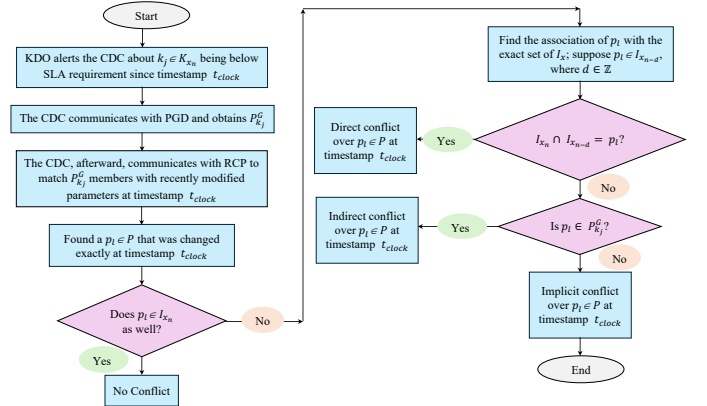


Fig. 5: Rule-based conflict detection mechanism.

presented in [2], [3] with the same configuration illustrated in Fig. 1. The CDC is triggered only when a KPI violation occurs; otherwise, it is considered a no-conflict state. When the instructing xApp that modifies the conflicting parameter is the same as the xApp associated with the degraded KPI, we classify it as 'no conflict.' If the instructing xApp and the xApp associated with the degraded KPI are different but share the conflicting parameter, it is detected as a 'direct conflict.' For an 'indirect conflict,' we check the parameter group of the degraded KPI; if the conflicting parameter belongs to this group and the case has not been classified as 'no conflict' or 'direct conflict,' we consider it an 'indirect conflict.' Finally, if none of the above three conditions are met, the conflict is classified as 'implicit conflict.' The rule-based detection method shows an average latency of 0.4 to 0.5 milliseconds for detecting each type of conflict as shown in Fig. 4 with a 100 percent accuracy.

When the conflict is detected, the CDC signals the CMC about the specific types of conflict occurring over the specific conflicting ICP. For the analysis of this paper, we adopt the priority conflict mitigation method proposed by Adamczyk et

Algorithm 1 Parameter Grouping Based on KPIs for xApps**Require:** A set of xApps with their ICPs I_{x_n} and KPIs K_{x_n} .**Ensure:** Parameter group P_k^G for k_j .

- 1: Initialize a dictionary *param_to_kpis* to map each ICP to its associated KPIs.
- 2: Initialize a dictionary P_k^G to map each KPI to its associated ICPs.
- 3: **for** each xApp x_n **do**
- 4: **for** each ICP $p_i \in I_{x_n}$ **do**
- 5: **for** each KPI $k_j \in K_{x_n}$ **do**
- 6: Add k_j to the list of KPIs for p_i in *param_to_kpis*.
- 7: **for** each pair of ICPs (p_i, p_j) **do**
- 8: Find the common KPIs between p_i and p_j using *param_to_kpis*.
- 9: **if** common KPIs exist **then**
- 10: Add an edge between p_i and p_j in G .
- 11: Label the edge with the common KPIs.
- 12: **for** each KPI k **do**
- 13: Find all ICPs associated with k .
- 14: Group these ICPs in P_k^G .
- 15: **return** P_k^G .

al. [1] and QACM method proposed in [3] to be deployed in the CMC. The priority method simply priorities one conflicting xApp over the other based on their significance set by the MNO. On the other hand, the QACM considers specific QoS requirements of the conflicting KPIs and suggests an optimal value of the conflicting parameter at which the KPIs are either above their QoS mandates or as closer as possible to it. The following section discusses the simulation setup and results based on these two mitigation methods.

TABLE II: Mobility and Service Type Distribution

Feature	Description
Mobility Models	Walking (0-1 m/s), Cycling (2-5 m/s), Driving (6-15 m/s)
UE Mobility Distribution	(35%) Walking, (30%) Cycling, (35%) Driving
Service Types	eMBB (40%), URLLC (30%), mMTC (30%)
Movement Logic	Random 2D movement with boundary reflection

V. EXPERIMENT AND RESULTS

For the experimental analysis, we used MATLAB software for simulation, along with its 5G Toolbox and O-RAN 7.2 split [3], [12] and conducted all simulations on a MacBook Pro with an M1 chip and 8GB of RAM. The simulation setup included four Next-generation NodeBs (gNBs) and hundred User Equipments (UEs). We focused on a direct conflict between the MRO xApp and ES xApp over Tx Power (TXP) values. The mobility and service type distribution is shown in Table II. The simulation parameters were: a Reference Signal Received Power (RSRP) threshold of -110 dBm for handover, a frequency of 2.4 GHz, and a simulation time of 10 minutes with a time step of 100 ms. Input control parameters included a default TXP value of 30 dBm, Cell Individual Offset (CIO) of 2 dB, Handover Hysteresis (HYS) of 0.5 dB, Time-To-Trigger (TTT) of 0.1 ms, RET of 1.5 degrees, and an adjustment interval of 1000 ms. The UEs moved back and forth between the two gNBs with randomly assigned velocities between 0 and 5 m/s. The overall system

goal is to minimize link failures and ping-pong handovers for MRO while maximizing energy efficiency for ES. A direct conflict arose when ES set the TXP to 3 dBm for energy savings, followed by MRO setting it to 50 dBm in the next request. We consider 5 conflict mitigation Methods, including a no-mitigation approach (NC) where the TXP was set to the recently requested value; a set back to default (SBD) method where the TXP was reset to its default value; a priority-based method where either ES (P-ES) or MRO (P-MRO) was prioritized; and finally the QACM method was used to balance the TXP based on QoS thresholds. We repeated the simulation 500 times and the results were presented using box plots for each KPI.

The Fig. 6a compares the energy efficiency across different conflict mitigation methods, including NC (No Conflict Mitigation), SBD (Set Back to Default), P-ES (prioritized ES), P-MRO (prioritized MRO), and QACM. The QACM method shows the highest energy efficiency (in bits/Joule), suggesting it is the most effective approach for maximizing energy savings, followed by P-ES. The NC, SBD and P-MRO methods exhibit lower energy efficiency indicating that prioritizing energy-saving strategies improves this KPI. The QACM optimally sets the transmission power to minimize link failures and unnecessary ping-pong handovers, as reflected in Fig. 6a. QACM demonstrates 90-100% greater energy efficiency compared to P-ES or P-MRO. This is because none of the prioritized methods effectively balance the transmitted bits-to-energy ratio while achieving their own objectives. SBD and NC exhibit the second-lowest and lowest performance, respectively, as the default values do not optimize any xApp's objectives. On the other hand, maintaining the value demanded by MRO negatively impacts energy efficiency, since this KPI is not associated with MRO but rather with ES. Therefore, MRO's instruction doesn't assure positive impact on energy saving.

The Fig. 6b illustrates the impact of different conflict mitigation methods on reducing link failures. The SDB displays higher numbers of link failures followed by the NC and P-ES, with having a similar median value, implying poorer performance in maintaining stable connections. On the other hand, P-MRO and QACM show significantly fewer link failures with QACM being the most effective one. This indicates that prioritizing mobility robustness and a balanced conflict resolution approach reduces the occurrence of link failures. Overall, the QACM reduces approximately 17% of connection losses compared to the NC method.

Finally, the Fig. 6c demonstrates the total number of handovers across the various methods. NC, SBD and P-ES have the highest frequency of handovers, which may negatively affect network stability. In contrast, P-MRO and QACM exhibit significantly fewer handovers with QACM providing the best mitigation. This shows that a mobility-optimized and balanced conflict resolution strategy can effectively reduce these undesirable handovers. Overall, the QACM saves approximately 2.2% of unnecessary handovers compared to the NC method.

VI. LIMITATIONS AND FUTURE WORKS

This study relies on a MATLAB-based simulation with a scenario of one direct conflict between MRO and ES, and

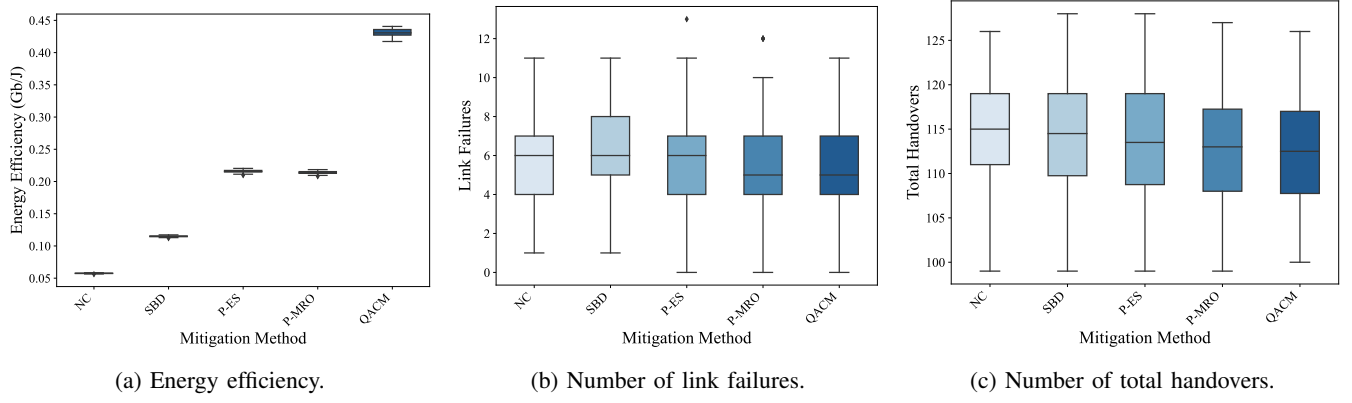


Fig. 6: Simulation results of KPIs adopting different conflict mitigation methods.

a small-scale network of four gNBs and one hundred UEs. This setup may not fully capture real-world complexities such as OTA (Over The Air) interference, multi-cell topologies, or stringent latency demands. In this work, we primarily focused on energy efficiency and did not explore multi-objective or ML-based strategies. This certainly leaves questions about scalability, signaling overhead, and adaptive response of the proposed solutions in rapidly changing environments. Our future work will include deploying on more realistic simulator like ns3-oran [14] developed by NIST, where we have been actively developing and deploying xApps, investigating more diverse conflicts, incorporating multiple objectives, and exploring ML-driven methods for proactive conflict mitigation.

VII. CONCLUSION

In this paper, we provided an in-depth examination of xApp-level conflicts in Open RAN focusing on conflict detection and mitigation strategies. Through theoretical modeling and the use of conflict graphs, we identified different types of conflicts and highlighted their impacts on network KPIs. Our simulation results demonstrated the effectiveness of various mitigation methods, particularly the QACM approach, in managing conflicts while respecting QoS thresholds. The results showed that QACM outperforms other mitigation strategies, including no conflict mitigation, reset to default and priority-based approaches in terms of energy efficiency and minimizing link failures and total number of handovers (Including ping-pong handovers). Our future work will focus on refining conflict detection mechanisms experimenting with the detection mechanism in large-scale, exploring machine learning-based mitigation techniques, and evaluating real-world O-RAN deployments to further enhance the robustness of conflict management in dynamic network environments.

ACKNOWLEDGMENT

This research was partially funded by the European Union's Horizon Europe research and innovation program through the Marie Skłodowska-Curie SE grant, under agreement number RE-ROUTE No 101086343.

REFERENCES

- [1] C. Adamczyk and A. Kliks, "Conflict mitigation framework and conflict detection in o-ran near-rt ric," *IEEE Communications Magazine*, vol. 61, no. 12, pp. 199–205, 2023.

- [2] A. Wadud, F. Golpayegani, and N. Afraz, "Conflict management in the near-rt-ric of open ran: A game theoretic approach," in *2023 IEEE International Conferences on Internet of Things (iThings) and IEEE Green Computing & Communications (GreenCom) and IEEE Cyber, Physical & Social Computing (CPSCoM) and IEEE Smart Data (SmartData) and IEEE Congress on Cybermatics (Cybermatics)*, pp. 479–486, IEEE, 2023.
- [3] A. Wadud, F. Golpayegani, and N. Afraz, "Qacm: Qos-aware xapp conflict mitigation in open ran," *IEEE Transactions on Green Communications and Networking*, vol. 8, no. 3, pp. 978–993, 2024.
- [4] H. Erdol, X. Wang, R. Piechocki, G. Oikonomou, and A. Parekh, "xapp distillation: Ai-based conflict mitigation in b5g o-ran," *arXiv preprint arXiv:2407.03068*, 2024.
- [5] P. B. del Prever, S. D'Oro, L. Bonati, M. Polese, M. Tsampazi, H. Lehmann, and T. Melodia, "Pacifista: Conflict evaluation and management in open ran," *arXiv preprint arXiv:2405.04395*, 2024.
- [6] O.-R. Alliance, "O-ran working group 3 (near-real-time ran intelligent controller and e2 interface workgroup), near-rt ric architecture," *O-RAN.WG3.RICARCH-R003-v04.00*, Last Accessed [September 2024].
- [7] M. Polese, L. Bonati, S. D'Oro, S. Basagni, and T. Melodia, "Understanding o-ran: Architecture, interfaces, algorithms, security, and research challenges," *IEEE Communications Surveys & Tutorials*, vol. 25, no. 2, pp. 1376–1411, 2023.
- [8] C. Adamczyk and A. Kliks, "Detection and mitigation of indirect conflicts between xapps in open radio access networks," in *IEEE INFOCOM 2023-IEEE Conference on Computer Communications Workshops (INFOCOM WKSHPS)*, pp. 1–2, IEEE, 2023.
- [9] M. Corici, R. Modroiu, F. Eichhorn, E. Troudt, and T. Magedanz, "Towards efficient conflict mitigation in the converged 6g open ran control plane," *Annals of Telecommunications*, pp. 1–11, 2024.
- [10] C. Adamczyk, "Challenges for conflict mitigation in o-ran's ran intelligent controllers," in *2023 International Conference on Software, Telecommunications and Computer Networks (SoftCOM)*, pp. 1–6, IEEE, 2023.
- [11] H. Zhang, H. Zhou, and M. Erol-Kantarci, "Team learning-based resource allocation for open radio access network (o-ran)," in *ICC 2022-IEEE International Conference on Communications*, pp. 4938–4943, IEEE, 2022.
- [12] M. Arafat Habib, P. E. Iturria-Rivera, Y. Ozcan, M. Elsayed, M. Bavand, R. Gaigalas, and M. Erol-Kantarci, "Transformer-based wireless traffic prediction and network optimization in o-ran," *arXiv e-prints*, pp. arXiv-2403, 2024.
- [13] A. Zolghadr, J. F. Santos, L. A. DaSilva, and J. Kibilda, "Learning and reconstructing conflicts in O-RAN: A graph neural network approach," *arXiv e-prints*, pp. arXiv-2412.14119, 2024.
- [14] U.S. National Institute of Standards and Technology (NIST), "ns3-oran," *GitHub Repository*, 2024. [Online]. Available: <https://github.com/usnistgov/ns3-oran> [Accessed: September 15, 2024].