

Safe Exploitative Play with Untrusted Type Beliefs

Tongxin Li^{1*} Tinashe Handina² Shaolei Ren³ Adam Wierman²

¹School of Data Science
The Chinese University of Hong Kong, Shenzhen, China
litongxin@cuhk.edu.cn

²Computing + Mathematical Sciences
California Institute of Technology, Pasadena, USA
{thandina, adamw}@caltech.edu

³Electrical & Computer Engineering
University of California, Riverside, USA
shaolei@ucr.edu

Abstract

The combination of the Bayesian game and learning has a rich history, with the idea of controlling a single agent in a system composed of multiple agents with unknown behaviors given a set of types, each specifying a possible behavior for the other agents. The idea is to plan an agent’s own actions with respect to those types which it believes are most likely to maximize the payoff. However, the type beliefs are often learned from past actions and likely to be incorrect. With this perspective in mind, we consider an agent in a game with type predictions of other components, and investigate the impact of incorrect beliefs to the agent’s payoff. In particular, we formally define a tradeoff between risk and opportunity by comparing the payoff obtained against the optimal payoff, which is represented by a gap caused by trusting or distrusting the learned beliefs. Our main results characterize the tradeoff by establishing upper and lower bounds on the Pareto front for both normal-form and stochastic Bayesian games, with numerical results provided.

1 Introduction

“The Chinese symbol for crisis is composed of two elements: one signifies danger and the other opportunity.” — Lewis Mumford, 1944

The famous interpretation of the Chinese word for ‘crisis’ (known as 危機), although based on mistaken etymology, captures the dual nature of danger and opportunity. It provides an interesting metaphor for the inherent complexities within real-world multi-agent systems. These systems, where risk and opportunity are often inextricably linked, play a pivotal role across diverse domains, ranging from human-AI collaboration Yan et al. [2024] and cyber-physical systems Wang et al. [2016], to highly competitive environments like real-time strategy games Vinyals et al. [2019] and poker Brown and Sandholm [2019].

In conventional applied and theoretical frameworks, it is typically assumed that all agents either cooperate or adhere to pre-defined policies Lowe et al. [2017], Albrecht and Stone [2018], Rashid et al. [2020], Anagnostides et al. [2024]. However, real-world scenarios often defy these simplifications,

*Correspondence to: Tongxin Li <litongxin@cuhk.edu.cn>.

presenting agents that display a spectrum of behaviors ranging from cooperative, to heterogeneous, irrational, or even adversarial Li et al. [2023a]. This deviation from expected behavior patterns complicates the dynamics of multi-agent systems, as agents cannot reliably predict the actions of their counterparts. The uncertainty regarding whether to trust or distrust predictions naturally leads to a critical tradeoff between the coexisted risk and opportunity, reflecting the dual aspects highlighted in Mumford’s remark.

As critical examples, Bayesian games Harsanyi [1967, 1968] provide an approach for modeling differing types of agents in strategic environments. In these games, players form beliefs about others’ types and update beliefs in response to observed actions and choose their actions accordingly. For example, in competitive settings like poker or even in simple games like matching pennies, deviating from the game theoretic optimal (GTO) strategy Friedman [1971], Zadeh [1977] to exploit weaker opponents can be beneficial, but this approach also relies on potentially flawed type beliefs Albrecht and Stone [2018], making it risky to take advantage of such side-information. Similarly, in real-world problems like security games, having a prior distribution of attackers’ behavioral types in a Bayesian game setting leads to advantages. However, exploiting incorrect types can be risky compared to just using minimax strategies. Despite the ubiquity of incorrect type beliefs in practical scenarios, limited attention has been paid to explore such a tradeoff, with exceptions in designing heuristically safe and exploitative strategies in specific contexts, such as with Byzantine adversaries Li et al. [2023a] and sequential games Milec et al. [2021].

Inaccuracies in beliefs about others’ types may arise from factors such as using out-of-distribution data to generate priors, changes in opponents’ behaviors, or mismatches between hypothesized types and the optimal type space, etc. As noted in Albrecht et al. [2016], it is evident that prior beliefs significantly affect the long-term performance of type-based learning algorithms like the Harsanyi-Bellman Ad Hoc Coordination (HBA). Although algorithms like HBA demonstrate asymptotic convergence to correct predictions or type distributions through various methods of estimating posterior beliefs, and methods exist for detecting inaccuracies in type beliefs using empirical behavioral hypothesis testing Albrecht et al. [2016], the theoretical capabilities of general algorithms remain uncertain.

In general, relying on learned beliefs presents a fundamental tradeoff between the potential payoffs from exploitative play and the risk of incorrect type beliefs. Given the potential inaccuracies in these type beliefs, relying on them to exploit opponents could lead to high-risk strategies. Conversely, not exploiting these beliefs might result in overly cautious play. Therefore, it is natural to investigate the impact of incorrect beliefs on the agent’s payoff, in terms of a tradeoff between trusting or distrusting the beliefs of types provided by type-based learning algorithms (e.g., Bayesian learning Jordan [1991], best response dynamics Bichler et al. [2023], and policy iteration with neural networks Bichler et al. [2021], etc.) in multi-agent systems. To summarize the focus of this paper, we aim to address the following critical question:

What is the fundamental tradeoff between trusting/distrusting type beliefs in games?

Contributions. Motivated by the above question, we analyze the following *payoff gap* that arises from erroneous type beliefs:

$$\Delta(\varepsilon; \pi) := \max_{d(\theta, \theta^*) \leq \varepsilon} \left(\max_{\phi} \text{Payoff}(\phi, \theta^*) - \text{Payoff}(\pi(\theta), \theta^*) \right), \quad (1)$$

where θ and θ^* are predicted and true type beliefs respectively; $d(\cdot, \cdot)$ measures the distance between θ and θ^* bounded from above by ε and will be formally specified with concrete model contexts in Section 3 and Section 4, together with the payoff, denoted by $\text{Payoff}(\cdot, \cdot)$ as a function of the true type θ^* and the used strategy π . The agent uses a strategy π that depends on the type belief θ . Overall, the payoff difference (1) above quantifies the worst-case gap between the optimal payoff (obtained using an optimal strategy that maximizes $\text{Payoff}(\cdot, \theta^*)$), and the payoff corresponding to π .

In particular, when the agent’s strategy π trusts the belief θ , it takes the opportunity to close the gap in (1) when the belief error ε is small. However, when ε increases, such a strategy incurs a high risk since it trusts the incorrect θ . Evaluating the payoff gap in (1) naturally yields a tradeoff between opportunity and risk, as illustrated on the right of Figure 1. To be more precise, we measure the tradeoff between two important quantities:

(Missed) Opportunity: $\Delta(0; \pi)$, corresponding to the case when the type beliefs are correct;

Risk: $\max_{\varepsilon > 0} \Delta(\varepsilon; \pi)$ measuring the payoff difference incurred by worst-case incorrect beliefs.

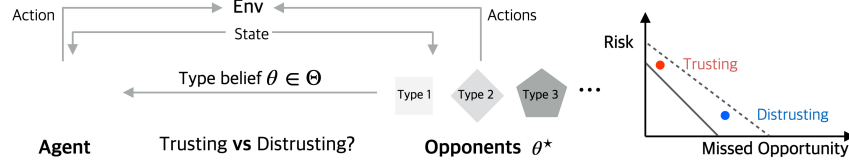


Figure 1: **Left:** A stochastic Bayesian game where an agent interacts with an environment and opponents, with a belief of their types $\theta \in \Theta$. **Right:** The tradeoff between trusting and distrusting type beliefs, with trust leading to higher risk and opportunity and distrust resulting in lower risk and opportunity, implying an opportunity-risk tradeoff with varying strategy π .

In summary, the (missed) opportunity measures the discrepancy of a strategy π from the optimal strategy, which is aligned with the ground truth belief θ^* of other players in terms of the obtained payoff. Additionally, the risk quantifies how inaccurate beliefs impact the difference in terms of payoffs in the worst case. The goal of this paper is to investigate safe and exploitative strategies in Bayesian games that achieve near-optimal opportunity and risk.

Our main results are two-fold. Firstly, in normal-form Bayesian games, we characterize a tradeoff between the opportunity and risk. We consider a strategy as a convex combination of a safe strategy and the best response given type beliefs. Upper bounds on opportunity and risk are provided in Theorem 3.1. Conversely, lower bounds that hold for any mixed strategy are shown in Theorem 3.2. Notably, when the game is fair, and the hypothesis set Θ is sufficiently large, these bounds tightly converge. Secondly, we explore a dynamic setting in stochastic Bayesian games, where an agent, provided with type beliefs about other players, engages in interactions over time, as illustrated in Figure 1. Unlike the normal-form approach, we utilize a value-based strategy that establishes upper bounds on opportunity and risk, as outlined in Theorem 4.1. Additionally, Theorem 4.2 provides lower bounds on opportunity and risk that differ from the upper bounds by multiplicative constants, yielding a characterization of the opportunity-risk tradeoff. Finally, a case study of a security game, simulating a defender protecting an elephant population from illegal poachers, is provided in Section 5.

2 Related Work

Learning Types in Games. The concept of type-based methods dates back to the development of Bayesian games, as first established by Harsanyi in the late 1960s Harsanyi [1967, 1968]. The concepts of learning and updating beliefs appear in pioneering works like the adaptive learning Milgrom and Roberts [1991]. While much game theory research, including work by Kalai et al. Kalai and Lehrer [1993], focuses on equilibrium analysis through Bayesian belief-based learning, other studies, such as those by Nachbar et al. Nachbar [1997, 2005] and Foster and Young [2001], Dekel et al. [2004], reveal the challenges players face in making correct predictions while playing optimally under certain game conditions and assumptions. From an application perspective, Southey et al. Southey et al. [2012] applied type-based methods to poker, where players’ hands are partially hidden. They demonstrated how to maintain and use beliefs to determine the best strategies in this setting. Besides classic results exemplified above, closely related to our results, the recent work by Milec et al. Milec et al. [2021] addresses the limitations of Nash equilibrium strategies in two-player extensive-form games, particularly their inability to exploit the weaknesses of sub-optimal opponents. They defined the exploitability of a strategy as the expected payoff that a fully rational opponent can gain beyond the game’s base value and introduced a method that ensures safety, defined as an upper limit on exploitability compared to the payoff obtained using a Nash equilibrium strategy. However, the proposed tradeoff between the exploitation of the opponent given the correct model and safety against an opponent who can deviate arbitrarily from the predicted model is applicable specifically to an algorithm that employs a continual depth-limited restricted Nash response.

Online Decision-Making with Predictions. The tradeoff between opportunity and risk analyzed in this work is motivated by the recent progress in algorithms with predictions, also known as learning-augmented algorithms Mahdian et al. [2012], Purohit et al. [2018] for online decision-making problems such as caching Rohatgi [2020], Lykouris and Vassilvitskii [2021], Im et al. [2022], bipartite matching Antoniadis et al. [2020], online optimization Christianson et al. [2022a], Li et al. [2024a], control Li et al. [2021a, 2022], Lin et al. [2022], Li et al. [2023b], valued-based reinforcement learning Golowich and Moitra [2022], Li et al. [2024b], Yang et al. [2024], and real-

world applications Li et al. [2021b], Christianson et al. [2022b], Li [2023], Li and Sun [2024]. This line of work investigates the impact of untrusted predictions on two key metrics known as consistency and robustness, which are defined based on the competitive ratio of the considered contexts. It is also worth highlighting that previous works in decision-making often provide best-of-both-worlds guarantees for both stochastic and adversarial environments Jin et al. [2021], Amir et al. [2022], while the results in this work shed light on studying the intermediate regimes that do not fully align with either stochastic or adversarial settings and delves into interactive environments formed by players whose behaviors may deviate from the type beliefs.

Stochastic Bayesian Games. Our results presented in Section 4 draw on foundational concepts from stochastic Bayesian games as outlined by Albrecht et al. Albrecht and Ramamoorthy [2015], Albrecht et al. [2016], which merge concepts of the Bayesian games Harsanyi [1967, 1968] and the stochastic games Shapley [1953], with applications in cooperative multi-agent reinforcement learning Li et al. [2023a]. In Albrecht et al. [2016], three methods—product, sum, and correlated—for integrating observed evidence into posterior beliefs have been explored. Specifically, it has been demonstrated that the Harsanyi-Bellman Ad Hoc Coordination (HBA) eventually make right future predictions under specific conditions using the product posterior beliefs. However, while HBA may eventually align with the correct type distribution, it is not guaranteed to learn it with the product posterior beliefs. Under certain conditions, HBA with the sum and correlated posterior converges to the correct type distribution. Nonetheless, even though methods like empirical behavioral hypothesis testing are available to detect inaccuracies in type beliefs, a comprehensive theoretical analysis is still lacking.

3 Normal-Form Bayesian Games with Untrusted Type Beliefs

Let $\|\cdot\|_1$ denote the ℓ_1 -norm and $\|\cdot\|_{\max}$ denote the element-wise max norm.

3.1 Problem Setting, Opportunity, and Risk

Consider a normal-form game with two players: Player 1 possesses a payoff matrix $A \in \mathbb{R}^{a \times b}$ with $\|A\|_{\max} \leq \alpha$, where the first player has a choices of the rows and the second player has b choices of the columns of A . Player 1 forms a belief about Player 2’s mixed strategy, denoted by a probability distribution ρ over a set of hypothesized strategies Θ that contains a ground truth strategy y^* .²

As a concrete example of the *payoff gap* proposed in (1), the following benchmark characterizes the gap between payoffs obtained by a strategy with machine-learned belief ρ and an optimal strategy knowing y^* beforehand:

$$\Delta_{\text{NFG}}(\varepsilon; \pi) := \max_{d(\rho, y^*) \leq \varepsilon} \left(\max_{x \in P_a} x^\top A y^* - \pi(\rho)^\top A y^* \right), \quad (2)$$

given a fixed policy $\pi : P_\Theta \rightarrow P_a$ that outputs a mixed strategy of the first player knowing ρ , where $d(\rho, y^*) := \|\mathbb{E}_\rho[y] - y^*\|_1$, P_Θ and P_a are sets of probability distributions on Θ and the a different choices of rows respectively.

In particular, we focus on measuring a tradeoff between two important quantities, the (*missed*) *opportunity* $\Delta_{\text{NFG}}(0; \pi)$ and the *risk* $\max_{\varepsilon > 0} \Delta_{\text{NFG}}(\varepsilon; \pi)$. The former measures how far the considered strategy π is away from the optimal strategy knowing the ground truth type y^* of Player 2 in terms of the payoff obtained; the latter quantifies the worst-case impact of inaccurate belief on the payoff difference.

3.2 Motivating Example: Matching Pennies

Before presenting general results, we illustrate the underlying concepts through a simple normal-form game. Consider the matching pennies game as a classic example, where the mixed strategies for players as defined follows.

Suppose $a = b = 2$ and each of the two players has the option to choose either Heads (H) or Tails (T). Let $y^* \in [0, 1]$ be the true probability that Player 2 plays H and $1 - y^*$ the probability of playing T. Suppose the hypothesis set Θ contains all possible mixed strategies, each corresponding to a type of Player 2. Then, Player 1 receives a belief of y^* , denoted by y , and chooses a strategy π that depends

²Note that we assume $y^* \in \Theta$ for the ease of presentation aligning with Assumption 1 in Albrecht et al. [2016], and our results can be easily generalized to the case when Θ does not contain y^* by modifying the definition of ε to incorporate incomplete or incorrect hypothesized types.

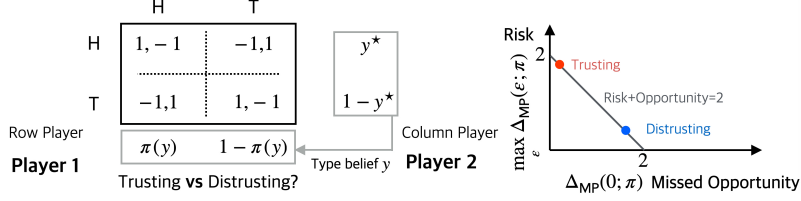


Figure 2: **Left:** Matching Pennies payoff matrix for Player 1 (row player) with type belief y and Player 2 (column player) whose strategy is defined by y^* . **Right:** Opportunity-risk tradeoff that satisfies $\Delta_{MP}(0; \pi) + \max_{\varepsilon} \Delta_{MP}(\varepsilon; \pi) = 2$.

on y . Similarly, let $x = \pi(y)$ be the probability that Player 1 plays H and $1 - x$ the probability of playing T. If two players' actions match, Player 1 will receive 1 and -1 otherwise. The problem setting is summarized in Figure 2. Given y^* and x , the expected payoff is therefore $(2y^* - 1)(2x - 1)$. The best response of Player 1, depending on y , is characterized by:

$$BR(y) = \begin{cases} x = 0 & \text{if } y < \frac{1}{2}, \\ x \in [0, 1] & \text{if } y = \frac{1}{2}, \\ x = 1 & \text{if } y > \frac{1}{2}. \end{cases} \quad (3)$$

Given a strategy $\pi : [0, 1] \rightarrow [0, 1]$, the payoff gap in (2) for this example is instantiated as

$$\Delta_{MP}(\varepsilon; \pi) := \max_{|y - y^*| \leq \varepsilon} 2 \left((2y^* - 1)BR(y^*) - (2y^* - 1)\pi(y) \right). \quad (4)$$

Impossibility. We first consider an arbitrary strategy $\pi : [0, 1] \rightarrow [0, 1]$ that misses at most $(1 - \lambda)$ opportunity. Suppose π chooses H with a probability $\pi(y)$ and T with a probability $1 - \pi(y)$. Therefore, setting $\varepsilon = 0$, the payoff gap must satisfy

$$\Delta_{MP}(0; \pi) = \max_{y \in [0, 1]} 2(2y - 1)(BR(y) - \pi(y)) \leq 1 - \lambda,$$

which implies $\pi(0) \leq (1 - \lambda)/2$ and $\pi(1) \geq (1 + \lambda)/2$ by setting $y = 0$ and $y = 1$, respectively. Thus, plugging in $y^* = 1$ and $y = 0$, we conclude that

$$\max_{\varepsilon} \Delta_{MP}(\varepsilon; \pi) \geq \max_{|y - y^*| \leq 1} 2(BR(y^*) - \pi(y)) \geq 2(BR(1) - \pi(0)) \geq 1 + \lambda,$$

since $BR(1) = 1$ by (3). This implies that π has at least $(1 + \lambda)$ risk. Note that this argument holds for any arbitrarily chosen π . In a word, any strategy misses at most $1 - \lambda$ opportunity must incur at least $1 + \lambda$ risk, in terms of the payoff.

Mixed Strategy Existence. Now, let us construct a concrete strategy to derive upper bounds on the (missed) opportunity and risk. The idea is to combine the strategy $BR(y)$, which exploits the belief y of types, and the Nash equilibrium strategy of this game, known as $\bar{x} = 1/2$, which is a solution of the minimax problem $\min_{y \in [0, 1]} \max_{x \in [0, 1]} (2y - 1)(2x - 1)$ that enhances safety.

Fix $\pi(y) := \lambda BR(y) + (1 - \lambda)\bar{x}$ a mixed strategy as a convex combination of the two strategies.

The payoff gap in (4) satisfies

$$\Delta_{MP}(\varepsilon; \pi) \leq \max_{|y - y^*| \leq \varepsilon} 2(2y^* - 1) \left(\lambda (BR(y^*) - BR(y)) + (1 - \lambda) (BR(y^*) - 1/2) \right).$$

Opportunity: Therefore, there exists a mixed strategy π such that when $\varepsilon = 0$ (i.e., $BR(y) = BR(y^*)$), its (missed) opportunity is bounded by

$$\Delta_{MP}(0; \pi) = \max_{y \in [0, 1]} 2(2y - 1)(1 - \lambda)(BR(y) - 1/2) \leq 1 - \lambda.$$

Risk: Moreover, maximizing over ε such that $y = 0$, $y^* = 1$, $BR(y^*) - BR(y) = 1$, the risk for π always satisfies $\max_{\varepsilon} \Delta_{MP}(\varepsilon; \pi) \leq 1 + \lambda$.

In a word, we find a strategy that misses $1 - \lambda$ opportunity and meanwhile has $1 + \lambda$ risk.

Pareto Optimality In conclusion, above construction shows that there is a mixed strategy π for the matching pennies that misses $(1 - \lambda)$ opportunity and incurs $(1 + \lambda)$ risk. Conversely, any strategy that misses at most $(1 - \lambda)$ opportunity must have at least $(1 + \lambda)$ risk. The segment on the right of Figure 2 represents a Pareto front, and the strategy constructed as a convex combination is confirmed to be Pareto optimal following the arguments above. This motivating example indicates a tight tradeoff between opportunity and risk for matching pennies. In the sequel, we further generalize this result to normal-form games.

3.3 Opportunity-Risk Tradeoff for Normal-Form Games

In general, the opportunity-risk tradeoff depends on the hypothesis set Θ that contains a subset of candidate strategies and the payoff matrix of the game. We state useful definitions to characterize properties of the hypothesis set Θ and the considered normal-form game.

Definition 1. Given a hypothesis set Θ , we let the diameter of Θ with respect to the ℓ_1 -norm be $\eta(\Theta) := \max_{y, z \in \Theta} \|y - z\|_1$. Define the following **type intensity**

$$\kappa(\Theta) := \max_{y, z \in \Theta} \left(\sum_{i: y_i \leq z_i} z_i - \sum_{i: y_i > z_i} z_i \right) \text{ subject to } \sum_{i: y_i \leq z_i} y_i < \sum_{i: y_i > z_i} y_i. \quad (5)$$

Furthermore, with fixed Θ and A , we define the maximum and value of the game by

$$\mu_\Theta(A) := \max_{y \in \Theta} \max_{x \in P_a} |x^\top A y| \text{ (maximum)}, \quad \nu_\Theta(A) := \min_{y \in \Theta} \max_{x \in P_a} x^\top A y \text{ (value)}. \quad (6)$$

The type intensity, as defined in (5), quantifies the divergence between two distributions within the set Θ , specifically those that maximize the given objective. As the density of Θ increases, the value of $\kappa(\Theta)$ approaches 1.

Theorem 3.1 (NFG EXISTENCE). Fix any Θ and consider a general-sum normal-form game where Player 1 has a payoff matrix $A \in \mathbb{R}^{a \times b}$ with $\mu_\Theta(A) \leq \mu$ and $\nu_\Theta(A) \geq \nu$. For any $0 \leq \lambda \leq 1$, there exists a mixed strategy $\pi : P_\Theta \rightarrow P_a$ for Player 1 misses $(1 - \lambda)(\mu - \nu)$ opportunity and has $((1 - \lambda)(\mu - \nu) + \lambda\mu\eta(\Theta))$ risk.

To show Theorem 3.1, we construct a mixed strategy as follows. Denote by \bar{x} as the following safe/minimax strategy of Player 1, which is the Nash equilibrium when the game is zero-sum:

$$\min_{y \in \Theta} \bar{x}^\top A y = \max_{x \in P_a} \min_{y \in \Theta} x^\top A y. \quad (7)$$

Motivated by the matching pennies example in Section 3.2, Player 1 implements a mixed strategy $\pi(\rho) := \lambda \tilde{x} + (1 - \lambda)\bar{x}$ given the predicted belief ρ as a distribution over types in Θ , where $\tilde{x} \in P_a$ is a best response strategy given ρ such that $x^\top A \mathbb{E}_\rho[y]$ is maximized. The detailed proof of Theorem 3.1 is provided in Appendix A.

Moreover, we further show the following impossibility result, indicating that the tradeoff in Theorem 3.1 is tight. We relegate the proof of Theorem 3.2 to Appendix B.

Theorem 3.2 (NFG IMPOSSIBILITY). For any Θ satisfying $\kappa(\Theta) \geq 0$, there is a payoff matrix $A \in \mathbb{R}^{a \times b}$ with $\mu_\Theta(A) \leq \mu$ and $\nu_\Theta(A) \geq \nu$ such that for any $0 \leq \lambda \leq 1$, if any mixed strategy $\pi : P_\Theta \rightarrow P_a$ for Player 1 misses at most $(1 - \lambda)(\mu - \nu)$ opportunity, then it incurs at least $(\kappa(\Theta)\mu - \nu)(1 + \lambda)$ risk.

In particular, Theorem 3.1 and 3.2 together imply the following special case when the hypothesis set Θ contains all possible mixed strategies in P_b . This corollary highlights that for a fair game, the tradeoff is tight and the mixed strategy $\pi(\rho) := \lambda \tilde{x} + (1 - \lambda)\bar{x}$ with $\lambda \in [0, 1]$ is Pareto optimal when the hypothesis set contains all possible mixed strategies.

Corollary 3.1 (NFG PARETO OPTIMALITY). Suppose $\Theta = P_b$ and the game is fair, where Player 1 has a payoff matrix $A \in \mathbb{R}^{a \times b}$ with $\|A\|_{\max} \leq \alpha$. For any $0 \leq \lambda \leq 1$, there exists a mixed strategy π for Player 1 that misses $(1 - \lambda)\alpha$ opportunity and has $(1 + \lambda)\alpha$ risk. Furthermore, there is a payoff matrix $A \in \mathbb{R}^{a \times b}$ with $\|A\|_{\max} \leq \alpha$ such that for any $0 \leq \lambda \leq 1$ if any mixed strategy π for Player 1 misses $(1 - \lambda)\alpha$ opportunity, then it incurs at least $(1 + \lambda)\alpha$ risk.

It is worth noting that the requirement can be relaxed straightforwardly so that as long as the hypothesis set contains two mixed strategies such that $\kappa(\Theta) = 1$ in (5), the statement holds. The proof of Corollary 3.1 can be found in Appendix C.

4 Stochastic Bayesian Games with Untrusted Type Beliefs

In many real-world applications, agents are coupled through a shared state in stochastic Bayesian games Albrecht and Ramamoorthy [2015], Albrecht et al. [2016], which combines standard Bayesian games Harsanyi [1967, 1968] with the stochastic games Shapley [1953]. In this section, we consider an infinite-horizon time-varying discounted n -player stochastic Bayesian game, represented by a tuple $\mathcal{M} := \langle \mathcal{S}, \mathcal{A}, \Theta, \sigma, p, r, \gamma \rangle$, and analyze the impact of beliefs on the opportunity-risk tradeoff.

4.1 Preliminaries: MDP for Stochastic Bayesian Games

Let \mathcal{S} be a finite set of states. Write $\mathcal{N} := \{1, \dots, n\}$. Let $\mathcal{A}(i)$ be the set of finitely many actions that player $i \in \mathcal{N}$ can take at any state $s \in \mathcal{S}$. Furthermore, $\mathcal{A} := \mathcal{A}(1) \times \dots \times \mathcal{A}(n)$ denotes the set of action profiles $a = (a(i) : i \in \mathcal{N})$ with $a(i) \in \mathcal{A}(i)$. The types of other players are unknown to i -th player. The set $\Theta = \prod_{j \neq i} \Theta(j)$ is a product type space where each opponent j chooses types from Θ_j . We focus on the decision-making of the i -th player, considering stationary (Markov) strategies.³ At each time $t \geq 0$ each player $j \neq i$ uses a mixed strategy $\pi_j : \mathcal{S} \times \Theta(j) \rightarrow \mathbb{P}_{\mathcal{A}(j)}$ parameterized by a type that depends on the current state and the true type $\theta_j^* \in \Theta(j)$. We use $r : \mathcal{S} \times \mathcal{A} \rightarrow \mathbb{R}$ to denote the reward function for the i -th player, which is assumed to be bounded, as formally defined below.

Assumption 1. The reward $r : \mathcal{S} \times \mathcal{A} \rightarrow \mathbb{R}$ satisfies that $|r(s, a)| \leq r_{\max}$ for all $s \in \mathcal{S}$, $a \in \mathcal{A}$.

For any pair of states (s, s') and action profile $a \in \mathcal{A}$, we define $p(s'|s, a)$ as a transition probability from s to s' given an action profile a . Finally, let $\gamma \in (0, 1)$ be a discount factor. We define the expected utility of the i -th player using a strategy π_i as the expected discounted total payoff

$$J(\pi_i; \theta_{-i}^*) := \mathbb{E} \left[\sum_{t=0}^{\infty} \gamma^t r(s_t, a_t) \right], \quad (8)$$

where $\theta_{-i}^* := (\theta_j^* \in \Theta(j) : j \neq i)$, with respect to stochastic processes $(s_t \sim p(\cdot | s_{t-1}, a_{t-1}))_{t \geq 0}$ and $(a_t(i) \sim \pi_i(s_t))_{t \geq 0}$, which generate the state and the action trajectories. The expectation in (8) is taken with respect to all randomness induced by the initial state distribution $s_0 \sim p_0 \in \mathbb{P}_{\mathcal{S}}$, the state transition kernel p , and strategy profile π (as well as opponents' types in Θ).

4.2 Opportunity, Risk, and Type Beliefs

Suppose the i -th player has beliefs of the other players' types, provided by a machine-learned forecaster, denoted by θ_{-i} . For notational simplicity, we write π_i , the strategy for the i -th player as π , and the strategies π_{-i} for the opponents as σ (parameterized by θ_{-i}). Furthermore, we omit the subscripts and denote the type beliefs and true types as θ and θ^* , and write the payoff in (8) as $J(\pi)$ if there is no ambiguity. The i -th player uses a strategy $\pi : \mathcal{S} \times \Theta \rightarrow \mathbb{P}_{\mathcal{A}(i)}$, which is a function of the type beliefs of the other players. Given a strategy π used by the agent and strategies by other players, denoted by σ , we define the following useful value functions of the game:

$$V^{\pi, \sigma}(s) := \mathbb{E}_{p, \pi, \sigma} \left[\sum_{\tau=t}^{\infty} \gamma^{\tau-t} r(s_\tau, a_\tau) | s_t = s \right], \quad (9)$$

which satisfies the Bellman equation $V^{\pi, \sigma}(s) = \mathbb{E}_{a \sim \pi(s), a' \sim \sigma(s)} [(r + \gamma \mathbb{P} V^{\pi, \sigma})(s, (a, a'))]$, where we define an operator $\mathbb{P} V^{\pi, \sigma}(s, (a, a')) := \mathbb{E}_{s' \sim p(\cdot | s, (a, a'))} [V^{\pi, \sigma}(s')]$.

The following worst-case payoff gap is defined similarly as the one in (2) for normal-form games, which in our context can be considered as the dynamic regret for a strategy π_i against an optimal strategy. Note that an optimal strategy is also a best response strategy π^* knowing the true types of all players in hindsight maximizing (9). The optimal value function given σ and π^* is denoted by $V^{*, \sigma}(s)$, whose Bellman optimality equation is $V^{*, \sigma}(s) = \max_{a \in \mathcal{A}} (r + \gamma \mathbb{P} V^{*, \sigma})(s, a)$.

³Note that if all the other players use Markov strategies, then the considered player has a best response that is a Markov strategy.

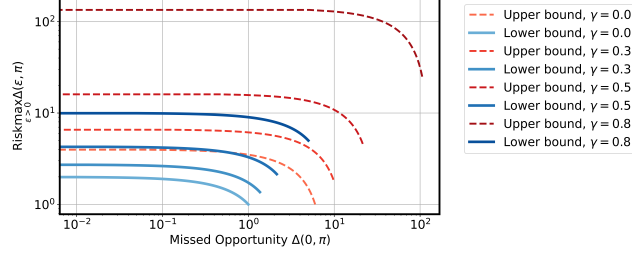


Figure 3: Comparison of lower and upper bounds with a varying discount factor γ .

Definition 2. Given a stochastic Bayesian game $\mathcal{M} = \langle \mathcal{S}, \mathcal{A}, \Theta, \sigma, p, r, \gamma \rangle$, for a fixed strategy π , the payoff gap is defined as

$$\Delta_{\text{SBG}}(\varepsilon; \pi) := \sup_{d(\theta, \theta^*) \leq \varepsilon} \sup_{s_0 \in \mathcal{S}} \left(V^{\pi^*, \sigma(\theta^*)}(s_0) - V^{\pi(\theta), \sigma(\theta^*)}(s_0) \right), \quad (10)$$

where s_0 denotes an initial state and $d(\theta, \theta^*) := \max_{s \in \mathcal{S}} \|\sigma(s; \theta) - \sigma(s; \theta^*)\|_1 \leq \varepsilon$.

Similar to normal-form Bayesian games, we define the (missed) opportunity and risk below.

Definition 3. Given a payoff gap $\Delta_{\text{SBG}}(\varepsilon; \pi)$ in (10), the (missed) opportunity of π is $\beta(\pi) := \Delta_{\text{SBG}}(0; \pi)$ and the risk is $\delta(\pi) := \max_{\varepsilon > 0} \Delta_{\text{SBG}}(\varepsilon; \pi)$

Our goal is to characterize a tradeoff between the opportunity and risk for stochastic Bayesian games. Finally, we define the value of the game.

Definition 4. Given a hypothesis set Θ and a stochastic Bayesian game $\mathcal{M} = \langle \mathcal{S}, \mathcal{A}, \Theta, \sigma, p, r, \gamma \rangle$, we denote the value of \mathcal{M} by

$$\nu_{\Theta}(\mathcal{M}) := \max_{\pi \in \Pi} \min_{\theta_{-i} \in \Theta} J(\pi; \theta_{-i}) \quad (\text{value}). \quad (11)$$

4.3 Opportunity-Risk Tradeoff for Stochastic Bayesian Games

Based on the definitions above, our first result states an upper bound on the opportunity and risk for stochastic Bayesian games. Proving the bounds in Theorem 4.1 is nontrivial because the players are coupled by a shared state. Consequently, the analysis used in Section 3 for a simple convex combination of the best response to type beliefs θ and a safe strategy in normal-form games cannot be directly applied to the stochastic setting.

Theorem 4.1 (SBG EXISTENCE). Consider a stochastic Bayesian game $\mathcal{M} = \langle \mathcal{S}, \mathcal{A}, \Theta, \sigma, p, r, \gamma \rangle$ with $\nu_{\Theta}(\mathcal{M}) \geq \nu$. For any $0 \leq \lambda \leq 1$, there exists a strategy π whose (missed) opportunity and risk satisfy

$$\begin{aligned} \beta(\pi) &\leq \frac{1}{1 - \lambda\gamma} (C_1(\gamma)r_{\max} - \gamma\nu)(1 - \lambda), \text{ with } C_1(\gamma) := \frac{\gamma^2 - 3\gamma + 6}{(1 - \gamma)^2}, \\ \delta(\pi) &\leq \frac{1}{1 - \lambda\gamma} (C_2(\gamma)r_{\max} - \gamma\nu)(1 + \lambda), \text{ with } C_2(\gamma) := \max(C_3(\gamma), C_4(\gamma)), \\ C_3(\gamma) &:= \frac{\gamma^2 - 3\gamma + 2}{1 - \gamma} \text{ and } C_4(\gamma) := \frac{2 - 2\gamma^2 + 1}{(1 - \gamma)^2}, \end{aligned}$$

where r_{\max} is defined in Assumption 1.

The proof of Theorem 4.1 is given in Appendix D, which constructs the following strategy.

Given type beliefs θ , we denote a parameterized strategy $\tilde{\sigma} := \sigma(\theta)$, and let $\bar{\sigma} = \sigma(\bar{\theta})$ be the safe strategies of the opponents, with $\bar{\theta}$ being an optimal solution of the minimax optimization in (11). Denoting $\tilde{V} := V^{\pi, \tilde{\sigma}}$ and $\bar{V} := V^{\pi, \bar{\sigma}}$ the optimal value functions with the opponents' strategies being $\tilde{\sigma}$ and $\bar{\sigma}$ respectively. Unlike the convex combination used to show Theorem 3.1 for normal-form Bayesian games, the strategy constructed for proving Theorem 4.1 is a value-based strategy below

$$\pi(\theta; s) \in \arg \max_{a \in \mathcal{P}_{\mathcal{A}(i)}} \left(\lambda R_{\tilde{V}}(s) \tilde{\sigma}(s) + (1 - \lambda) R_{\bar{V}}(s) \bar{\sigma}(s) \right), \quad (12)$$

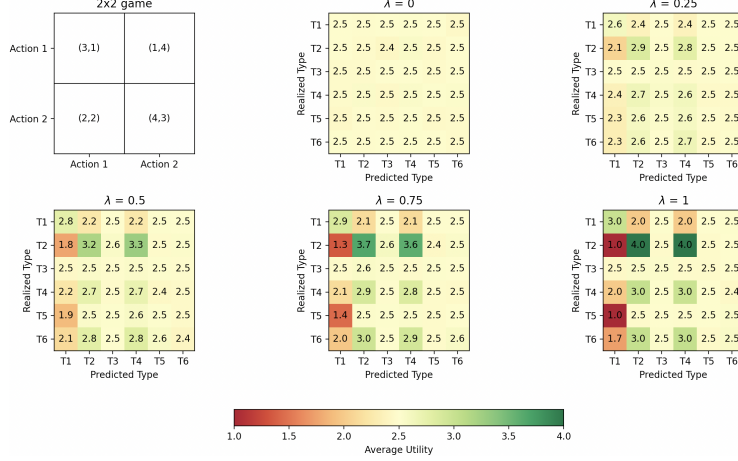


Figure 4: Comparison of average payoff for a player when varying values of λ and 6 potential discrete types for an instantiation of a 2×2 game.

where λ is a parameter that indicates the level of trusts on type beliefs, and for a fixed state $s \in \mathcal{S}$ and a given value function $V : \mathcal{S} \rightarrow \mathbb{R}$, R_V is an $\mathcal{A}(i) \times \prod_{j \neq i} \mathcal{A}(j)$ matrix defined as

$$R_V((a_i, a_{-i}); s) := r(s, (a_i, a_{-i})) + \gamma \sum_{s' \in \mathcal{S}} p(s' | s, (a_i, a_{-i})) V(s').$$

As Theorem 4.1 indicates, this design leads a safe and exploitative play, whose efficacy is validated through case studies in Section 5. Finally, the following lower bounds can be derived, implying that the upper bounds on $\beta(\pi)$ and $\delta(\pi)$ are tight and the value-based strategy formed in (12) are Pareto optimal up to multiplicative constants. Together, the theoretical bounds are illustrated in Figure 3.

Theorem 4.2 (SBG IMPOSSIBILITY). *There is a stochastic Bayesian game $\mathcal{M} = \langle \mathcal{S}, \mathcal{A}, \Theta, \sigma, p, r, \gamma \rangle$ whose value satisfies $v_{\Theta}(\mathcal{M}) \geq \nu$ such that for any $0 \leq \lambda \leq 1$, if any strategy π misses at most $\frac{1}{1-\lambda\gamma} (r_{\max} - \nu) (1 - \lambda)$ opportunity, then it incurs at least $\frac{1}{1-\lambda\gamma} (r_{\max} - \nu) (1 + \lambda)$ risk.*

In Theorem 4.2, the bounds on (missed) opportunity and risk differ from those in Theorem 4.1 by multiplicative constants. Theorem 4.2 can be derived by applying Theorem 3.2 for normal form games to a stateless MDP. We relegate the proof of Theorem 4.2 to Appendix E.

5 Case Studies

2×2 Game. We provide a set of numerical evaluations to showcase the opportunity-risk tradeoff across a range of game theoretic scenarios. We begin with a focus on 2×2 games and to that end we sample games spanning the topology of 2×2 matrix games as shown in Bruns [2015]. This topology includes the comprehensive set of 78 strictly ordinal 2×2 games introduced by Rapoport and Guyer [1966]. We formulate our evaluation as a single state Stochastic Bayesian Game with the state being a specific 2×2 game. This evaluation is helpful in providing a concrete illustration of the tradeoff dynamics on a wide range of games within a particular topology given the comprehensive bench-marking done on the set of 2×2 games.

We make use of 3 broad type classes (Markovian, Leader-Follower-Trigger-Agents, and Co-evolved Neural Networks) inspired from work by Albrecht et al. [2015]. It is from these classes that we construct our types which are then used in simulations with a player leveraging a strategy that is a convex combination of a safe strategy and the best response give type beliefs or predictions. Figs 4 and 5 shows the tradeoff in one particular game as an agent moves from being fully robust as indicated by $\lambda = 0$ to fully trusting of the advice when $\lambda = 1$. In Appendix F, we provide further information on the particular types as well as illustrations on a couple of other games sampled from the topology of 2×2 games to showcase the range of tradeoffs which exist in this landscape.

Security Game. Extending our empirical study to real world settings, we also provide an evaluation of the opportunity-risk tradeoff using data from wildlife tracking studies. Security games are a clear




Figure 5: **Left:** 2×2 games considered in our case study; **Right:** Opportunity-risk tradeoff in the evaluation of a 2×2 game using an algorithm that has varying trust of type beliefs in 1,000 random runs. Fully trusting ($\lambda = 1$) and distrusting ($\lambda = 0$) type beliefs yield a best response strategy and a minimax strategy correspondingly.

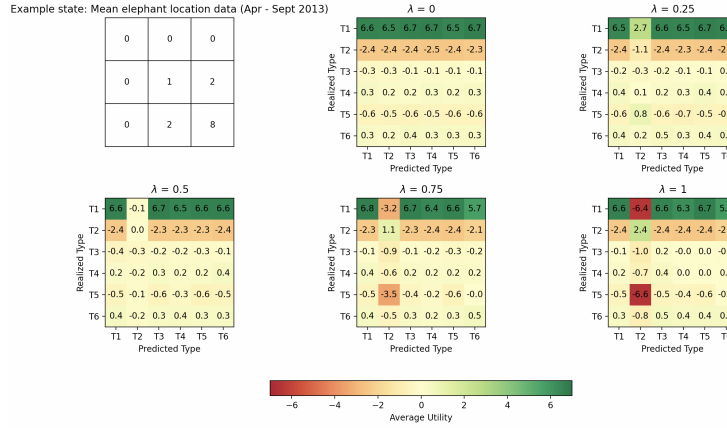


Figure 6: Comparison of average payoff for the defender in a security game protecting an elephant population against illegal poachers when varying values of λ and 6 potential discrete attacker types.

domain wherein the tradeoff between opportunity and risk is very critical to the application. Building on a large body of work that has sought to understand the implications of game theoretic analysis in the environmental conservation domain, we formulate and explore the opportunity-risk tradeoff using data from real world wildlife movements. In particular, we formulate a green security game motivated by works such as Fang et al. [2015] wherein we simulate a defender who is trying to protect an elephant population from attackers who are illegal poachers. The defender and attacker engage a multi-state Stochastic Bayesian Game where the states are constructed from historic elephant movement data sourced from Chamaille-Jammes [2009-2017]. Our evaluation shows the practicality and wide ranging impact of this investigation. Figure 6 shows the tradeoff for this setting evaluated for each particular type. We include implementation details on this game in Appendix F.

6 Concluding Remarks

In this study, we explored the fundamental limits of safe and exploitative strategies within both normal-form and stochastic Bayesian games, where pre-established type beliefs about opponents are considered. Given that these type beliefs may be inaccurate, relying on them to exploit opponents can result in high-risk strategies. Conversely, not leveraging these beliefs yields overly cautious play, leading to missed opportunities. We have quantified these dynamics by providing upper and lower bounds on the payoff gaps corresponding to different type belief inaccuracies, thereby characterizing the tradeoffs between opportunity and risk. These bounds are consistent up to multiplicative constants.

Limitations and Future Directions. In our current problem setting, the dynamics of a stochastic Bayesian game is assumed to be stationary, aligning with the canonical models in the related literature (for example Albrecht et al. [2015]). To address this limitation, we plan to extend our framework to include time-varying type beliefs, addressing the absence of analysis for MDPs with dynamic transition probabilities and reward structures. Additionally, refining the opportunity and risk bounds to make them tighter would provide more precise strategic insights.

References

- Stefano V Albrecht and Subramanian Ramamoorthy. A game-theoretic model and best-response learning method for ad hoc coordination in multiagent systems. *arXiv preprint arXiv:1506.01170*, 2015.
- Stefano V Albrecht and Peter Stone. Autonomous agents modelling other agents: A comprehensive survey and open problems. *Artificial Intelligence*, 258:66–95, 2018.
- Stefano V. Albrecht, Jacob W. Crandall, and Subramanian Ramamoorthy. Belief and truth in hypothesised behaviours. *arXiv preprint arXiv:1507.07688*, 2015.
- Stefano V Albrecht, Jacob W Crandall, and Subramanian Ramamoorthy. Belief and truth in hypothesised behaviours. *Artificial Intelligence*, 235:63–94, 2016.
- Idan Amir, Guy Azov, Tomer Koren, and Roi Livni. Better best of both worlds bounds for bandits with switching costs. *Advances in neural information processing systems*, 35:15800–15810, 2022.
- Ioannis Anagnostides, Ioannis Panageas, Gabriele Farina, and Tuomas Sandholm. On the convergence of no-regret learning dynamics in time-varying games. *Advances in Neural Information Processing Systems*, 36, 2024.
- Antonios Antoniadis, Christian Coester, Marek Elias, Adam Polak, and Bertrand Simon. Online metric algorithms with untrusted predictions. In *International Conference on Machine Learning*, pages 345–355. PMLR, 2020.
- Martin Bichler, Maximilian Fichtl, Stefan Heidekrüger, Nils Kohring, and Paul Sutterer. Learning equilibria in symmetric auction games using artificial neural networks. *Nature machine intelligence*, 3(8):687–695, 2021.
- Martin Bichler, Max Fichtl, and Matthias Oberlechner. Computing bayes–nash equilibrium strategies in auction games via simultaneous online dual averaging. *Operations Research*, 2023.
- Noam Brown and Tuomas Sandholm. Superhuman ai for multiplayer poker. *Science*, 365(6456): 885–890, 2019.
- Bryan Bruns. Names for games: Locating 2×2 games. *Games*, 6(4):495–520, October 2015. ISSN 2073-4336. doi: 10.3390/g6040495. URL <http://dx.doi.org/10.3390/g6040495>.
- Chamaille-Jammes. African elephant (migration) chamaillé-jammes hwange np, 2009-2017. URL https://www.movebank.org/cms/webapp?gwt_fragment=page=studies,path=study307786785.
- Nicolas Christianson, Tinashe Handina, and Adam Wierman. Chasing convex bodies and functions with black-box advice. In *Conference on Learning Theory*, pages 867–908. PMLR, 2022a.
- Nicolas Christianson, Christopher Yeh, Tongxin Li, Mahdi Torabi Rad, Azarang Golmohammadi, and Adam Wierman. Robustifying machine-learned algorithms for efficient grid operation. In *NeurIPS 2022 Workshop on Tackling Climate Change with Machine Learning*, 2022b.
- Jacob W. Crandall. Towards minimizing disappointment in repeated games. *Journal of Artificial Intelligence Research (JAIR)*, 49:111–142, 2014.
- Eddie Dekel, Drew Fudenberg, and David K Levine. Learning to play bayesian games. *Games and economic behavior*, 46(2):282–303, 2004.
- Fei Fang, Peter Stone, and Milind Tambe. When security games go green: Designing defender strategies to prevent poaching and illegal fishing. *IJCAI*, 2015.
- Dean P Foster and H Peyton Young. On the impossibility of predicting the behavior of rational agents. *Proceedings of the National Academy of Sciences*, 98(22):12848–12853, 2001.
- Lawrence Friedman. Optimal bluffing strategies in poker. *Management Science*, 17(12):B–764, 1971.
- Noah Golowich and Ankur Moitra. Can q-learning be improved with advice? In *Conference on Learning Theory*, pages 4548–4619. PMLR, 2022.

- John C Harsanyi. Games with incomplete information played by “bayesian” players, i–iii part i. the basic model. *Management science*, 14(3):159–182, 1967.
- John C Harsanyi. Games with incomplete information played by “bayesian” players part ii. bayesian equilibrium points. *Management science*, 14(5):320–334, 1968.
- Sungjin Im, Ravi Kumar, Aditya Petety, and Manish Purohit. Parsimonious learning-augmented caching. In *International Conference on Machine Learning*, pages 9588–9601. PMLR, 2022.
- Tiancheng Jin, Longbo Huang, and Haipeng Luo. The best of both worlds: stochastic and adversarial episodic mdps with unknown transition. *Advances in Neural Information Processing Systems*, 34: 20491–20502, 2021.
- James S Jordan. Bayesian learning in normal form games. *Games and Economic Behavior*, 3(1): 60–81, 1991.
- Ehud Kalai and Ehud Lehrer. Rational learning leads to nash equilibrium. *Econometrica: Journal of the Econometric Society*, pages 1019–1045, 1993.
- John R. Koza. *Genetic Programming: On the Programming of Computers by Means of Natural Selection*. The MIT Press, 1992.
- Pengfei Li, Jianyi Yang, Adam Wierman, and Shaolei Ren. Robust learning for smoothed online convex optimization with feedback delay. *Advances in Neural Information Processing Systems*, 36, 2024a.
- Simin Li, Jun Guo, Jingqiao Xiu, Ruixiao Xu, Xin Yu, Jiakai Wang, Aishan Liu, Yaodong Yang, and Xianglong Liu. Byzantine robust cooperative multi-agent reinforcement learning as a bayesian game. In *The Twelfth International Conference on Learning Representations*, 2023a.
- Tongxin Li. *Learning-Augmented Control and Decision-Making: Theory and Applications in Smart Grids*. PhD thesis, California Institute of Technology, 2023.
- Tongxin Li and Chenxi Sun. Out-of-distribution-aware electric vehicle charging. *IEEE Transactions on Transportation Electrification*, 2024.
- Tongxin Li, Yue Chen, Bo Sun, Adam Wierman, and Steven Low. Information aggregation for constrained online control. *ACM SIGMETRICS Performance Evaluation Review*, 49(1):7–8, 2021a.
- Tongxin Li, Bo Sun, Yue Chen, Zixin Ye, Steven H Low, and Adam Wierman. Learning-based predictive control via real-time aggregate flexibility. *IEEE Transactions on Smart Grid*, 12(6): 4897–4913, 2021b.
- Tongxin Li, Ruixiao Yang, Guannan Qu, Guanya Shi, Chenkai Yu, Adam Wierman, and Steven Low. Robustness and consistency in linear quadratic control with untrusted predictions. *ACM SIGMETRICS Performance Evaluation Review*, 50(1):107–108, 2022.
- Tongxin Li, Ruixiao Yang, Guannan Qu, Yiheng Lin, Adam Wierman, and Steven H Low. Certifying black-box policies with stability for nonlinear control. *IEEE Open Journal of Control Systems*, 2: 49–62, 2023b.
- Tongxin Li, Yiheng Lin, Shaolei Ren, and Adam Wierman. Beyond black-box advice: Learning-augmented algorithms for mdps with q-value predictions. *Advances in Neural Information Processing Systems*, 36, 2024b.
- Yiheng Lin, Yang Hu, Guannan Qu, Tongxin Li, and Adam Wierman. Bounded-regret mpc via perturbation analysis: Prediction error, constraints, and nonlinearity. *Advances in Neural Information Processing Systems*, 35:36174–36187, 2022.
- Ryan Lowe, Yi I Wu, Aviv Tamar, Jean Harb, OpenAI Pieter Abbeel, and Igor Mordatch. Multi-agent actor-critic for mixed cooperative-competitive environments. *Advances in neural information processing systems*, 30, 2017.

- Thodoris Lykouris and Sergei Vassilvitskii. Competitive caching with machine learned advice. *Journal of the ACM (JACM)*, 68(4):1–25, 2021.
- Mohammad Mahdian, Hamid Nazerzadeh, and Amin Saberi. Online optimization with uncertain information. *ACM Transactions on Algorithms (TALG)*, 8(1):1–29, 2012.
- David Milec, Ondřej Kubíček, and Viliam Lisý. Continual depth-limited responses for computing counter-strategies in sequential games. *arXiv preprint arXiv:2112.12594*, 2021.
- Paul Milgrom and John Roberts. Adaptive and sophisticated learning in normal form games. *Games and economic Behavior*, 3(1):82–100, 1991.
- John H Nachbar. Prediction, optimization, and learning in repeated games. *Econometrica: Journal of the Econometric Society*, pages 275–309, 1997.
- John H Nachbar. Beliefs in repeated games. *Econometrica*, 73(2):459–480, 2005.
- Manish Purohit, Zoya Svitkina, and Ravi Kumar. Improving online algorithms via ml predictions. In *Advances in Neural Information Processing Systems*, pages 9661–9670, 2018.
- Anatol Rapoport and Melvin Guyer. A taxonomy of 2×2 games. *General Systems: Yearbook of the Society for General Systems Research*, 11:203–214, 1966.
- Tabish Rashid, Mikayel Samvelyan, Christian Schroeder De Witt, Gregory Farquhar, Jakob Foerster, and Shimon Whiteson. Monotonic value function factorisation for deep multi-agent reinforcement learning. *Journal of Machine Learning Research*, 21(178):1–51, 2020.
- Dhruv Rohatgi. Near-optimal bounds for online caching with machine learned advice. In *Proceedings of the Fourteenth Annual ACM-SIAM Symposium on Discrete Algorithms*, pages 1834–1845. SIAM, 2020.
- Lloyd S Shapley. Stochastic games. *Proceedings of the national academy of sciences*, 39(10):1095–1100, 1953.
- Satinder P Singh and Richard C Yee. An upper bound on the loss from approximate optimal-value functions. *Machine Learning*, 16:227–233, 1994.
- Finnegan Southey, Michael P Bowling, Bryce Larson, Carmelo Piccione, Neil Burch, Darse Billings, and Chris Rayner. Bayes’ bluff: Opponent modelling in poker. *arXiv preprint arXiv:1207.1411*, 2012.
- Oriol Vinyals, Igor Babuschkin, Wojciech M Czarnecki, Michaël Mathieu, Andrew Dudzik, Junyoung Chung, David H Choi, Richard Powell, Timo Ewalds, Petko Georgiev, et al. Grandmaster level in starcraft ii using multi-agent reinforcement learning. *Nature*, 575(7782):350–354, 2019.
- Shiyong Wang, Jiafu Wan, Daqiang Zhang, Di Li, and Chunhua Zhang. Towards smart factory for industry 4.0: a self-organized multi-agent system with big data based feedback and coordination. *Computer networks*, 101:158–168, 2016.
- Xue Yan, Jiaxian Guo, Xingzhou Lou, Jun Wang, Haifeng Zhang, and Yali Du. An efficient end-to-end training approach for zero-shot human-ai coordination. *Advances in Neural Information Processing Systems*, 36, 2024.
- Jianyi Yang, Pengfei Li, Tongxin Li, Adam Wierman, and Shaolei Ren. Anytime-competitive reinforcement learning with policy prior. *Advances in Neural Information Processing Systems*, 36, 2024.
- Norman Zadeh. Computation of optimal poker strategies. *Operations Research*, 25(4):541–562, 1977.

Broader Impacts. The implications of our research extend beyond theoretical interests and have practical significance in fields such as economics, cybersecurity, and strategic planning, where decision-making under uncertainty is crucial. By improving the understanding of how predictive information can be used safely and effectively in competitive environments, our work supports the development of more robust strategies in these areas. This can lead to better risk management practices and enhance the ability of systems to make informed decisions even when faced with unreliable or incomplete information. However, there are potential negative impacts, such as the risk of misuse of predictive models that may lead to biased or unfair decisions if the underlying data or assumptions are flawed. Future research could focus on reducing these risks, ensuring AI systems remain reliable and safe.

A Proof of Theorem 3.1

We first consider bounding the opportunity, focusing on the case when the predicted belief contains no error, i.e., $y^* = \mathbb{E}_\rho[y]$. Then, by the definition of $\pi(\rho)$, for any payoff matrix A with $\mu_\Theta(A) \leq \mu$ and $\nu_\Theta(A) \geq \nu$, we get

$$\begin{aligned} \Delta_{\text{NFG}}(0; \pi) &= \max_{y^* \in \Theta} \left(\max_{x \in P_a} x^\top A y^* - \pi(\rho) A y^* \right) \\ &\leq (1 - \lambda) \left(\max_{x \in P_a} \max_{y^* \in \Theta} x^\top A y^* - \min_{y^* \in \Theta} \bar{x}^\top A y^* \right), \end{aligned} \quad (13)$$

where we have maximized the two terms $\max_{x \in P_a} x^\top A y^*$ and $\bar{x}^\top A y^*$ separately over $y^* \in \Theta$ to obtain (13). Therefore, noting the definition of the safe strategy \bar{x} in (7),

$$\Delta_{\text{NFG}}(0; \pi) \leq (1 - \lambda) \left(\max_{x \in P_a} \max_{y^* \in \Theta} x^\top A y^* - \max_{x \in P_a} \min_{y^* \in \Theta} x^\top A y^* \right) \leq (1 - \lambda) (\mu - \nu). \quad (14)$$

Now, we consider bounding the risk. By the definition of the following mixed strategy $\pi(\rho)$ used by Player 1, for any payoff matrix A with $\mu_\Theta(A) \leq \mu$, $\nu_\Theta(A) \geq \nu$, and $\|A\|_{\max} \leq \alpha$,

$$\begin{aligned} \Delta_{\text{NFG}}(\varepsilon; \pi) &= \max_{d(\rho, y^*) \leq \varepsilon} \left(\max_{x \in P_a} x^\top A y^* - \pi(\rho)^\top A y^* \right) \\ &\leq \max_{d(\rho, y^*) \leq \varepsilon} \left(\max_{x \in P_a} x^\top A \mathbb{E}_\rho[y] - \lambda \tilde{x}^\top A y^* \right) - (1 - \lambda) \min_{y^* \in \Theta} \bar{x}^\top A y^*. \end{aligned} \quad (15)$$

In (15), we replace $\max_{x \in P_a} x^\top A y^*$ by $\max_{x \in P_a} x^\top A \mathbb{E}_\rho[y]$ since $y^* \in \Theta$ and there exists a feasible ρ with $\mathbb{E}_\rho[y] = y^*$ that always satisfies the constraint $d(\rho, y^*) \leq \varepsilon$.

Since \tilde{x} is a best response strategy given ρ , $\max_{x \in P_a} x^\top A \mathbb{E}_\rho[y] = \tilde{x}^\top A \mathbb{E}_\rho[y]$. Decomposing $\max_{x \in P_a} x^\top A y^* = (1 - \lambda) \max_{x \in P_a} x^\top A y^* + \lambda \max_{x \in P_a} x^\top A y^*$ and maximizing the two terms $(1 - \lambda) \max_{x \in P_a} x^\top A y^*$ and $\lambda \max_{x \in P_a} x^\top A y^*$ over $d(\rho, y^*) \leq \varepsilon$ respectively, $\Delta(\varepsilon; \alpha, \pi)$ can be further bounded from above by

$$\max_{A: \|A\|_{\max} \leq \alpha} \left((1 - \lambda) \max_{x \in P_a, y^* \in \Theta} x^\top A y^* + \lambda \max_{d(\rho, y^*) \leq \varepsilon} (\tilde{x}^\top A (\mathbb{E}_\rho[y] - y^*)) - (1 - \lambda) \nu \right). \quad (16)$$

Since $d(\rho, y^*) := \|\mathbb{E}_\rho[y] - y^*\|_1 \leq \varepsilon$, (16) yields

$$\Delta_{\text{NFG}}(\varepsilon; \pi) \leq (1 - \lambda) (\mu - \nu) + \lambda \mu \varepsilon. \quad (17)$$

Maximizing over $\varepsilon \leq \eta(\Theta)$ for (17), we conclude the theorem.

B Proof of Theorem 3.2

We first suppose a mixed strategy $\pi : P_\Theta \rightarrow P_a$ for Player 1 misses at most $(1 - \lambda) (\mu - \nu)$ opportunity, given a belief of types $\rho \in P_\Theta$.

Let y' and y'' be two mixed strategies in Θ that achieve $\kappa(\Theta) \geq 0$ (select arbitrary strategies if there are multiple to break the tie), i.e.,

$$\kappa(\Theta) = \sum_{i: y'_i \leq y''_i} y''_i - \sum_{i: y'_i > y''_i} y''_i \text{ subject to } \sum_{i: y'_i \leq y''_i} y'_i < \sum_{i: y'_i > y''_i} y'_i.$$

Let $\mathcal{I}_+ := \{i \in [b] : y'_i > y''_i\}$ and $\mathcal{I}_- := \{i \in [b] : y'_i \leq y''_i\}$ be two indices of actions with non-negative and positive coordinates of z where $[b] := \{1, \dots, b\}$. Consider a payoff matrix A_μ with the following form. Suppose without loss of generality that a is even; otherwise, we append an all-zero row to A_μ . Let $\beta := \mu - \nu$. For the i -th column of A_μ , we set it as $(\beta, -\beta, \dots, -\beta)^\top$ if $i \in \mathcal{I}_+$ and $(-\beta, \beta, \dots, \beta)^\top$ if $i \in \mathcal{I}_-$.

$$A = A_\mu = \begin{bmatrix} \cdots & \beta & -\beta & \cdots \\ \cdots & -\beta & \beta & \cdots \\ \vdots & \vdots & \vdots & \vdots \\ \cdots & \underbrace{-\beta}_{i \in \mathcal{I}_+} & \underbrace{\beta}_{i+1 \in \mathcal{I}_-} & \cdots \end{bmatrix} + A_\nu,$$

where $(A_\nu)_{ij} = \nu$ for all $i \in [a]$ and $j \in [b]$. Clearly, with this A , $\mu_\Theta(A) \leq \mu$ and $\nu_\Theta(A) \geq \nu$.

Then, by definition, setting $\varepsilon = 0$ with $\mathbb{E}_\rho[y] = y^*$ (the type belief contains no error), the payoff gap satisfies

$$\Delta_{\text{NFG}}(0; \pi) = \max_{y^* \in \Theta} \left(\max_{x \in \mathcal{P}_a} x^\top A y^* - \pi(\rho) A y^* \right) \leq (1 - \lambda)(\mu - \nu). \quad (18)$$

Now, plugging in y' into (18) above. This implies

$$\max_{y^* \in \Theta} \left(\max_{x \in \mathcal{P}_a} x^\top A y^* - \pi(\rho)^\top A y^* \right) \geq \max_{x \in \mathcal{P}_a} x^\top A y' - \pi(\rho)^\top A y' = \mu - \pi(\rho)^\top A y'. \quad (19)$$

For notational convenience, denote $F(\Theta) := \sum_{i: y'_i > y''_i} y'_i - \sum_{i: y'_i \leq y''_i} y'_i$. Combining (18) and (19), $\pi(\rho)^\top A y' = \pi(\rho)^\top (A_\mu + A_\nu) y' \geq (1 - \lambda)\nu + \lambda\mu$. Thus, $\pi(\rho)^\top A_\mu y' \geq \lambda(\mu - \nu)$. Equivalently, $F(\Theta)(\mu - \nu) \pi(\rho)^\top f \geq \lambda(\mu - \nu)$, where $f := (1, -1, 1, \dots, 1, -1)^\top$. By the construction of A , we get

$$\pi(\rho)^\top A_\mu y'' = -(\pi(\rho)^\top f)(\mu - \nu) \cdot \left(\sum_{i: y'_i \leq y''_i} y''_i - \sum_{i: y'_i > y''_i} y''_i \right) \leq -\lambda(\mu - \nu) \cdot \frac{\kappa(\Theta)}{F(\Theta)}.$$

Therefore, since $0 < F(\Theta) \leq 1$,

$$\pi(\rho)^\top (A_\mu + A_\nu) y'' = \nu + \pi(\rho)^\top A_\mu y'' \leq \nu - \lambda(\mu - \nu) \kappa(\Theta) = -\lambda\mu\kappa(\Theta) + (1 + \lambda\kappa(\Theta))\nu.$$

Hence, we get

$$\begin{aligned} \max_{y^* \in \Theta} \left(\max_{x \in \mathcal{P}_a} x^\top A y^* - \pi(\rho)^\top A y^* \right) &\geq \max_{x \in \mathcal{P}_a} x^\top A y'' - \pi(\rho)^\top A y'' \\ &\geq \kappa(\Theta)(1 + \lambda)\mu - (1 + \lambda\kappa(\Theta))\nu \\ &\geq (\kappa(\Theta)\mu - \nu)(1 + \lambda). \end{aligned}$$

C Proof of Corollary 3.1

If $\Theta = \mathcal{P}_b$, then $\kappa(\Theta) = 1$. Furthermore, by definition, we get

$$\mu_A(\mathcal{P}_b) := \max_{y \in \mathcal{P}_b} \max_{x \in \mathcal{P}_a} |x^\top A y| = \|A\|_{\max}, \quad \nu_A(\mathcal{P}_b) := \min_{y \in \mathcal{P}_b} \max_{x \in \mathcal{P}_a} x^\top A y = 0,$$

where the equality on the RHS holds since the game is fair. Applying Theorem 3.1 and 3.2, we obtain the corollary.

D Proof of Theorem 4.1

Given type beliefs, we denote strategies $\tilde{\sigma} := \sigma(\theta)$, $\sigma := \sigma(\theta^*)$, and let $\bar{\sigma} = \sigma(\bar{\theta})$ be the safe strategies of the opponents, with $\bar{\theta}$ being an optimal solution of the minimax optimization in (11). Denoting $\tilde{V} := V^{*,\tilde{\sigma}}$, $\bar{V} := V^{*,\bar{\sigma}}$, $V^* := V^{*,\sigma}$ the value functions with the opponents' strategies being $\tilde{\sigma}$, $\bar{\sigma}$, and σ , respectively. Given the strategy π defined in (12), we first state two useful bounds.

Lemma 1. *Given the strategy defined in (12), the following bounds on the reward function hold:*

$$\begin{aligned} \text{BOUND 1 : } \mathbb{E}_{\pi^*,\sigma}[r] - \mathbb{E}_{\pi,\sigma}[r] &\leq \gamma\lambda (\mathbb{E}_{p,\pi,\tilde{\sigma}}[V^*(s)] - \mathbb{E}_{p,\pi^*,\tilde{\sigma}}[V^*(s)]) + 2\lambda (\varepsilon r_{\max} + \gamma\eta) \\ &\quad + \gamma(1-\lambda) (\mathbb{E}_{p,\pi,\bar{\sigma}}[\bar{V}(s)] - \mathbb{E}_{p,\pi^*,\bar{\sigma}}[\bar{V}(s)]) \\ &\quad + (1-\lambda) (\mathbb{E}_{\pi^*,\sigma}[r] - \mathbb{E}_{\pi^*,\bar{\sigma}}[r]) + (1-\lambda) (\mathbb{E}_{\pi,\bar{\sigma}}[r] - \mathbb{E}_{\pi,\sigma}[r]), \end{aligned} \quad (20)$$

where $\eta := \max_{s \in \mathcal{S}} |V^*(s) - \tilde{V}(s)|$, and

$$\begin{aligned} \text{BOUND 2 : } \mathbb{E}_{\pi,\bar{\sigma}}[r] - \mathbb{E}_{\pi,\sigma}[r] &\leq \gamma (\mathbb{E}_{p,\pi,\bar{\sigma}}[\bar{V}(s)] - \mathbb{E}_{p,\pi,\tilde{\sigma}}[\tilde{V}(s)]) \\ &\quad + \frac{\lambda}{1-\lambda} \left((\mathbb{E}_{\pi,\tilde{\sigma}}[r] - \mathbb{E}_{\pi,\bar{\sigma}}[r]) + \gamma (\mathbb{E}_{p,\pi,\tilde{\sigma}}[\tilde{V}(s)] - \mathbb{E}_{p,\pi,\bar{\sigma}}[\tilde{V}(s)]) \right). \end{aligned} \quad (21)$$

Proof of Lemma 1. First, we prove BOUND 1 in (20).

Based on the definition of the policy π in (12), it follows that for any fixed state $s \in \mathcal{S}$,

$$\begin{aligned} &\lambda \mathbb{E}_{\pi^*,\tilde{\sigma}}[r] + (1-\lambda) \mathbb{E}_{\pi^*,\bar{\sigma}}[r] + \gamma\lambda \mathbb{E}_{p,\pi^*,\tilde{\sigma}}[\tilde{V}(s)] + \gamma(1-\lambda) \mathbb{E}_{p,\pi^*,\bar{\sigma}}[\bar{V}(s)] \\ &\leq \lambda \mathbb{E}_{\pi,\tilde{\sigma}}[r] + (1-\lambda) \mathbb{E}_{\pi,\bar{\sigma}}[r] + \gamma\lambda \mathbb{E}_{p,\pi,\tilde{\sigma}}[\tilde{V}(s)] + \gamma(1-\lambda) \mathbb{E}_{p,\pi,\bar{\sigma}}[\bar{V}(s)]. \end{aligned} \quad (22)$$

Furthermore, considering the difference between the expected rewards corresponding to implementing π^* and the strategy π defined in (12), since by Assumption 1, $|r| \leq r_{\max}$ for all $t \in [T]$ and any strategy $\pi \in \Pi$,

$$|\mathbb{E}_{\pi,\sigma}[r] - \mathbb{E}_{\pi,\tilde{\sigma}}[r]| \leq \max_{s \in \mathcal{S}} \|\sigma(s) - \tilde{\sigma}(s)\|_1 r_{\max} \leq \varepsilon r_{\max}. \quad (23)$$

Therefore, using (23),

$$\begin{aligned} \mathbb{E}_{\pi^*,\sigma}[r] - \mathbb{E}_{\pi,\sigma}[r] &= \lambda (\mathbb{E}_{\pi^*,\sigma}[r] - \mathbb{E}_{\pi,\sigma}[r]) + (1-\lambda) (\mathbb{E}_{\pi^*,\sigma}[r] - \mathbb{E}_{\pi,\sigma}[r]) \\ &\leq \lambda (\mathbb{E}_{\pi^*,\tilde{\sigma}}[r] - \mathbb{E}_{\pi,\tilde{\sigma}}[r]) + (1-\lambda) (\mathbb{E}_{\pi^*,\bar{\sigma}}[r] - \mathbb{E}_{\pi,\bar{\sigma}}[r]) + 2\lambda \varepsilon r_{\max} \\ &\quad + (1-\lambda) (\mathbb{E}_{\pi^*,\sigma}[r] - \mathbb{E}_{\pi^*,\bar{\sigma}}[r]) \\ &\quad + (1-\lambda) (\mathbb{E}_{\pi,\bar{\sigma}}[r] - \mathbb{E}_{\pi,\sigma}[r]) \\ &= (\lambda \mathbb{E}_{\pi^*,\tilde{\sigma}}[r] + (1-\lambda) \mathbb{E}_{\pi^*,\bar{\sigma}}[r]) - (\lambda \mathbb{E}_{\pi,\tilde{\sigma}}[r] + (1-\lambda) \mathbb{E}_{\pi,\bar{\sigma}}[r]) \\ &\quad + (1-\lambda) (\mathbb{E}_{\pi^*,\sigma}[r] - \mathbb{E}_{\pi^*,\bar{\sigma}}[r]) \\ &\quad + (1-\lambda) (\mathbb{E}_{\pi,\bar{\sigma}}[r] - \mathbb{E}_{\pi,\sigma}[r]) + 2\lambda \varepsilon r_{\max}. \end{aligned} \quad (24)$$

Combining (22) and (24), we obtain

$$\begin{aligned} &\mathbb{E}_{\pi^*,\sigma}[r] - \mathbb{E}_{\pi,\sigma}[r] - 2\lambda \varepsilon r_{\max} \\ &\leq \gamma \left(\lambda (\mathbb{E}_{p,\pi,\tilde{\sigma}}[\tilde{V}(s)] - \mathbb{E}_{p,\pi^*,\tilde{\sigma}}[\tilde{V}(s)]) + (1-\lambda) (\mathbb{E}_{p,\pi,\bar{\sigma}}[\bar{V}(s)] - \mathbb{E}_{p,\pi^*,\bar{\sigma}}[\bar{V}(s)]) \right) \\ &\quad + (1-\lambda) (\mathbb{E}_{\pi^*,\sigma}[r] - \mathbb{E}_{\pi^*,\bar{\sigma}}[r]) + (1-\lambda) (\mathbb{E}_{\pi,\bar{\sigma}}[r] - \mathbb{E}_{\pi,\sigma}[r]). \end{aligned} \quad (25)$$

By definition,

$$\left| \mathbb{E}_{p,\pi,\tilde{\sigma}}[V^*(s)] - \mathbb{E}_{p,\pi,\tilde{\sigma}}[\tilde{V}(s)] \right| \leq \sum_{s' \in \mathcal{S}} \sum_{a,a' \in \mathcal{A}} p(s'|s, (a, a')) \pi_t(s, a) \tilde{\sigma}_t(s, a') \eta \leq \eta,$$

and similarly, $\left| \mathbb{E}_{p,\pi^*,\tilde{\sigma}}[V^*(s)] - \mathbb{E}_{p,\pi^*,\tilde{\sigma}}[\tilde{V}(s)] \right| \leq \eta$, thus, (25) yields

$$\begin{aligned} \mathbb{E}_{\pi^*,\sigma}[r] - \mathbb{E}_{\pi,\sigma}[r] &\leq \gamma\lambda (\mathbb{E}_{p,\pi,\tilde{\sigma}}[V^*(s)] - \mathbb{E}_{p,\pi^*,\tilde{\sigma}}[V^*(s)]) + 2\lambda (\varepsilon r_{\max} + \gamma\eta) \\ &\quad + \gamma(1-\lambda) (\mathbb{E}_{p,\pi,\bar{\sigma}}[\bar{V}(s)] - \mathbb{E}_{p,\pi^*,\bar{\sigma}}[\bar{V}(s)]) \\ &\quad + (1-\lambda) (\mathbb{E}_{\pi^*,\sigma}[r] - \mathbb{E}_{\pi^*,\bar{\sigma}}[r]) + (1-\lambda) (\mathbb{E}_{\pi,\bar{\sigma}}[r] - \mathbb{E}_{\pi,\sigma}[r]). \end{aligned}$$

Next, we show BOUND 2 in (21).

By the definition of the policy π in (12), it follows that for any fixed state $s \in \mathcal{S}$, similarly we obtain

$$\begin{aligned} & \lambda \mathbb{E}_{\bar{\pi}, \bar{\sigma}}[r] + (1 - \lambda) \mathbb{E}_{\pi, \bar{\sigma}}[r] + \gamma \lambda \mathbb{E}_{p, \bar{\pi}, \bar{\sigma}}[\tilde{V}(s)] + \gamma(1 - \lambda) \mathbb{E}_{p, \bar{\pi}, \bar{\sigma}}[\bar{V}(s)] \\ & \leq \lambda \mathbb{E}_{\pi, \bar{\sigma}}[r] + (1 - \lambda) \mathbb{E}_{\pi, \bar{\sigma}}[r] + \gamma \lambda \mathbb{E}_{p, \pi, \bar{\sigma}}[\tilde{V}(s)] + \gamma(1 - \lambda) \mathbb{E}_{p, \pi, \bar{\sigma}}[\bar{V}(s)]. \end{aligned} \quad (26)$$

Rearranging the terms in (26),

$$\begin{aligned} & \mathbb{E}_{\bar{\pi}, \bar{\sigma}}[r] - \mathbb{E}_{\pi, \bar{\sigma}}[r] \leq \gamma (\mathbb{E}_{p, \pi, \bar{\sigma}}[\bar{V}(s)] - \mathbb{E}_{p, \bar{\pi}, \bar{\sigma}}[\bar{V}(s)]) \\ & \quad + \frac{\lambda}{1 - \lambda} \left((\mathbb{E}_{\pi, \bar{\sigma}}[r] - \mathbb{E}_{\bar{\pi}, \bar{\sigma}}[r]) + \gamma (\mathbb{E}_{p, \pi, \bar{\sigma}}[\tilde{V}(s)] - \mathbb{E}_{p, \bar{\pi}, \bar{\sigma}}[\tilde{V}(s)]) \right). \end{aligned}$$

□

Lemma 2. *The payoff gap for the policy π defined in (12) satisfies*

$$\begin{aligned} \Delta_{\text{SBG}}(\varepsilon; \pi) & \leq \frac{r_{\max}}{1 - \lambda\gamma} \left(\frac{2\lambda\varepsilon}{1 - \gamma} + \min \left\{ \frac{2(1 - \lambda)}{1 - \gamma}, \frac{2\lambda}{(1 - \gamma)^2} \right\} \right. \\ & \quad \left. + \frac{(1 - \lambda)(2 - \gamma)}{1 - \gamma} \right) + \frac{\gamma(2\lambda\eta - \nu)}{1 - \lambda\gamma}. \end{aligned}$$

Proof. By definition of the payoff gap (see Definition 2) and the value function in (9), we get

$$\Delta_{\text{SBG}}(\varepsilon; \pi) = \sup_{d(\theta, \theta^*) \leq \varepsilon} \max_{s \in \mathcal{S}} (V^{*, \sigma}(s) - V^{\pi(\theta), \sigma}(s)).$$

Our first goal is to derive an upper bound on $\Delta_{\text{SBG}}(\varepsilon; \pi)$, aligning with the classic loss bound of approximate value functions Singh and Yee [1994]. However, the policy considered in our context is not directly maximizing the approximate value function, but a mixed strategy defined by an optimization as in (12). For notational convenience, we write for $s \in \mathcal{S}$,

$$\mathbb{E}_{p, \pi, \sigma}[V(s)] := \sum_{a, a' \in \mathcal{A}} \sum_{s' \in \mathcal{S}} p(s'|s, (a, a')) \pi(s, a) \sigma(s, a') V(s').$$

For notational simplicity, we denote $V^\pi(s) := V^{\pi, \sigma}(s)$. For any state $s \in \mathcal{S}$ and strategies $(\sigma, \tilde{\sigma})$ satisfying $d(\theta, \theta^*) = \max_{s \in \mathcal{S}} \|\sigma(s; \theta) - \sigma(s; \theta^*)\|_1 \leq \varepsilon$, applying BOUND 1 in Lemma 1, the Bellman equations corresponding to π^* and π imply

$$\begin{aligned} & V^*(s) - V^\pi(s) = \mathbb{E}_{\pi^*, \sigma}[r] - \mathbb{E}_{\pi, \sigma}[r] + \gamma (\mathbb{E}_{p, \pi^*, \sigma}[V^*(s)] - \mathbb{E}_{p, \pi, \sigma}[V^\pi(s)]) \\ & \leq \lambda \gamma (\mathbb{E}_{p, \pi, \tilde{\sigma}}[V^*(s)] - \mathbb{E}_{p, \pi^*, \tilde{\sigma}}[V^*(s)] + \mathbb{E}_{p, \pi^*, \sigma}[V^*(s)] - \mathbb{E}_{p, \pi, \sigma}[V^\pi(s)]) \\ & \quad + \gamma(1 - \lambda) (\mathbb{E}_{p, \pi, \bar{\sigma}}[\bar{V}(s)] - \mathbb{E}_{p, \pi, \sigma}[V^\pi(s)] + \mathbb{E}_{p, \pi^*, \sigma}[V^*(s)] - \mathbb{E}_{p, \pi^*, \bar{\sigma}}[\bar{V}(s)]) \\ & \quad + (1 - \lambda) (\mathbb{E}_{\pi, \bar{\sigma}}[r] - \mathbb{E}_{\pi, \sigma}[r]) + (1 - \lambda) (\mathbb{E}_{\pi^*, \sigma}[r] - \mathbb{E}_{\pi^*, \bar{\sigma}}[r]) \\ & \quad + 2\lambda (\varepsilon r_{\max} + \gamma \eta). \end{aligned} \quad (27)$$

Applying the Bellman equations, for any $s \in \mathcal{S}$,

$$\begin{aligned} V^\pi(s) & = \mathbb{E}_{a \sim \pi(s), a' \sim \sigma}(s) [(r + \gamma \mathbb{P} V^\pi)(s, (a, a'))] \\ & = \mathbb{E}_{\pi, \sigma}[r] + \gamma \mathbb{E}_{p, \pi, \sigma}[V^\pi(s)]. \end{aligned} \quad (28)$$

Similarly, it also holds that

$$V^*(s) = \mathbb{E}_{\pi^*, \sigma}[r] + \gamma \mathbb{E}_{p, \pi^*, \sigma}[V^*(s)]. \quad (29)$$

Plugging (28), and (29) into (27),

$$\begin{aligned} & V^*(s) - V^\pi(s) \leq \lambda \gamma (\mathbb{E}_{p, \pi, \tilde{\sigma}}[V^*(s)] - \mathbb{E}_{p, \pi^*, \tilde{\sigma}}[V^*(s)] + \mathbb{E}_{p, \pi^*, \sigma}[V^*(s)] - \mathbb{E}_{p, \pi, \sigma}[V^\pi(s)]) \\ & \quad + (1 - \lambda) \left((\mathbb{E}_{\pi, \bar{\sigma}}[r] + \gamma \mathbb{E}_{p, \pi, \bar{\sigma}}[\bar{V}(s)]) - V^\pi(s) \right) \end{aligned} \quad (30)$$

$$+ (1 - \lambda) (V^*(s) - (\mathbb{E}_{\pi^*, \bar{\sigma}}[r] + \gamma \mathbb{E}_{p, \pi^*, \bar{\sigma}}[\bar{V}(s)])) \quad (31)$$

$$+ 2\lambda (\varepsilon r_{\max} + \gamma \eta). \quad (32)$$

Part I: Proof of Risk Bound

Let $\bar{V}^\pi(s) := V^{\pi, \bar{\sigma}}(s)$ for any $s \in \mathcal{S}$. For the term in (30), we always have $V^\pi(s) \geq \bar{V}^\pi(s)$ Shapley [1953],

$$\begin{aligned} (\mathbb{E}_{\pi, \bar{\sigma}}[r] + \gamma \mathbb{E}_{p, \pi, \bar{\sigma}}[\bar{V}(s)]) - V^\pi(s) &\leq \gamma (\mathbb{E}_{p, \pi, \bar{\sigma}}[\bar{V}(s)] - \mathbb{E}_{p, \pi, \bar{\sigma}}[\bar{V}^\pi(s)]) \\ &= \gamma \mathbb{E}_{p, \pi, \bar{\sigma}}[\bar{V}(s) - \bar{V}^\pi(s)]. \end{aligned}$$

Furthermore, the Bellman equation implies

$$\bar{V}(s) - \bar{V}^\pi(s) = (\mathbb{E}_{\pi, \bar{\sigma}}[r] - \mathbb{E}_{\pi, \bar{\sigma}}[r]) + \gamma (\mathbb{E}_{p, \pi, \bar{\sigma}}[\bar{V}(s)] - \mathbb{E}_{p, \pi, \bar{\sigma}}[\bar{V}^\pi(s)]). \quad (33)$$

Applying BOUND 2 in Lemma 1,

$$\begin{aligned} \bar{V}(s) - \bar{V}^\pi(s) &\leq \gamma (\mathbb{E}_{p, \pi, \bar{\sigma}}[\bar{V}(s)] - \mathbb{E}_{p, \pi, \bar{\sigma}}[\bar{V}^\pi(s)] + \mathbb{E}_{p, \pi, \bar{\sigma}}[\bar{V}(s)] - \mathbb{E}_{p, \pi, \bar{\sigma}}[\bar{V}(s)]) \\ &\quad + \frac{\lambda}{1-\lambda} ((\mathbb{E}_{\pi, \bar{\sigma}}[r] - \mathbb{E}_{\pi, \bar{\sigma}}[r]) + \gamma (\mathbb{E}_{p, \pi, \bar{\sigma}}[\tilde{V}(s)] - \mathbb{E}_{p, \pi, \bar{\sigma}}[\tilde{V}(s)])) \\ &\leq \gamma (\mathbb{E}_{p, \pi, \bar{\sigma}}[\bar{V}(s)] - \mathbb{E}_{p, \pi, \bar{\sigma}}[\bar{V}^\pi(s)]) \\ &\quad + \frac{2\lambda}{1-\lambda} \left(\left(1 + \frac{\gamma}{1-\gamma} \right) \right) r_{\max}. \end{aligned} \quad (34)$$

Since above holds for any state $s \in \mathcal{S}$, let s' be a state such that the value gap $V^*(s) - V^\pi(s)$ is maximized. Therefore, (34) implies

$$\bar{V}(s) - \bar{V}^\pi(s) \leq \frac{2}{(1-\gamma)^2} \frac{\lambda}{1-\lambda} r_{\max}. \quad (35)$$

Then, for the term in (31), by definition $V^*(s) \leq r_{\max}/(1-\gamma)$, and

$$\mathbb{E}_{\pi^*, \bar{\sigma}}[r] + \gamma \mathbb{E}_{p, \pi^*, \bar{\sigma}}[\bar{V}(s)] \geq \gamma \nu - r_{\max}. \quad (36)$$

Combing the bounds in (35) and (36) with (32), we conclude that

$$\begin{aligned} V^*(s) - V^\pi(s) &\leq \lambda \gamma (\mathbb{E}_{p, \pi, \bar{\sigma}}[V^*(s)] - \mathbb{E}_{p, \pi^*, \bar{\sigma}}[V^*(s)] + \mathbb{E}_{p, \pi^*, \sigma}[V^*(s)] - \mathbb{E}_{p, \pi, \sigma}[V^\pi(s)]) \\ &\quad + \frac{2}{(1-\gamma)^2} \lambda r_{\max} + (1-\lambda) \left(\frac{2-\gamma}{1-\gamma} r_{\max} - \gamma \nu \right) + 2\lambda (\varepsilon r_{\max} + \gamma \eta). \end{aligned} \quad (37)$$

Now, noting that by definition we have

$$\begin{aligned} &|\mathbb{E}_{p, \pi, \sigma}[V^*] - \mathbb{E}_{p, \pi, \bar{\sigma}}[V^*]| \\ &\leq \sum_{a, a' \in \mathcal{A}, s' \in \mathcal{S}} p(s'|s, (a, a')) \pi(s, a) |\sigma(s, a') - \bar{\sigma}(s, a')| V^*(s') \leq \varepsilon \frac{r_{\max}}{1-\gamma}, \end{aligned}$$

and similarly,

$$|\mathbb{E}_{p, \pi^*, \sigma}[V^*] - \mathbb{E}_{p, \pi^*, \bar{\sigma}}[V^*]| \leq \varepsilon \frac{r_{\max}}{1-\gamma}.$$

Therefore, rearranging the terms and simplifying above, (37) becomes

$$\begin{aligned} V^*(s) - V^\pi(s) &\leq \frac{2\lambda}{(1-\gamma)^2} r_{\max} + (1-\lambda) \left(\frac{2-\gamma}{1-\gamma} r_{\max} - \gamma \nu \right) + 2\lambda (\varepsilon r_{\max} + \gamma \eta) \\ &\quad + \frac{2\gamma \lambda r_{\max}}{1-\gamma} \varepsilon + \gamma \lambda (\mathbb{E}_{p, \pi, \sigma}[V^*] - \mathbb{E}_{p, \pi, \sigma}[V^\pi]). \end{aligned} \quad (38)$$

Since above holds for any state $s \in \mathcal{S}$, let s^* be a state such that the value gap $V^*(s) - V^\pi(s)$ is maximized. Thus,

$$\begin{aligned} &\mathbb{E}_{p, \pi, \sigma}[V^*(s^*)] - \mathbb{E}_{p, \pi, \sigma}[V^\pi(s^*)] \\ &= \sum_{a, a' \in \mathcal{A}} \sum_{s' \in \mathcal{S}} p(s'|s^*, (a, a')) \pi(s^*, a) \sigma(s^*, a') (V^*(s') - V^\pi(s')) \leq V^*(s^*) - V^\pi(s^*). \end{aligned}$$

Continuing from (38),

$$\begin{aligned}
& (V^*(s^*) - V^\pi(s^*)) - \lambda\gamma (V^*(s^*) - V^\pi(s^*)) \\
& \leq 2r_{\max} \left(\frac{\lambda}{(1-\gamma)^2} + \frac{\gamma\lambda}{1-\gamma}\varepsilon + \lambda\varepsilon \right) + 2\lambda\gamma\eta + (1-\lambda) \left(\frac{2-\gamma}{1-\gamma}r_{\max} - \gamma\nu \right) \\
& = 2r_{\max} \left(\frac{\lambda}{(1-\gamma)^2} + \frac{\lambda\varepsilon}{1-\gamma} \right) + 2\lambda\gamma\eta + (1-\lambda) \left(\frac{2-\gamma}{1-\gamma}r_{\max} - \gamma\nu \right).
\end{aligned}$$

Therefore, rearranging the terms we obtain

$$\Delta_{\text{SBG}}(\varepsilon; \pi) \leq \frac{r_{\max}}{1-\lambda\gamma} \left(\frac{2\lambda\varepsilon}{1-\gamma} + \frac{2\lambda}{(1-\gamma)^2} + \frac{(1-\lambda)(2-\gamma)}{1-\gamma} \right) + \frac{\gamma(2\lambda\eta - (1-\lambda)\nu)}{1-\lambda\gamma}.$$

Part II: Proof of Opportunity Bound

Now, the terms in (30) can be bounded alternatively as

$$(1-\lambda) \left((\mathbb{E}_{\pi, \bar{\sigma}}[r] + \gamma \mathbb{E}_{p, \pi, \bar{\sigma}}[\bar{V}(s)]) - V^\pi(s) \right) \leq 2 \frac{1-\lambda}{1-\gamma} r_{\max}.$$

Using this and following the same steps, we obtain

$$\Delta_{\text{SBG}}(\varepsilon; \pi) \leq \frac{r_{\max}}{1-\lambda\gamma} \left(\frac{2\lambda\varepsilon}{1-\gamma} + \frac{2(1-\lambda)}{(1-\gamma)^2} + \frac{(1-\lambda)(2-\gamma)}{1-\gamma} \right) + \frac{\gamma(2\lambda\eta - (1-\lambda)\nu)}{1-\lambda\gamma}.$$

□

Finally, setting $\varepsilon = \eta = 0$, we obtain

$$\Delta_{\text{SBG}}(0; \pi) \leq \frac{1}{1-\lambda\gamma} \left(r_{\max} \left(\frac{\gamma^2 - 3\gamma + 6}{(1-\gamma)^2} \right) - \gamma\nu \right) (1-\lambda).$$

Since $d(\theta, \theta^*) := \max_{s \in \mathcal{S}} \|\sigma(s; \theta) - \sigma(s; \theta^*)\|_1 \leq 2$, setting the worst $\varepsilon = 2$, and noticing that $\eta \leq \frac{2r_{\max}}{1-\gamma}$,

$$\Delta_{\text{SBG}}(\varepsilon; \pi) \leq \frac{r_{\max}}{1-\lambda\gamma} \left(\frac{(4(1-\gamma^2) + 2)\lambda}{(1-\gamma)^2} + \frac{(1-\lambda)(2-\gamma)}{1-\gamma} \right) - \frac{\gamma(1-\lambda)\nu}{1-\lambda\gamma}.$$

E Proof of Theorem 4.2

We prove the theorem by considering a stateless MDP, which reduces a stochastic Bayesian game $\mathcal{M} = \langle \mathcal{S}, \mathcal{A}, \Theta, \sigma, p, r, \gamma \rangle$ to a normal-form game in Theorem 3.2. Furthermore, let $\mathcal{L} := \{1, \dots, \prod_{j \neq i} |\mathcal{A}(j)|\}$. We fix a strategy kernel σ such that

$$\kappa(\Theta) := \max_{s \in \mathcal{S}, \theta, \theta' \in \Theta} \left(\sum_{l \in \mathcal{L}: \sigma_l(s; \theta) = 0} \sigma_l(s; \theta') - \sum_{l \in \mathcal{L}: \sigma_l(s; \theta) > 0} \sigma_l(s; \theta') \right) = 1.$$

Therefore, the construction of the payoff matrix $A \in \mathbb{R}^{|\mathcal{A}(i)| \times \prod_{j \neq i} |\mathcal{A}(j)|}$ in the proof of Theorem 3.2 with $\mu_\Theta(A) \leq \frac{r_{\max}}{1-\gamma}$ and $\nu_\Theta(A) \geq \nu$ yields that for any $0 \leq \lambda \leq 1$, if any mixed strategy π misses $\frac{1}{1-\lambda\gamma} (r_{\max} - \nu) (1-\lambda)$ opportunity, then since

$$\frac{1}{1-\lambda\gamma} (r_{\max} - \nu) (1-\lambda) \leq \left(\frac{r_{\max}}{1-\gamma} - \nu \right) (1-\lambda),$$

then π has at least $\left(\frac{r_{\max}}{1-\gamma} - \nu \right) (1+\lambda)$ risk. Furthermore, since

$$\left(\frac{r_{\max}}{1-\gamma} - \nu \right) (1+\lambda) \geq \left(\frac{r_{\max}}{1-\lambda\gamma} - \frac{\nu}{1-\lambda\gamma} \right) (1+\lambda),$$

π has at least $\frac{1}{1-\lambda\gamma} (r_{\max} - \nu) (1+\lambda)$ risk.

F Details on Experiments

F.1 Details on 2×2 Game simulations

F.1.1 Game definition

- We define a Stochastic Bayesian game with one state: a particular 2×2 game sampled from the topology of 2×2 games.
- The payoffs for each player are stipulated by the 2×2 game. We set the time horizon for the game be 1,000 giving us an empirical evaluation of the expected payoff for each strategy

F.1.2 Type definitions

As mentioned we have 3 classes of types and below we provide a description of the general classes as well as the specific types we used in our evaluation.

1. **Markovian Types:** These are types whose strategy only depends on the current state. We made use of 4 types of Markovian strategies
 - **Type 1:** Always play action 0
 - **Type 2:** Always play action 1
 - **Type 3:** The minimax strategy for the player
 - **Type 4:** Returns a random strategy
2. **Leader- Follower-Trigger Agents:** Inspired by Crandall [2014], these agents have a preferred sequence of play they seek to enforce. Importantly they have access to history of play and when the other player does not play according to their preferred sequence they alter their strategy by engaging in “punishing” behavior such as playing the minimax strategy or by resetting to a previous action. In our case, we evaluated against simple versions of such agents, wherein our agent had a preferred mixed strategy and when the empirical observed strategy over a preset number of previous plays from the opponent did not match their preferred strategy, they “punished” the opponent by playing a minimax strategy. In particular, we had an agent look at the previous 4 actions of the opponent and if they selected action 1 more than twice, they chose to play a minimax strategy for the next round.
3. **Co-evolved Neural Networks:** Inspired by work in Albrecht et al. [2015] we use ideas of genetic programming Koza [1992], to generate agents from neural networks. We randomly initialized 10 neural networks with a single hidden layer for both the row and column player. All networks would take as input the previous 4 actions of both players and the corresponding state information. We sample randomly from populations of the row and column players and simulate the game. After simulation we calculate a fitness score based on average payoffs for each agent and a similarity score so as to ensure diversity in the models. We “evolve” the populations by selecting random portions of both populations to mutate whilst also having cross-over between members of the populations selected by fitness (this is done for both populations hence “co-evolve”). We then proceed to create new populations using the most fit agents from a previous generation (i.e., we take the top 50% of a population pre-evolution and 50% post evolution and then create a new population if the average fitness of this new constructed population is greater than the average fitness of the previous population.)

F.1.3 Experimental illustration of tightness of bounds

We have included additional adversarial examples to demonstrate the tightness of the bounds presented in Theorems 3.1 and 3.2. In particular, we consider the zero-sum Matching Pennies (MP) and an Adjusted Matching Pennies (AMP) as our two examples. We assume the hypothesis set Θ for Player 2 contains 6 behavioral types:

- **Markovian Types:**
 - **Type 1:** Always play action 0
 - **Type 2:** Always play action 1
 - **Type 3:** Minimax strategy

- **Type 4:** Random strategy
- **Type 5:** Leader-Follower-Trigger Agents
- **Type 6:** Co-evolved Neural Networks

The payoff matrices for the MP and AMP, respectively are

$$\begin{bmatrix} 1 & -1 \\ -1 & 1 \end{bmatrix}, \text{ and } \begin{bmatrix} 1.2 & -0.8 \\ -0.8 & 1.2 \end{bmatrix} = \begin{bmatrix} 1 & -1 \\ -1 & 1 \end{bmatrix} + \begin{bmatrix} 0.2 & 0.2 \\ 0.2 & 0.2 \end{bmatrix}.$$

It's worth mentioning that the AMP payoff matrix constructed above is an adversarial example that follows the same construction of the adversarial payoff matrix A used in the proof of Theorem 3.2. Given the considered Θ , we know that $\kappa(\Theta) = 1$ and $\eta(\Theta) = 2$. The upper and lower bounds in Theorem 3.1 and 3.2 therefore read:

$$\begin{aligned} \text{Upper Bound: } x &= (1 - \lambda)(\mu - \nu), \quad y = (1 - \lambda)(\mu - \nu) + 2\lambda\mu, \quad \lambda \in [0, 1], \\ \text{Lower Bound: } x &= (1 - \lambda)(\mu - \nu), \quad y = (1 + \lambda)(\mu - \nu), \quad \lambda \in [0, 1], \end{aligned}$$

where for MP, $\mu = 1, \nu = 0$; for AMP, $\mu = 1.2, \nu = 0.2$.

Besides the bounds above, we also plot simulated risk and opportunity values in the figures using an algorithm that has varying trust of type beliefs in 100 and 1,000 runs. The algorithm is presented with a type prediction and takes a convex combination of the best response to the type prediction and the minimax strategy with the trust parameter λ determining how much to weigh the best response. It is the same as π , the mixed strategy used to prove Theorem 3.1. Fully trusting ($\lambda = 1$) and distrusting ($\lambda = 0$) type beliefs yield a best response strategy and a minimax strategy correspondingly. The agent then samples from their resulting mixed strategy an action to play while the opponent also samples from whatever mixed strategy they are using an action to play.

We sample this interaction for the number of runs and gather empirical payoff information, which we use to plot the opportunity risk tradeoff. The variance of the risk and opportunity values decreases as the number of runs increases, as illustrated by the error bars in the attached figures. Moreover, we include as plots the bounds on the opportunity risk tradeoff and show the tightness or looseness of these bounds in two games we pick. Please note that some of the simulated risk and opportunity values fall outside the bounds. This is because the bounds are applicable only to expected payoff gaps, and individual simulations may deviate from these expected values.

In the Fig 7, the top two figures display the results from 100 runs, while the bottom two figures present the results from 1,000 runs. The left two figures correspond to the MP example, while the right two figures are for the AMP example, demonstrating the gap between the lower and upper bounds. In particular, in an AMP game, we see that the upper bound is loose, and the empirical opportunity-risk tradeoff matches the lower bound we derive. In future work, we will investigate if this gap can be closed. This ‘adversarial’ example illustrates the looseness in the upper bound we derive. In the canonical Matching Pennies game, we find that the lower and upper bounds are tight with the empirical tradeoff matching these theoretical bounds, coinciding with Corollary 3.1.

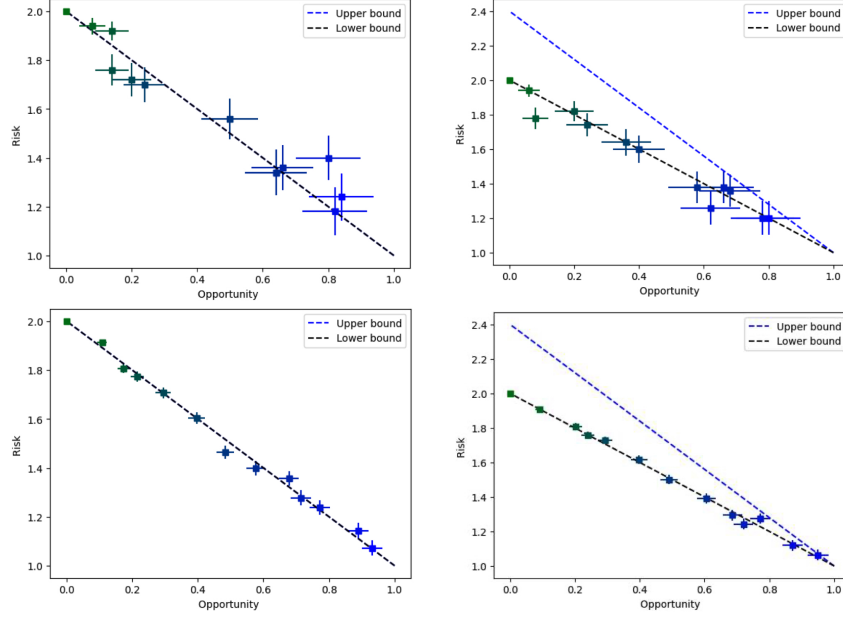


Figure 7: Opportunity-risk tradeoff for Matching Pennies (MP) and Adjusted Matching Pennies (AMP) games over 100 (top) and 1,000 (bottom) runs. **Left:** Matching Pennis. **Right:** Adjusted Matching Pennies. As the number of runs increases, the variance of both risk and opportunity values decreases.

F.2 Details on Green Security Game simulations

F.2.1 Data description

The data is from a study tracking geo-location information of 32 African elephants in the Hwange National Park in Zimbabwe, Africa. The data was collected from 2009 to 2017 and includes time stamp information as well as longitudinal and latitudinal information of the elephants

F.2.2 Data processing

We divided each year into two based on the seasons in Zimbabwe which would affect the location of the elephants as they migrate given changes in the environment. A year was divided into a “Rainy” season which runs from October to March and a “Dry” season which runs from April to September.

We divided the area covered in the dataset into 9 locations and thus had a 3×3 grid which served as a surveillance area. For each elephant in the season, we calculated its mean location and so for each of the seasons we had a mean location for the elephants. It is important to note, given migratory nature of elephants across national borders, each season does not necessarily have all 32 elephants as they move as a result of a wide range of factors (e.g., availability of water). Some seasons, also notably, do not have any recorded elephant presence in the area under surveillance. We do not see this as a limitation as the dynamic environment presents changes in the game which the defender has to take into account.

F.2.3 Green Security Game

Each of the seasonal elephant information presents us with a state for our Stochastic Bayesian Game. We define the game in the following manner:

- **State:** We have 16 states from the seasonal information we get from the data
- **Actions:** Each player (attacker or defender) has 9 available actions each corresponding to a selection of an area in the 3×3 grid defined above.
- **Payoffs:** Let n be the number of elephants recorded in a particular grid square:

- If the attacker and defender select the same grid square, the defender gets n while the attacker gets -2
- If the attacker and defender select different grid squares, let n_{att} be the number of elephants in the grid square selected by the attacker. The defender gets payoff $-n_{att}$ while the attacker gets payoff n_{att}

These payoffs were designed to model the asymmetric nature of the defending task. An offender often will get a fixed penalty as stipulated by law, whilst the defender always depends on the number of elephants the attacker has access to.

- **Transitions:** To take into account the effect of changes in weather whilst also bringing in some stochasticity, we made it such that there is some transition probability between any “Rainy” state to any “Dry” state and vice-versa. We do however, slightly, increase the probability of transition between adjacent historical states, to reflect historical data. We have the probability of transitioning between any two “Rainy” or “Dry” states to be zero. Our transition probabilities do not depend on the actions taken by the agents.

F.2.4 Type definitions

We make use of the same types as in the 2×2 game simulations. We make adjustments to the Markovian types in that Types 1 and 2 now select the grid with the highest population of elephants and second highest population of elephants, respectively. The Leader-Follower-Trigger Agents now looks to see if the other player is selecting the grid with the highest number of elephants for more than 50% of the historic play in which case they turn to play their minimax strategy

F.3 Additional 2×2 game evaluations

We include as an illustration as well as for completeness a couple of other 2×2 games we also evaluated against. This is helpful as it shows the variety of tradeoffs that exist within the topology of 2×2 games. In particular, we see some games exhibiting gradation as the agent moves from fully robust to fully trusting whilst in others there does not exist such a tradeoff because of the existence of a dominant strategy for the row player regardless of the type of the column player (e.g., the last game we show in this section). We note that the games provided in this file do not exhaust the entire topology of 2×2 games. They are however added to show the range of tradeoffs that could exist in games.

