

VISCO: Benchmarking Fine-Grained Critique and Correction Towards Self-Improvement in Visual Reasoning

Xueqing Wu^{*1}, Yuheng Ding^{*1}, Bingxuan Li¹, Pan Lu², Da Yin¹, Kai-Wei Chang¹, Nanyun Peng¹

¹ University of California, Los-Angeles ² Stanford

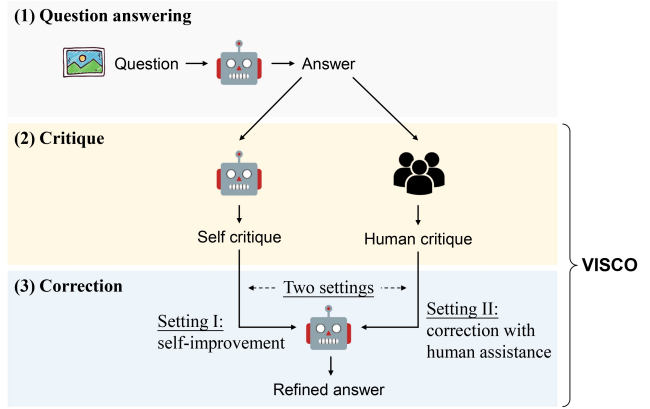
<https://visco-benchmark.github.io/>

Abstract

The ability of large vision-language models (LVLMs) to critique and correct their reasoning is an essential building block towards their self-improvement. However, a systematic analysis of such capabilities in LVLMs is still lacking. We propose VISCO, the first benchmark to extensively analyze the fine-grained critique and correction capabilities of LVLMs. Compared to existing work that uses a single scalar value to critique the entire reasoning [4], VISCO features **dense** and **fine-grained** critique, requiring LVLMs to evaluate the correctness of each step in the chain-of-thought and provide natural language explanations to support their judgments. Extensive evaluation of 24 LVLMs demonstrates that human-written critiques significantly enhance the performance after correction, showcasing the potential of the self-improvement strategy. However, the model-generated critiques are less helpful and sometimes detrimental to the performance, suggesting that critique is the crucial bottleneck. We identified three common patterns in critique failures: failure to critique visual perception, reluctance to “say no”, and exaggerated assumption of error propagation. To address these issues, we propose an effective LOOKBACK strategy that revisits the image to verify each piece of information in the initial reasoning. LOOKBACK significantly improves critique and correction performance by up to 13.5%.

1. Introduction

With recent advances, large vision-language models (LVLMs) have unlocked strong reasoning capabilities [2, 43], enabling them to solve complex problems in math [27, 38] and science [18, 47]. Typically, LVLMs adopt the **chain-of-thought** (CoT) approach [41], where the model generates intermediate reasoning steps before reaching the final answer. However, even with the CoT approach, LVLMs remain prone to hallucination [11, 12, 17] and reasoning errors [3], especially when dealing with compositional concepts like counting [1, 32] and identifying spatial



Application: math reasoning reducing hallucination embodied planning

Figure 1. **Evaluation settings of VISCO.** We evaluate the self-improvement setting where LVLMs correct their own answers based on self-generated critique, and a human-assisted setting where correction is based on human-written critique.

relationship [10, 14, 22]. Such issues raise concern about the trustworthiness of visual reasoning and highlights the need for more reliable visual reasoning.

Given the difficulty of generating completely accurate reasoning in a single pass, an alternative strategy is **self-improvement**, where LVLMs *critique* their initial reasoning and make *corrections* accordingly to enhance performance. Application to text-only tasks like code generation [5, 29] and multi-hop question answering [34] has demonstrated the effectiveness of self-improvement. For vision-language tasks, the self-improvement strategy has also been applied to areas including video understanding [30] and region-of-interests identification [46]. However, a comprehensive study of LVLMs’ self-improvement is still lacking. While some work evaluates the critique capability and enhances it through specialized training, they use LVLMs as evaluators [15] or reward models [42] merely to assess the output quality, rather than for further self-correction and self-improvement.

To conduct a systematic analysis of the **critique** and **correction** capabilities of LVLMs, we present **VISCO**, the first benchmark for Visual Self-Critique and cOrrection.

^{*}Equal contribution. Contact: xueqing.wu@cs.ucla.edu

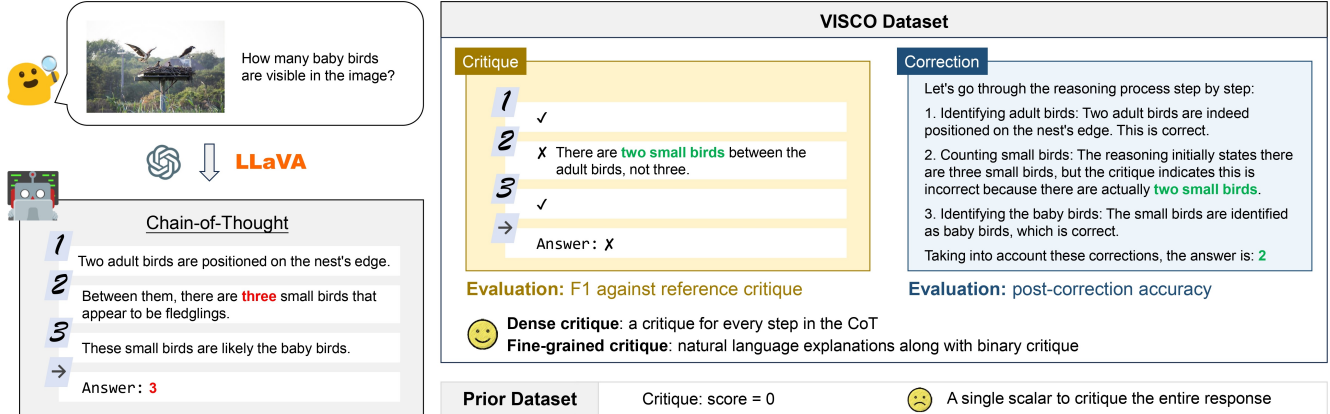


Figure 2. **Overview of VISCO task, data and evaluation.** VISCO dataset features step-wise critique with natural language explanations.

As shown in Figure 1, we evaluate critique and correction as two stages in the self-improvement pipeline, and additionally evaluate a setting where LVLMs correct model responses based on high-quality human-annotated critique. We evaluate a wide range of 18 datasets across 8 tasks, divided into two main categories: reasoning tasks such as math reasoning, and perception tasks like reducing hallucination. We sample chain-of-thoughts from 7 LVLMs and have expert human annotators produce ground-truth critiques. While existing work typically uses a single scalar to critique the entire model response [4], research in education shows that detailed and specific feedback is more effective for student learning and error correction [20, 48]. Therefore, we collect **dense and fine-grained** critique, assigning a binary correctness label for *each step* in the chain-of-thought, followed by a natural language explanation if the step is incorrect. Our dataset consists of 1645 question-answer pairs, including 5604 *step-wise* annotations. An example of the data and task is shown in Figure 2.

We extensively evaluate 24 LVLMs, including open-source models like LLaVA [23] and Molmo [9] and proprietary models like GPT-4o and Claude-3.5. Our results show that human-written critiques significantly contribute to the correction task, enabling LVLMs to correct up to 76% of the errors. This demonstrates the great potential of self-improvement. Despite these improvements, the benefits decrease substantially when using critiques generated by LVLMs, showing that **effective critique is the key bottleneck**. In the critique task, we observe that non-trivial, above-random critique capabilities typically emerge in LVLMs with >70B parameters. However, even the leading LVLMs still show a significant gap compared to human experts. Specifically, we identify three common failure patterns in the critique task: (1) Failure to critique visual perception, where LVLMs have more difficulty critiquing visual perception than verbal reasoning; (2) Reluctance to “say no”, where LVLMs are biased towards judging the input CoT as correct; (3) Exaggerated assumption of error

propagation, where LVLMs overestimate the likelihood that errors made in earlier steps of the CoT will propagate to later steps.

To address these issues, we propose a simple but effective critique strategy: **LOOKBACK**. LOOKBACK first identifies information in the CoT that needs to be verified against the image. It then revisits the image to explicitly verify each piece of information, thus mitigating the difficulty in critiquing visual perception. The inconsistency revealed between the CoT and the image is naturally leveraged to perform critique, further addressing the reluctance to “say no”. Experiments across four LVLMs show that LOOKBACK significantly enhances critique performance by up to 13.5% with even greater gains (22.2%) in perception tasks. When applied to the correction task, critiques produced by LOOKBACK further boost the performance by up to 11.5%.

In summary, our contributions are three-fold: (1) We propose VISCO, the first benchmark to evaluate critique and correction in visual reasoning, featuring densely annotated step-wise critique and natural language explanations; (2) We conduct an extensive evaluation of 24 LVLMs and summarize three failure patterns for the critique task to inspire future research; (3) We propose LOOKBACK, an improved baseline that significantly improves both critique and correction by up to 13.5%.

2. Related Work

Visual reasoning. Large-scale pre-training on extensive texts and images has equipped LVLMs with strong reasoning capabilities [23, 43]. Various work has evaluated their capabilities across different dimensions, such as mathematical [27, 38], scientific [18, 47], and spatial relationship reasoning [10, 14, 22]. A common reasoning strategy is the chain-of-thought approach, where LLMs or LVLMs first generate reasoning rationales before providing final answers [6, 41]. While most work focuses on textual rationales, some work also explores other forms of rationale

	Input Modality	Critique Format	Dense Critique	Human Annotation
CriticBench [19]	T	Scalar	✗	✓
MetaCritique [36]	T	Scalar	✓	✗
CriticEval [16]	T	Scalar+NL	✗	✓
MLLM-as-a-Judge [4]	T+V	Scalar	✗	✓
Perception Collection [15]	T+V	Scalar+NL	✗	✗
VISCO (Ours)	T+V	Scalar+NL	✓	✓

Table 1. **Comparison against existing datasets for critique.** For input modality, T represents text and V represents vision. For critique format, NL represents natural language.

such as region of interests [25, 33] or sketches [13]. In this work, we focus on reasoning in text format.

Self-improvement. The self-improvement strategy, also termed self-refinement, has been successfully applied to LLMs and LVLMs. By iteratively critiquing and correcting their responses, LLMs have shown improved performance in tasks such as code generation [5, 29], multi-hop question answering [34], and agent development [37]. For visual reasoning, this strategy has been employed in text-to-image generation [44], video understanding [30], region-of-interest identification [46], and instruction data generation [40]. However, a comprehensive analysis of LVLMs self-improvement capabilities is still lacking.

Datasets for critique and correction. The most relevant prior work includes text-only benchmarks that evaluate the critique and correction abilities of LLMs [16, 19, 28, 36]. In the multimodal domain, Chen et al. [4] and Kim et al. [15] focus on using LVLMs as evaluators to critique the instruction following performance in model responses. However, they do not focus on critiquing the correctness of model responses or consider the self-correction step. Table 1 highlights other limitations of existing work, including the lack of dense critique, reliance on scalar-format critique without detailed natural language explanations, and the lack of human-annotated critique.

3. VISCO Benchmark

We present VISCO, the first benchmark to evaluate the critique and correction capabilities of LVLMs. VISCO consists of 1645 pairs of questions and LVLM-generated answers, each densely annotated with step-wise binary labels and natural language explanations. The dataset spans 18 datasets and 8 tasks across two main categories: (1) reasoning tasks, such as math and science reasoning, and (2) perception tasks, such as text recognition, spatial relationship understanding, and prevention of hallucination. In the following sections, we first provide the mathematical formulations of our task and evaluation in Section 3.1. Next, we describe the data collection and annotation process in Section 3.2. Finally, we present the dataset statistics in Section 3.3.

3.1. Task Overview

Given images I and questions q from existing datasets, we use LVLMs \mathcal{M} to sample model responses. Following the CoT approach, a model response contains a chain-of-thought $\mathbf{s}_{\mathcal{M}} = [s_1, \dots, s_N]$ with N reasoning steps, leading to the final answer $a_{\mathcal{M}}$. Additionally, we have the ground truth answers a_{gt} from the original datasets. Using the tuple $(I, q, a_{\text{gt}}, \mathbf{s}_{\mathcal{M}}, a_{\mathcal{M}})$, we evaluate two tasks, critique and correction.

3.1.1 Critique

Given input I, q , the critique task produces a critique \mathcal{C} to judge the **correctness** of model response $(\mathbf{s}_{\mathcal{M}}, a_{\mathcal{M}})$. The judgment is based on the accuracy of factual information and logical calculations in the response. Motivated by research in the education field [20, 48], we propose the use of **dense** and **fine-grained** critique, including:

1. A binary critique $\mathcal{C}_{s,i}$ for each intermediate step s_i ;
 2. A natural language explanation $\mathcal{C}_{e,i}$ to explain the binary critique $\mathcal{C}_{s,i}$ for step s_i ;
 3. And finally, a binary critique \mathcal{C}_a for the final answer $a_{\mathcal{M}}$.
- Therefore, the output of the critique task is a hierarchical structure $\mathcal{C} = (\{\mathcal{C}_{s,i}, \mathcal{C}_{e,i}\}_{i=1}^N, \mathcal{C}_a)$.

Hierarchical evaluation. Given the complex structure of critique \mathcal{C} , we first evaluate the critique at each granularity level and then combine the results into the final metric. We adopt F1 as our base metric and consider *incorrect* as the positive class, thus calculating the F1 of correctly identified errors. We calculate F1 scores at three hierarchical levels: F1_a for answer critique \mathcal{C}_a , F1_s for step-wise critique \mathcal{C}_s , and F1_e for critique explanation \mathcal{C}_e . While it is straightforward to calculate F1 for binary critique \mathcal{C}_a and \mathcal{C}_s , measuring F1 for natural language explanation \mathcal{C}_e poses a challenge. Therefore, we adopt an LLM-assisted evaluation approach described below.

LLM-assisted evaluation of natural language explanation. Since each explanation $\mathcal{C}_{e,i}$ aims to justify the binary step-wise critique $\mathcal{C}_{s,i}$, we adjust the calculation of step-wise F1_s to derive F1_e . Specifically, we recalculate the **true positives** as the number of steps s_i that are (1) correctly judged as incorrect, and (2) have their errors correctly explained in $\mathcal{C}_{e,i}$. This evaluation only considers explanations for incorrect steps, as explanations for correct steps can be as trivial as reiterating the correct reasoning. We use LLMs to assess the accuracy of critique explanations by comparing them to human-annotated explanations. While minor deviations or omissions are tolerated, the model-generated critique must address the core error without introducing more factual or logical errors to be considered as correct. As shown by existing work [24], LLMs can reliably evaluate free-form text given well-defined evaluation criteria.

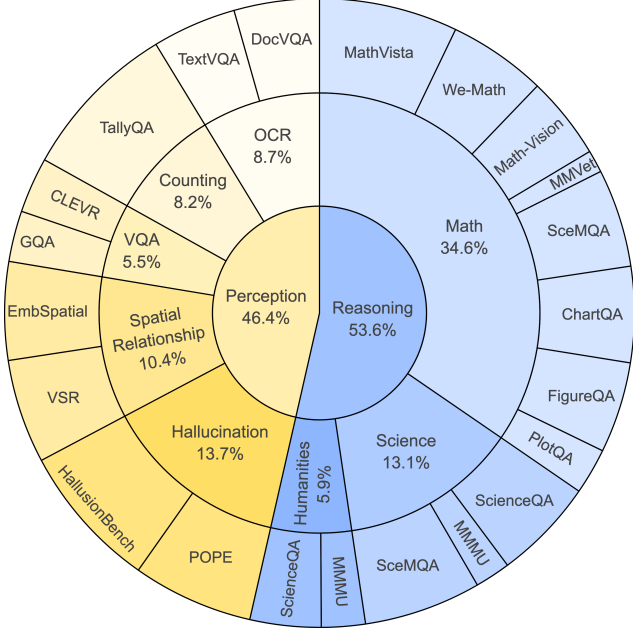


Figure 3. **Categories, tasks and datasets distribution of VISCO.**

VISCore. Eventually, we combine the three scores $F1_a$, $F1_s$ and $F1_e$ into a holistic score VISCore. Due to the stricter criteria for explanation correctness, its F1 score $F1_e$ is naturally of a lower scale than $F1_a$ and $F1_s$. Therefore, a key challenge lies in comprehensively considering all three scores without neglecting the information contained in scores with lower scales. To penalize models that “guess” accurate binary critique but fail to provide effective explanations, we calculate our final metric VISCore as the geometric average of the three F1 scores, formally defined as:

$$\text{VISCore} = (F1_a \times F1_s \times F1_e)^{\frac{1}{3}}$$

More details for VISCore design are in Appendix B.

3.1.2 Correction

Based on I , q and model response (s_M, a_M) , the correction task takes critique \mathcal{C} as input to generate a refined answer a' . As shown in Figure 1, the critique \mathcal{C} can be generated by either LVLMS or human experts.

Evaluation. We first evaluate the accuracy of the refined answer a' by comparing it against the ground truth a_{gt} . We then calculate **positive correction ratio** (PCR) representing how many errors are successfully corrected:

$$\text{PCR} = \text{Average}_{\text{Acc}(a_{gt}, a_M)=0} \text{Acc}(a_{gt}, a')$$

To prevent models from cheating the score by always shifting answers, we also calculate the **negative correction ratio** (NCR) evaluating how many correct answers are altered

	Total	Outcome Error	Process Error	No Error
Questions	1645	502	179	964
- Incorrect answers	502	502	0	0
- Correct answers	1143	0	179	964
Unique images	1587	494	178	940
Steps per question	3.4	3.4	3.6	3.4
Steps in total	5604	1713	650	3241
- Incorrect steps	1346	1046	300	0
- Correct steps	4258	667	350	3241
Average question length	33.5	34.7	35.5	32.5
Average step length	19.4	20.9	20.2	18.5
Average critique length	17.0	17.2	16.1	-

Table 2. **Statistics of VISCO.** The average length of questions, steps and critique are evaluated by the number of words.

into incorrect ones:

$$\text{NCR} = \text{Average}_{\text{Acc}(a_{gt}, a_M)=1} (1 - \text{Acc}(a_{gt}, a'))$$

and report the **correction gain** = PCR – NCR as the final metric. Detailed illustration of correction gain calculation is in Appendix B.

3.2. Dataset Construction

The construction of VISCO dataset consists of four steps: task input collection, response collection, response filtering, and critique collection. More examples of each step and the final dataset are in Appendix A.

Task input collection. We collect input images I , questions q and ground truth answers a_{gt} from existing VQA datasets. We select a diverse range of **8 tasks** and **18 datasets**, divided into two categories: reasoning tasks such as math reasoning [27, 38] and scientific reasoning [18, 47], and perception tasks such as hallucination [11, 17], identifying spatial relationship [10, 22], and text recognition [31, 35]. Figure 3 shows a comprehensive visualization of task and dataset distribution.

Response collection. We sample responses from 7 LVLMS of 3 families: InternVL2 8/26/40B, LLaVA-v1.6 7/13/34B, and OpenAI GPT-4o. We prompt LVLMS to first generate a CoT in a short paragraph and then generate the final answer. We then split the CoT paragraph into sentences, each representing a reasoning step s_i . To simplify the task, we limit the total number of reasoning steps N within 5 and remove responses with more than 5 sentences in the CoT.

Response filtering. To evaluate whether LVLMS can correctly identify errors, we focus on two types of errors, *outcome errors* and *process errors*. Outcome errors refer to incorrect responses with incorrect final answers, and process errors refer to responses that reach the correct final answers but contain errors in the middle of its CoT. We fil-

ter out responses with outcome errors by comparing model-generated responses $a_{\mathcal{M}}$ against the ground truth a_{gt} and select the mismatching data points. The matching results also serve as a preliminary annotation of answer critique \mathcal{C}_a , which will be further verified by human annotators. Within responses with correct final answers, we ask human annotators to manually filter out responses with process errors. We identify 179 responses with process errors from a total of 1143 responses. The responses with outcome or process errors will be further densely annotated by three annotators.

Critique collection. We recruit three expert annotators (computer science students with relevant AI experience) to annotate critique \mathcal{C} . The first 30 examples are used for training the annotators and aligning annotation criteria; these are not included in the final dataset. During the official annotation process, annotators first verify the automatically generated answer critique \mathcal{C}_a , and then assess the correctness of each step s_i , resulting in annotations of \mathcal{C}_s . This annotation achieves a substantial inter-annotator agreement of 64.76 Cohen’s Kappa. For disagreed data points, we hold discussion sections every 50 samples where the annotators review each others’ annotations and settle disagreements. Finally, we ask each annotator to write a natural language explanation for each incorrect step to collect \mathcal{C}_e , resulting in three references for each step. When evaluating model-generated critique explanation, we compare it against each of the three annotations and take the average score, leading to more accurate evaluation.

3.3. Dataset Statistics

Detailed statistics of VISCO are shown in Table 2. In addition to the overall statistics, we show the breakdown of the subsets with outcome errors, process errors, and no errors respectively. In total, we collect 1645 data with 5604 steps, where 30% data have outcome errors and 11% have process errors. The distribution by categories (reasoning v.s. perception), tasks, and datasets are in Figure 3.

4. Experiments

In this section, we first evaluate the overall critique and correction capabilities of LVLMs and validate the importance of dense and fine-grained critique. While LVLMs in general perform well in the correction task, we find that critique remains a crucial bottleneck for effective self-improvement. We then conduct an in-depth analysis of the critique task and identify three common patterns of critique failure. These identified error patterns guide the design of our proposed LOOKBACK method as in Section 5, and we hope they can inspire further research.

4.1. Experimental Settings

We evaluate 18 open-source general-purpose LVLMs including LLaVA [23] and Llama-3.2, and three leading prop-

Model	Size	Critique	Correction	
			$\mathcal{C}_{\text{Human}}$	$\mathcal{C}_{\text{Self}}$
<i>Small-size ($\sim 7\text{B}$) Open LVLMs</i>				
DeepSeek-VL	7B	7.5	2.3	-17.9
LLaVA-v1.6	7B	<u>21.8</u>	40.3	-8.7
LLaVA-OV	7B	7.5	22.4	-9.1
Qwen2-VL	7B	21.7	50.8	<u>5.5</u>
Molmo	7B	13.4	49.1	1.8
InternVL2	8B	23.3	<u>52.7</u>	5.4
MiniCPM-V2.6	8B	13.1	53.0	7.8
<i>Medium-size (10\sim40B) Open LVLMs</i>				
Llama-3.2	11B	11.4	34.8	-11.7
LLaVA-v1.6	13B	21.0	40.2	-7.2
InternVL2	26B	<u>25.2</u>	59.3	<u>6.0</u>
LLaVA-v1.6	34B	11.1	39.2	-1.7
InternVL2	40B	28.5	<u>47.6</u>	9.9
<i>Large-size ($>70\text{B}$) Open LVLMs</i>				
LLaVA-OV	72B	35.3	33.4	-10.2
Qwen2-VL	72B	37.4	31.5	-2.1
NVLM	72B	33.1	42.2	1.7
Molmo	72B	35.6	53.1	1.4
InternVL2	76B	26.4	72.7	11.7
Llama-3.2	90B	<u>36.4</u>	<u>66.4</u>	<u>4.4</u>
<i>Critique LVLMs</i>				
Prometheus-Vision	7B	17.7	n/a [†]	n/a [†]
LLaVA-Critic	7B	<u>20.0</u>	<u>19.3</u>	-11.4
Prometheus-Vision	13B	19.3	n/a [†]	n/a [†]
LLaVA-Critic	72B	42.6	58.9	15.4
<i>Proprietary LVLMs</i>				
Gemini-1.5-Pro	*	45.0	78.0	24.9
Claude-3.5-Sonnet	*	<u>51.3</u>	73.7	<u>25.6</u>
GPT-4o	*	52.4	<u>76.2</u>	28.8
Human [‡]		86.5	-	-

Table 3. **Leaderboard of VISCO.** We report VISCore for critique and correction gain for correction. For the correction task, we evaluate model performance with either human-annotated critique ($\mathcal{C}_{\text{Human}}$) or self-generated critique ($\mathcal{C}_{\text{Self}}$). [†]: models lack general question answering capability and cannot perform correction. *: proprietary models with unknown parameters. [‡]: measured on 265 data points rather than full test set due to annotation cost.

rietary LVLMs including GPT-4o, Claude-3.5-Sonnet, and Gemini-Pro. We further evaluate two open LVLMs trained to provide critique, Prometheus-Vision [15] and LLaVA-Critic [42]. As in Section 3.1, we use VISCore to evaluate critique and correction gain to evaluate correction, adopting GPT-4o for LLM-assisted evaluation. For the critique task, we further establish a human baseline performed by trained expert annotators. For the correction task, we evaluate two

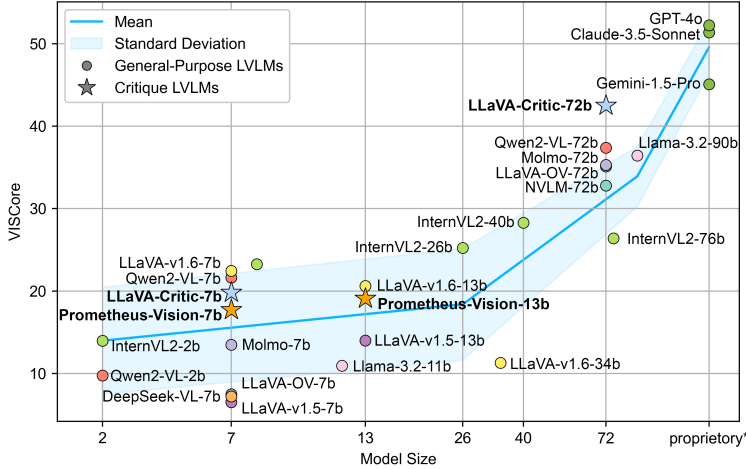


Figure 4. Scaling curve for critique task.

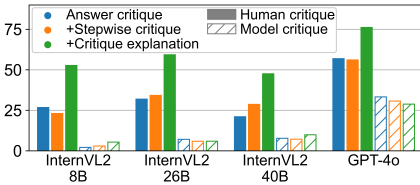


Figure 9. Correction performance given model-generated or human-generated critiques with different granularity.

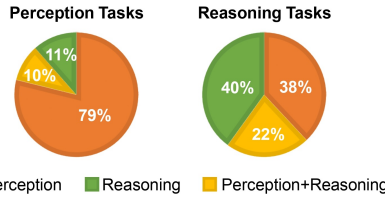


Figure 10. Error distribution in reasoning and perception tasks.

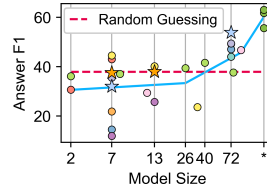


Figure 5. Scaling curve for answer-level F1.

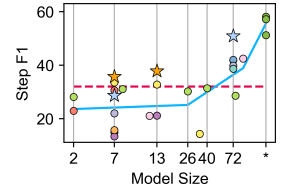


Figure 6. Scaling curve for step-level F1.

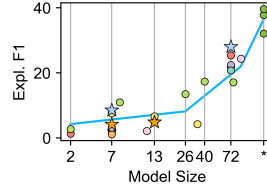


Figure 7. Scaling curve for explanation-level F1.

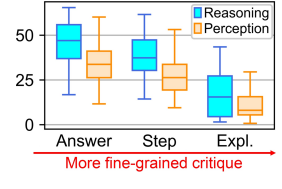


Figure 8. Critique F1 by granularity and category.

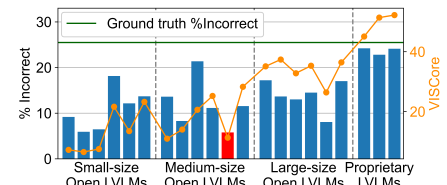


Figure 11. Percentage of data predicted as "Incorrect".

settings, correction based on human-annotated ground truth critique and correction based on self-generated critique to simulate the self-improvement setting. More experimental details are in Appendix C.

4.2. Results

We report the main results in Table 6. For critique capabilities, Open LVLMS significantly improve as model size scales up. Proprietary LVLMS perform better overall than open LVLMS. However, even the best proprietary LVLMS still significantly lag behind human experts. In the correction task, both top-performing open LVLMS and proprietary LVLMS can correct over 70% errors when human-annotated critiques are available, demonstrating the substantial benefits brought by high-quality critique. In contrast, self-generated critique proves less effective and can sometimes even hurt the performance as indicated by the negative correction gains. This further verifies the importance and difficulty of producing high-quality critique for effective self-improvement.

Non-trivial critique capability typically emerges in ~70B LVLMS. As shown in Figure 4-7, increasing the model size consistently improves critique performance. For binary critique at answer and step levels, most of the small- and medium-sized LVLMS with <70B parameters perform even worse than random guessing (Figure 5, 6). The correlation between model size and performance is especially strong for explanation-level F1 (Figure 7), as smaller mod-

els may correctly predict binary critiques but fail to provide coherent explanations. Overall, non-trivial (above-random) critique capabilities typically emerge in 70B-level or proprietary LVLMS.

Benefits and challenges of and fine-grained critique. To investigate whether our proposed fine-grained critique contributes to self-improvement, we show the correction gain with critiques of different granularity in Figure 9 and 21. When using human-annotated high-quality critique, fine-grained critique with step-wise labels and explanations consistently boosts the performance. However, this trend does not hold for model-generated critique, where fine-grained critique does not consistently lead to improvements and sometimes even hurts the performance. As shown in Figure 8, the critique performance of LVLMS decreases as the required level of granularity increases. This highlights that the effective generation of fine-grained critique is both crucial and challenging.

Patterns of critique failure. We further analyze the patterns when LVLMS fail to provide accurate critique and summarize three common patterns as follows:

Failure to critique visual perception. As in Figure 8, critique performance on perception tasks is consistently lower than on reasoning tasks at every level, highlighting a unique challenge in visual reasoning to critique visual perception rather than reasoning. Notably, this trend is different from human performance, as human experts perform slightly better on perception tasks (VISCore = 88.5 for perception, 84.6

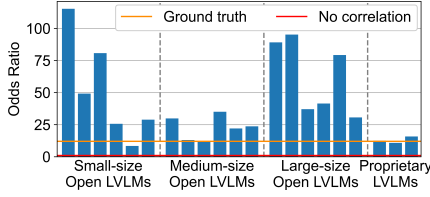


Figure 12. Odds ratio measuring the likelihood of a future step being incorrect given that a prior step is incorrect (higher values indicates a greater likelihood).

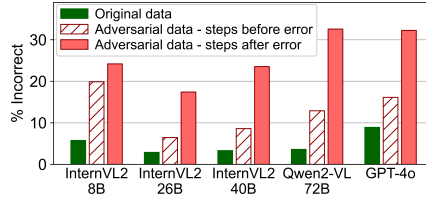


Figure 13. Percentage of data predicted as “Incorrect” on a subset that is all correct. We show the statistics on original data and adversarially constructed data.

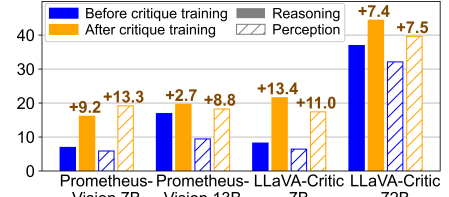


Figure 14. Critique performance before and after critique training.

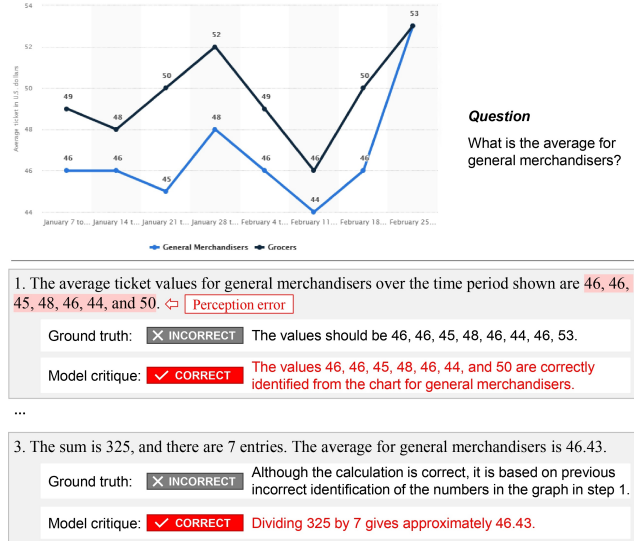


Figure 15. **Example of failure to critique visual perception.** Step 1 makes a perception error when identifying the values, but the model critique fails to identify the error.

for reasoning). To further investigate this issue, we manually review 100 examples and categorize the sources of critique errors into three types: perception errors, reasoning errors, and a combination of both reasoning and perception errors. The results are shown in Figure 10. Unsurprisingly, the majority of errors in perception tasks are due to perception errors. Interestingly, we find that a significant portion of errors in reasoning tasks are also caused by perception (38%) or a combination of perception and reasoning (22%). This indicates that visual perception remains a bottleneck even for reasoning-intensive problems. An example is shown in Figure 15, where the model fails to critique the incorrect digit recognition in step 2, resulting in an incorrect critique.

Reluctance to “say no”. We observe that LVLMs generally show a strong bias against “saying no”, meaning they are more likely to judge an answer or step as correct rather than incorrect. As shown in Figure 11, all LVLMs predict “Incorrect” less frequently than the ground truth annotations. Some models like LLaVA-1.6-34B identify an extremely low percentage of inputs as incorrect (5.7% for LLaVA-1.6-34B), resulting in notably poor performance. This observation aligns with existing work which similarly

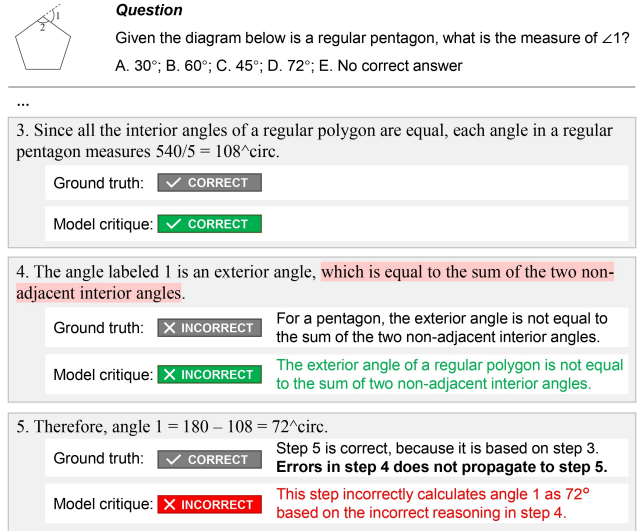
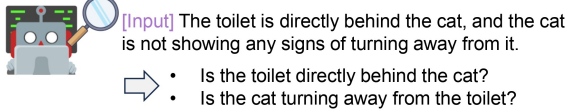


Figure 16. **Example of exaggerated assumption of error propagation.** The model critique mistakenly believes the error in step 4 is propagated to step 5, while in fact step 5 is based on step 3 and thus independent from the error in step 4.

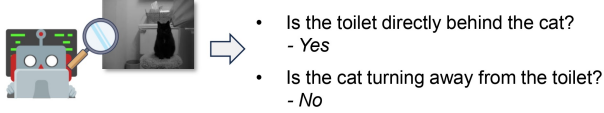
reports a tendency for LVLMs to favor “Yes” over “No” in binary classification tasks [11, 17]. As pointed out by [11, 21], a potential reason for this bias is imbalanced instruction tuning data, as instruction tuning typically encourages models to agree with users.

Exaggerated assumption of error propagation. In the sequential chain-of-thought, errors may naturally propagate from earlier steps to later ones. However, we observe that LVLMs exhibit a much stronger bias in expecting errors to propagate. We use the odds ratio to measure the association between errors in earlier steps and those in later steps, and thus measuring the error propagation effect. As shown in Figure 12, the step-wise correctness judged by LVLMs indicates a much stronger error propagation effect than the ground truth data. This causes LVLMs to struggle when later steps are independent of earlier mistakes; an example of this is shown in Figure 16. To further quantitatively assess the effect on critique performance, we construct an adversarial test set by prompting LLMs to inject errors into the middle sentence of an otherwise correct CoT. As shown in Figure 13, LVLMs fail to recognize that the error is independent of its context, thus mistakenly identify significantly

(1) Extract atomic information



(2) Look back at the original image



(3) Final critique

→ The step is **[output] incorrect**.

Figure 17. Illustration of LOOKBACK method.

more steps as incorrect, especially for the steps after the injected error.

Critique training helps. In addition to general-purpose LVLMs, we evaluate two models specifically fine-tuned to provide critique: Prometheus-Vision [15] and LLaVA-Critic [42]. As shown in Figure 4, the critique LVLMs (★) consistently perform above average relative to their corresponding sizes. Notably, the 72B LLaVA-Critic model significantly outperforms other 70B-level LVLMs and ranks as the best across all open LVLMs. The benefits are more substantial when comparing the critique LVLMs to the base models they were fine-tuned from. As in Figure 14, critique training significantly improves the performance on VISCO, highlighting specialized training as a promising strategy to boost self-improvement capabilities. When applied to correction, the critique generated by LLaVA-Critic-72B also brings the best correction performance across all open LVLMs.

5. LOOKBACK as Improved Baseline

In this section, we present an initial step toward enhancing the critique capabilities of LVLMs. As in Section 4.2, the failure to critique visual perception and the reluctance to “say no” are two major bottlenecks for effective critique. To prevent LVLMs from blindly agreeing with the visual perception in the model response, we propose to explicitly check the image and verify the visual information before performing the critique.

An illustration of our proposed LOOKBACK is shown in Figure 17, with the formal algorithm in Alg. 1. LOOKBACK iteratively analyzes each step in the CoT, extracting **atomic information** and converting it into question format (L3). To ensure thoroughness, it incorporates the original question q into the question set Q (L6). The extracted information is then verified by prompting these questions against the original image I (L9), and the generated answers are synthesized into a holistic critique (L12). By breaking down complex reasoning into verifiable units and iteratively revisiting the image for validation, LOOKBACK better mirrors the human critique process, where examiners cross-reference individ-

	Critique				Correction with C_{self}
	Total	Reas.	Perc.	%Inc.	
InternVL2-8B	23.3	28.2	14.7	13.7	5.5
+ LOOKBACK	30.7 (+7.4)	31.5 (+3.2)	29.5 (+14.8)	32.0	11.7 (+6.2)
InternVL2-26B	25.2	31.2	15.0	11.1	6.0
+ LOOKBACK	38.7 (+13.5)	39.6 (+8.4)	37.2 (+22.2)	31.4	14.4 (+8.4)
Gemini-1.5-Pro	45.0	48.7	39.3	24.2	24.9
+ LOOKBACK	55.5 (+10.5)	61.1 (+12.4)	47.4 (+8.1)	33.6	36.4 (+11.5)
GPT-4o	52.2	55.7	46.8	24.1	28.8
+ LOOKBACK	57.7 (+5.5)	60.0 (+4.3)	54.2 (+8.6)	33.2	34.9 (+6.1)

Table 4. **Performance of LOOKBACK on critique and correction tasks.** Critique is evaluated by VISCore, and correction is evaluated by correction ratio. We also report the VISCore for reasoning (Reas.) and perception (Perc.) tasks, and the percentage of inputs predicted as incorrect (%Inc.).

ual claims with visual evidence.

As shown in Table 4, our proposed LOOKBACK significantly enhances the critique performance for four leading LVLMs. The gains are more significant for perception tasks (+13.4 on average for perception v.s. +7.1 for reasoning), showing that LOOKBACK effectively addresses the challenges in critiquing visual perception. Additionally, we find that LOOKBACK identifies a higher percentage of inputs as incorrect, thereby alleviating the reluctance to disagree. When applied to the correction task, critique generated by LOOKBACK brings notable improvements.

6. Conclusions

This paper presents VISCO, a novel benchmark designed to evaluate LVLMs in terms of critique and correction, two fundamental capabilities for self-improvement. VISCO evaluates fine-grained critique that identifies the correctness of each reasoning step in a chain-of-thought and further provides natural language explanations. We curate the dataset from a diverse range of 18 datasets across 8 tasks and extensively evaluate 24 LVLMs. Our experiments show while LVLMs perform well in correction given high-quality critique, the effective generation of critique is the crucial bottleneck for self-improvement. We further investigate the model performance on critique tasks and identify three main issues contributing to LVLMs’ critique failures: failure to critique visual perception, reluctance to “say no”, and the exaggerated assumption of error propagation. To address these limitations, we designed the LOOKBACK strategy, which can be combined with leading LVLMs to enhance the critique capability by up to 13.5 and further benefit the correction performance by up to 11.5. This work serves as an initial exploration into self-improvement of visual reasoning, aiming to inspire future research in this direction.

Acknowledgment

This research is based upon work supported by CISCO, U.S. DARPA ECOLE Program No. #HR00112390060, and OFFICE OF NAVAL RESEARCH Award #N00014-23-1-2780. The views and conclusions contained herein are those of the authors and should not be interpreted as necessarily representing the official policies, either expressed or implied, of DARPA, or the U.S. Government. The U.S. Government is authorized to reproduce and distribute reprints for governmental purposes notwithstanding any copyright annotation therein.

References

- [1] Manoj Acharya, Kushal Kafle, and Christopher Kanan. Tallyqa: Answering complex counting questions. In *Proceedings of the AAAI conference on artificial intelligence*, pages 8076–8084, 2019. 1
- [2] Josh Achiam, Steven Adler, Sandhini Agarwal, Lama Ahmad, Ilge Akkaya, Florencia Leoni Aleman, Diogo Almeida, Janko Altschmidt, Sam Altman, Shyamal Anadkat, et al. Gpt-4 technical report. *arXiv preprint arXiv:2303.08774*, 2023. 1
- [3] Declan Iain Campbell, Sunayana Rane, Tyler Giallanza, C Nicolò De Sabbata, Kia Ghods, Amogh Joshi, Alexander Ku, Steven M Frankland, Thomas L Griffiths, Jonathan D Cohen, et al. Understanding the limits of vision language models through the lens of the binding problem. In *The Thirty-eighth Annual Conference on Neural Information Processing Systems*. 1
- [4] Dongping Chen, Ruoxi Chen, Shilin Zhang, Yaochen Wang, Yinuo Liu, Huichi Zhou, Qihui Zhang, Yao Wan, Pan Zhou, and Lichao Sun. Mllm-as-a-judge: Assessing multimodal llm-as-a-judge with vision-language benchmark. In *Forty-first International Conference on Machine Learning*. 1, 2, 3
- [5] Xinyun Chen, Maxwell Lin, Nathanael Schaerli, and Denny Zhou. Teaching large language models to self-debug. In *The 61st Annual Meeting Of The Association For Computational Linguistics*, 2023. 1, 3
- [6] Yangyi Chen, Karan Sikka, Michael Cogswell, Heng Ji, and Ajay Divakaran. Measuring and improving chain-of-thought reasoning in vision-language models. *arXiv preprint arXiv:2309.04461*, 2023. 2
- [7] Zhe Chen, Jiannan Wu, Wenhai Wang, Weijie Su, Guo Chen, Sen Xing, Muyan Zhong, Qinglong Zhang, Xizhou Zhu, Lewei Lu, Bin Li, Ping Luo, Tong Lu, Yu Qiao, and Jifeng Dai. Internvl: Scaling up vision foundation models and aligning for generic visual-linguistic tasks. *arXiv preprint arXiv:2312.14238*, 2023. 1
- [8] Wenliang Dai, Nayeon Lee, Boxin Wang, Zhuolin Yang, Zihan Liu, Jon Barker, Tuomas Rintamäki, Mohammad Shoeybi, Bryan Catanzaro, and Wei Ping. Nvlm: Open frontier-class multimodal llms, 2024. 1
- [9] Matt Deitke, Christopher Clark, Sangho Lee, Rohun Tripathi, Yue Yang, Jae Sung Park, Mohammadreza Salehi, Niklas Muennighoff, Kyle Lo, Luca Soldaini, et al. Molmo and pixmo: Open weights and open data for state-of-the-art multimodal models. *arXiv preprint arXiv:2409.17146*, 2024. 2, 1
- [10] Mengfei Du, Binhao Wu, Zejun Li, Xuanjing Huang, and Zhongyu Wei. Embspatial-bench: Benchmarking spatial understanding for embodied tasks with large vision-language models. *arXiv preprint arXiv:2406.05756*, 2024. 1, 2, 4
- [11] Tianrui Guan, Fuxiao Liu, Xiyang Wu, Ruiqi Xian, Zongxia Li, Xiaoyu Liu, Xijun Wang, Lichang Chen, Furong Huang, Yaser Yacoob, et al. Hallusionbench: an advanced diagnostic suite for entangled language hallucination and visual illusion in large vision-language models. In *Proceedings of the IEEE/CVF Conference on Computer Vision and Pattern Recognition*, pages 14375–14385, 2024. 1, 4, 7
- [12] Anisha Gunjal, Jihan Yin, and Erhan Bas. Detecting and preventing hallucinations in large vision language models. In *Proceedings of the AAAI Conference on Artificial Intelligence*, pages 18135–18143, 2024. 1
- [13] Yushi Hu, Weijia Shi, Xingyu Fu, Dan Roth, Mari Ostendorf, Luke Zettlemoyer, Noah A Smith, and Ranjay Krishna. Visual sketchpad: Sketching as a visual chain of thought for multimodal language models. *arXiv preprint arXiv:2406.09403*, 2024. 3
- [14] Amita Kamath, Jack Hessel, and Kai-Wei Chang. What’s “up” with vision-language models? investigating their struggle with spatial reasoning. In *Proceedings of the 2023 Conference on Empirical Methods in Natural Language Processing*, pages 9161–9175, 2023. 1, 2
- [15] Seungone Kim, Jamin Shin, Yejin Cho, Joel Jang, Shayne Longpre, Hwaran Lee, Sangdoo Yun, Seongjin Shin, Sungdong Kim, James Thorne, et al. Prometheus: Inducing fine-grained evaluation capability in language models. In *The Twelfth International Conference on Learning Representations*. 1, 3, 5, 8
- [16] Tian Lan, Wenwei Zhang, Chen Xu, Heyan Huang, Dahua Lin, Kai Chen, and Xian ling Mao. Criticeval: Evaluating large language model as critic, 2024. 3
- [17] Yifan Li, Yifan Du, Kun Zhou, Jinpeng Wang, Wayne Xin Zhao, and Ji-Rong Wen. Evaluating object hallucination in large vision-language models. In *Proceedings of the 2023 Conference on Empirical Methods in Natural Language Processing*, pages 292–305, 2023. 1, 4, 7
- [18] Zhenwen Liang, Kehan Guo, Gang Liu, Taicheng Guo, Yujun Zhou, Tianyu Yang, Jiajun Jiao, Renjie Pi, Jipeng Zhang, and Xiangliang Zhang. Scemqa: A scientific college entrance level multimodal question answering benchmark. *arXiv preprint arXiv:2402.05138*, 2024. 1, 2, 4
- [19] Zicheng Lin, Zhibin Gou, Tian Liang, Ruilin Luo, Haowei Liu, and Yujiu Yang. CriticBench: Benchmarking LLMs for critique-correct reasoning. In *Findings of the Association for Computational Linguistics ACL 2024*, pages 1552–1587, Bangkok, Thailand and virtual meeting, 2024. Association for Computational Linguistics. 3
- [20] Anastasiya A Lipnevich and Ernesto Panadero. A review of feedback models and theories: Descriptions, definitions, and conclusions. In *Frontiers in Education*, page 720195. Frontiers, 2021. 2, 3

- [21] Fuxiao Liu, Kevin Lin, Linjie Li, Jianfeng Wang, Yaser Yacoob, and Lijuan Wang. Mitigating hallucination in large multi-modal models via robust instruction tuning. In *The Twelfth International Conference on Learning Representations*. 7
- [22] Fangyu Liu, Guy Emerson, and Nigel Collier. Visual spatial reasoning. *Transactions of the Association for Computational Linguistics*, 11:635–651, 2023. 1, 2, 4
- [23] Haotian Liu, Chunyuan Li, Qingyang Wu, and Yong Jae Lee. Visual instruction tuning. *Advances in neural information processing systems*, 36, 2024. 2, 5, 1
- [24] Yang Liu, Dan Iter, Yichong Xu, Shuohang Wang, Ruochen Xu, and Chenguang Zhu. G-eval: Nlg evaluation using gpt-4 with better human alignment. In *Proceedings of the 2023 Conference on Empirical Methods in Natural Language Processing*, pages 2511–2522, 2023. 3
- [25] Zuyan Liu, Yuhao Dong, Yongming Rao, Jie Zhou, and Jiwen Lu. Chain-of-spot: Interactive reasoning improves large vision-language models. *arXiv preprint arXiv:2403.12966*, 2024. 3
- [26] Haoyu Lu, Wen Liu, Bo Zhang, Bingxuan Wang, Kai Dong, Bo Liu, Jingxiang Sun, Tongzheng Ren, Zhuoshu Li, Hao Yang, et al. Deepseek-vl: towards real-world vision-language understanding. *arXiv preprint arXiv:2403.05525*, 2024. 1
- [27] Pan Lu, Hritik Bansal, Tony Xia, Jiacheng Liu, Chunyuan Li, Hannaneh Hajishirzi, Hao Cheng, Kai-Wei Chang, Michel Galley, and Jianfeng Gao. Mathvista: Evaluating mathematical reasoning of foundation models in visual contexts. In *The Twelfth International Conference on Learning Representations*. 1, 2, 4
- [28] Liangchen Luo, Zi Lin, Yinxiao Liu, Lei Shu, Yun Zhu, Jingbo Shang, and Lei Meng. Critique ability of large language models. 3
- [29] Aman Madaan, Niket Tandon, Prakhar Gupta, Skyler Hallinan, Luyu Gao, Sarah Wiegrefe, Uri Alon, Nouha Dziri, Shrimai Prabhumoye, Yiming Yang, et al. Self-refine: Iterative refinement with self-feedback. *Advances in Neural Information Processing Systems*, 36, 2024. 1, 3
- [30] Ahmad Mahmood, Ashmal Vayani, Muzammal Naseer, Salman Khan, and Fahad Khan. Vurf: A general-purpose reasoning and self-refinement framework for video understanding. *arXiv preprint arXiv:2403.14743*, 2024. 1, 3
- [31] Minesh Mathew, Dimosthenis Karatzas, and CV Jawahar. Docvqa: A dataset for vqa on document images. In *Proceedings of the IEEE/CVF winter conference on applications of computer vision*, pages 2200–2209, 2021. 4
- [32] Roni Paiss, Ariel Ephrat, Omer Tov, Shiran Zada, Inbar Mosseri, Michal Irani, and Tali Dekel. Teaching clip to count to ten. In *Proceedings of the IEEE/CVF International Conference on Computer Vision*, pages 3170–3180, 2023. 1
- [33] Hao Shao, Shengju Qian, Han Xiao, Guanglu Song, Zhuofan Zong, Letian Wang, Yu Liu, and Hongsheng Li. Visual cot: Advancing multi-modal language models with a comprehensive dataset and benchmark for chain-of-thought reasoning. *arXiv preprint arXiv:2403.16999*, 2024. 3
- [34] Noah Shinn, Federico Cassano, Ashwin Gopinath, Karthik Narasimhan, and Shunyu Yao. Reflexion: Language agents with verbal reinforcement learning. *Advances in Neural Information Processing Systems*, 36, 2024. 1, 3
- [35] Amanpreet Singh, Vivek Natarajan, Meet Shah, Yu Jiang, Xinlei Chen, Dhruv Batra, Devi Parikh, and Marcus Rohrbach. Towards vqa models that can read. In *Proceedings of the IEEE/CVF conference on computer vision and pattern recognition*, pages 8317–8326, 2019. 4
- [36] Shichao Sun, Junlong Li, Weizhe Yuan, Ruifeng Yuan, Wenjie Li, and Pengfei Liu. The critique of critique. In *Findings of the Association for Computational Linguistics: ACL 2024*, pages 9077–9096, Bangkok, Thailand, 2024. Association for Computational Linguistics. 3
- [37] Guanzhi Wang, Yuqi Xie, Yunfan Jiang, Ajay Mandlekar, Chaowei Xiao, Yuke Zhu, Linxi Fan, and Anima Anandkumar. Voyager: An open-ended embodied agent with large language models. *Transactions on Machine Learning Research*. 3
- [38] Ke Wang, Junting Pan, Weikang Shi, Zimu Lu, Mingjie Zhan, and Hongsheng Li. Measuring multimodal mathematical reasoning with math-vision dataset, 2024. 1, 2, 4
- [39] Peng Wang, Shuai Bai, Sinan Tan, Shijie Wang, Zhihao Fan, Jinze Bai, Keqin Chen, Xuejing Liu, Jialin Wang, Wenbin Ge, Yang Fan, Kai Dang, Mengfei Du, Xuancheng Ren, Rui Men, Dayiheng Liu, Chang Zhou, Jingren Zhou, and Junyang Lin. Qwen2-vl: Enhancing vision-language model’s perception of the world at any resolution, 2024. 1
- [40] Xiyao Wang, Jiahai Chen, Zhaoyang Wang, Yuhang Zhou, Yiyang Zhou, Huaxiu Yao, Tianyi Zhou, Tom Goldstein, Parminder Bhatia, Furong Huang, et al. Enhancing visual-language modality alignment in large vision language models via self-improvement. *arXiv preprint arXiv:2405.15973*, 2024. 3
- [41] Jason Wei, Xuezhi Wang, Dale Schuurmans, Maarten Bosma, Fei Xia, Ed Chi, Quoc V Le, Denny Zhou, et al. Chain-of-thought prompting elicits reasoning in large language models. *Advances in neural information processing systems*, 35:24824–24837, 2022. 1, 2
- [42] Tianyi Xiong, Xiyao Wang, Dong Guo, Qinghao Ye, Haoqi Fan, Quanquan Gu, Heng Huang, and Chunyuan Li. Llavacritic: Learning to evaluate multimodal models. *arXiv preprint arXiv:2410.02712*, 2024. 1, 5, 8
- [43] Zhengyuan Yang, Linjie Li, Kevin Lin, Jianfeng Wang, Chung-Ching Lin, Zicheng Liu, and Lijuan Wang. The dawn of lmms: Preliminary explorations with gpt-4v (ision). *arXiv preprint arXiv:2309.17421*, 9(1):1, 2023. 1, 2
- [44] Zhengyuan Yang, Jianfeng Wang, Linjie Li, Kevin Lin, Chung-Ching Lin, Zicheng Liu, and Lijuan Wang. Idea2img: Iterative self-refinement with gpt-4v (ision) for automatic image design and generation. *arXiv preprint arXiv:2310.08541*, 2023. 3
- [45] Yuan Yao, Tianyu Yu, Ao Zhang, Chongyi Wang, Junbo Cui, Hongji Zhu, Tianchi Cai, Haoyu Li, Weilin Zhao, Zhihui He, et al. Minicpm-v: A gpt-4v level mllm on your phone. *arXiv preprint arXiv:2408.01800*, 2024. 1
- [46] Runpeng Yu, Weihao Yu, and Xinchao Wang. Attention prompting on image for large vision-language models. *arXiv preprint arXiv:2409.17143*, 2024. 1, 3

- [47] Xiang Yue, Yuansheng Ni, Kai Zhang, Tianyu Zheng, Ruoqi Liu, Ge Zhang, Samuel Stevens, Dongfu Jiang, Weiming Ren, Yuxuan Sun, et al. Mmmu: A massive multi-discipline multimodal understanding and reasoning benchmark for expert agi. In Proceedings of the IEEE/CVF Conference on Computer Vision and Pattern Recognition, pages 9556–9567, 2024. [1](#), [2](#), [4](#)
- [48] Wan Noor Miza Wan Mohd Yunus. Written corrective feedback in english compositions: Teachers’ practices and students’ expectations. English Language Teaching Educational Journal, 3(2):95–107, 2020. [2](#), [3](#)

Appendix

A. Dataset Examples

We present examples of VISCO dataset in Figure 18. We further show the details of each step in the dataset construction process as follows:

Task input collection. We collect images, questions and ground truth answers from existing visual question answering datasets. The distribution of our tasks and datasets are shown in Figure 3 in the main content. Examples from each task are in Figure 19.

Response collection. We use 7 LVLMs to sample model responses, including both the CoT and the final answer. We prompt the LVLMs to generate CoT with less than five sentences, and additionally remove CoT with more than five sentences. The prompt template and an example output are shown in Figure 23.

Response filtering. In the response filtering stage, we filter the responses into three subsets: responses with outcome errors, responses with process errors, and responses with no errors. Examples from each of the three subsets are shown in Figure 20.

Critique collection. We train three human annotators to provide dense and fine-grained critique with a binary label for each step, and a natural language explanation if the step is considered as incorrect. The annotation interface is shown in Figure 24.

B. Metric Design Details

VISCore design. To verify the robustness of VISCore metric design, we conducted human evaluation on 200 data where annotators compare pairs of model generated critique and judge which is better. We find that VISCore correlates the best with human judgment ($\tau = 0.58$), outperforming alternatives like arithmetic mean of F1 ($\tau = 0.42$) and explanation BLEU ($\tau = 0.41$). This is because VISCore prioritizes explanation correctness, better aligning with human focus, and LLM-based evaluation of explanation is more effective than BLEU.

LLM evaluation. The calculation of explanation-level F1 requires matching model-generated critique explanations against human-annotated explanations using LLMs. We use GPT-4o for this evaluation, and the prompt is shown in Figure 26. To evaluate the reliability of this evaluation, we manually compare 100 model-generated explanations against human explanations, and evaluate the agreement between our manual evaluation and LLM evaluation. We observe a high agreement of 0.80 accuracy and 0.61 Cohen’s Kappa, validating the robustness of LLM evaluation.

Metric calculation examples. To better illustrate the met-

ric calculation, we present two examples in Figure 25 and 22, illustrating the calculation of VISCore for critique task and correction gain for correction task respectively.

C. Experimental Details

We evaluate 27 open LVLMs and 3 proprietary LVLMs. For the open LVLMs, we evaluate models from 7 families: DeepSeek-VL [26], LLaVA [23], InternVL [7], Qwen-VL [39], Molmo [9], NVLM [8], Llama-3.2, and MiniCPM [45]. Specifically, we run the inference with fast serving frameworks. Specifically, we evaluate Qwen2-VL, Molmo, Llama-3.2, NVLM and MiniCPM with `vllm`, evaluate LLaVA-OV and LLaVA-Critic with `sclang`, and evaluate InternVL2, DeepSeek-VL, LLaVA-v1.5, LLaVA-v1.6, Qwen-VL and Prometheus-Vision with `lmdeploy`. We set the sampling temperature as 0.7. For LOOKBACK, we use the same set of hyperparameters. The prompt for critique and correction are in Figure 27 and 28.

For the human baseline, we ask one of the trained annotators to establish the human baseline on a randomly selected subset of 265 data points. To reduce annotation costs, we provide the ground truth answers to the annotator. The 100% answer-level F1 shows that the ground truth answers are verified by the annotator to be correct.

D. Additional Results

In this section, we present additional experimental results. Figure 21 is a more complete version of Figure 9 in the main content, showing the correction performance given model-generated or human-generated critiques with different granularity. We further report the detailed critique performance of each model at different granularity and categories in Table 6, and include a few additional models like LLaVA-v1.5.

To measure the importance of CoT to our framework, we perform ablation study by evaluating the critique and correction performance without CoT in the original response. As shown below, LVLMs can effectively perform critique and correction bringing positive correction gains without CoT. However, CoT brings better performance especially for strong models like GPT-4o.

Model	Critique		Correction	
	w. CoT	w/o CoT	w. CoT	w/o CoT
InternVL2-8B	37.1	47.3	5.4	5.1
Claude-3.5-Sonnet	61.8	60.3	25.6	25.6
GPT-4o	63.0	59.0	28.8	26.4

Table 5. Additional experiments for ablations of CoT.

E. Details on LOOKBACK

The algorithm for our proposed LOOKBACK method is in Alg. 1. We further show an example of critique generated by LOOKBACK in Figure 29.

Algorithm 1 LOOKBACK algorithm

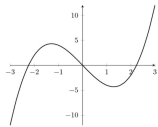
Require: LVLM, image I , question q , model response to be critiqued $(\mathbf{T}_{\mathcal{M}}, a_{\mathcal{M}})$

- 1: $\mathcal{Q} = \{\}$
- 2: **for** $i = 1$ **to** N **do**
- 3: $\mathcal{Q}_i = \text{RaiseQuestion}(\text{LVLM}, I, T_i)$
- 4: $\mathcal{Q} = \mathcal{Q} \cup \mathcal{Q}_i$
- 5: **end for**
- 6: $\mathcal{Q} = \mathcal{Q} \cup \{q\}$
- 7: $\mathcal{A} = \{\}$
- 8: **for** q' **in** \mathcal{Q} **do**
- 9: $a' = \text{AnswerQuestion}(\text{LVLM}, I, q')$
- 10: $\mathcal{A} = \mathcal{A} \cup \{a'\}$
- 11: **end for**
- 12: **return** $\text{Critique}(\text{LVLM}, I, q, (\mathbf{T}_{\mathcal{M}}, a_{\mathcal{M}}), \mathcal{Q}, \mathcal{A})$

Error cases of LOOKBACK. We further evaluate the error cases of LOOKBACK and identify two typical scenarios: (1) Errors in reasoning critique. LOOKBACK is less effective in critiquing reasoning, as these often go beyond verifying atomic information against the image. This is reflected in the smaller performance boosts in reasoning tasks in Table 4. (2) Referral expression error in atomic information extraction. In an example involving four images, the reasoning discusses a blue car *in the first image*, but the extracted question refers to the car as *the blue car* without specifying the first image, resulting in critique errors.

F. Limitations

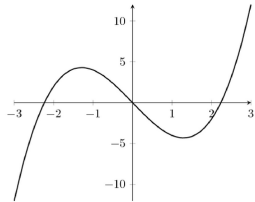
The main limitation of this work is its task setting, which constrains the CoT to at most five reasoning steps, potentially affecting its generalization to complex reasoning or multi-turn interactions. While this work provides a valuable initial investigation into LVLM critique and correction, this limitation highlights opportunities for future research.



Reasoning

Math

Dataset: MathVista

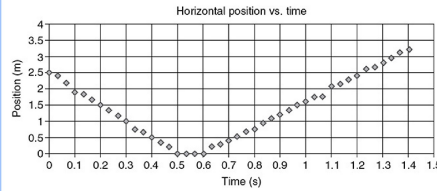


Question:
What is the center of symmetry of this function?
Choices:
(A) (0, 0)
(B) (-1, 0)
(C) (2, 0)

Answer: (A) (0, 0)

Science

Dataset: ScEMQA



Question:

A 50.0-g ball moving to the left strikes a wall and bounces back to the right. Slow-motion video analysis produces the following horizontal position versus time graph. Determine the momentum change of the bouncing ball.

- Choices:**
A. $+0.05 \text{ kg} \times \text{m/s}$
B. $+0.45 \text{ kg} \times \text{m/s}$
C. $-0.45 \text{ kg} \times \text{m/s}$
D. $-0.05 \text{ kg} \times \text{m/s}$

Answer: B. $+0.45 \text{ kg} \times \text{m/s}$



—C. D. Batchelor, *New York Daily News*, April 25, 1936

Humanities

Dataset: MMMU

Question:

The 1936 cartoon above, from the *New York Daily News*, is making the point that

- Choices:**
A. although European individuals and countries might be seduced into waging another major war, the United States would be wise to avoid participating.
B. the policy of appeasement is a bankrupt policy that can only lead to more death and destruction.
C. munitions manufacturers, the so-called merchants of death, were pushing the world toward war in the name of profits.
D. the weaponry of modern warfare had advanced to such a degree that future military engagements would result in unprecedented carnage.

Answer: A. although European individuals and countries might be seduced into waging another major war, the United States would be wise to avoid participating.

Perception

Hallucination

Dataset: POPE



Question: Is there a knife in the image?

Answer: no

Spatial Relationship

Dataset: VSR



Question: Determine whether the following statement about the image is true or false: The cat is facing the keyboard.

Answer: False

VQA

Dataset: GQA




Question: What color is the door?

Answer: white

Counting

Dataset: TallyQA



Question: How many giraffes are looking at the camera?

Answer: 1

OCR

Dataset: TextVQA



Question: what is the first word on the sign?

Answer: fahrrader

Figure 19. Examples for each task in our dataset.

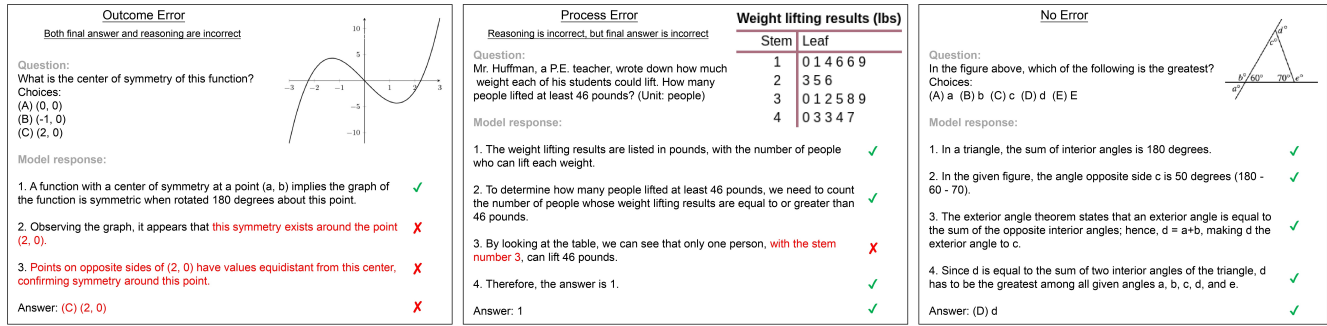


Figure 20. Examples of model responses with outcome errors, process errors, and no errors.

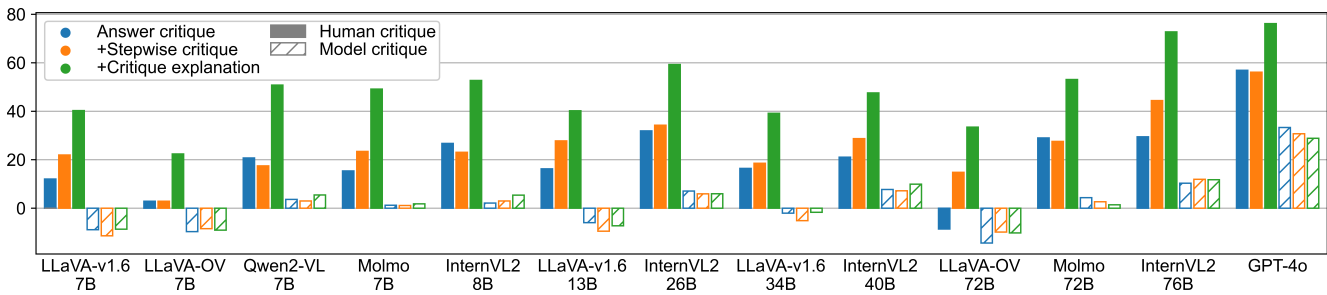


Figure 21. Correction performance given model-generated or human-generated critiques with different granularity.

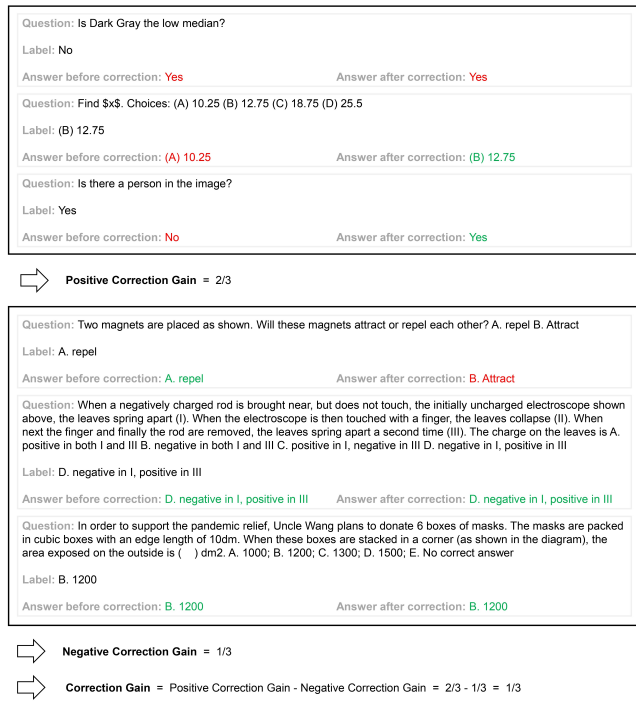


Figure 22. Calculation of correction gain.

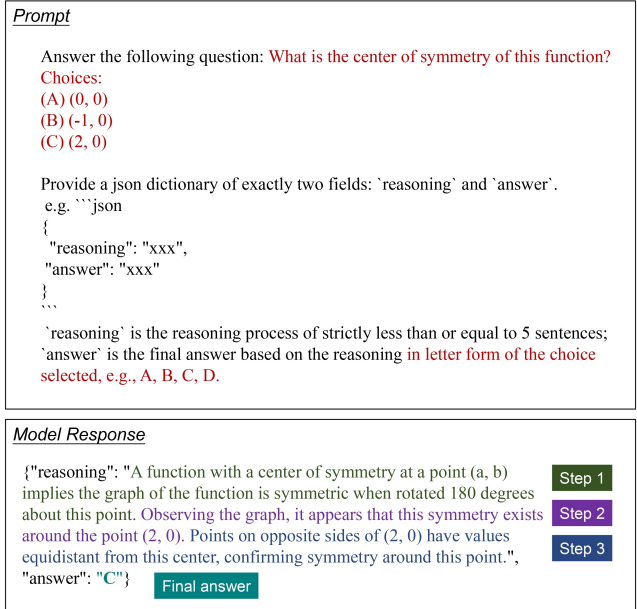


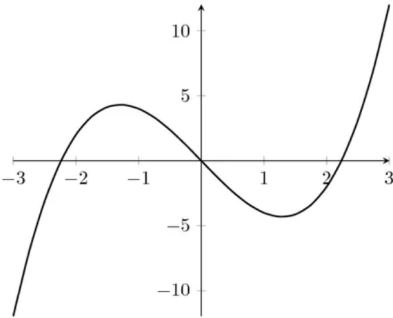
Figure 23. Prompt template for collecting model responses and an example response. The **highlighted** fields will be filled with the information according to each data point. The “reasoning” field in the model response will be split into multiple reasoning steps using `nlk.tokenize.sent_tokenize`.

Progress: 8/55 (TODO)

8

Go Prev TODO Prev Next Next TODO

Image



Model Prediction: (2, 0)

Correct

Sentence 1. A function with a center of symmetry at a point (a, b) implies the graph of the function is symmetric when rotated 180 degrees about this point.

Enter your critic here

Correct

Sentence 2. Observing the graph, it appears that this symmetry exists around the point (2, 0).

Enter your critic here

Correct

Sentence 3. Points on opposite sides of (2, 0) have values equidistant from this center, confirming symmetry around this point.

Enter your critic here

Correct

Question: Answer the following question: What is the center of symmetry of this function? Choices: (A) (0, 0) (B) (-1, 0) (C) (2, 0)


Answer: (0, 0)

Unflagged

Submit

Figure 24. Interface of critique annotation.

Answer-level F1




Question: Determine whether the following statement about the image is true or false: The person is at the left side of the pizza.

Label: False

Model answer: True

Ground truth: ☒ INCORRECT

Model critique: ☒ INCORRECT ☒ True positive



Question: How many baby birds are visible in the image?

Label: 2

Model answer: C. $\frac{dy}{dx} = x - y$

Ground truth: ☒ INCORRECT

Model critique: ☒ CORRECT ☒ False negative

Precision = 1/1 = 1
Recall = 1/2 = 0.5
F1 = 0.67

Step-level F1

Question: Which of the following is the differential equation of the slope field above?

Model CoT:

1. The image shows a hand holding a fork on the left side of the pizza, indicating that the person is indeed at the left side of the pizza.

Ground truth: ☒ INCORRECT

Model critique: ☒ INCORRECT ☒ True positive

Question: How many baby birds are visible in the image?

Model CoT:

1. Two adult birds are positioned on the nest's edge.

Ground truth: ☒ CORRECT

Model critique: ☒ CORRECT ☒ True negative

2. Between them, there are three small birds that appear to be fledglings.

Ground truth: ☒ INCORRECT

Model critique: ☒ CORRECT ☒ False negative

3. These small birds are likely the baby birds.

Ground truth: ☒ CORRECT

Model critique: ☒ CORRECT ☒ True negative

Precision = 1/1 = 1
Recall = 1/2 = 0.5
F1 = 0.67

Explanation-level F1

Question: Which of the following is the differential equation of the slope field above?

Model CoT:

1. The image shows a hand holding a fork on the left side of the pizza, indicating that the person is indeed at the left side of the pizza.

Ground truth: ☒ INCORRECT The person is sitting behind the pizza from our POV.

Model critique: ☒ INCORRECT The hand with a fork is actually on the right side of the pizza, not the left side.

Explanations do not match

no longer count as true positive

Question: How many baby birds are visible in the image?

Model CoT:

1. Two adult birds are positioned on the nest's edge.

Ground truth: ☒ CORRECT

Model critique: ☒ CORRECT ☒ True negative

2. Between them, there are three small birds that appear to be fledglings.

Ground truth: ☒ INCORRECT

Model critique: ☒ CORRECT ☒ False negative

3. These small birds are likely the baby birds.

Ground truth: ☒ CORRECT

Model critique: ☒ CORRECT ☒ True negative

Precision = 0/1 = 0
Recall = 0/2 = 0
F1 = 0

Reweight: True Positives = 0 rather than 1

VIScore = $(0.67 \times 0.67 \times 0)^{\frac{1}{3}} = 0$ Penalize predictions that fail to provide correct explanations, even if they provide correct binary critique.

Figure 25. Calculation of VISCore.

	VISCore	Answer	Total Thought	Expl.	Answer	Reasoning Step	Expl.	Answer	Perception Step	Expl.
Random	-	37.91	32.02	-	39.44	33.10	-	36.03	30.54	-
<i>Tiny-size (<3B) Open LVLMS</i>										
Qwen2-VL-2B	9.76	30.7	23.0	1.3	29.5	24.3	1.7	31.9	21.3	0.8
InternVL2-2B	13.96	36.1	28.2	2.7	37.3	29.3	3.7	34.8	26.8	1.5
<i>Small-size (~7B) Open LVLMS</i>										
DeepSeek-VL-7B	7.53	21.8	15.7	1.2	18.7	14.4	1.6	24.9	17.5	0.8
LLaVA-v1.5-7B	6.51	11.9	13.4	1.7	12.7	13.5	2.0	10.9	13.3	1.4
LLaVA-v1.6-7B	21.80	44.6	33.6	6.9	46.8	34.6	7.8	41.3	31.9	5.6
LLaVA-v1.6-Vicuna-7B	11.45	27.7	24.1	2.3	25.8	24.3	2.2	29.9	23.8	2.4
LLaVA-OV-7B	7.53	14.5	14.9	2.0	16.8	15.7	2.2	11.7	13.8	1.6
Qwen-VL-7B	12.69	33.1	26.4	2.3	31.2	26.7	2.8	35.1	26.0	1.8
Qwen2-VL-7B	21.71	43.0	30.6	7.8	44.5	30.4	7.3	41.1	31.0	8.4
Molmo-7B	13.43	35.5	22.0	3.1	35.7	23.6	4.1	35.3	19.8	1.6
InternVL2-8B	23.33	37.1	31.1	11.0	44.2	37.4	14.1	26.1	19.7	5.6
MiniCPM-V2.6 (8B)	13.07	27.9	18.2	4.4	32.0	21.7	5.5	22.4	12.4	2.7
<i>Medium-size (10~70B) Open LVLMS</i>										
Llama-3.2-11B	11.44	29.4	21.1	2.4	31.4	23.0	3.3	26.9	17.6	0.8
LLaVA-v1.6-13B	21.02	40.2	32.8	7.1	43.6	36.5	7.6	34.4	25.9	6.1
InternVL2-26B	25.20	39.4	30.2	13.4	48.7	36.8	16.9	24.5	18.5	7.2
LLaVA-v1.6-34B	11.05	23.6	14.3	4.0	29.4	17.4	4.2	15.3	9.5	3.6
InternVL2-40B	28.48	41.6	31.4	17.7	47.8	37.4	20.7	32.0	20.7	12.4
<i>Large-size (>70B) Open LVLMS</i>										
LLaVA-OV-72B	35.27	47.1	42.0	22.2	49.3	44.7	23.2	43.9	37.3	20.5
Qwen2-VL-72B	37.44	49.2	41.9	25.5	56.3	49.0	30.8	38.0	28.6	15.5
NVLM-72B	33.07	44.0	38.6	21.3	52.6	46.1	26.1	30.6	24.7	12.3
Molmo-72B	35.59	49.4	39.8	22.9	57.5	46.8	26.8	36.5	26.4	15.5
InternVL2-76B	26.38	37.7	28.6	17.0	47.3	35.6	21.2	22.9	16.2	9.6
Llama-3.2-90B	36.40	46.8	42.5	24.3	55.7	49.1	28.8	32.9	30.5	16.1
<i>Critique LVLMS</i>										
Prometheus-Vision-7B	17.67	37.6	35.8	4.1	37.2	37.6	3.1	38.0	33.4	5.4
LLaVA-Critic-7B	20.02	32.0	28.7	8.8	36.3	30.3	9.5	26.3	26.3	7.7
Prometheus-Vision-13B	19.32	38.0	37.8	5.0	42.0	40.1	4.6	33.1	34.5	5.6
LLaVA-Critic-72B	42.60	53.9	50.9	28.2	56.3	54.8	28.6	50.5	44.8	27.4
<i>Proprietary LVLMS</i>										
Gemini-1.5-Pro	45.01	55.6	51.2	32.0	58.8	55.0	35.7	51.2	45.2	26.3
Claude-3.5-Sonnet	51.28	61.8	58.1	37.6	65.4	61.6	43.5	57.4	53.2	29.5
GPT-4o	52.36	63.0	57.2	39.8	65.2	61.4	43.5	60.1	50.3	34.0
Human*	86.47	100.0	90.6	71.4	100.0	90.6	66.8	100.0	90.6	76.4

Table 6. **Detailed critique performance VISCO**. In addition to the overall VISCore score, we also report the critique F1 at three granularity: answer-level F1, step-level F1, and explanation-level F1. We also report the scores for the two categories, reasoning and perception respectively. We also include a few additional models compared to Table 3 in the main content.

You task is to evaluate a **critique** of reasoning.

You are given a question about an image, an incorrect chain-of-thought trying to answer the question, and a **critique** that explains why the **STEP_NUM** step of the chain-of-thought is incorrect. You are required to focus on the **STEP_NUM** step, and analyzes whether the critique correctly identifies the source of error.

For reference, you will be provided with the ground truth critique for each individual step. Evaluate the critique by comparing against the ground truth. Focus on whether the critique accurately identifies the **core mistake**. If the critique addresses the core error and does not contain factual or logical error, minor deviations or omissions in reasoning or explanation should be considered as correct.

Think step by step, then provide your judgment. Your response should end with either:

Judgment: the critique is correct.

or

Judgment: the critique is incorrect.

... In-context examples ...

Question: **QUESTION**

Chain-of-thought: **CoT**

Figure 26. **Prompt for LLM-assisted evaluation of critique explanation.** The **highlighted** fields are to be filled according to each data point. We omit the **in-context examples** here.

You are given an image, a question about the image, a reasoning process involving multiple steps, and a final answer. Evaluate the accuracy of each reasoning step and the final answer. For each reasoning step, evaluate whether it is correct or incorrect. If it is incorrect, briefly explain why. Then, evaluate the final answer as correct or incorrect.

Your response should be a json in the following format:

```
```json
{
 "step_1": { "correctness": true or false, "explanation": "Write your explanation here" },
 ...,
 "answer_correctness": true or false
}
```
```

Instructions for evaluating reasoning steps:

- * For each reasoning step, evaluate whether it is correct or incorrect based on the accuracy of the factual information and logical calculations it contains.
- * Evaluate each step in isolation.
- * You do not need to evaluate the importance of the step in achieving the correct final answer; focus solely on the correctness within that step itself.

Question: **QUESTION**

Reasoning: **CoT**

Answer: **ANSWER**

Figure 27. **Prompt for critique task.** The **highlighted** fields are to be filled according to each data point.

You are given an image, a question about the image, a multi-step reasoning process leading to an answer, and the critique for each reasoning step. Based on this information, think step by step and provide the correct answer. Your response should end with a json dictionary as follows:

```
```json
{ "answer": ANSWER }
```
```

ANSWER should be **ANSWER_FORMAT**.

Question: **QUESTION**

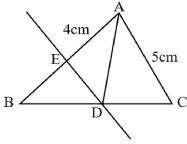
Reasoning:

1. **REASONING_STEP_1**
- Critique: **CRITIQUE_FOR_STEP_1**

...

The final answer is: **MODEL_RESPONSE_ANSWER**
- Critique: **CRITIQUE_FOR_ANSWER**

Figure 28. **Prompt for correction task.** The **highlighted** fields are to be filled according to each data point.



Question:

As shown in the figure, triangle ABC is folded along the straight line DE so that point B coincides with point A. If the perimeter of triangle ADC is 17 cm, what is the perimeter of triangle ABC in cm? A. 17; B. 12; C. 15; D. 25; E. No correct answer

Label: D. 25

Model CoT:

1. Since triangle ABC is folded such that point B coincides with point A, line segment AB is equal to line segment AE.

Ground truth: ✗ INCORRECT AB is not equal to AE, but it is twice as long as AE.

Baseline: ✓ CORRECT

LookBack:

Questions regarding atomic information:

- Is line segment AB equal to line segment AE? \Rightarrow

LVLm answers:

- No, line segment AB is not equal to line segment AE. Line segment AE is given as 4 cm, while no length is provided for line segment AB.

✗ INCORRECT The reasoning incorrectly states that AB equals AE. AE is given as 4 cm, but AB is not specified and appears longer.

2. Given that AD is 5 cm and AC is 4 cm, line segment DC must be equal to DE.

Ground truth: ✗ INCORRECT DC does not equal DE. There is no explicit relationship between DC and DE.

Baseline: ✓ CORRECT

LookBack:

Questions regarding atomic information:

- Is line segment DC equal to line segment DE? \Rightarrow

LVLm answers:

- No, line segment DC is not equal to line segment DE.

✗ INCORRECT The reasoning states DC equals DE, which is incorrect based on the visual information provided.

3. Therefore, ADC's perimeter AD+DC+AC is 17 cm.

Ground truth: ✓ CORRECT

Baseline: ✓ CORRECT

LookBack:

Questions regarding atomic information:

- Is line segment AD labeled as 5 cm?
- Is line segment AC labeled as 4 cm?

LVLm answers:

- Yes, line segment AD is labeled as 5 cm.
- No, line segment AC is labeled as 5 cm.

✗ INCORRECT The premise is incorrect since the lengths used (AD, DC, AC) do not add up correctly based on given information.

4. If AE=AB, this implies the same triangle length, making the total perimeter of ABC also 17 cm as position symmetrical.

Ground truth: ✗ INCORRECT AE does not equal AB. The perimeter of ABC is not 17cm.

Baseline: ✓ CORRECT

LookBack:

Questions regarding atomic information:

- Is line segment AE equal to line segment AB? \Rightarrow
- Does line segment AD measure 5 cm?
- Does line segment AC measure 4 cm?

LVLm answers:

- No, line segment AE is not equal to line segment AB. AE is 4 cm, while AB is not labeled with a length but appears longer than AE.
- No, line segment AD does not measure 5 cm; it is AC that measures 5 cm.
- No, line segment AC measures 5 cm.

✗ INCORRECT The reasoning states DC equals DE, which is incorrect based on the visual information provided.

5. Thus, perimeter of ABC is the same as ADC.

Ground truth: ✗ INCORRECT AE does not equal AB. The perimeter of ABC is not 17cm.

Baseline: ✓ CORRECT

LookBack:

Questions regarding atomic information:

- Is AE equal to AB in the image?
- Is the length of AD labeled as 5 cm in the image?
- Is the length of AC labeled as 4 cm in the image?

LVLm answers:

- No, AE is not equal to AB. AE is 4 cm, while AB is not labeled with a specific measurement.
- Yes, the length of AD is labeled as 5 cm in the image.
- No, the length of AC is labeled as 5 cm.

✗ INCORRECT The reasoning incorrectly concludes that the perimeters are the same based on incorrect assumptions.

Model answer:

A. 17

Ground truth: ✗ INCORRECT

Baseline: ✓ CORRECT

LookBack: ✗ INCORRECT

Figure 29. Example of LOOKBACK.